

----- AMP Data Entry Page -----

1. Losing Facility Information

Type of Distribution to Consolidate: Orig & Dest MODS/BPI Office
Facility Name & Type: Pasco WA P&DF
Street Address: 3500 W Court St
City: Pasco
State: WA
5D Facility ZIP Code: 99301
District: Seattle
Area: Western
Finance Number: 546526
Current 3D ZIP Code(s): 993
Miles to Gaining Facility: 133
EXFC office: Yes
Plant Manager: Stacey Jasmer
Senior Plant Manager: Donald Jacobus
District Manager: Yul Melonson
Facility Type after AMP: Post Office

2. Gaining Facility Information

Facility Name & Type: Spokane P&DC
Street Address: 2928 S Spotted Rd
City: Spokane
State: WA
5D Facility ZIP Code: 99224
District: Seattle
Area: Western
Finance Number: 548054
Current 3D ZIP Code(s): 838, 990-992
EXFC office: Yes
Plant Manager: William Rupert
Senior Plant Manager: Donald Jacobus
District Manager: Yul Melonson

3. Background Information

Start of Study: 9/15/2011
Date Range of Data: Jul-01-2010 : Jun-30-2011
Processing Days per Year: 310
Bargaining Unit Hours per Year: 1,745
EAS Hours per Year: 1,822
Date of HQ memo, DAR Factors/Cost of Borrowing/ **New**
Facility Start-up Costs Update
Date & Time this workbook was last saved:

	June 16, 2011
	2/17/2012 12:01

4. Other Information

Area Vice President: Sylvester Black
Vice President, Network Operations: David E. Williams
Area AMP Coordinator: Steven Murray
HQ AMP Coordinator: Cindy Venable

rev 09/21/2011

Approval Signatures

Losing Facility Name and Type: Pasco WA P&DF

Street Address: 3500 W Court St

City: Pasco

State: WA

Facility ZIP Code: 99301

Finance Number: 548526

Current 3D ZIP Code(s): 993

Type of Distribution to Consolidate: Orig & Dest

Gaining Facility Name and Type: Spokane P&DC

Street Address: 2928 S Spotted Rd

City: Spokane

State: WA

Facility ZIP Code: 99224

Finance Number: 548054

Current 3D ZIP Code(s): 838, 990-992


ACKNOWLEDGEMENT OF ACCOUNTABILITY - I acknowledge that I am accountable for respecting and supporting the integrity of all official postal reporting systems, including financial reports and those relating to compliance with contracting, complement, or similar efforts involving the investment and expenditure of funds, as well as all systems to service to our customers.

LOSING FACILITY:

Postmaster or Plant Manager:

Dana Alderson

Printed Name



Signature

11/15/11

Date

Senior Plant Manager:

Donald Jacobus

Printed Name



Signature

11-16-11

Date

District Manager:

Yul Melonson

Printed Name



Signature

11/17/11


Date

GAINING FACILITY:

Plant Manager:

William Rupert

Printed Name



Signature

11/15/11

Date

Senior Plant Manager:

Donald Jacobus

Printed Name



Signature

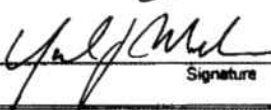
11-16-11

Date

District Manager:

Yul Melonson

Printed Name



Signature

11/17/11

Date

AREA OFFICE:

Area Vice President:

Sylvester Black

Printed Name



Signature

2/15/12

Date

Implementation Date: _____

HEADQUARTERS:


Approved:

Disapproved:

Vice President, Network Operations:

David E. Williams

Printed Name



Signature

2/18/12

Date

Comments: _____

Executive Summary

Last Saved: February 17, 2012

Losing Facility Name and Type: Pasco WA P&DF

Street Address: 3500 W Court St

City, State: Pasco , WA

Current 3D ZIP Code(s): 993

Type of Distribution to Consolidate: Orig & Dest

Miles to Gaining Facility: 133

Gaining Facility Name and Type: Spokane P&DC

Current 3D ZIP Code(s): 838, 990-992

Summary of AMP Worksheets

Savings/Costs

Mail Processing Craft Workhour Savings	=	<u>\$1,140,053</u>	from Workhour Costs - Proposed
Non-MP Craft/EAS + Shared LDCs Workhour Savings (less Maint/Trans)	=	<u>\$95,500</u>	from Other Curr vs Prop
PCES/EAS Supervisory Workhour Savings	=	<u>\$268,051</u>	from Other Curr vs Prop
Transportation Savings	=	<u>(\$900,777)</u>	from Transportation (HCR and PVS)
Maintenance Savings	=	<u>\$831,702</u>	from Maintenance
Space Savings	=	<u>\$0</u>	from Space Evaluation and Other Costs
Total Annual Savings	=	<u>\$1,434,530</u>	
Total One-Time Costs	=	<u>\$147,750</u>	from Space Evaluation and Other Costs
Total First Year Savings	=	<u><u>\$1,286,780</u></u>	

Staffing Positions

Craft Position Loss	=	<u>24</u>	from Staffing - Craft
PCES/EAS Position Loss	=	<u>(3)</u>	from Staffing - PCES/EAS

Volume

Total FHP to be Transferred (Average Daily Volume)	=	<u>518,206</u>	from Workhour Costs - Current
Current FHP at Gaining Facility (Average Daily Volume)	=	<u>1,759,852</u>	from Workhour Costs - Current
Losing Facility Cancellation Volume (Average Daily Volume)	=	<u>81,898</u>	(= Total TPH / Operating Days)

Service

Service Standard Impacts by ADV

	UPGRADED ADV	DOWNGRADED ADV	Unchanged + Upgrades ADV	Unchanged + Upgrades %
First-Class Mail®	0	0	0	#DIV/0!
Priority Mail®	0	0	0	#DIV/0!
Package Services	0	0	0	#DIV/0!
Periodicals	N/A*	N/A*	N/A*	N/A*
Standard Mail	N/A*	N/A*	N/A*	N/A*

Code to destination 3-digit ZIP Code volume is not available

rev 10/15/2009

Summary Narrative

Last Saved: February 17, 2012

Losing Facility Name and Type: Pasco WA P&DF

Current 3D ZIP Code(s): 993

Type of Distribution to Consolidate: Orig & Dest

Gaining Facility Name and Type: Spokane P&DC

Current 3D ZIP Code(s): 838, 990-992

Background

The Seattle Performance Cluster with assistance from the Western Area office has completed a comprehensive Area Mail Processing (AMP) study to determine the feasibility of relocating originating and destinating mail processing operations from the Pasco Processing & Distribution Facility (P&DF), along with the impacts of the Yakima (CSMPC) to Pasco AMP to the Spokane Processing & Distribution Center (P&DC).

Facility Descriptions

The Pasco P&DF, which is located at 2500 W Court St, Pasco WA, is an 110,700 square foot USPS owned facility. The facility houses automation equipment for distribution of letter volume delivery point sequencing, flat carrier route distribution, and parcel processing for the 993 service area. In addition to processing operations, the facility houses primary mail acceptance operations & carrier operations. The Pasco P&DF services the originating and destinating SCF 993 ZIP Code area.

The Yakima Main Post Office, which is located at 205 W Washington Ave, Yakima WA, is an 81,323 square foot USPS owned facility. The facility houses automation equipment for distribution of letter volume delivery point sequencing, flat carrier route distribution, and parcel processing for the 985 service area. In addition to processing operations, the facility houses primary mail acceptance operations & carrier operations. The Yakima P&DF services the originating and destinating SCF 989 ZIP Code area. The Yakima to Pasco AMP was approved on 10/28/2011 and has not yet been fully implemented.

The Spokane P&DC, which is located at 2928 S Spotted Rd, is a USPS owned facility. The 264,170 square foot facility was originally occupied in 2000. The Spokane P&DC services the originating and destinating SCF 835, 838, 990, 991, 992 & 994 ZIP Code areas. This facility houses automated and mechanized equipment for letter volume delivery point sequencing, flat carrier route distribution and parcel processing for selected 5 Digit ZIP Codes in the service area.

Financial Summary

Annual baseline data is for the period 07/01/2010 to 06/30/2011. Financial savings proposed for the consolidations are:

Total First Year Savings	\$ 1,286,780
Total Annual Savings	\$ 1,434,530

There are one time costs due to equipment needs at the Spokane PDC that are not reflected in MPE, but on the Space/Costs. There are costs for the move of an AFCS, AFSM100, two DBCS, a LCTS, and SPBS w/feeder, a new Sub-Panel, modifying task lights, TMS equipment/software needs, Design/Support, and Contingency not directly linked to individual sites. These costs were totaled and divided by the four sites coming into Spokane – Kalispell and Missoula MT, Pasco and Wenatchee WA.

Distribution Concept

All originating and destinating letter and flat mail for the SCF 835, 838, 989-994 ZIP Code areas would be processed to the finest depth of sort at the Spokane P&DC. Originating and Destinating Priority/FCM parcels for the SCF 835, 838, 989-994 ZIP Code areas would be processed at the Spokane P&DC.

To reduce transportation costs, the buildings currently occupied as the Pasco P&DF, Yakima PO would be retained as a Hub/Spoke (H/S) facility for mail that currently originates and destinate in the respective SCF's. Mail Acceptance operations would be retained at each of the H/S facilities. To mitigate the cost of maintaining the H/S facilities, Customer Service operations in close proximity of the H/S facilities would be consolidated into the H/S sites. Customer Service offices would remain open only for retail operations (where applicable).

Summary Narrative *(continued)*

Summary Narrative Page 2

Automation and Mail Handling Systems

Below is a summary of the required letter, flat, and package sorting equipment necessary to support consolidated Network Optimization operations. The proposed equipment is based on historical volume data and the operating windows outlined in the Concept of Operations presentation. We included the LCUS from Pasco to help distribute and dispatch to the new SCF's. In the MPE Inventory it was planned for Pasco to move Four (4) DBCS, Phase 2-5's (2 from Yakima), One (1) AFCS, and their LCUS. Two (2) DIOSS will be moved to Spokane from two of the AMP facilities. There is a need to move One (1) AFSM 100, One (1) SPBS/APBS, and One (1) VFS unit from other locations. The MPE relocation costs will be split between the four AMP sites: Kalispell MT, Missoula MT, Pasco WA, and Wenatchee WA.

Customer Service

The Pasco PDF will be retained as the Pasco, WA Post Office (PO). The Customer Service operations including retail and BMEU are in the same facility but are a different finance number and function. There will be no change to the current retail (window) operations or hours, and the location and availability times for Pasco PO box customers will remain as current. Caller Service, BMEU services and mail acceptance times/locations/hours will remain as current (Pasco PO). No delivery and collection modifications are anticipated for SCF 993 AO's, local collection box pick up times will remain unchanged and a local postmark will be available at retail service locations.

The resources necessary to perform the CS functions assigned to the Pasco PO are provided for in the residual (Pasco PO) function four clerk positions. There will also be staffing kept for the Hub/Spoke dispatch activities and the sorting of NMO's and retained ODA packages.

Specific service standard changes associated with this Area Mail Processing consolidation are contingent upon the resolution of both (a) the rulemaking in which current market dominant product service standards in 39 CFR Part 121 are being evaluated, and (b) all remaining AMP consolidation proposals that are part of the same network rationalization initiative. A complete file reflecting any new service standards will be published at www.usps.com once all of the related AMP decisions that provide the foundation for new service standards are made. Priority and Express Mail service standards will be based upon the capability of the network.

The collection box times will not be impacted with this consolidation.

Transportation

The transportation operating between Spokane P&DC and Pasco and Yakima consist of HCR's. These sites will be used as hubs in each respective SCF to minimize transportation costs.

The hub concept is essential to keeping transportation cost down and efficient. This concept will allow us to maintain AM and PM dispatches with the least amount of impact on AO's/DU's. The transportation plan is to utilize existing feeder trips currently operating between Plants facilities which will become hubs under this concept.

Returned collection trips will be utilized to move DPS/Flats (all available mail) back to the hubs to be staged for morning dispatches. Additional transportation may be needed in the AM to support possible changes/limitations in mail processing.

Employee Impacts

Current projections from the AMP studies for the Pasco PDF (Yakima AMP), show a net reduction of 24 craft employees and increase of 3 management positions. Some staffing will be retained at each of the 5 H/S facilities to process parcels and to support dock operations. The net change by facility is summarized in the table below.

Summary Narrative *(continued)*

Mail Processing Management to Craft Ratio				
Management to Craft ₂ Ratios	Current		Proposed	
	SDOs to Craft ₁ (1:25 target)	MDOs+SDOs to Craft ₁ (1:22 target)	SDOs to Craft ₁ (1:25 target)	MDOs+SDOs to Craft ₁ (1:22 target)
Pasco WA	1:26	N/A	N/A	N/A
Spokane WA	1 : 25	1 : 22	1 : 22	1 : 20

¹ Craft = FTR+PTR+PTF+Casuals
² Craft = F1 + F4 at Losing; F1 only at Gaining

Management and Craft Staffing Impacts							
	Pasco WA PDF			Spokane WA PDC			Net Diff
	Total Current On-Rolls	Total Proposed	Diff	Total Current On-Rolls	Total Proposed	Diff	
Craft ¹	67	12	(55)	317	348	31	(24)
Management	1	-	(1)	25	29	4	3

¹ Craft = FTR+PTR+PTF+Casuals

As a matter of policy, the Postal Service follows the Worker Adjustment and Retraining Notification Act's ("WARN") notification requirements when the number of employees experiencing an employment loss within the meaning of WARN would trigger WARN's requirements. Some or all of the impacted employees described above may not experience an employment loss within the meaning of WARN due to transfers or reassignments.

24 Hour Clock

Last Saved: February 17, 2012

Losing Facility Name and Type: Pasco WA P&DF

Current 3D ZIP Code(s): 993

Type of Distribution to Consolidate: Orig & Dest

Gaining Facility Name and Type: Spokane P&DC

Current 3D ZIP Code(s): 838, 990-992

24 Hour Indicator Report				80%	100%	100%	100%	Millions	100%	100%	86.9%
Weekly Trends Beginning Day			Facility	Cancelled by 2000 Data Source = EDW/MCRS	OGP Cleared by 2300 Data Source = EDW/EOR	OGS Cleared by 2400 Data Source = EDW/EOR	MMP Cleared by 2400 Data Source = EDW/EOR	MMP Volume On Hand at 2400 Data Source = EDW/MCRS	Mail Assigned Commercial / FedEx By 0230 Data Source = EDW/SASS	DPS 2nd Pass Cleared by 0700 Data Source = EDW/EOR	Trips On-Time 0400 - 0900 Data Source = EDW/TIMES
				%							
16-Apr	SAT	4/16	PASCO P&DF	74.8%	99.6%	97.4%		#VALUE!	100.0%	94.1%	89.6%
23-Apr	SAT	4/23	PASCO P&DF	70.7%	100.0%	100.0%		#VALUE!	100.0%	84.1%	77.1%
30-Apr	SAT	4/30	PASCO P&DF	59.0%	98.6%	100.0%		#VALUE!	100.0%	84.4%	85.4%
7-May	SAT	5/7	PASCO P&DF	66.2%	99.3%	100.0%		#VALUE!	100.0%	90.5%	87.5%
14-May	SAT	5/14	PASCO P&DF	69.9%	100.0%	100.0%		#VALUE!	100.0%	88.0%	89.6%
21-May	SAT	5/21	PASCO P&DF	67.1%	99.9%	100.0%		#VALUE!	100.0%	92.0%	89.6%
28-May	SAT	5/28	PASCO P&DF	58.4%	99.4%	100.0%		#VALUE!	100.0%	84.1%	80.0%
4-Jun	SAT	6/4	PASCO P&DF	60.6%	98.9%	100.0%		#VALUE!	100.0%	82.8%	77.1%
11-Jun	SAT	6/11	PASCO P&DF	61.6%	100.0%	100.0%		#VALUE!	100.0%	90.1%	87.5%
18-Jun	SAT	6/18	PASCO P&DF	65.8%	100.0%	100.0%		#VALUE!	100.0%	95.8%	93.8%
25-Jun	SAT	6/25	PASCO P&DF	54.3%	99.7%	96.9%		#VALUE!	100.0%	93.2%	89.6%
2-Jul	SAT	7/2	PASCO P&DF	68.5%	100.0%	100.0%		#VALUE!	100.0%	77.2%	72.5%
9-Jul	SAT	7/9	PASCO P&DF	68.9%	99.8%	100.0%		#VALUE!	99.9%	83.6%	89.6%
16-Jul	SAT	7/16	PASCO P&DF	76.7%	96.2%	100.0%		#VALUE!	100.0%	95.2%	91.7%
23-Jul	SAT	7/23	PASCO P&DF	60.2%	100.0%	100.0%		#VALUE!	100.0%	90.8%	89.6%
30-Jul	SAT	7/30	PASCO P&DF	67.1%	98.4%	100.0%		#VALUE!	100.0%	87.3%	89.6%
6-Aug	SAT	8/6	PASCO P&DF	70.4%	95.6%	100.0%		#VALUE!	100.0%	88.2%	89.6%
13-Aug	SAT	8/13	PASCO P&DF	62.7%	98.7%	100.0%		#VALUE!	100.0%	92.2%	85.4%
20-Aug	SAT	8/20	PASCO P&DF	70.3%	99.4%	99.2%		#VALUE!	100.0%	93.8%	93.8%
27-Aug	SAT	8/27	PASCO P&DF	65.0%	96.3%	100.0%		#VALUE!	100.0%	82.4%	87.5%
3-Sep	SAT	9/3	PASCO P&DF	63.4%	98.3%	100.0%		#VALUE!	100.0%	89.7%	82.5%
24 Hour Indicator Report				80%	100%	100%	100%	Millions	100%	100%	86.9%
Weekly Trends Beginning Day			Facility	Cancelled by 2000 Data Source = EDW/MCRS	OGP Cleared by 2300 Data Source = EDW/EOR	OGS Cleared by 2400 Data Source = EDW/EOR	MMP Cleared by 2400 Data Source = EDW/EOR	MMP Volume On Hand at 2400 Data Source = EDW/MCRS	Mail Assigned Commercial / FedEx By 0230 Data Source = EDW/SASS	DPS 2nd Pass Cleared by 0700 Data Source = EDW/EOR	Trips On-Time 0400 - 0900 Data Source = EDW/TIMES
				%							
16-Apr	SAT	4/16	SPOKANE P&DC	70.8%	95.1%	0.0%	95.8%	#VALUE!	74.3%	100.0%	100.0%
23-Apr	SAT	4/23	SPOKANE P&DC	73.5%	96.3%	0.0%	93.5%	#VALUE!	73.8%	100.0%	97.8%
30-Apr	SAT	4/30	SPOKANE P&DC	66.6%	95.6%	0.0%	94.6%	#VALUE!	74.5%	100.0%	100.0%
7-May	SAT	5/7	SPOKANE P&DC	71.1%	97.3%	0.0%	96.4%	#VALUE!	70.6%	100.0%	100.0%
14-May	SAT	5/14	SPOKANE P&DC	72.5%	97.5%	0.0%	95.4%	#VALUE!	71.6%	100.0%	100.0%
21-May	SAT	5/21	SPOKANE P&DC	75.7%	97.8%	0.0%	94.8%	#VALUE!	69.2%	100.0%	99.6%
28-May	SAT	5/28	SPOKANE P&DC	66.6%	93.2%	0.0%	94.2%	0.1	70.9%	100.0%	100.0%
4-Jun	SAT	6/4	SPOKANE P&DC	66.2%	96.9%	0.0%	95.4%	#VALUE!	64.6%	100.0%	100.0%
11-Jun	SAT	6/11	SPOKANE P&DC	67.8%	96.7%	0.0%	95.8%	#VALUE!	68.8%	100.0%	100.0%
18-Jun	SAT	6/18	SPOKANE P&DC	72.0%	97.4%	0.0%	96.1%	#VALUE!	71.5%	100.0%	100.0%
25-Jun	SAT	6/25	SPOKANE P&DC	64.2%	96.2%	0.0%	94.8%	#VALUE!	70.9%	100.0%	99.6%
2-Jul	SAT	7/2	SPOKANE P&DC	65.5%	93.4%	0.0%	91.4%	#VALUE!	71.1%	100.0%	97.6%
9-Jul	SAT	7/9	SPOKANE P&DC	67.4%	96.9%	0.0%	94.4%	#VALUE!	69.6%	100.0%	97.9%
16-Jul	SAT	7/16	SPOKANE P&DC	72.2%	96.9%	0.0%	94.7%	0.1	70.4%	100.0%	100.0%
23-Jul	SAT	7/23	SPOKANE P&DC	70.4%	96.9%	0.0%	93.9%	0.1	70.6%	100.0%	100.0%
30-Jul	SAT	7/30	SPOKANE P&DC	67.6%	97.3%	0.0%	95.2%	#VALUE!	72.3%	100.0%	100.0%
6-Aug	SAT	8/6	SPOKANE P&DC	68.7%	96.9%	0.0%	95.5%	0.1	70.8%	100.0%	100.0%
13-Aug	SAT	8/13	SPOKANE P&DC	70.1%	94.6%	0.0%	92.3%	#VALUE!	69.6%	100.0%	100.0%
20-Aug	SAT	8/20	SPOKANE P&DC	72.6%	97.4%	0.0%	94.9%	#VALUE!	71.6%	100.0%	100.0%
27-Aug	SAT	8/27	SPOKANE P&DC	63.8%	96.6%	0.0%	94.3%	#VALUE!	69.3%	100.0%	100.0%
3-Sep	SAT	9/3	SPOKANE P&DC	65.4%	90.7%	0.0%	93.6%	0.1	67.5%	100.0%	97.0%

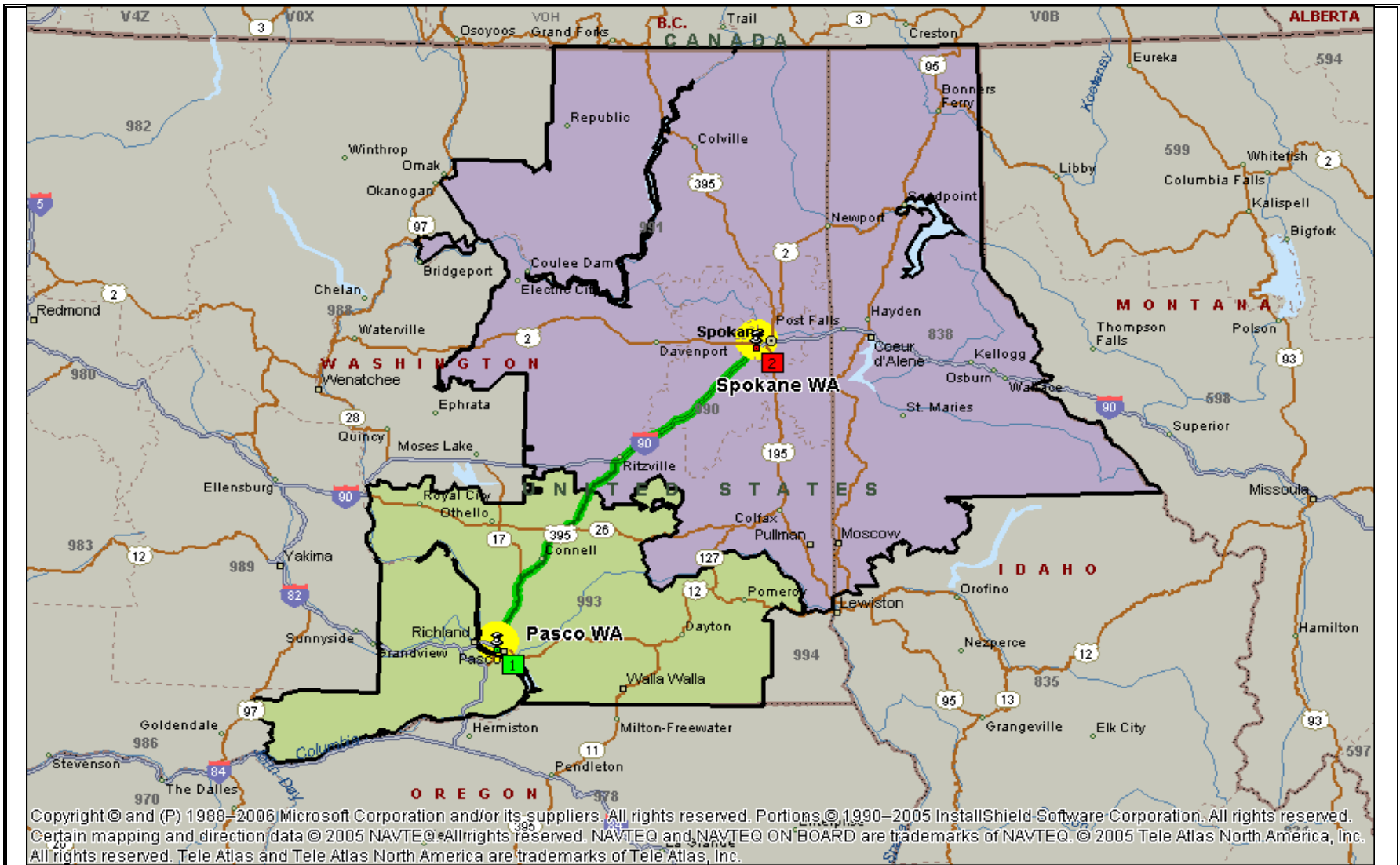
rev 04/2/2008

MAP

Last Saved: February 17, 2012

Losing Facility Name and Type: Pasco WA P&DF
Current 3D ZIP Code(s): 993
Miles to Gaining Facility: 133

Gaining Facility Name and Type: Spokane P&DC
Current 3D ZIP Code(s): 838, 990-992



rev 03/20/2008

Service Standard Impacts

Last Saved: February 17, 2012

Losing Facility: Pasco WA P&DF

Losing Facility 3D ZIP Code(s): 993

Gaining Facility 3D ZIP Code(s): 838, 990-992

Based on report prepared by Network Integration Support dated: mm/dd/yyyy

Service Standard Changes - Average Daily Volume (data obtained from ODIS is derived from sampling and may vary from actual volume)																
	FCM						PRI		PER *		STD *		PSVC		ALL CLASSES	
	Overnight	% Change	All Others	% Change	Total	% Change	All	% Change	All	% Change	All	% Change	All	% Change	All	% Change
UPGRADE																
DOWNGRADE																
TOTAL																
NET UP+NO CHNG																
VOLUME TOTAL																

* - Periodical and Standard mail origin 3-digit ZIP Code to destination 3-digit ZIP Code volume is not available

Selected summary fields are transferred to the *Executive Summary*

Service Standard Changes - Pairs																
	FCM						PRI		PER		STD		PSVC		ALL CLASSES	
	Overnight	% Change	All Others	% Change	Total	% Change	All	% Change	All	% Change	All	% Change	All	% Change	All	% Change
UPGRADE																
DOWNGRADE																
TOTAL																
NET																

Stakeholders Notification

(WorkBook Tab Notification - 1)

Last Saved: February 17, 2012

Stakeholder Notification Page 1

Losing Facility: Pasco WA P&DF

AMP Event: Start of Study

Workhour Costs - Current

Last Saved: February 17, 2012

Losing Facility: **Pasco WA P&DF**

Gaining Facility: **Spokane P&DC**

Date Range of Data: 07/01/10 <<==== >>>> 06/30/11

Losing Current Workhour Rate by LDC		
LDC	Function 1	Function 4
11	\$43.74	\$0.00
12	\$40.52	\$34.56
13	\$41.15	\$0.00
14	\$40.73	\$0.00
15	\$0.00	\$0.00
16	\$0.00	\$0.00
17	\$40.38	\$0.00
18	\$38.35	\$0.00

Gaining Current Workhour Rate by LDC		
LDC	Function 1	Function 4
11	\$37.10	\$0.00
12	\$41.30	\$0.00
13	\$40.60	\$0.00
14	\$45.22	\$0.00
15	\$0.00	\$0.00
16	\$0.00	\$0.00
17	\$37.68	\$0.00
18	\$37.57	\$0.00

(1) Current Operation Numbers	(2) % Moved to Gaining	(3) Current Annual FHP Volume	(4) Current Annual TPH or NATPH Volume	(5) Current Annual Workhours	(6) Current Productivity (TPH or NATPH)	(7) Current Annual Workhour Costs
002	100.0%					\$16,521
003	100.0%					\$21,888
010	100.0%					\$19,941
014	100.0%					\$21,884
015	100.0%					\$46,325
016	100.0%					\$9,667
017	100.0%					\$62,749
018	100.0%					\$35,155
019	100.0%					\$135
020	100.0%					\$695
021	100.0%					\$0
022	100.0%					\$0
030	50.0%					\$44,273
B	50.0%					
035	100.0%					\$121,528
040	100.0%					\$9,233
044	50.0%					\$55,021
B	50.0%					
060	50.0%					\$30,303
B	50.0%					
066	100.0%					\$2,362
067	100.0%					\$2,810
074	50.0%					\$61,710
B	50.0%					
100	100.0%					\$42,603
110	100.0%					\$512
121	100.0%					\$86,593
150	100.0%					\$94
180	100.0%					\$268,844
185	100.0%					\$130,240
208	100.0%					\$7,459
209	100.0%					\$14,475
229	100.0%					\$58,530
230	100.0%					\$67,725
231	66.0%					\$149,797
232	100.0%					\$40,269
266	100.0%					\$32,828
271	100.0%					\$18,243
274	100.0%					\$7,853
281	100.0%					\$10,903

(8) Current Operation Numbers	(9) % Moved to Losing	(10) Current Annual FHP Volume	(11) Current Annual TPH or NATPH Volume	(12) Current Annual Workhours	(13) Current Productivity (TPH or NATPH)	(14) Current Annual Workhour Costs
002						\$0
003						\$0
010						\$116,193
014						\$63,482
015						\$165,769
016						\$0
017						\$134,142
018						\$559,214
019						\$495
020						\$16,744
021						\$0
022						\$0
030						\$672,882
481						\$226,660
035						\$480,284
040						\$74,582
044						\$132,433
894						\$77,055
060						\$268,897
401						\$103,751
066						\$2,408
067						\$90
074						\$149,420
404						\$226,206
100						\$0
110						\$262,945
121						\$354,390
150						\$149,026
180						\$0
185						\$0
208						\$107,272
209						\$67,075
229						\$980,943
230						\$506,639
231						\$569,493
232						\$131,061
486						\$0
271						\$124,685
894dup						
481dup						

Workhour Costs - Proposed

Last Saved: February 17, 2012

Losing Facility: Pasco WA P&DF

Gaining Facility: Spokane P&DC

(1) Proposed Operation Numbers	(2) Proposed Annual FHP Volume	(3) Proposed Annual TPH or NATPH Volume	(4) Proposed Annual Workhours	(5) Proposed Productivity (TPH or NATPH)	(6) Proposed Annual Workhour Costs
002					\$0
003					\$0
010					\$0
014					\$0
015					\$0
016					\$0
017					\$0
018					\$0
019					\$0
020					\$0
021					\$0
022					\$0
030					\$0
B					
035					\$0
040					\$0
044					\$0
B					
060					\$0
B					
066					\$0
067					\$0
074					\$0
B					
100					\$0
110					\$0
121					\$0
150					\$0
180					\$0
185					\$0
208					\$0
209					\$0
229					\$0
230					\$0
231					\$50,931
232					\$0
266					\$0
271					\$0
274					\$0
281					\$0
284					\$0
321					\$0
324					\$143,987
428					\$0
429					\$0
431					\$0
481					\$0
484					\$0
549					\$0

(7) Proposed Operation Numbers	(8) Proposed Annual FHP Volume	(9) Proposed Annual TPH or NATPH Volume	(10) Proposed Annual Workhours	(11) Proposed Productivity (TPH or NATPH)	(12) Proposed Annual Workhour Costs
002					\$15,415
003					\$20,422
010					\$134,798
014					\$83,900
015					\$211,023
016					\$9,019
017					\$192,688
018					\$592,015
019					\$622
020					\$17,392
021					\$0
022					\$0
030					\$691,678
481					\$283,018
035					\$536,978
040					\$83,967
044					\$161,071
894					\$353,483
060					\$283,200
401					\$103,751
066					\$996
067					\$1,013
074					\$181,533
404					\$226,206
100					\$45,888
110					\$263,422
121					\$435,184
150					\$148,009
180					\$166,301
185					\$80,563
208					\$114,232
209					\$80,581
229					\$1,035,553
230					\$569,828
231					\$639,375
232					\$156,209
486					\$0
271					\$130,600
894dup					\$0
481dup					\$0
484					\$62,530
321					\$335,923
324					\$454,176
428					\$48,670
429					\$14,190
431					\$37,420
481dup					\$0
484dup					\$0
549					\$292,966

(1) Proposed Operation Numbers	(2) Proposed Annual FHP Volume	(3) Proposed Annual TPH or NATPH Volume	(4) Proposed Annual Workhours	(5) Proposed Productivity (TPH or NATPH)	(6) Proposed Annual Workhour Costs
---	---	--	--	---	---

(7) Proposed Operation Numbers	(8) Proposed Annual FHP Volume	(9) Proposed Annual TPH or NATPH Volume	(10) Proposed Annual Workhours	(11) Proposed Productivity (TPH or NATPH)	(12) Proposed Annual Workhour Costs
---	---	--	---	--	--

(13) New Flow Adjustments at Losing Facility					
Op#	FHP	TPH/NATPH	Workhours	Productivity	Workhour Cost
Totals	0	0	0	No Calc	\$0

(14) New Flow Adjustments at Gaining Facility					
Op#	FHP	TPH/NATPH	Workhours	Productivity	Workhour Cost
Totals	0	0	0	No Calc	\$0

Combined Current Annual Workhour Cost : \$19,509,172
(This number brought forward from Workhour Costs - Current)

Proposed Annual Workhour Cost : \$18,369,119
(Total of Columns 6 and 12 on this page)

Minimum Function 1 Workhour Savings : \$242,560
(This number represents proposed workhour savings with no productivity improvements applied to operations at the gaining facility)

Function 1 Workhour Savings : \$1,140,053
(This number equals the difference in the current and proposed workhour costs above and is carried forward to the Executive Summary)

Comb Totals	Impact to Gain	502,042,177	1,825,672,740	345,604	5,283	\$13,452,459
	Impact to Lose	0	0	0	No Calc	\$0
	Total Impact	502,042,177	1,825,672,740	345,604	5,283	\$13,452,459
	Non-impacted	0	617,328	30,127	20	\$1,142,044
	Gain Only	204,906,473	241,054,554	95,949	2,512	\$3,774,615
	Tot Before Adj	706,948,650	2,067,344,622	471,680	4,383	\$18,369,119
	Loss Adj	0	0	0	No Calc	\$0
	Gain Adj	0	0	0	No Calc	\$0
	All	706,948,650	2,067,344,622	471,680	4,383	\$18,369,119

Cost Impact	Comb Current	706,948,650	2,067,344,622	494,999	4,176	\$19,509,172
	Proposed	706,948,650	2,067,344,622	471,680	4,383	\$18,369,119
	Change	0	0	(23,319)		(\$1,140,053)
	Change %	0.0%	0.0%	-4.7%		-5.8%

Other Workhour Move Analysis

Last Saved: February 17, 2012

Losing Facility: Pasco WA P&DF

Gaining Facility: Spokane P&DC

Date Range of Data: 07/01/10 to 06/30/11

Current Other Craft Workhours

Losing Facility					Gaining Facility				
Current MODS Operation Number	Percent Moved to Gaining (%)	Reduction Due to EoS (%)	Current Annual Workhours	Current Annual Workhour Cost (\$)	Current MODS Operation Number	Percent Moved to Losing (%)	Reduction Due to EoS (%)	Current Annual Workhours	Current Annual Workhour Cost (\$)
624	0.0%			\$2,060	624				\$14,508
668	0.0%	100.0%		\$93,237	668				\$160,273
745	0.0%	100.0%		\$69,950	745				\$348,330
750	0.0%	100.0%		\$761,801	750				\$1,494,457
515				\$0	515				\$163
747				\$561,269	747				\$2,220,129
753				\$230,850	753				\$437,047
					571				\$65,688
					581				\$359,199
					582				\$112,840
					616				\$3,775
					666				\$64,475
					676				\$5,453
					679				\$15,240
					748				\$57,706
					751				\$736,075
					752				\$2,172,595
					754				\$282,306

Proposed Other Craft Workhours

Losing Facility			Gaining Facility		
Proposed MODS Operation Number	Proposed Annual Workhours	Proposed Annual Workhour Cost (\$)	Proposed MODS Operation Number	Proposed Annual Workhours	Proposed Annual Workhour Cost (\$)
624		\$2,060	624		\$14,508
668		\$0	668		\$160,273
745		\$0	745		\$348,330
750		\$0	750		\$1,494,457
515		\$73	515		\$163
747		\$561,269	747		\$2,220,129
753		\$230,850	753		\$437,047
			571		\$65,688
			581		\$359,199
			582		\$112,840
			616		\$3,775
			666		\$64,475
			676		\$5,453
			679		\$15,240
			748		\$57,706
			751		\$736,075
			752		\$2,172,595
			754		\$282,306

Staffing - Management

Last Saved: February 17, 2012

Losing Facility: Pasco WA P&DF

Data Extraction Date: 09/26/11

Finance Number: 546526

Management Positions						
Line	(1) Position Title	(2) Level	(3) Current Auth Staffing	(4) Current On-Rolls	(5) Proposed Staffing	(6) Difference
1	MGR PROCESSING/DISTRIBUTION FCLTY	EAS-21	1	0	0	0
2	MGR MAINTENANCE	EAS-18	1	1	0	-1
3	SUPV DISTRIBUTION OPERATIONS	EAS-17	2	0	0	0
4	SUPV MAINTENANCE OPERATIONS	EAS-17	1	0	0	0
5						
6						
7						
8						
9						
10						
11						
12						
13						
14						
15						
16						
17						
18						
19						
20						
21						
22						
23						
24						
25						
26						
27						
28						
29						
30						
31						
32						
33						
34						
35						
36						
37						
38						
39						
40						
41						
42						
43						

Management Positions						
Line	(12) Position Title	(13) Level	(14) Current Auth Staffing	(15) Current On-Rolls	(16) Proposed Staffing	(17) Difference
1	MGR PROCESSING/DISTRIBUTION	EAS-25	1	1	1	0
2	MGR MAINTENANCE	EAS-22	1	1	1	0
3	MGR IN-PLANT SUPPORT	EAS-21	1	1	1	0
4	MGR DISTRIBUTION OPERATIONS	EAS-20	1	1	1	0
5	MGR MAINTENANCE OPERATIONS	EAS-19	1	1	1	0
6	MGR MAINTENANCE OPERATIONS SUPPT	EAS-19	1	1	1	0
7	OPERATIONS SUPPORT SPECIALIST	EAS-18	2	2	2	0
8	OPERATIONS SUPPORT SPECIALIST	EAS-17	2	1	2	1
9	SUPV DISTRIBUTION OPERATIONS	EAS-17	9	8	10	2
10	SUPV MAINTENANCE OPERATIONS	EAS-17	6	5	6	1
11	NETWORKS SPECIALIST	EAS-16	2	2	2	0
12	SECRETARY (FLD)	EAS-12	1	1	1	0
13						
14						
15						
16						
17						
18						
19						
20						
21						
22						
23						
24						
25						
26						
27						
28						
29						
30						
31						
32						
33						
34						
35						
36						
37						
38						
39						
40						
41						
42						
43						
44						
45						
46						

47						
48						
49						
50						
51						
52						
53						
54						
55						
56						
57						
58						
59						
60						
61						
62						
63						
64						
65						
66						
67						
68						
69						
70						
71						
72						
73						
74						
75						
76						
77						
78						
79						
	Total		28	25	29	4

Retirement Eligibles: 10

Position Loss: **(4)**

Total PCES/EAS Position Loss: **(3)** (This number carried forward to the *Executive Summary*)

rev 11/05/2008

Staffing - Craft

Last Saved: February 17, 2012

Losing Facility: Pasco WA P&DF

Finance Number: 546526

Data Extraction Date: 09/20/11

Craft Positions	(1) Casuals/PSEs On-Rolls	(2) Part Time On-Rolls	(3) Full Time On-Rolls	(4) Total On-Rolls	(5) Total Proposed	(6) Difference
Function 1 - Clerk	0	0	29	29	2	(27)
Function 4 - Clerk	0	0	0			
Function 1 - Mail Handler	1	1	12	14	1	(13)
Function 4 - Mail Handler	0	0	0			
Function 1 & 4 Sub-Total	1	1	41	43	3	(40)
Function 3A - Vehicle Service	0	0	0		0	0
Function 3B - Maintenance	0	0	21	21	6	(15)
Functions 67-69 - Lmtd/Rehab/WC	0	0	1	1	1	0
Other Functions	0	0	2	2	2	0
Total	1	1	65	67	12	(55)

Retirement Eligibles: 25

Gaining Facility: Spokane P&DC

Finance Number: 548054

Data Extraction Date: 09/20/11

Craft Positions	(7) Casuals/PSEs On-Rolls	(8) Part Time On-Rolls	(9) Full Time On-Rolls	(10) Total On-Rolls	(11) Total Proposed	(12) Difference
Function 1 - Clerk	15	0	137	152	173	21
Function 1 - Mail Handler	2	2	59	63	71	8
Function 1 Sub-Total	17	2	196	215	244	29
Function 3A - Vehicle Service	0	0	0		0	0
Function 3B - Maintenance	0	0	98	98	100	2
Functions 67-69 - Lmtd/Rehab/WC	0	0	0		0	0
Other Functions	0	0	4	4	4	0
Total	17	2	298	317	348	31

Retirement Eligibles: 109

Total Craft Position Loss: 24 (This number carried forward to the *Executive Summary*)

(13) Notes: _____

rev 11/05/2008

Maintenance

Last Saved: February 17, 2012

Losing Facility: Pasco WA P&DF

Gaining Facility: Spokane P&DC

Date Range of Data: Jul-01-2010 : Jun-30-2011

	(1) Current Cost	(2) Proposed Cost	(3) Difference
Workhour Activity			
LDC 36 Mail Processing Equipment	\$ 761,801	\$ 0	\$ (761,801)
LDC 37 Building Equipment	\$ 230,850	\$ 230,850	\$ 0
LDC 38 Building Services <i>(Custodial Cleaning)</i>	\$ 561,269	\$ 561,269	\$ 0
LDC 39 Maintenance Operations Support	\$ 72,010	\$ 2,060	\$ (69,950)
LDC 93 Maintenance Training	\$ 9,661	\$ 0	\$ (9,661)
Workhour Cost Subtotal	\$ 1,635,592	\$ 794,179	\$ (841,412)
Other Related Maintenance & Facility Costs			
Total Maintenance Parts, Supplies & Facility Utilities	\$ 242,161	\$ 72,648	\$ (169,513)
Adjustments <i>(from "Other Curr vs Prop" tab)</i>	\$ 0		
Grand Total	\$ 1,877,753	\$ 866,827	\$ (1,010,925)

	(4) Current Cost	(5) Proposed Cost	(6) Difference
Workhour Activity			
LDC 36 Mail Processing Equipment	\$ 4,403,127	\$ 4,403,127	\$ 0
LDC 37 Building Equipment	\$ 719,353	\$ 719,353	\$ 0
LDC 38 Building Services <i>(Custodial Cleaning)</i>	\$ 2,277,836	\$ 2,277,836	\$ 0
LDC 39 Maintenance Operations Support	\$ 366,613	\$ 366,613	\$ 0
LDC 93 Maintenance Training	\$ 84,840	\$ 94,550	\$ 9,710
Workhour Cost Subtotal	\$ 7,851,769	\$ 7,861,479	\$ 9,710
Other Related Maintenance & Facility Costs			
Total Maintenance Parts, Supplies & Facility Utilities	\$ 1,389,091	\$ 1,558,604	\$ 169,513
Adjustments <i>(from "Other Curr vs Prop" tab)</i>	\$ 0		
Grand Total	\$ 9,240,860	\$ 9,420,083	\$ 179,223

Annual Maintenance Savings: **\$831,702** (This number carried forward to the Executive Summary)

(7) Notes: _____

Transportation - PVS
Last Saved: February 17, 2012

Losing Facility: Pasco WA P&DF
Finance Number: 546526
Date Range of Data: 07/01/10 -- to -- 06/30/11

Gaining Facility: Spokane P&DC
Finance Number: 548054

	(1) Current	(2) Proposed	(3) Difference
PVS Owned Equipment			
Seven Ton Trucks			0
Eleven Ton Trucks			0
Single Axle Tractors			0
Tandem Axle Tractors			0
Spotters			0
PVS Transportation			
Total Number of Schedules			0
Total Annual Mileage			0
Total Mileage Costs			\$0
PVS Leases			
Total Vehicles Leased			0
Total Lease Costs			\$0
PVS Workhour Costs			
LDC 31 (617, 679, 764)	\$0	\$0	\$0
LDC 34 (765, 766)	\$0	\$0	\$0
Adjustments (from "Other Curr vs Prop" tab)		\$0	
Total Workhour Costs	\$0	\$0	\$0

	(4) Current	(5) Proposed	(6) Difference
PVS Owned Equipment			
Seven Ton Trucks			0
Eleven Ton Trucks			0
Single Axle Tractors			0
Tandem Axle Tractors			0
Spotters			0
PVS Transportation			
Total Number of Schedules			0
Total Annual Mileage			0
Total Mileage Costs			\$0
PVS Leases			
Total Vehicles Leased			0
Total Lease Costs			\$0
PVS Workhour Costs			
LDC 31 (617, 679, 764)	\$15,240	\$15,240	\$0
LDC 34 (765, 766)	\$0	\$0	\$0
Adjustments (from "Other Curr vs Prop" tab)		\$0	
Total Workhour Costs	\$15,240	\$15,240	\$0

PVS Transportation Savings (Losing Facility):

PVS Transportation Savings (Gaining Facility):

Total PVS Transportation Savings: <<== (This number is summed with Total from 'Trans-HCR' and carried forward to the Executive Summary as Transportation Savings)

(7) Notes: _____

1	2	3	4	5	6	7
Route Numbers	Current Annual Mileage	Current Annual Cost	Current Cost per Mile	Proposed Annual Mileage	Proposed Annual Cost	Proposed Cost per Mile

8	9	10	11	12	13	14
Route Numbers	Current Annual Mileage	Current Annual Cost	Current Cost per Mile	Proposed Annual Mileage	Proposed Annual Cost	Proposed Cost per Mile

Proposed Trip Impacts	Current Losing	Moving to Gain (-)	Other Changes (+/-)	Trips from Gaining	Proposed Result
	13,802	0	0	0	13,802

Proposed Trip Impacts	Current Gaining	Moving to Lose (-)	Other Changes (+/-)	Trips from Losing	Proposed Result
	66,400	0	0	0	66,400

HCR Annual Savings (Losing Facility): **\$163,269**

HCR Annual Savings (Gaining Facility): **(\$1,064,046)**

Total HCR Transportation Savings: **(\$900,777)**

<<== (This number is summed with Total from 'Trans-PVS' and carried forward to the Executive Summary as Transportation Savings)

rev 11/05/2008

Distribution Changes

Last Saved: February 17, 2012

Losing Facility: Pasco WA P&DF

Type of Distribution to Consolidate Orig & Dest

Indicate each DMM labeling list affected by placing an "X" to the left of the list.

DMM L001	DMM L011
X DMM L002	X DMM L201
DMM L003	DMM L601
DMM L004	DMM L602
X DMM L005	DMM L603
DMM L006	DMM L604
DMM L007	DMM L605
DMM L008	DMM L606
DMM L009	DMM L607
DMM L010	X DMM L801

If revisions to DMM L005 or DMM L201 are needed, indicate proposed DMM label change below.

(2) DMM Labeling List L005 - 3-Digit ZIP Code Prefix Groups - SCF Sortation		
From:		
Action Code*	Column A - 3-Digit ZIP Code Prefix Group	Column B - Label to
CF	835, 838, 990-992, 994	SCF SPOKANE WA 990
D	993	PASCO WA 993
To:		
Action Code*	Column A - 3-Digit ZIP Code Prefix Group	Column B - Label to
CT	835, 838, 990-994	SCF SPOKANE WA 990

*Action Codes: A=add D=delete CF-change from CT=change to

Important Note: Section 2 & 3 illustrate possible changes to DMM labeling lists. Section 2 relates to consolidation of Destination Operations. Section 3 pertains to Originating Operations. The Area Distribution Network group will submit appropriate requests for DMM changes after AMP approval.

(3) **DMM Labeling List L201 - Periodicals Origin Split**

Action Code*	Column A - Entry ZIP Codes	Column B - 3-Digit ZIP Code Destinations	Column C - Label to
CF	835, 838, 990-992, 994	590-599, 821, 832-838, 840-847, 864, 881-884, 889-891, 893-895, 897, 898, 900-908, 910-916, 919-921, 930-966, 970-986, 988-994, 998, 999	OMX SPOKANE WA 990
			Column C - Label to
D	993	590-593, 596-599, 821, 832-838, 840-847, 864, 881-884, 889-891, 893-895, 897, 898, 900-908, 910-916, 919-921, 930-961, 970-986, 988-994	OMX PASCO WA 993
CT	835, 838, 990-994	590-599, 821, 832-838, 840-847, 864, 881-884, 889-891, 893-895, 897, 898, 900-908, 910-916, 919-921, 930-966, 970-986, 988-994, 998, 999	OMX SPOKANE WA 990

*Action Codes: A=add D=delete CF-change from CT=change to

(4) **Drop Shipments for Destination Entry Discounts - FAST Appointment Summary Report**

Month	Losing/Gaining	NASS Code	Facility Name	Total Sched Appts	No-Show		Late Arrival		Open		Closed		Unsched Count
					Count	%	Count	%	Count	%	Count	%	
Aug'11	Losing Facility	993	Pasco WA P&DF	188	44	23%	72	38%	0	0%	144	77%	0
Sep'11	Losing Facility	993	Pasco WA P&DF	173	34	20%	62	36%	0	0%	139	80%	0
Aug'11	Gaining Facility	990	Spokane	402	73	18%	89	22%	0	0%	329	82%	4
Sep'11	Gaining Facility	990	Spokane	416	97	23%	97	23%	0	0%	319	77%	9

(5) **Notes**

MPE Inventory

Last Saved: February 17, 2012

Lossing Facility: Pasco WA P&DF

Gaining Facility: Spokane P&DC

Data Extraction Date: 09/26/11

Equipment Type	(1) Current Number	(2) Proposed Number	(3) Difference
AFCS	1	0	(1)
AFCS200		0	0
AFSM - ALL		0	0
APPS		0	0
CIOSS		0	0
CSBCS		0	0
DBCS	4	0	(4)
DBCS-OSS		0	0
DIOSS	1	0	(1)
FSS		0	0
SPBS		0	0
UFSM	1	0	(1)
FC / MICRO MARK		0	0
ROBOT GANTRY		0	0
HSTS / HSUS		0	0
LCTS / LCUS	1	0	(1)
LIPS		0	0
MPBCS-OSS		0	0
TABBER		0	0
PIV		0	0
LCREM		0	0

Equipment Type	(4) Current Number	(5) Proposed Number	(6) Difference	(7) Equipment Change	(8) Relocation Costs
AFCS	3	4	1	0	
AFCS200					
AFSM - ALL	2	3	1	1	
APPS					
CIOSS	2	2	0	0	
CSBCS					
DBCS	14	16	2	(2)	
DBCS-OSS					
DIOSS	2	4	2	1	
FSS					
APBS / SPBS	1	2	1	1	
UFSM	0	0	0	(1)	
FC / MICRO MARK					
ROBOT GANTRY					
HSTS / HSUS					
LCTS / LCUS	1	2	1	0	\$75,000
LIPS					
MPBCS-OSS					
TABBER	1	1	0	0	
PIV					
LCREM	1	1	0	0	

Mail Processing Equipment Relocation Costs from Losing to Gaining Facility: \$75,000 (This number is carried forward to *Space Evaluation and Other Costs*)

(9) Notes: MPE Proposed according to HQ List 12/19/11. Relocation costs (\$268K) split between Kalispell, Missoula MT, Pasco WA, and Wenatchee WA

rev 03/04/2008

Customer Service Issues

Last Saved: February 17, 2012

Losing Facility: Pasco WA P&DF

5-Digit ZIP Code: 99301

Data Extraction Date: 10/18/11

1. Collection Points

Number picked up before 1 p.m.
 Number picked up between 1-5 p.m.
 Number picked up after 5 p.m.
 Total Number of Collection Points

3-Digit ZIP Code: 993		3-Digit ZIP Code:		3-Digit ZIP Code:		3-Digit ZIP Code:	
Current		Current		Current		Current	
Mon. - Fri.	Sat.	Mon. - Fri.	Sat.	Mon. - Fri.	Sat.	Mon. - Fri.	Sat.
15	48						
128	72						
25	9						
168	129	0	0	0	0	0	0

2. How many collection boxes are designated for "local delivery"?

3. How many "local delivery" boxes will be removed as a result of AMP?

4. Delivery Performance Report

% Carriers returning before 5 p.m.

Quarter/FY	Percent
Q1 2011	83.7%
Q2 2011	90.1%
Q3 2011	80.2%
Q4 2011	74.0%

5. Retail Unit Inside Losing Facility (Window Service Times)

	Current		Proposed	
	Start	End	Start	End
Monday	7:00	17:00	7:00	17:00
Tuesday	7:00	17:00	7:00	17:00
Wednesday	7:00	17:00	7:00	17:00
Thursday	7:00	17:00	7:00	17:00
Friday	7:00	17:00	7:00	17:00
Saturday	9:00	15:00	9:00	15:00

6. Business (Bulk) Mail Acceptance Hours

	Current		Proposed	
	Start	End	Start	End
Monday	8:30	15:00	8:30	15:00
Tuesday	8:30	15:00	8:30	15:00
Wednesday	8:30	15:00	8:30	15:00
Thursday	8:30	15:00	8:30	15:00
Friday	8:30	15:00	8:30	15:00
Saturday				

7. Can customers obtain a local postmark in accordance with applicable policies in the *Postal Operations Manual*?

Yes

8. Notes:

Gaining Facility: Spokane P&DC

9. What postmark will be printed on collection mail?

Line 1 Spokane P & DC

Line 2 Date

rev 6/18/2008

Space Evaluation and Other Costs

Last Saved: February 17, 2012

Losing Facility: Pasco WA P&DF

Space Evaluation

1. Affected Facility

Facility Name: Pasco WA P&DF
Street Address: 3500 W Court St
City, State ZIP: Pasco WA 99301

2. Lease Information. (If not leased skip to 3 below.)

Enter annual lease cost: Owned
Enter lease expiration date: _____
Enter lease options/terms: _____

3. Current Square Footage

Enter the total interior square footage of the facility: 110,700 ft²
Enter gained square footage expected with the AMP: 37,585 ft²

4. Planned use for acquired space from approved AMP

Operations remaining will be reconfigured to optimize mail flow and supervision; excess available space will be identified to WFSO for potential node to consolidate operations from other facilities.

5. Facility Costs

Enter any projected one-time facility costs: \$72,900
(This number shown below under One-Time Costs section.)

6. Savings Information

Space Savings (\$): _____
(This number carried forward to the *Executive Summary*)

7. Notes One time costs for Spokane per HQ Facilities (\$291K) divided between four AMP sites:

Kalispell, Missoula, Pasco, and Wenatchee WA (\$72,750 each)

One-Time Costs

Employee Relocation Costs: \$0

Mail Processing Equipment Relocation Costs: \$75,000
(from MPE Inventory)

Facility Costs: \$72,750
(from above)

Total One-Time Costs: \$147,750
(This number carried forward to *Executive Summary*)

Remote Encoding Center Cost per 1000

Losing Facility: Pasco WA P&DF

Gaining Facility: Spokane P&DC