

----- AMP Data Entry Page -----

1. Losing Facility Information

Type of Distribution to Consolidate: Destinating MODS/BPI Office
Facility Name & Type: Canton OH P&D F
Street Address: 2650 Cleveland Ave NW
City: Canton
State: OH
5D Facility ZIP Code: 44711
District: Northern Ohio
Area: Eastern
Finance Number: 381323
Current 3D ZIP Code(s): 446, 447
Miles to Gaining Facility: 56.6
EXFC office: Yes
Plant Manager: George D Traynor
Senior Plant Manager: Robert Cintron
District Manager: Todd Hawkins
Facility Type after AMP: Post Office

2. Gaining Facility Information

Facility Name & Type: Cleveland OH P&D C
Street Address: 2400 Orange Ave
City: Cleveland
State: OH
5D Facility ZIP Code: 44101
District: Northern Ohio
Area: Eastern
Finance Number: 381670
Current 3D ZIP Code(s): 440, 441
EXFC office: Yes
Plant Manager: Robert Cintron
Senior Plant Manager: Robert Cintron
District Manager: Todd Hawkins

3. Background Information

Start of Study: 09/15/11
Date Range of Data: Jul-01-2010 : Jun-30-2011
Processing Days per Year: 310
Bargaining Unit Hours per Year: 1,745
EAS Hours per Year: 1,822

**Date of HQ memo, DAR Factors/Cost of Borrowing/
 Facility Start-up Costs Update** **New**

June 16, 2011

Date & Time this workbook was last saved:

2/19/2012 15:49

4. Other Information

Area Vice President: Jordan M Small
Vice President, Network Operations: David E. Williams
Area AMP Coordinator: Bob Roseberry
HQ AMP Coordinator: Gary T Curran

rev 09/13/2010

Approval Signatures

Losing Facility Name and Type: Canton OH P&D F

Street Address: 2650 Cleveland Ave NW

City: Canton

State: OH

Facility ZIP Code: 44711

Finance Number: 381323

Current 3D ZIP Code(s): 446, 447

Type of Distribution to Consolidate: Destinating

Gaining Facility Name and Type: Cleveland OH P&D C

Street Address: 2400 Orange Ave

City: Cleveland

State: OH

Facility ZIP Code: 44101

Finance Number: 381670

Current 3D ZIP Code(s): 440, 441

ACKNOWLEDGEMENT OF ACCOUNTABILITY - I acknowledge that I am accountable for respecting and supporting the integrity of all official postal reporting systems, including financial reports and those relating to compliance with contracting, complement, or similar efforts involving the investment and expenditure of funds, as well as all systems to service to our customers.

LOSING FACILITY:

Postmaster or Plant Manager:

George D Traynor

Printed Name



Signature

10-24-11

Date

Senior Plant Manager:

Robert Cintron

Printed Name



Signature


11-1-11

Date

District Manager:

Todd Hawkins

Printed Name



Signature

10/24/11

Date

GAINING FACILITY:

Plant Manager:

Robert Cintron

Printed Name



Signature

11-1-11

Date

Senior Plant Manager:

Robert Cintron

Printed Name



Signature


11-16-11

Date

District Manager:

Todd Hawkins

Printed Name



Signature

10/24/11


Date

AREA OFFICE:

Area Vice President:

Jordan M Small

Printed Name



Signature

11/19/12

Date

Implementation Date: _____

HEADQUARTERS:

Approved:

Disapproved:

Vice President, Network Operations:

David E. Williams

Printed Name



Signature

2/20/12

Date

Comments: _____

rev. 12/31/2008

Executive Summary

Last Saved: February 19, 2012

Losing Facility Name and Type: Canton OH P&D F
Street Address: 2650 Cleveland Ave NW
City, State: Canton, OH
Current 3D ZIP Code(s): 446, 447

Type of Distribution to Consolidate: Destinating

Miles to Gaining Facility: 56.6

Gaining Facility Name and Type: Cleveland OH P&D C
Current 3D ZIP Code(s): 440, 441

Summary of AMP Worksheets

Savings/Costs

Mail Processing Craft Workhour Savings =	<u>\$4,371,873</u>	from Workhour Costs - Proposed
Non-MP Craft/EAS + Shared LDCs Workhour Savings (less Maint/Trans) =	<u>\$408,660</u>	from Other Curr vs Prop
PCES/EAS Supervisory Workhour Savings =	<u>\$1,031,363</u>	from Other Curr vs Prop
Transportation Savings =	<u>\$1,133,863</u>	from Transportation (HCR and PVS)
Maintenance Savings =	<u>\$2,317,901</u>	from Maintenance
Space Savings =	<u>\$0</u>	from Space Evaluation and Other Costs
Total Annual Savings =	<u>\$9,263,661</u>	
Total One-Time Costs =	<u>\$27,572</u>	from Space Evaluation and Other Costs
Total First Year Savings =	<u>\$9,236,089</u>	

Staffing Positions

Craft Position Loss =	<u>106</u>	from Staffing - Craft
PCES/EAS Position Loss =	<u>6</u>	from Staffing - PCES/EAS

Volume

Total FHP to be Transferred (Average Daily Volume) =	<u>1,141,226</u>	from Workhour Costs - Current
Current FHP at Gaining Facility (Average Daily Volume) =	<u>4,673,018</u>	from Workhour Costs - Current
Losing Facility Cancellation Volume (Average Daily Volume) =	<u>0</u>	(= Total TPH / Operating Days)

Service

Service Standard Impacts by ADV

	UPGRADED	DOWNGRADED	Unchanged + Upgrades	Unchanged + Upgrades
	ADV	ADV	ADV	%
First-Class Mail®	0	0	0	#DIV/0!
Priority Mail®	0	0	0	#DIV/0!
Package Services	0	0	0	#DIV/0!
Periodicals	N/A*	N/A*	N/A*	N/A*
Standard Mail	N/A*	N/A*	N/A*	N/A*

Code to destination 3-digit ZIP Code volume is not available

rev 10/15/2009

Summary Narrative

Last Saved: February 19, 2012

Losing Facility Name and Type: Canton OH P&D F

Current 3D ZIP Code(s): 446, 447

Type of Distribution to Consolidate: Destinating

Gaining Facility Name and Type: Cleveland OH P&D C

Current 3D ZIP Code(s): 440, 441

Background

The Canton OH P&DC is a postal owned facility that processes destinating operations for service areas 446-447. In addition to processing operations, the Canton facility is the Main Post Office and houses a retail unit, box section, and Business Mail Entry Unit (BMEU). The Canton facility is approximately 57 miles south of the Cleveland OH P&DC.

This AMP proposes to relocate the 446-447 destinating operations from Canton to Cleveland. The PARS/CFS mail will be processed at the Cleveland OH Processing and Distribution Center.

Financial Summary:

The study period for the AMP is July 1, 2010 to June 30, 2011. Financial savings proposed for this consolidation is:

Total Annual Savings	\$ 9,263,661
Total First Year Savings	\$ 9,236,089

Customer Service Considerations:

There will be no changes to the hours of operation for the retail section, box unit, and the BMEU. Canton Function 4 - Function 7 (Retail / BMEU) are not included in this AMP study. Workhours for these Functions are associated with the following Finance numbers (Retail) 38-1323 and (BMEU) 38-1323 and will remain intact.

Collection box times will not be affected.

Specific service standard changes associated with this Area Mail Processing consolidation are contingent upon the resolution of both (a) the rulemaking in which current market dominant product service standards in 39 CFR Part 121 are being evaluated, and (b) all remaining AMP consolidation proposals that are part of the same network rationalization initiative. A complete file reflecting any new service standards will be published at www.usps.com once all of the related AMP decisions that provide the foundation for new service standards are made. Priority and Express Mail service standards will be based upon the capability of the network.

rev 06/10/2009

Summary Narrative *(continued)*

Staffing Impacts:

Current projections from this AMP Study indicate an increase in equivalent work hours of 141,201 work hours (81 FTE). This is needed to staff the DBCS Machines, Flat Sorter, APBS, Pouch Racks, Manual Flat and Letter operations, Dock operations and additional Maintenance staff. All Canton positions will be impacted, the work hours / workload will move to the Cleveland P&DC, and it is expected that no employees will be transferred to the Cleveland Facility. EWHEP estimates new authorized maintenance staffing at 275.4 FTE's based on the new equipment set.

Total Craft Positions affected: 106
 Total PCES/EAS Positions affected: 6

Mail Processing Management to Craft Ratio				
Management to Craft ₂ Ratios	Current		Proposed	
	SDOs to Craft ₁ (1:25 target)	MDOs+SDOs to Craft ₁ (1:22 target)	SDOs to Craft ₁ (1:25 target)	MDOs+SDOs to Craft ₁ (1:22 target)
Canton OH P&DF	1 : 29	1 : 25	N/A	N/A
Cleveland OH P&DC	1 : 24	1 : 20	1 : 25	1 : 20

¹ Craft = FTR+PTR+PTF+Casuals
² Craft = F1 + F4 at Losing; F1 only at Gaining

Management and Craft Staffing Impacts							
	Canton OH P&DF			Cleveland OH P&DC			Net Diff
	Total Current On-Rolls	Total Proposed	Diff	Total Current On-Rolls	Total Proposed	Diff	
Craft ¹	204	11	(193)	1,296	1,383	87	(106)
Management	14	-	(14)	87	95	8	(6)

¹ Craft = FTR+PTR+PTF+Casuals

As a matter of policy, the Postal Service follows the Worker Adjustment and Retraining Notification Act's ("WARN") notification requirements when the number of employees experiencing an employment loss within the meaning of WARN would trigger WARN's requirements. Some or all of the impacted employees described above may not experience an employment loss within the meaning of WARN due to transfers or reassignments.

Summary Narrative *(continued)*

Equipment Relocation:

There will be a one time relocation cost of \$27,572 based on the new proposed equipment set for the Cleveland P&DC.

Transportation Information:

Transportation plans include utilizing the Akron Site as a Hub, for all of Canton's mail.

The Canton P&DF is located 57 miles from the Cleveland P&DC (1 hr 20 minutes). The Akron P&DC is located 19.9 miles from the Canton P&DF (line of travel to Cleveland). The furthest 446 – 447 office is the Holmesville 44633 office (an additional 56 miles from Canton). This mail is scheduled to arrive at the Akron facility @ 1930 hrs. The Akron facility will serve a HUB for the Canton City and Associate offices for both originating and destinating Mail.

In order to utilize Akron as this HUB and adjust other Canton transportation, estimated HCR / PVS savings of \$1,133,863 is proposed.

All Canton PVS operations will be eliminated, which includes LDC 31 and LDC 34 work hours. The PVS routes will be converted to HCR (highway contract routes), at an estimated cost of \$405,914. Savings from this conversion is:

PVS:	\$1,146,008
HCR:	(12,145)
TOTAL:	\$1,133,863

Existing trips to support the L&DC, (Priority) and NDC (Standard) will be consolidated with the Akron segment. Cost / Savings could change based upon unforeseen needs and possible contractor indemnities.

Maintenance Information:

Maintenance at Canton will be transitioned to the FMO in Cleveland. Total Maintenance for the AMP is expected to save \$ 2,317,901.

Summary:

The AMP proposal will affect the Originating and Destinating mail volume, moving the 446-447 Canton, OH mail to the Cleveland, OH P&DC.

The First Year Savings is expected to be \$ 9,236,089. The total annual savings as a result of this AMP is estimated to be \$ 9,263,661.

24 Hour Clock

Last Saved: February 19, 2012

Losing Facility Name and Type: Canton OH P&D F

Current 3D ZIP Code(s): 446, 447

Type of Distribution to Consolidate: Destinating

Gaining Facility Name and Type: Cleveland OH P&D C

Current 3D ZIP Code(s): 440, 441

		24 Hour Indicator Report		80%	100%	100%	100%	Millions	100%	100%	86.9%
Weekly Trends Beginning Day			Facility	Cancelled by 2000 Data Source = EDW/MCRS	OGP Cleared by 2300 Data Source = EDW/EOR	OGS Cleared by 2400 Data Source = EDW/EOR	MMP Cleared by 2400 Data Source = EDW/EOR	MMP Volume On Hand at 2400 Data Source = EDW/MCRS	Mail Assigned Commercial / FedEx By 0230 Data Source = EDW/SASS	DPS 2nd Pass Cleared by 0700 Data Source = EDW/EOR	Trips On-Time 0400 - 0900 Data Source = EDW/TIMES
				%							
16-Apr	SAT	4/16	CANTON P&DF					0.0		99.8%	99.6%
23-Apr	SAT	4/23	CANTON P&DF					0.0		99.6%	98.4%
30-Apr	SAT	4/30	CANTON P&DF					0.0		99.6%	98.4%
7-May	SAT	5/7	CANTON P&DF					0.0		98.1%	98.4%
14-May	SAT	5/14	CANTON P&DF					0.0		98.7%	99.6%
21-May	SAT	5/21	CANTON P&DF					0.0		100.0%	99.6%
28-May	SAT	5/28	CANTON P&DF					0.0		100.0%	95.4%
4-Jun	SAT	6/4	CANTON P&DF					0.0		99.7%	98.8%
11-Jun	SAT	6/11	CANTON P&DF					0.0		98.3%	98.5%
18-Jun	SAT	6/18	CANTON P&DF					0.0		99.6%	100.0%
25-Jun	SAT	6/25	CANTON P&DF					0.0		99.2%	98.0%
2-Jul	SAT	7/2	CANTON P&DF					0.0		98.3%	99.5%
9-Jul	SAT	7/9	CANTON P&DF					0.0		98.1%	99.6%
16-Jul	SAT	7/16	CANTON P&DF					0.0		99.4%	99.2%
23-Jul	SAT	7/23	CANTON P&DF					0.0		99.7%	100.0%
30-Jul	SAT	7/30	CANTON P&DF					0.0		100.0%	99.6%
6-Aug	SAT	8/6	CANTON P&DF					0.0		99.7%	99.6%
13-Aug	SAT	8/13	CANTON P&DF					0.0		99.8%	99.6%
20-Aug	SAT	8/20	CANTON P&DF					0.0		99.7%	99.2%
27-Aug	SAT	8/27	CANTON P&DF					0.0		100.0%	99.6%
3-Sep	SAT	9/3	CANTON P&DF					0.0		97.9%	97.2%
		24 Hour Indicator Report		80%	100%	100%	100%	Millions	100%	100%	86.9%
Weekly Trends Beginning Day			Facility	Cancelled by 2000 Data Source = EDW/MCRS	OGP Cleared by 2300 Data Source = EDW/EOR	OGS Cleared by 2400 Data Source = EDW/EOR	MMP Cleared by 2400 Data Source = EDW/EOR	MMP Volume On Hand at 2400 Data Source = EDW/MCRS	Mail Assigned Commercial / FedEx By 0230 Data Source = EDW/SASS	DPS 2nd Pass Cleared by 0700 Data Source = EDW/EOR	Trips On-Time 0400 - 0900 Data Source = EDW/TIMES
				%							
16-Apr	SAT	4/16	CLEVELAND P&DC	69.1%	88.4%	59.4%	95.8%	0.3	77.4%	99.9%	84.4%
23-Apr	SAT	4/23	CLEVELAND P&DC	69.6%	92.8%	68.9%	98.1%	0.0	77.3%	99.5%	81.6%
30-Apr	SAT	4/30	CLEVELAND P&DC	69.3%	89.4%	64.3%	97.4%	0.0	71.4%	99.7%	73.5%
7-May	SAT	5/7	CLEVELAND P&DC	67.7%	90.1%	58.0%	96.6%	0.0	83.5%	99.8%	73.3%
14-May	SAT	5/14	CLEVELAND P&DC	66.2%	85.6%	49.7%	99.0%	0.0	76.7%	100.0%	78.2%
21-May	SAT	5/21	CLEVELAND P&DC	58.4%	93.0%	65.7%	98.2%	0.0	81.0%	100.0%	69.3%
28-May	SAT	5/28	CLEVELAND P&DC	61.4%	88.4%	62.5%	98.9%	0.0	76.9%	99.2%	57.1%
4-Jun	SAT	6/4	CLEVELAND P&DC	74.4%	91.2%	65.5%	97.8%	0.0	82.6%	99.1%	65.9%
11-Jun	SAT	6/11	CLEVELAND P&DC	74.4%	93.5%	69.2%	98.2%	0.0	85.5%	99.9%	62.2%
18-Jun	SAT	6/18	CLEVELAND P&DC	67.4%	93.3%	70.2%	97.4%	#VALUE!	77.7%	99.7%	73.3%
25-Jun	SAT	6/25	CLEVELAND P&DC	74.0%	91.4%	71.6%	96.5%	#VALUE!	77.1%	99.7%	62.8%
2-Jul	SAT	7/2	CLEVELAND P&DC	68.6%	85.7%	58.5%	97.5%	#VALUE!	82.3%	98.0%	62.7%
9-Jul	SAT	7/9	CLEVELAND P&DC	69.4%	90.6%	58.6%	96.5%	#VALUE!	80.2%	94.1%	59.7%
16-Jul	SAT	7/16	CLEVELAND P&DC	67.6%	92.4%	59.1%	98.1%	0.0	80.5%	99.7%	69.1%
23-Jul	SAT	7/23	CLEVELAND P&DC	73.6%	92.3%	61.4%	93.7%	0.0	76.3%	99.9%	75.1%
30-Jul	SAT	7/30	CLEVELAND P&DC	63.3%	83.4%	43.6%	97.0%	0.0	81.3%	98.4%	78.7%
6-Aug	SAT	8/6	CLEVELAND P&DC	68.2%	85.7%	42.4%	96.6%	0.0	73.9%	98.7%	59.6%
13-Aug	SAT	8/13	CLEVELAND P&DC	70.9%	87.8%	57.7%	97.0%	0.0	79.7%	99.3%	54.3%
20-Aug	SAT	8/20	CLEVELAND P&DC	70.5%	87.8%	56.5%	98.1%	#VALUE!	78.7%	99.6%	62.1%
27-Aug	SAT	8/27	CLEVELAND P&DC	72.6%	84.9%	53.3%	97.0%	0.0	78.5%	99.8%	78.8%
3-Sep	SAT	9/3	CLEVELAND P&DC	61.2%	77.4%	50.1%	94.7%	#VALUE!	75.6%	95.9%	62.9%

rev 04/2/2008

MAP

Last Saved: February 19, 2012

Losing Facility Name and Type: Canton OH P&D F
Current 3D ZIP Code(s): 446, 447
Miles to Gaining Facility: 56.6

Gaining Facility Name and Type: Cleveland OH P&D C
Current 3D ZIP Code(s): 440, 441



rev 03/20/2008

Service Standard Impacts

Last Saved: February 19, 2012

Losing Facility: Canton OH P&D F

Losing Facility 3D ZIP Code(s): 446, 447

Gaining Facility 3D ZIP Code(s): 440, 441

Based on report prepared by Network Integration Support dated: mm/dd/yyyy

Service Standard Changes - Average Daily Volume (data obtained from ODIS is derived from sampling and may vary from actual volume)																
	FCM						PRI		PER *		STD *		PSVC		ALL CLASSES	
	Overnight	% Change	All Others	% Change	Total	% Change	All	% Change	All	% Change	All	% Change	All	% Change	All	% Change
UPGRADE																
DOWNGRADE																
TOTAL																
NET UP+NO CHNG																
VOLUME TOTAL																

* - Periodical and Standard mail origin 3-digit ZIP Code to destination 3-digit ZIP Code volume is not available

Selected summary fields are transferred to the *Executive Summary*

Service Standard Changes - Pairs																
	FCM						PRI		PER		STD		PSVC		ALL CLASSES	
	Overnight	% Change	All Others	% Change	Total	% Change	All	% Change	All	% Change	All	% Change	All	% Change	All	% Change
UPGRADE																
DOWNGRADE																
TOTAL																
NET																

Stakeholders Notification

(WorkBook Tab Notification - 1)

Last Saved: February 19, 2012

Stakeholder Notification Page 1

Losing Facility: Canton OH P&D F

AMP Event: Start of Study

Workhour Costs - Current

Last Saved: February 19, 2012

Losing Facility: **Canton OH P&D F**

Gaining Facility: **Cleveland OH P&D C**

Date Range of Data: 07/01/10 <<==== >>>> 06/30/11

Losing Current Workhour Rate by LDC		
LDC	Function 1	Function 4
11	\$44.72	\$0.00
12	\$47.13	\$0.00
13	\$0.00	\$0.00
14	\$44.49	\$0.00
15	\$0.00	\$0.00
16	\$0.00	\$0.00
17	\$41.69	\$0.00
18	\$39.03	\$33.77

Gaining Current Workhour Rate by LDC		
LDC	Function 1	Function 4
11	\$45.06	\$35.58
12	\$38.31	\$35.87
13	\$45.28	\$43.05
14	\$40.56	\$0.00
15	\$37.80	\$36.02
16	\$0.00	\$0.00
17	\$42.24	\$0.00
18	\$40.52	\$37.45

(1) Current Operation Numbers	(2) % Moved to Gaining	(3) Current Annual FHP Volume	(4) Current Annual TPH or NATPH Volume	(5) Current Annual Workhours	(6) Current Productivity (TPH or NATPH)	(7) Current Annual Workhour Costs
002	100.0%					\$110,804
010	100.0%					\$9,211
011	100.0%					\$146
018	100.0%					\$398,218
035	100.0%					\$456,238
044	100.0%					\$502,384
050	100.0%					\$13,884
053	100.0%					\$77
055	100.0%					\$173,673
060	100.0%					\$101
074	100.0%					\$262,798
100	100.0%					\$69
110	100.0%					\$4,188
112	100.0%					\$83,011
114	100.0%					\$0
115	100.0%					\$26,161
117	100.0%					\$169,401
120	100.0%					\$840
122	100.0%					\$165,478
123	100.0%					\$286
124	100.0%					\$138,198
127	100.0%					\$111,035
140	100.0%					\$0
180	100.0%					\$224,983
181	100.0%					\$255,670
185	100.0%					\$160,749
186	100.0%					\$176,122
200	100.0%					\$3,238
210	100.0%					\$734,297
211	100.0%					\$403,799
212	100.0%					\$572,946
230	100.0%					\$8,960
231	100.0%					\$75,345
232	100.0%					\$77,806
233	100.0%					\$72,387
234	100.0%					\$31,543
235	100.0%					\$353,965
266	100.0%					\$11,619
276	100.0%					\$1
324	100.0%					\$58

(8) Current Operation Numbers	(9) % Moved to Losing	(10) Current Annual FHP Volume	(11) Current Annual TPH or NATPH Volume	(12) Current Annual Workhours	(13) Current Productivity (TPH or NATPH)	(14) Current Annual Workhour Costs
002						\$1,502,770
010						\$1,343,468
012						\$0
018						\$151,965
140						\$5,655,643
044						\$104,152
050						\$708,137
055						\$952,042
055dup						
060						\$7,287
074						\$239,398
434						\$0
110						\$142,883
112						\$1,074,086
114						\$76,391
628						\$1,024,044
112dup						
120						\$140,704
122						\$33,282
122dup						
124						\$644,707
126						\$306,915
140dup						
629						\$1,611,195
629dup						
629dup						
629dup						
434dup						
210						\$5,482,290
210dup						
212						\$65,736
230						\$1,736,399
231						\$4,046,522
232						\$906
233						\$378
234						\$0
235						\$1,094,034
896						\$74,777
896dup						
439						\$0

Workhour Costs - Proposed

Last Saved: February 19, 2012

Losing Facility: Canton OH P&D F

Gaining Facility: Cleveland OH P&D C

(1) Proposed Operation Numbers	(2) Proposed Annual FHP Volume	(3) Proposed Annual TPH or NATPH Volume	(4) Proposed Annual Workhours	(5) Proposed Productivity (TPH or NATPH)	(6) Proposed Annual Workhour Costs
002	0	0	0	No Calc	\$0
010	0	0	0	No Calc	\$0
011	0	0	0	No Calc	\$0
018	0	0	0	No Calc	\$0
035	0	0	0	No Calc	\$0
044	0	0	0	No Calc	\$0
050	0	0	0	No Calc	\$0
053	0	0	0	No Calc	\$0
055	0	0	0	No Calc	\$0
060	0	0	0	No Calc	\$0
074	0	0	0	No Calc	\$0
100	0	0	0	No Calc	\$0
110	0	0	0	No Calc	\$0
112	0	0	0	No Calc	\$0
114	0	0	0	No Calc	\$0
115	0	0	0	No Calc	\$0
117	0	0	0	No Calc	\$0
120	0	0	0	No Calc	\$0
122	0	0	0	No Calc	\$0
123	0	0	0	No Calc	\$0
124	0	0	0	No Calc	\$0
127	0	0	0	No Calc	\$0
140	0	0	0	No Calc	\$0
180	0	0	0	No Calc	\$0
181	0	0	0	No Calc	\$0
185	0	0	0	No Calc	\$0
186	0	0	0	No Calc	\$0
200	0	0	0	No Calc	\$0
210	0	0	0	No Calc	\$0
211	0	0	0	No Calc	\$0
212	0	0	0	No Calc	\$0
230	0	0	0	No Calc	\$0
231	0	0	0	No Calc	\$0
232	0	0	0	No Calc	\$0
233	0	0	0	No Calc	\$0
234	0	0	0	No Calc	\$0
235	0	0	0	No Calc	\$0
266	0	0	0	No Calc	\$0
276	0	0	0	No Calc	\$0
324	0	0	0	No Calc	\$0
334	0	0	0	No Calc	\$0
335	0	0	0	No Calc	\$0
336	0	0	0	No Calc	\$0
341	0	0	0	No Calc	\$0
466	0	0	0	No Calc	\$0
549	0	0	0	No Calc	\$0
554	0	0	0	No Calc	\$0
560	0	0	0	No Calc	\$0
561	0	0	0	No Calc	\$0

(7) Proposed Operation Numbers	(8) Proposed Annual FHP	(9) Proposed Annual TPH or	(10) Proposed Annual	(11) Proposed Productivity	(12) Proposed Annual Workhour Costs
002					\$1,615,025
010					\$1,352,799
012					\$0
018					\$555,397
140					\$5,886,749
044					\$126,939
050					\$713,739
055					\$1,101,180
055dup					\$0
060					\$7,214
074					\$517,103
434					\$4,906
110					\$145,004
112					\$1,201,945
114					\$76,392
628					\$921,161
112dup					\$0
120					\$141,555
122					\$201,071
122dup					\$0
124					\$784,714
126					\$363,159
140dup					\$0
629					\$2,754,442
629dup					\$0
629dup					\$0
629dup					\$0
434dup					\$0
210					\$6,430,743
210dup					\$0
212					\$408,238
230					\$1,745,476
231					\$4,122,854
232					\$21,269
233					\$19,323
234					\$12,798
235					\$1,452,633
896					\$838,824
896dup					\$0
439					\$86
144					\$100
145					\$45,934
146					\$1,121,006
341					\$17
146dup					\$0
549					\$322,406
554					\$714,111
560					\$267,039
560dup					\$0

Other Workhour Move Analysis

Last Saved: February 19, 2012

Losing Facility: Canton OH P&D F

Gaining Facility: Cleveland OH P&D C

Date Range of Data: 07/01/10 to 06/30/11

Current Other Craft Workhours

Losing Facility					Gaining Facility				
Current MODS Operation Number	Percent Moved to Gaining (%)	Reduction Due to EoS (%)	Current Annual Workhours	Current Annual Workhour Cost (\$)	Current MODS Operation Number	Percent Moved to Losing (%)	Reduction Due to EoS (%)	Current Annual Workhours	Current Annual Workhour Cost (\$)
515	0.0%	100.0%		\$1,361	515				\$88
571	0.0%	100.0%		\$83,473	571				\$0
581	0.0%	100.0%		\$114,110	581				\$68,211
582	0.0%	100.0%		(\$16)	582				\$0
614	100.0%			\$1,403	614				\$53
615	0.0%	100.0%		\$785	615				\$0
616	0.0%	100.0%		\$1,026	616				\$2,466
617	0.0%	100.0%		\$3,099	617				\$58
666	0.0%	100.0%		\$63,363	666				\$233
668	0.0%	100.0%		\$130,932	668				\$905,192
679	0.0%	100.0%		\$81,391	679				\$125,323
688	100.0%			\$567	688				\$0
745	100.0%	0.0%		\$191,386	745				\$1,080,357
747	64.0%	36.0%		\$777,109	747				\$2,911,766
750	14.7%	85.3%		\$1,689,657	750				\$7,948,107
753	17.7%	82.3%		\$457,746	753				\$2,371,835
756	0.0%	100.0%		\$6	756				\$0
621				\$88	621				\$0
765				\$863,634	765				\$1,079,013
					355				\$7,736
					550				\$15,405
					570				\$73,132
					624				\$29,583
					634				\$339
					653				\$240
					722				\$17
					749				\$685,976
					751				\$84,284
					754				\$391,467
					766				\$5,292,456
					900				\$896
					901				\$24,653

Proposed Other Craft Workhours

Losing Facility			Gaining Facility		
Proposed MODS Operation Number	Proposed Annual Workhours	Proposed Annual Workhour Cost (\$)	Proposed MODS Operation Number	Proposed Annual Workhours	Proposed Annual Workhour Cost (\$)
515	0	\$0	515		\$88
571	0	\$0	571		\$0
581	0	\$0	581		\$68,211
582	0	\$0	582		\$0
614	0	\$0	614		\$1,548
615	0	\$0	615		\$0
616	0	\$0	616		\$2,466
617	0	\$0	617		\$58
666	0	\$0	666		\$233
668	0	\$0	668		\$905,192
679	0	\$0	679		\$125,323
688	0	\$0	688		\$567
745	0	\$0	745		\$1,258,648
747	0	\$0	747		\$3,455,189
750	0	\$0	750		\$8,198,898
753	0	\$0	753		\$2,453,192
756	0	\$0	756		\$0
621		\$88	621		\$0
765		\$863,634	765		\$1,079,013
			355		\$7,736
			550		\$15,405
			570		\$73,132
			624		\$29,583
			634		\$339
			653		\$240
			722		\$17
			749		\$685,976
			751		\$84,284
			754		\$391,467
			766		\$5,292,456
			900		\$896
			901		\$24,653

Staffing - Management

Last Saved: February 19, 2012

Losing Facility: Canton OH P&D F

Data Extraction Date: 09/19/11

Finance Number: 381323

Management Positions						
Line	(1) Position Title	(2) Level	(3) Current Auth Staffing	(4) Current On-Rolls	(5) Proposed Staffing	(6) Difference
1	MGR PROCESSING/DISTRIBUTION	EAS-24	1	1	0	-1
2	MGR MAINTENANCE	EAS-21	1	1	0	-1
3	MGR DISTRIBUTION OPERATIONS	EAS-20	1	1	0	-1
4	OPERATIONS SUPPORT SPECIALIST	EAS-17	1	1	0	-1
5	SUPV DISTRIBUTION OPERATIONS	EAS-17	6	5	0	-5
6	SUPV MAINTENANCE OPERATIONS	EAS-17	3	2	0	-2
7	SUPV TRANSPORTATION OPERATIONS	EAS-17	1	1	0	-1
8	NETWORKS SPECIALIST	EAS-16	1	1	0	-1
9	SECRETARY (FLD)	EAS-12	1	1	0	-1
10						
11						
12						
13						
14						
15						
16						
17						
18						
19						
20						
21						
22						
23						
24						
25						
26						
27						
28						
29						
30						
31						
32						
33						
34						
35						
36						
37						
38						
39						
40						
41						
42						
43						
44						

45						
46						
47						
48						
49						
50						
51						
52						
53						
54						
55						
56						
57						
58						
59						
60						
61						
62						
63						
64						
65						
66						
67						
68						
69						
70						
71						
72						
73						
74						
75						
76						
77						
78						
79						
		Totals		16	14	0
						(14)

Retirement Eligibles: 3

Position Loss: 14

Management Positions						
Line	(12) Position Title	(13) Level	(14) Current Auth Staffing	(15) Current On-Rolls	(16) Proposed Staffing	(17) Difference
1	SR PLANT MANAGER (1)	PCES-01	1	1	1	0
2	MGR IN-PLANT SUPPORT	EAS-25	1	1	1	0
3	MGR MAINTENANCE (LEAD)	EAS-25	1	0	1	1
4	SR MGR DISTRIBUTION OPERATIONS	EAS-25	1	1	1	0
5	MGR DISTRIBUTION OPERATIONS	EAS-24	2	1	2	1
6	MGR MAINTENANCE OPERATIONS	EAS-23	3	3	3	0
7	MGR TRANSPORTATION/NETWORKS	EAS-23	1	1	1	0
8	MGR DISTRIBUTION OPERATIONS	EAS-22	4	4	4	0
9	OPERATIONS INDUSTRIAL ENGINEER (FI	EAS-22	2	2	2	0
10	OPERATIONS INDUSTRIAL ENGINEER (FI	EAS-21	1	1	1	0
11	MGR DISTRIBUTION OPERATIONS	EAS-20	2	2	2	0
12	MGR MAINT ENGINEERING SUPPORT	EAS-20	1	1	1	0
13	MGR MAINTENANCE OPERATIONS SUPPT	EAS-20	1	1	1	0
14	OPERATIONS SUPPORT SPECIALIST	EAS-20	1	1	1	0
15	MAINTENANCE ENGINEERING SPECIALIST	EAS-19	1	0	1	1
16	MGR FIELD MAINT OPRNS (LEAD)	EAS-19	1	1	1	0
17	MGR PVS OPERATIONS	EAS-19	1	1	1	0
18	NETWORKS SPECIALIST	EAS-18	1	1	1	0
19	OPERATIONS SUPPORT SPECIALIST	EAS-18	2	1	2	1
20	OPERATIONS SUPPORT SPECIALIST	EAS-17	4	4	4	0
21	SUPV DISTRIBUTION OPERATIONS	EAS-17	38	39	41	2
22	SUPV MAINTENANCE OPERATIONS	EAS-17	14	14	14	0
23	SUPV MAINTENANCE OPERATIONS SUPPOR	EAS-17	1	1	1	0
24	SUPV TRANSPORTATION OPERATIONS	EAS-17	5	5	5	0
25	NETWORKS SPECIALIST	EAS-16	1	0	1	1
26	SECRETARY (FLD)	EAS-12	1	0	1	1
27						
28						
29						
30						
31						
32						
33						
34						
35						
36						
37						
38						
39						
40						
41						
42						
43						
44						
45						
46						
47						

48						
49						
50						
51						
52						
53						
54						
55						
56						
57						
58						
59						
60						
61						
62						
63						
64						
65						
66						
67						
68						
69						
70						
71						
72						
73						
74						
75						
76						
77						
78						
79						
	Total		92	87	95	8

Retirement Eligibles: 38

Position Loss: **(8)**

Total PCES/EAS Position Loss: 6 (This number carried forward to the *Executive Summary*)

rev 11/05/2008

Staffing - Craft

Last Saved: February 19, 2012

Losing Facility: Canton OH P&D F

Finance Number: 381323

Data Extraction Date: 09/19/11

Craft Positions	(1) Casuals/PSEs On-Rolls	(2) Part Time On-Rolls	(3) Full Time On-Rolls	(4) Total On-Rolls	(5) Total Proposed	(6) Difference
Function 1 - Clerk	6	0	78	84	0	(84)
Function 4 - Clerk	0	0	0		4	4
Function 1 - Mail Handler	4	0	59	63	0	(63)
Function 4 - Mail Handler	0	0	0			
Function 1 & 4 Sub-Total	10	0	137	147	4	(143)
Function 3A - Vehicle Service	1	0	9	10		(10)
Function 3B - Maintenance	0	0	41	41	7	(34)
Functions 67-69 - Lmtd/Rehab/WC		0	4	4		(4)
Other Functions	0	0	2	2		(2)
Total	11	0	193	204	11	(193)

Retirement Eligibles: 68

Gaining Facility: Cleveland OH P&D C

Finance Number: 381670

Data Extraction Date: 09/19/11

Craft Positions	(7) Casuals/PSEs On-Rolls	(8) Part Time On-Rolls	(9) Full Time On-Rolls	(10) Total On-Rolls	(11) Total Proposed	(12) Difference
Function 1 - Clerk	29	0	529	558	597	39
Function 1 - Mail Handler	18	49	313	380	414	34
Function 1 Sub-Total	47	49	842	938	1,011	73
Function 3A - Vehicle Service	2	0	77	79	72	(7)
Function 3B - Maintenance	0	0	197	197	218	21
Functions 67-69 - Lmtd/Rehab/WC		1	69	70	70	0
Other Functions	0	0	12	12	12	0
Total	49	50	1,197	1,296	1,383	87

Retirement Eligibles: 411

Total Craft Position Loss: 106 (This number carried forward to the *Executive Summary*)

(13) Notes: The Equivalent of 141,201 wkhrs will be added to Cleavelands base.

No employees will be transferred to Cleveland.

rev 11/05/2008

Maintenance

Last Saved: February 19, 2012

Losing Facility: Canton OH P&D F

Gaining Facility: Cleveland OH P&D C

Date Range of Data: Jul-01-2010 : Jun-30-2011

	(1) Current Cost	(2) Proposed Cost	(3) Difference
Workhour Activity			
LDC 36 Mail Processing Equipment	\$ 1,689,657	\$ 0	\$ (1,689,657)
LDC 37 Building Equipment	\$ 457,746	\$ 0	\$ (457,746)
LDC 38 Building Services <i>(Custodial Cleaning)</i>	\$ 777,109	\$ 0	\$ (777,109)
LDC 39 Maintenance Operations Support	\$ 192,413	\$ 0	\$ (192,413)
LDC 93 Maintenance Training	\$ 0	\$ 0	\$ 0
Workhour Cost Subtotal	\$ 3,116,924	\$ 0	\$ (3,116,924)
Other Related Maintenance & Facility Costs			
Total Maintenance Parts, Supplies & Facility Utilities	\$ 417,332	\$ 83,500	\$ (333,832)
Adjustments <i>(from "Other Curr vs Prop" tab)</i>	\$	\$ 0	
Grand Total	\$ 3,534,256	\$ 83,500	\$ (3,450,756)

	(4) Current Cost	(5) Proposed Cost	(6) Difference
Workhour Activity			
LDC 36 Mail Processing Equipment	\$ 8,032,391	\$ 8,283,181	\$ 250,790
LDC 37 Building Equipment	\$ 2,763,302	\$ 2,844,659	\$ 81,357
LDC 38 Building Services <i>(Custodial Cleaning)</i>	\$ 3,597,742	\$ 4,141,165	\$ 543,423
LDC 39 Maintenance Operations Support	\$ 1,112,746	\$ 1,291,037	\$ 178,291
LDC 93 Maintenance Training	\$ 258,704	\$ 258,704	\$ 0
Workhour Cost Subtotal	\$ 15,764,885	\$ 16,818,746	\$ 1,053,861
Other Related Maintenance & Facility Costs			
Total Maintenance Parts, Supplies & Facility Utilities	\$ 2,918,404	\$ 3,006,467	\$ 88,063
Adjustments <i>(from "Other Curr vs Prop" tab)</i>	\$	\$ -9,069	
Grand Total	\$ 18,683,289	\$ 19,816,144	\$ 1,132,855

Annual Maintenance Savings: \$2,317,901 (This number carried forward to the Executive Summary)

(7) Notes: Extra parts usage of \$88,063 per Cantons parts usage. Power and Heat were Not Included.

Transportation - PVS
Last Saved: February 19, 2012

Losing Facility: Canton OH P&D F
Finance Number: 381323
Date Range of Data: 07/01/10 -- to -- 06/30/11

Gaining Facility: Cleveland OH P&D C
Finance Number: 381670

	(1) Current	(2) Proposed	(3) Difference
PVS Owned Equipment			
Seven Ton Trucks	2	0	2
Eleven Ton Trucks	5	0	5
Single Axle Tractors	0		0
Tandem Axle Tractors	0		0
Spotters	0		0
PVS Transportation			
Total Number of Schedules	54	0	54
Total Annual Mileage	169,131	0	169,131
Total Mileage Costs	\$197,883	\$0	\$197,883
PVS Leases			
Total Vehicles Leased	0		0
Total Lease Costs	\$0		\$0
PVS Workhour Costs			
LDC 31 (617, 679, 764)	\$84,491	\$0	\$84,491
LDC 34 (765, 766)	\$863,634	\$0	\$863,634
Adjustments (from "Other Curr vs Prop" tab)		\$0	
Total Workhour Costs	\$948,125	\$0	\$948,125

	(4) Current	(5) Proposed	(6) Difference
PVS Owned Equipment			
Seven Ton Trucks			0
Eleven Ton Trucks			0
Single Axle Tractors			0
Tandem Axle Tractors			0
Spotters			0
PVS Transportation			
Total Number of Schedules			0
Total Annual Mileage			0
Total Mileage Costs			\$0
PVS Leases			
Total Vehicles Leased			0
Total Lease Costs			\$0
PVS Workhour Costs			
LDC 31 (617, 679, 764)	\$125,381	\$125,381	\$0
LDC 34 (765, 766)	\$6,371,469	\$6,371,469	\$0
Adjustments (from "Other Curr vs Prop" tab)		\$0	
Total Workhour Costs	\$6,496,850	\$6,496,850	\$0

PVS Transportation Savings (Losing Facility): \$1,146,008

PVS Transportation Savings (Gaining Facility): \$0

Total PVS Transportation Savings: \$1,146,008 <<=== (This number is summed with Total from 'Trans-HCR' and carried forward to the Executive Summary as Transportation Savings)

(7) Notes: Zeroed out proposed values for losing facility per Eastern Area instructions 12/07/11

1	2	3	4	5	6	7
Route Numbers	Current Annual Mileage	Current Annual Cost	Current Cost per Mile	Proposed Annual Mileage	Proposed Annual Cost	Proposed Cost per Mile

8	9	10	11	12	13	14
Route Numbers	Current Annual Mileage	Current Annual Cost	Current Cost per Mile	Proposed Annual Mileage	Proposed Annual Cost	Proposed Cost per Mile

Proposed Trip Impacts	Current Losing	Moving to Gain (-)	Other Changes (+/-)	Trips from Gaining	Proposed Result
	83,902	0	0	0	83,902

Proposed Trip Impacts	Current Gaining	Moving to Lose (-)	Other Changes (+/-)	Trips from Losing	Proposed Result
	217,858	0	0	0	217,858

HCR Annual Savings (Losing Facility): **(\$60,164)**

HCR Annual Savings (Gaining Facility): **\$48,019**

Total HCR Transportation Savings: (\$12,145)

<<== (This number is summed with Total from 'Trans-PVS' and carried forward to the Executive Summary as Transportation Savings)

rev 11/05/2008

MPE Inventory

Last Saved: February 19, 2012

Lossing Facility: Canton OH P&D F

Gaining Facility: Cleveland OH P&D C

Data Extraction Date: 12/27/11

Equipment Type	(1) Current Number	(2) Proposed Number	(3) Difference
AFCS		0	0
AFSM - ALL	1	0	(1)
APPS		0	0
CIOSS		0	0
CSBCS		0	0
DBCS	7	0	(7)
DBCS-OSS		0	0
DIOSS	1	0	(1)
FSS		0	0
SPBS		0	0
UFSM		0	0
FC / MICRO MARK		0	0
ROBOT GANTRY		0	0
HSTS / HSUS		0	0
LCTS / LCUS		0	0
LIPS		0	0
AFCS200		0	0
MPBCS-OSS		0	0
TABBER		0	0
POWERED INDUSTRIAL EQUIPMENT		0	0
LCREM		0	0

Equipment Type	(4) Current Number	(5) Proposed Number	(6) Difference	(7) Excess Equipment	(8) Relocation Costs
AFCS	7	0	(7)	(7)	
AFSM 100	4	4	0	(1)	
APPS		0	0	0	
CIOSS	2	3	1	1	\$6,893
CSBCS		0	0	0	
DBCS	30	30	0	(7)	
DBCS-OSS		0	0	0	
DIOSS	7	10	3	2	\$20,679
FSS		0	0	0	
SPBS	2	2	0	0	
UFSM		0	0	0	
FC / MICRO MARK		0	0	0	
ROBOT GANTRY	6		(6)	(6)	
HSTS / HSUS		0	0	0	
LCTS / LCUS	1	2	1	1	
LIPS		0	0	0	
AFCS200	5	9	4	4	
MPBCS-OSS		0	0	0	
TABBER		0	0	0	
POWERED INDUSTRIAL EQUIPMENT		0	0	0	
LCREM	1	1			

Mail Processing Equipment Relocation Costs from Losing to Gaining Facility: \$27,572 (This number is carried forward to *Space Evaluation and Other Costs*)

(9) Notes: Proposed equipment sets updated based on updated data sets dated 12/27/2011

rev 03/04/2008

Customer Service Issues

Last Saved: February 19, 2012

Losing Facility: Canton OH P&D F

5-Digit ZIP Code: 44711

Data Extraction Date: 10/18/11

1. Collection Points

Number picked up before 1 p.m.
 Number picked up between 1-5 p.m.
 Number picked up after 5 p.m.
 Total Number of Collection Points

3-Digit ZIP Code: 446		3-Digit ZIP Code: 447		3-Digit ZIP Code:		3-Digit ZIP Code:	
Current		Current		Current		Current	
Mon. - Fri.	Sat.	Mon. - Fri.	Sat.	Mon. - Fri.	Sat.	Mon. - Fri.	Sat.
101	232	124	96				
212	80	42	32				
66	18	39	8				
379	330	205	136	0	0	0	0

2. How many collection boxes are designated for "local delivery"?

3. How many "local delivery" boxes will be removed as a result of AMP?

4. Delivery Performance Report

% Carriers returning before 5 p.m.

Quarter/FY	Percent
Qtr 4 2010	80.1%
Qtr 1 2011	79.5%
Qtr 2 2011	83.6%
Qtr 3 2011	84.3%

5. Retail Unit Inside Losing Facility (Window Service Times)

	Current		Proposed	
	Start	End	Start	End
Monday	8:00	7:00	8:00	7:00
Tuesday	8:00	7:00	8:00	7:00
Wednesday	8:00	7:00	8:00	7:00
Thursday	8:00	7:00	8:00	7:00
Friday	8:00	7:00	8:00	7:00
Saturday	8:00	3:00	8:00	3:00

6. Business (Bulk) Mail Acceptance Hours

	Current		Proposed	
	Start	End	Start	End
Monday	10:00	6:00	10:00	6:00
Tuesday	10:00	6:00	10:00	6:00
Wednesday	10:00	6:00	10:00	6:00
Thursday	10:00	6:00	10:00	6:00
Friday	10:00	6:00	10:00	6:00
Saturday	Closed		Closed	

7. Can customers obtain a local postmark in accordance with applicable policies in the *Postal Operations Manual*?

Yes

8. Notes:

Gaining Facility: Cleveland OH P&D C

9. What postmark will be printed on collection mail?

Line 1 _____

Line 2 _____

rev 6/18/2008

Space Evaluation and Other Costs

Last Saved: February 19, 2012

Lossing Facility: Canton OH P&D F

Space Evaluation

1. Affected Facility

Facility Name: Canton P&D F
 Street Address: 2650 Cleveland Ave NW
 City, State ZIP: Canton OH 44711

2. Lease Information. (If not leased skip to 3 below.)

Enter annual lease cost: Owned
 Enter lease expiration date: _____
 Enter lease options/terms: _____

3. Current Square Footage

Enter the total interior square footage of the facility: 91673
 Enter gained square footage expected with the AMF: 49,700

4. Planned use for acquired space from approved AMI

5. Facility Costs

Enter any projected one-time facility costs: _____
 (This number shown below under One-Time Costs section.)

6. Savings Information

Space Savings (\$): _____
 (This number carried forward to the *Executive Summary*)

7. Notes

One-Time Costs

Employee Relocation Costs: _____

Mail Processing Equipment Relocation Costs: \$27,572
 (from MPE Inventory)

Facility Costs: \$0
 (from above)

Total One-Time Costs: \$27,572
 (This number carried forward to *Executive Summary*)

Remote Encoding Center Cost per 1000

Lossing Facility: Canton OH P&D F **Gaining Facility:** Cleveland OH P&D C

YTD Range of Report: 07/01/10 : 06/30/11

(1) Product	(2) Associated REC	(3) Current Cost per 1,000 Images
Letters		
Flats		
PARS COA		
PARS Redirects		
APPS		

(4) Product	(5) Associated REC	(6) Current Cost per 1,000 Images
Letters		
Flats		
PARS COA		
PARS Redirects		
APPS		

rev 9/24/2008