

----- AMP Data Entry Page -----

1. Losing Facility Information

Type of Distribution to Consolidate: Orig & Dest Non-MODS/Non-BPI Office
Facility Name & Type: Campton CSMPC
Street Address: 175 Mountain Parkway Spur
City: Campton
State: KY
5D Facility ZIP Code: 41301
District: Kentuckiana
Area: Eastern
Finance Number: 201224
Current 3D ZIP Code(s): 413, 414
Miles to Gaining Facility: 135
EXFC office: Yes
Plant Manager: Bryant Clevenger
Senior Plant Manager: Steve Cronic
District Manager: David Dillman
Facility Type after AMP: Post Office

2. Gaining Facility Information

Facility Name & Type: Louisville P&DC
Street Address: 1420 Gardner Ln
City: Louisville
State: KY
5D Facility ZIP Code: 40231
District: Kentuckiana
Area: Eastern
Finance Number: 204789
Current 3D ZIP Code(s): 400-402, 471
EXFC office: Yes
Plant Manager: Steve Cronic
Senior Plant Manager: Steve Cronic
District Manager: David Dillman

3. Background Information

Start of Study: 9/15/2011
Date Range of Data: Jul-01-2010 : Jun-30-2011
Processing Days per Year: 310
Bargaining Unit Hours per Year: 1,745
EAS Hours per Year: 1,822

**Date of HQ memo, DAR Factors/Cost of Borrowing/
 Facility Start-up Costs Update** **New**

June 16, 2011

Date & Time this workbook was last saved:

2/19/2012 16:11

4. Other Information

Area Vice President: Jordan M. Small
Vice President, Network Operations: David E. Williams
Area AMP Coordinator: Bob Roseberry
HQ AMP Coordinator: Todd Katkow

rev 10/10/2011

Approval Signatures

Losing Facility Name and Type: Campton CSMPC
Street Address: 175 Mountain Parkway Spur
City: Campton
State: KY
Facility ZIP Code: 41301
Finance Number: 201224
Current 3D ZIP Code(s): 413, 414

Type of Distribution to Consolidate: Destinating

Gaining Facility Name and Type: Louisville P&DC
Street Address: 1420 Gardner Ln
City: Louisville
State: KY
Facility ZIP Code: 40231
Finance Number: 204789
Current 3D ZIP Code(s): 400-402, 471

ACKNOWLEDGEMENT OF ACCOUNTABILITY - I acknowledge that I am accountable for respecting and supporting the integrity of all official postal reporting systems, including financial reports and those relating to compliance with contracting, complement, or similar efforts involving the investment and expenditure of funds, as well as all systems to service to our customers.


LOSING FACILITY:


Postmaster or Plant Manager:
 Bryant Clevenger  11/4/11
Printed Name Signature Date


Senior Plant Manager:
 Steve Cronic  11-4-11
Printed Name Signature Date

District Manager:
 David Dillman  11-4-11
Printed Name Signature Date


GAINING FACILITY:

Plant Manager:
 Steve Cronic  11-4-11
Printed Name Signature Date

Senior Plant Manager:
 Steve Cronic  11-4-11
Printed Name Signature Date

District Manager:
 David Dillman  11-4-11
Printed Name Signature Date


AREA OFFICE:

Area Vice President:
 Jordan M. Small  11/18/10
Printed Name Signature Date

Implementation Date: _____

HEADQUARTERS:

Approved: **Disapproved:**

Vice President, Network Operations:
 David E. Williams  2/20/12
Printed Name Signature Date

Comments: _____

Executive Summary

Last Saved: December 30, 2011

Losing Facility Name and Type: Campton CSMPC

Street Address: 175 Mountain Parkway Spur

City, State: Campton , KY

Current 3D ZIP Code(s): 413, 414

Type of Distribution to Consolidate: Orig & Dest

Miles to Gaining Facility: 135

Gaining Facility Name and Type: Louisville P&DC

Current 3D ZIP Code(s): 400-402, 471

Summary of AMP Worksheets

Savings/Costs

Mail Processing Craft Workhour Savings =	<u>\$18,126</u>	from Workhour Costs - Proposed
Non-MP Craft/EAS + Shared LDCs Workhour Savings (less Maint/Trans) =	<u>\$0</u>	from Other Curr vs Prop
PCES/EAS Supervisory Workhour Savings =	<u>\$0</u>	from Other Curr vs Prop
Transportation Savings =	<u>\$204,582</u>	from Transportation (HCR and PVS)
Maintenance Savings =	<u>\$35,754</u>	from Maintenance
Space Savings =	<u>\$0</u>	from Space Evaluation and Other Costs
Total Annual Savings =	<u>\$258,462</u>	
Total One-Time Costs =	<u>\$0</u>	from Space Evaluation and Other Costs
Total First Year Savings =	<u>\$258,462</u>	

Staffing Positions

Craft Position Loss =	<u>0</u>	from Staffing - Craft
PCES/EAS Position Loss =	<u>(1)</u>	from Staffing - PCES/EAS

Volume

Total FHP to be Transferred (Average Daily Volume) =	<u>0</u>	from Workhour Costs - Current
Current FHP at Gaining Facility (Average Daily Volume) =	<u>3,905,380</u>	from Workhour Costs - Current
Losing Facility Cancellation Volume (Average Daily Volume) =	<u></u>	(= Total TPH / Operating Days)

Service

Service Standard Impacts by ADV

	UPGRADED ADV	DOWNGRADED ADV	Unchanged + Upgrades ADV	Unchanged + Upgrades %
First-Class Mail®	0	0	0	#DIV/0!
Priority Mail®	0	0	0	#DIV/0!
Package Services	0	0	0	#DIV/0!
Periodicals	N/A*	N/A*	N/A*	N/A*
Standard Mail	N/A*	N/A*	N/A*	N/A*

Code to destination 3-digit ZIP Code volume is not available

rev 10/15/2009

Summary Narrative

Last Saved: February 19, 2012

Losing Facility Name and Type: Campton CSMPC

Current 3D ZIP Code(s): 413, 414

Type of Distribution to Consolidate: Orig & Dest

Gaining Facility Name and Type: Louisville P&DC

Current 3D ZIP Code(s): 400-402, 471

Background

The Kentuckiana District, with assistance from the Eastern Area, has completed this brief summary of the Campton CSMPC (SCF 413-41) AMP into the Louisville P&DC study. The study was conducted to determine if the Postal Service could increase efficiency by consolidating the Campton CSMPC's mail processing operations into the Louisville P&DC.

The Campton CSMPC is a facility with approximately 6,910 square feet of mail processing operations contained within a 15,660 total square foot building which is owned by the USPS. The Campton CSMPC is approximately 135 miles from the Louisville P&DC. Currently, all originating mail from SCF 413-414 travels to the Lexington P&DC for processing; therefore, the total FHP that would transfer to the Campton CSMPC to Louisville P&DC is 0 pieces (all FHP pieces originating from SCF 413-414 will be included in the Lexington AMP proposal). All Destinating SCF Priority, SPRs, manual letters, and manual flats return to the Campton CSMPC where the mail is manually separated for each office. The Lexington P&DC currently runs the 413-414 DPS and carrier route programs for offices in SCF 413-414.

Note:

The Network Optimization plan includes consolidating the following sites into the Louisville P&DC.

Please review these workbooks for all costs and savings associated with the Network Optimization plan.

- Cincinnati P&DC – SCF 410 (approximately 17% of Cincinnati's volume)
- Lexington P&DC – SCF 403-406 (approximately 90% of Lexington's volume)
- Campton CSMPC – SCF 413-414 (100% of Campton's volume)
- Elizabethtown CSMPC – SCF 427 (100% of Elizabethtown's volume)

Equipment relocation costs and one time costs will be accounted for in the Lexington AMP proposal so savings and costs will be consolidated in one summary.

FINANCIAL JUSTIFICATION SUMMARY

The financial results for this relocation are:

Total Annual Savings: \$258,462
Total One Time Costs: \$0
Total First Year Savings \$258,462

CUSTOMER & SERVICE IMPACTS

Specific service standard changes associated with this Area Mail Processing consolidation are contingent upon the resolution of both (a) the rulemaking in which current market dominant product service standards in 39 CFR Part 121 are being evaluated, and (b) all remaining AMP consolidation proposals that are part of the same network rationalization initiative. A complete file reflecting any new service standards will be published at www.usps.com once all of the related AMP decisions that provide the foundation for new service standards are made. Priority and Express Mail service standards will be based upon the capability of the network.

The collection box times will not be impacted with this consolidation.

RETAIL AND BUSINESS MAIL ENTRY UNIT (BMEU) IMPACTS

The BMEU in the Campton CSMPC will remain at its current location in that facility.
The Retail for Campton CSMPC would not be affected.

Space

At the Campton CSMPC, the area will be surveyed for improvements to the customer service site layout. The facility will also be examined by Eastern Area FSO to determine if other consolidation opportunities exist. Approximately 6,910 square feet of floor space will be available for hub operations after the SCF manual operations are moved to the Louisville P&DC. In the event that the building is closed, a facility with three dock doors and 4,809 square feet of staging will be needed for hubbing operations.

rev 06/10/2009

Summary Narrative *(continued)*

CFS and PARS

At this point in time, the Campton CSMPC sends their PARS and CFS to the Louisville P&DC for processing. Under the Network Optimization plan, the PARS would continue to travel to the Louisville P&DC. The CFS for both the Campton CSMPC and the Louisville P&DC will travel to Indianapolis for processing.

STAFFING IMPACTS

The Postal Service ensures that its standard practices comply with the Worked Adjustment and Retraining Notification (WARN) Act.

As a matter of policy, the Postal Service follows the Worker Adjustment and Retraining Notification Act's ("WARN") notification requirements when the number of employees experiencing an employment loss within the meaning of WARN would trigger WARN's requirements. Some or all of the impacted employees described above may not experience an employment loss within the meaning of WARN due to transfers or reassignments.

The Function 4 Review executed on 8/31/2011 for Campton indicated that the earned staffing for Campton was 9 function 4 craft employees. The 9 employees were required for non-mail processing and mail processing functions for the operations listed in the AMP workbook. Therefore, the staffing analysis indicates that Campton was under staffed for their function 4 operations. The hours required to staff the SCF manual distribution and CSBCS operation below shows 3 clerks are required to complete these operations.

Removing the workhours of 3 craft employees from the earned 9 shows the current staffing of the Campton facility will be required to operate upon implementation of the AMP. The postmaster position will also remain at the Campton facility.

SCF Manual Distribution

Operation	Description	LDC	Hours
	MANUAL LTR-OUTGOING PRIMARY	43	
	MANUAL FLT-OUTGOING PRIMARY	43	
	PACKAGES/SPRS INCOMING DISTRIBUTION	43	
Workhours			
Employees Required @ 1745 hrs			

Automated DPS and Carrier Route

Operation	Description	LDC	Hours
	CSBCS - DPS	41	
	CSBCS INCOMING SECONDARY	41	
Total Workhours			
Employees Required @ 1745 hrs			

FUNCTION 4 REVIEW EXIT SUMMARY

*KENTUCKIANA PFC
CAMPTON PO*



Summary Narrative *(continued)*

201224

Review Date: 08/31/2011 to 08/31/2011

Exit Conference: 10/05/2011

Follow-up Review:

ORKHOUR SUMMARY Rolling 52 Week Period: (20111) to (201152) Sep 23, 2011

--	--	--	--

FY 10 Earned	Rolling 52 Wk Earned	Current On-Rolls	Variance
--------------	----------------------	------------------	----------

--	--	--	--

YTD CSV % Achieved	YTD CSV Actual-Earned Variance		
--------------------	--------------------------------	--	--

--	--	--	--

STRATEGIES

Short Term:

Adjust employee scheduling <input type="text"/>	▲	▼	▶	◀	◂	▸	◃	◅	◆	◇	◈	◉	◊	◌	◍	◎	●	◐	◑	◒	◓	◔	◕	◖	◗	◘	◙	◚	◛	◜	◝	◞	◟	◠	◡	◢	◣	◤	◥	◦	◧	◨	◩	◪	◫	◬	◭	◮	◯	◰	◱	◲	◳	◴	◵	◶	◷	◸	◹	◺	◻	◼	◽	◾	◿	◾	◿
--	---	---	---	---	---	---	---	---	---	---	---	---	---	---	---	---	---	---	---	---	---	---	---	---	---	---	---	---	---	---	---	---	---	---	---	---	---	---	---	---	---	---	---	---	---	---	---	---	---	---	---	---	---	---	---	---	---	---	---	---	---	---	---	---	---	---	---

Increase PTF and casual workh <input type="text"/>	▲	▼	▶	◀	◂	▸	◃	◅	◆	◇	◈	◉	◊	◌	◍	◎	●	◐	◑	◒	◓	◔	◕	◖	◗	◘	◙	◚	◛	◜	◝	◞	◟	◠	◡	◢	◣	◤	◥	◦	◧	◨	◩	◪	◫	◬	◭	◮	◯	◰	◱	◲	◳	◴	◵	◶	◷	◸	◹	◺	◻	◼	◽	◾	◿	◾	◿
---	---	---	---	---	---	---	---	---	---	---	---	---	---	---	---	---	---	---	---	---	---	---	---	---	---	---	---	---	---	---	---	---	---	---	---	---	---	---	---	---	---	---	---	---	---	---	---	---	---	---	---	---	---	---	---	---	---	---	---	---	---	---	---	---	---	---	---

Long Term:

Removal of machines <input type="text"/>	▲	▼	▶	◀	◂	▸	◃	◅	◆	◇	◈	◉	◊	◌	◍	◎	●	◐	◑	◒	◓	◔	◕	◖	◗	◘	◙	◚	◛	◜	◝	◞	◟	◠	◡	◢	◣	◤	◥	◦	◧	◨	◩	◪	◫	◬	◭	◮	◯	◰	◱	◲	◳	◴	◵	◶	◷	◸	◹	◺	◻	◼	◽	◾	◿	◾	◿
---	---	---	---	---	---	---	---	---	---	---	---	---	---	---	---	---	---	---	---	---	---	---	---	---	---	---	---	---	---	---	---	---	---	---	---	---	---	---	---	---	---	---	---	---	---	---	---	---	---	---	---	---	---	---	---	---	---	---	---	---	---	---	---	---	---	---	---

Management and Craft Staffing Impacts

	F1 + F4 Losing Site			F1 Gaining Site			Net Diff
	Current On-Rolls	Proposed	Diff	Current On-Rolls	Proposed	Diff	
Craft ¹	6	6	0	621	621	0	0
Management	0	1	1	55	55	0	1

Summary Narrative (continued)

¹ Craft = FTR+PTR+PTF+Casuals

Mail Processing Management to Craft Ratio

Management to Craft ₂ Ratios	Current		Proposed	
	SDOs to Craft ₁ (1:25 target)	MDOs+SDOs to Craft ₁ (1:22 target)	SDOs to Craft ₁ (1:25 target)	MDOs+SDOs to Craft ₁ (1:22 target)
Losing	0 : 6	0 : 6	0 : 6	0 : 6
Gaining	1 : 30	1 : 25	1 : 30	1 : 25

¹ Craft = FTR+PTR+PTF+Casuals

² Craft = F1 + F4 at Losing; F1 only at Gaining

Function 4 clerks will report to the Postmaster of the Campton CSMPC.

TRANSPORTATION

Incoming:

Transportation plans include jackpotting the Associate Offices for SCF 413-414 into the Campton CSMPC, then consolidating containers on transportation to carry the collection mail to the Louisville P&DC. The transportation travelling between Campton and Louisville passes the Lexington P&DC and will stop at that facility to deliver mail to that hub in an effort to maximize the utilization of truck capacity.

Delivery:

Separations for all Associate Offices in SCF 413-414 will be made at the Louisville P&DC. Mail will travel on transportation to the Lexington hub, where mail for SCF 403-406 will be unloaded. It will then continue on transportation to the Campton CSMPC. Then, the containers will be dock transferred to the corresponding HCR route. Transportation to Campton will no longer travel the additional distance to the Hazard facility to deliver mail to the 417-418 hub.

Routes:

Route 40313 will experience a decrease in annual mileage. Currently the transportation between Lexington and Campton continues to travel to Hazard KY after stopping at the Campton CSMPC. Since SCF 417-418 originating and destinating processing will be completed in the Knoxville P&DC

DAR / EXPANSION OR RENOVATION

No one time facility costs occur in this AMP proposal.

EQUIPMENT RELOCATION

No equipment relocation, removal, or addition will occur.

SUMMARY

The proposed AMP has the potential to save approximately \$258,462 annually by increasing mail processing efficiency. Transportation has been assessed and costs will be incurred to ensure service commitments and processing capabilities. The study will enable the Campton CSMPC and the Louisville P&DC to consolidate resources and better manage costs and functions for efficient mail processing.

24 Hour Clock

Last Saved: December 30, 2011

Losing Facility Name and Type: Campton CSMPC

Current 3D ZIP Code(s): 413, 414

Type of Distribution to Consolidate: Orig & Dest

Gaining Facility Name and Type: Louisville P&DC

Current 3D ZIP Code(s): 400-402, 471

No 24 Hour Clock data for Campton

		24 Hour Indicator Report		80%	100%	100%	100%	Millions	100%	100%	86.9%
Weekly Trends Beginning Day		Facility		Cancelled by 2000 MCRS Data Source = EDW MCRS	OGP Cleared by 2300 EDOR Data Source = EDW EDOR	OGS Cleared by 2400 EDOR Data Source = EDW EDOR	MMP Cleared by 2400 EDOR Data Source = EDW EDOR	MMP Volume On Hand at 2400 MCRS Data Source = EDW MCRS	Mail Assigned Commercial / Fed Ex By 0200 SASS Data Source = EDW SASS	DPS 2nd Pass Cleared by 0700 EDOR Data Source = EDW EDOR	Trips On-Time 0400 - 0900 Data Source = EDW TIMES
			%								
16-Apr	SAT	4/16	LOUISVILLE P&DC	66.2%	91.7%	88.7%	100.0%	0.4	69.8%	100.0%	47.9%
23-Apr	SAT	4/23	LOUISVILLE P&DC	70.9%	93.3%	94.7%	99.6%	0.3	74.5%	100.0%	61.6%
30-Apr	SAT	4/30	LOUISVILLE P&DC	87.0%	93.0%	80.3%	99.9%	0.3	69.6%	100.0%	70.4%
7-May	SAT	5/7	LOUISVILLE P&DC	63.3%	97.3%	96.5%	99.0%	0.3	68.5%	99.9%	69.5%
14-May	SAT	5/14	LOUISVILLE P&DC	67.6%	94.5%	93.8%	100.0%	0.2	62.9%	100.0%	72.4%
21-May	SAT	5/21	LOUISVILLE P&DC	70.1%	96.5%	93.7%	99.8%	0.5	60.9%	100.0%	59.8%
28-May	SAT	5/28	LOUISVILLE P&DC	59.1%	93.9%	91.3%	95.3%	0.4	58.2%	100.0%	73.5%
4-Jun	SAT	6/4	LOUISVILLE P&DC	54.8%	94.1%	91.6%	100.0%	0.6	60.8%	100.0%	60.5%
11-Jun	SAT	6/11	LOUISVILLE P&DC	73.1%	90.8%	89.1%	100.0%	0.5	64.4%	100.0%	72.3%
18-Jun	SAT	6/18	LOUISVILLE P&DC	70.3%	83.9%	95.1%	96.8%	0.5	60.8%	100.0%	61.9%
25-Jun	SAT	6/25	LOUISVILLE P&DC	62.7%	92.2%	96.2%	98.9%	0.4	59.2%	100.0%	61.9%
2-Jul	SAT	7/2	LOUISVILLE P&DC	59.3%	87.1%	88.1%	94.0%	0.4	54.2%	100.0%	63.0%
9-Jul	SAT	7/9	LOUISVILLE P&DC	65.5%	91.3%	95.7%	100.0%	0.8	66.0%	100.0%	64.6%
16-Jul	SAT	7/16	LOUISVILLE P&DC	66.0%	93.4%	95.8%	98.4%	0.5	67.4%	100.0%	51.7%
23-Jul	SAT	7/23	LOUISVILLE P&DC	58.1%	92.0%	92.4%	99.7%	0.4	54.6%	100.0%	56.1%
30-Jul	SAT	7/30	LOUISVILLE P&DC	69.5%	93.1%	95.6%	99.2%	0.7	60.9%	100.0%	59.6%
6-Aug	SAT	8/6	LOUISVILLE P&DC	66.4%	92.6%	95.4%	100.0%	0.7	63.5%	100.0%	51.9%
13-Aug	SAT	8/13	LOUISVILLE P&DC	63.3%	95.4%	98.4%	100.0%	0.4	60.0%	100.0%	65.8%
20-Aug	SAT	8/20	LOUISVILLE P&DC	63.6%	94.9%	98.2%	100.0%	0.6	61.4%	100.0%	74.1%
27-Aug	SAT	8/27	LOUISVILLE P&DC	68.5%	94.2%	90.2%	100.0%	0.5	61.0%	100.0%	54.9%
3-Sep	SAT	9/3	LOUISVILLE P&DC	54.6%	86.1%	79.1%	91.7%	0.7	58.2%	99.8%	50.4%

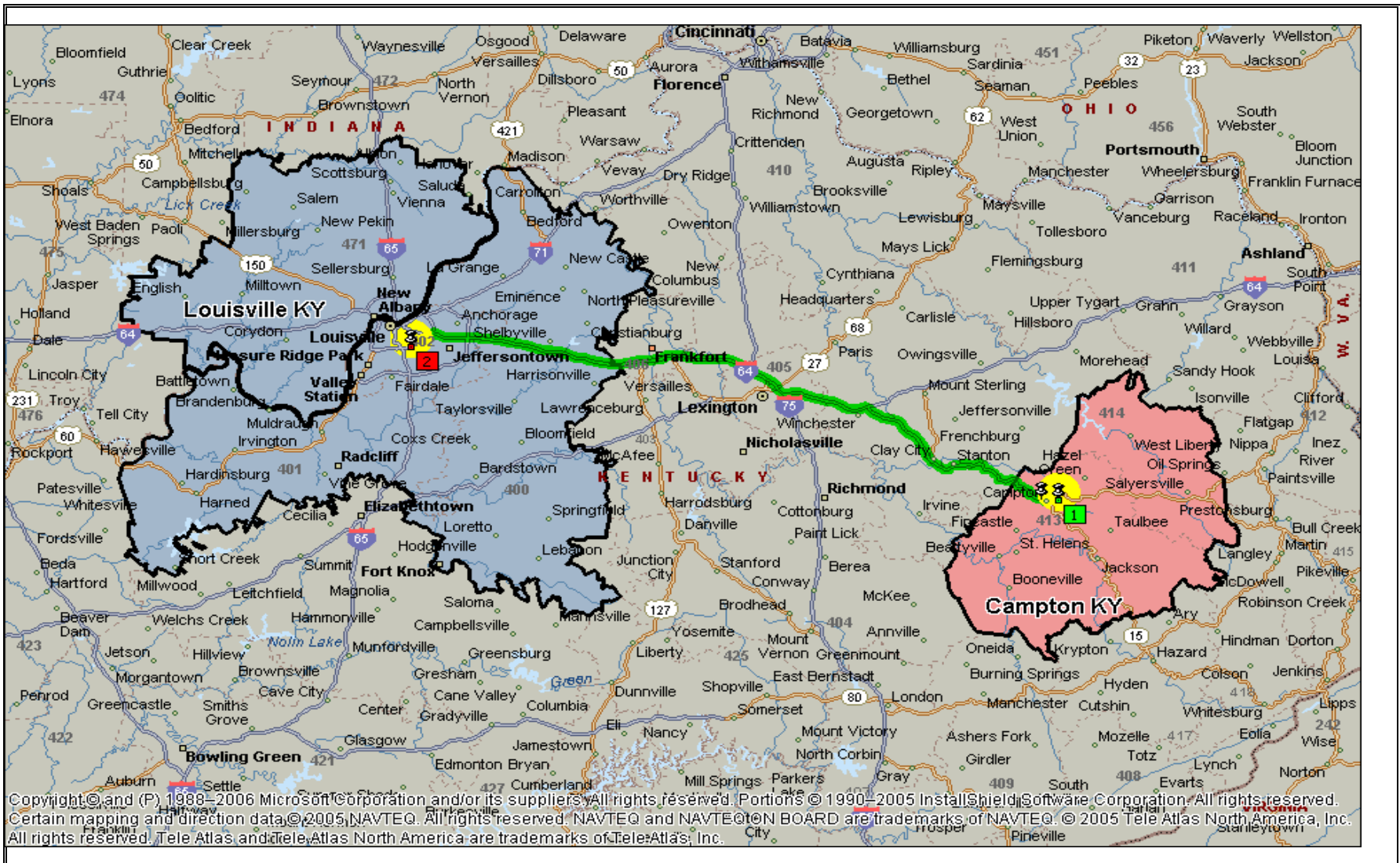
rev 04/2/2008

MAP

Last Saved: December 30, 2011

Losing Facility Name and Type: Campton CSMPC
 Current 3D ZIP Code(s): 413, 414
 Miles to Gaining Facility: 135

Gaining Facility Name and Type: Louisville P&DC
 Current 3D ZIP Code(s): 400-402, 471



rev 03/20/2008

Service Standard Impacts

Last Saved: December 30, 2011

Losing Facility: Campton CSMPC

Losing Facility 3D ZIP Code(s): 413, 414

Gaining Facility 3D ZIP Code(s): 400-402, 471

Based on report prepared by Network Integration Support dated: mm/dd/yyyy

Service Standard Changes - Average Daily Volume (data obtained from ODIS is derived from sampling and may vary from actual volume)																
	FCM						PRI		PER *		STD *		PSVC		ALL CLASSES	
	Overnight	% Change	All Others	% Change	Total	% Change	All	% Change	All	% Change	All	% Change	All	% Change	All	% Change
UPGRADE																
DOWNGRADE																
TOTAL																
NET UP+NO CHNG																
VOLUME TOTAL																

* - Periodical and Standard mail origin 3-digit ZIP Code to destination 3-digit ZIP Code volume is not available

Selected summary fields are transferred to the *Executive Summary*

Service Standard Changes - Pairs																
	FCM						PRI		PER		STD		PSVC		ALL CLASSES	
	Overnight	% Change	All Others	% Change	Total	% Change	All	% Change	All	% Change	All	% Change	All	% Change	All	% Change
UPGRADE																
DOWNGRADE																
TOTAL																
NET																

Other Workhour Move Analysis

Last Saved: December 30, 2011

Losing Facility: Campton CSMPC

Gaining Facility: Louisville P&DC

Date Range of Data: 07/01/10 to 06/30/11

Current Other Craft Workhours

Losing Facility					Gaining Facility				
Current MODS Operation Number	Percent Moved to Gaining (%)	Reduction Due to EoS (%)	Current Annual Workhours	Current Annual Workhour Cost (\$)	Current MODS Operation Number	Percent Moved to Losing (%)	Reduction Due to EoS (%)	Current Annual Workhours	Current Annual Workhour Cost (\$)
001				\$0	001				\$0
065				\$112,420	065				\$0
355				\$64,144	355				\$11,702
421				\$231,962	421				\$0
747				\$149,952	747				\$2,370,479
					085				\$152
					086				\$18
					515				\$711
					550				\$0
					566				\$2,797
					570				\$54,767
					571				\$24
					579				\$341
					581				\$835,930
					582				\$54,556
					616				\$9,787
					617				\$1,961
					622				\$307
					624				\$20,008
					665				\$1,224
					673				\$61,423
					676				\$97,644
					679				\$282,684
					686				\$1,596
					689				\$2,642
					692				\$3,362
					721				\$85
					722				\$1,296
					731				\$13,149
					745				\$564,652
					749				\$6,633
					750				\$1,767,744
					751				\$3,816,535
					752				\$98,847
					753				\$357,978
					754				\$508,496
					765				\$2,096,157
					766				\$1,202,413

Proposed Other Craft Workhours

Losing Facility			Gaining Facility		
Proposed MODS Operation Number	Proposed Annual Workhours	Proposed Annual Workhour Cost (\$)	Proposed MODS Operation Number	Proposed Annual Workhours	Proposed Annual Workhour Cost (\$)
001		\$0	001		\$0
065		\$112,420	065		\$0
355		\$64,144	355		\$11,702
421		\$231,962	421		\$0
747		\$149,952	747		\$2,370,479
			085		\$152
			086		\$18
			515		\$711
			550		\$0
			566		\$2,797
			570		\$54,767
			571		\$24
			579		\$341
			581		\$835,930
			582		\$54,556
			616		\$9,787
			617		\$1,961
			622		\$307
			624		\$20,008
			665		\$1,224
			673		\$61,423
			676		\$97,644
			679		\$282,684
			686		\$1,596
			689		\$2,642
			692		\$3,362
			721		\$85
			722		\$1,296
			731		\$13,149
			745		\$564,652
			749		\$6,633
			750		\$1,767,744
			751		\$3,816,535
			752		\$98,847
			753		\$357,978
			754		\$508,496
			765		\$2,096,157
			766		\$1,202,413

Staffing - Management

Last Saved: December 30, 2011

Losing Facility: Campton CSMPC

Data Extraction Date: 09/20/11

Finance Number: 201224

Management Positions						
Line	(1) Position Title	(2) Level	(3) Current Auth Staffing	(4) Current On-Rolls	(5) Proposed Staffing	(6) Difference
1	POSTMASTER	EAS-18	1	0	1	1
2						
3						
4						
5						
6						
7						
8						
9						
10						
11						
12						
13						
14						
15						
16						
17						
18						
19						
20						
21						
22						
23						
24						
25						
26						
27						
28						
29						
30						
31						

44					
45					
46					
47					
48					
49					
50					
51					
52					
53					
54					
55					
56					
57					
58					
59					
60					
61					
62					
63					
64					
65					
66					
67					
68					
69					
70					
71					
72					
73					
74					
75					
76					
77					
78					
79					
	Totals		1	0	1

Retirement Eligibles: 0

Position Loss: (1)

Management Positions						
Line	(12) Position Title	(13) Level	(14) Current Auth Staffing	(15) Current On-Rolls	(16) Proposed Staffing	(17) Difference
1	SR PLANT MANAGER (2)	PCES-01	1	1	1	0
2	MGR IN-PLANT SUPPORT	EAS-25	1	1	1	0
3	MGR DISTRIBUTION OPERATIONS	EAS-24	1	1	1	0
4	MGR MAINTENANCE (LEAD)	EAS-24	1	1	1	0
5	MGR DISTRIBUTION OPERATIONS	EAS-22	2	2	2	0
6	OPERATIONS INDUSTRIAL ENGINEER (FI	EAS-22	1	1	1	0
7	MGR MAINTENANCE OPERATIONS	EAS-21	2	2	2	0
8	MGR TRANSPORTATION/NETWORKS	EAS-21	1	1	1	0
9	OPERATIONS INDUSTRIAL ENGINEER (FI	EAS-21	2	2	2	0
10	MGR DISTRIBUTION OPERATIONS	EAS-20	1	1	1	0
11	MGR MAINT ENGINEERING SUPPORT	EAS-20	1	1	1	0
12	OPERATIONS SUPPORT SPECIALIST	EAS-20	1	1	1	0
13	MAINTENANCE ENGINEERING SPECIALIST	EAS-19	1	1	1	0
14	MGR DISTRIBUTION OPERATIONS	EAS-19	1	1	1	0
15	MGR FIELD MAINT OPRNS (LEAD)	EAS-19	1	1	1	0
16	MGR MAINTENANCE OPERATIONS SUPPT	EAS-19	1	0	0	0
17	OPERATIONS SUPPORT SPECIALIST	EAS-18	1	1	1	0
18	OPERATIONS SUPPORT SPECIALIST	EAS-17	2	2	2	0
19	SUPV DISTRIBUTION OPERATIONS	EAS-17	23	21	21	0
20	SUPV MAINTENANCE OPERATIONS	EAS-17	9	9	9	0
21	SUPV TRANSPORTATION OPERATIONS	EAS-17	3	2	2	0
22	NETWORKS SPECIALIST	EAS-16	2	1	1	0
23	SECRETARY (FLD)	EAS-12	1	1	1	0
24						
25						
26						
27						
28						
29						
30						
31						
32						
33						
34						

47					
48					
49					
50					
51					
52					
53					
54					
55					
56					
57					
58					
59					
60					
61					
62					
63					
64					
65					
66					
67					
68					
69					
70					
71					
72					
73					
74					
75					
76					
77					
78					
79					
	Total	60	55	55	0

Retirement Eligibles: 14

Position Loss: 0

Total PCES/EAS Position Loss: (1) (This number carried forward to the *Executive Summary*)

rev 11/05/2008

Staffing - Craft

Last Saved: December 30, 2011

Losing Facility: Campton CSMPC

Finance Number: 201224

Data Extraction Date: 09/20/11

Craft Positions	(1) Casuals/PSEs On-Rolls	(2) Part Time On-Rolls	(3) Full Time On-Rolls	(4) Total On-Rolls	(5) Total Proposed	(6) Difference
Function 1 - Clerk	0	0	0			
Function 4 - Clerk	0	4	2	6	6	0
Function 1 - Mail Handler	0	0	0			
Function 4 - Mail Handler	0	0	0			
Function 1 & 4 Sub-Total	0	4	2	6	6	0
Function 3A - Vehicle Service	0	0	0			
Function 3B - Maintenance	0	0	2	2	2	0
Functions 67-69 - Lmtd/Rehab/WC	0	0	0			
Other Functions	0	0	2	2	2	0
Total	0	4	6	10	10	0

Retirement Eligibles: 0

Gaining Facility: Louisville P&DC

Finance Number: 204789

Data Extraction Date: 09/20/11

Craft Positions	(7) Casuals/PSEs On-Rolls	(8) Part Time On-Rolls	(9) Full Time On-Rolls	(10) Total On-Rolls	(11) Total Proposed	(12) Difference
Function 1 - Clerk	59	0	324	383	383	0
Function 1 - Mail Handler	21	9	208	238	238	0
Function 1 Sub-Total	80	9	532	621	621	0
Function 3A - Vehicle Service	4	0	40	44	44	0
Function 3B - Maintenance	0	0	117	117	117	0
Functions 67-69 - Lmtd/Rehab/WC	0	0	4	4	4	0
Other Functions	0	0	5	5	5	0
Total	84	9	698	791	791	0

Retirement Eligibles: 215

Total Craft Position Loss: 0 (This number carried forward to the *Executive Summary*)

(13) Notes: _____

rev 11/05/2008

Maintenance

Last Saved: December 30, 2011

Losing Facility: Campton CSMPC

Gaining Facility: Louisville P&DC

Date Range of Data: Jul-01-2010 : Jun-30-2011

Workhour Activity	(1) Current Cost	(2) Proposed Cost	(3) Difference
LDC 36 Mail Processing Equipment	\$ 0	\$ 0	0
LDC 37 Building Equipment	\$ 0	\$ 0	0
LDC 38 Building Services <i>(Custodial Cleaning)</i>	\$ 149,952	\$ 149,952	0
LDC 39 Maintenance Operations Support	\$ 0	\$ 0	0
LDC 93 Maintenance Training	\$ 0	\$ 0	0
Workhour Cost Subtotal	\$ 149,952	\$ 149,952	0
Other Related Maintenance & Facility Costs	Current Cost	Proposed Cost	Difference
Total Maintenance Parts, Supplies & Facility Utilities	\$ 35,754	\$	(35,754)
Adjustments <i>(from "Other Curr vs Prop" tab)</i>	\$	0	
Grand Total	\$ 185,706	\$ 149,952	(35,754)

Workhour Activity	(4) Current Cost	(5) Proposed Cost	(6) Difference
LDC 36 Mail Processing Equipment	\$ 5,683,125	\$ 5,683,125	0
LDC 37 Building Equipment	\$ 866,473	\$ 866,473	0
LDC 38 Building Services <i>(Custodial Cleaning)</i>	\$ 2,377,112	\$ 2,377,112	0
LDC 39 Maintenance Operations Support	\$ 594,447	\$ 594,447	0
LDC 93 Maintenance Training	\$ 93,288	\$ 93,288	0
Workhour Cost Subtotal	\$ 9,614,444	\$ 9,614,444	0
Other Related Maintenance & Facility Costs	Current Cost	Proposed Cost	Difference
Total Maintenance Parts, Supplies & Facility Utilities	\$ 2,307,707	\$ 2,307,707	0
Adjustments <i>(from "Other Curr vs Prop" tab)</i>	\$	0	
Grand Total	\$ 11,922,151	\$ 11,922,151	0

Annual Maintenance Savings: \$35,754 (This number carried forward to the Executive Summary)

(7) Notes: _____

Transportation - PVS
Last Saved: December 30, 2011

Losing Facility: Campton CSMPC
Finance Number: 201224
Date Range of Data: 07/01/10 -- to -- 06/30/11

Gaining Facility: Louisville P&DC
Finance Number: 204789

	(1) Current	(2) Proposed	(3) Difference
PVS Owned Equipment			
Seven Ton Trucks			0
Eleven Ton Trucks			0
Single Axle Tractors			0
Tandem Axle Tractors			0
Spotters			0
PVS Transportation			
Total Number of Schedules			0
Total Annual Mileage			0
Total Mileage Costs			\$0
PVS Leases			
Total Vehicles Leased			0
Total Lease Costs			\$0
PVS Workhour Costs			
LDC 31 (617, 679, 764)	\$0	\$0	\$0
LDC 34 (765, 766)	\$0	\$0	\$0
Adjustments (from "Other Curr vs Prop" tab)		\$0	
Total Workhour Costs	\$0	\$0	\$0

	(4) Current	(5) Proposed	(6) Difference
PVS Owned Equipment			
Seven Ton Trucks			0
Eleven Ton Trucks			0
Single Axle Tractors			0
Tandem Axle Tractors			0
Spotters			0
PVS Transportation			
Total Number of Schedules			0
Total Annual Mileage			0
Total Mileage Costs			\$0
PVS Leases			
Total Vehicles Leased			0
Total Lease Costs			\$0
PVS Workhour Costs			
LDC 31 (617, 679, 764)	\$284,644	\$284,644	\$0
LDC 34 (765, 766)	\$3,298,570	\$3,298,570	\$0
Adjustments (from "Other Curr vs Prop" tab)		\$0	
Total Workhour Costs	\$3,583,214	\$3,583,214	\$0

PVS Transportation Savings (Losing Facility):

PVS Transportation Savings (Gaining Facility):

Total PVS Transportation Savings: <<<< (This number is summed with Total from 'Trans-HCR' and carried forward to the Executive Summary as Transportation Savings)

(7) Notes: _____

1	2	3	4	5	6	7
Route Numbers	Current Annual Mileage	Current Annual Cost	Current Cost per Mile	Proposed Annual Mileage	Proposed Annual Cost	Proposed Cost per Mile
Totals	212,209			97,083		

8	9	10	11	12	13	14
Route Numbers	Current Annual Mileage	Current Annual Cost	Current Cost per Mile	Proposed Annual Mileage	Proposed Annual Cost	Proposed Cost per Mile
Totals	0			0		

Proposed Trip Impacts	Current Losing	Moving to Gain (-)	Other Changes (+/-)	Trips from Gaining	Proposed Result

Proposed Trip Impacts	Current Gaining	Moving to Lose (-)	Other Changes (+/-)	Trips from Losing	Proposed Result

HCR Annual Savings (Losing Facility): \$204,582

HCR Annual Savings (Gaining Facility): \$0

Total HCR Transportation Savings: \$204,582

<<== (This number is summed with Total from 'Trans-PVS' and carried forward to the Executive Summary as Transportation Savings)

rev 11/05/2008

MPE Inventory

Last Saved: December 30, 2011

Lossing Facility: Campton CSMPC

Gaining Facility: Louisville P&DC

Data Extraction Date: _____

Equipment Type	(1) Current Number	(2) Proposed Number	(3) Difference
AFCS			
AFCS200			
AFSM - ALL			
APPS			
CIOSS			
CSBCS			
DBCS			
DBCS-OSS			
DIOSS			
FSS			
SPBS			
UFSM			
FC / MICRO MARK			
ROBOT GANTRY			
HSTS / HSUS			
LCTS / LCUS			
LIPS			
MPBCS-OSS			
TABBER			
PIV			
LCREM			

Equipment Type	(4) Current Number	(5) Proposed Number	(6) Difference	(7) Equipment Change	(8) Relocation Costs
AFCS	4	5	1	#VALUE!	
AFCS200				#VALUE!	
AFSM - ALL	3	4	1	#VALUE!	
APPS				#VALUE!	
CIOSS	3	4	1	#VALUE!	
CSBCS				#VALUE!	
DBCS	20	18	(2)	#VALUE!	
DBCS-OSS				#VALUE!	
DIOSS	4	9	5	#VALUE!	
FSS				#VALUE!	
SPBS	3	2	(1)	#VALUE!	
UFSM				#VALUE!	
FC / MICRO MARK				#VALUE!	
ROBOT GANTRY				#VALUE!	
HSTS / HSUS	1	1	0	#VALUE!	
LCTS / LCUS		1	1	#VALUE!	
LIPS				#VALUE!	
MPBCS-OSS				#VALUE!	
TABBER				#VALUE!	
PIV	37	37	0	#VALUE!	
LCREM	1	1	0	#VALUE!	

Mail Processing Equipment Relocation Costs from Losing to Gaining Facility: \$0 (This number is carried forward to *Space Evaluation and Other Costs*)

(9) Notes: _____

Customer Service Issues

Last Saved: January 6, 2012

Losing Facility: Campton CSMPC

5-Digit ZIP Code: 41301

Data Extraction Date: 10/31/11

1. Collection Points

Number picked up before 1 p.m.
 Number picked up between 1-5 p.m.
 Number picked up after 5 p.m.
 Total Number of Collection Points

3-Digit ZIP Code:		3-Digit ZIP Code:		3-Digit ZIP Code:		3-Digit ZIP Code:	
Current		Current		Current		Current	
Mon. - Fri.	Sat.	Mon. - Fri.	Sat.	Mon. - Fri.	Sat.	Mon. - Fri.	Sat.
14	33						
35	16						
3	3						
52	52	0	0	0	0	0	0

2. How many collection boxes are designated for "local delivery"?

0

3. How many "local delivery" boxes will be removed as a result of AMP?

N/A

4. Delivery Performance Report

% Carriers returning before 5 p.m.

Quarter/FY	Percent
Gov Q1 2011	100.0%
Gov Q2 2011	100.0%
Gov Q3 2011	100.0%
Gov Q4 2011	100.0%

5. Retail Unit Inside Losing Facility (Window Service Times)

	Current		Proposed	
	Start	End	Start	End
Monday	8:00	16:00	8:00	16:00
Tuesday	8:00	16:00	8:00	16:00
Wednesday	8:00	16:00	8:00	16:00
Thursday	8:00	16:00	8:00	16:00
Friday	8:00	16:00	8:00	16:00
Saturday	8:00	12:00	8:00	12:00

6. Business (Bulk) Mail Acceptance Hours

	Current		Proposed	
	Start	End	Start	End
Monday	8:00	15:30	8:00	15:30
Tuesday	8:00	15:30	8:00	15:30
Wednesday	8:00	15:30	8:00	15:30
Thursday	8:00	15:30	8:00	15:30
Friday	8:00	15:30	8:00	15:30
Saturday				

7. Can customers obtain a local postmark in accordance with applicable policies in the *Postal Operations Manual*?

Yes

8. Notes: This workbook models Campton as a hub for SCF 413-414.

Gaining Facility: Louisville P&DC

9. What postmark will be printed on collection mail?

Line 1 LOUISVILLE KY 402

Line 2 DD MMM YYY PM M L/T

rev 6/18/2008

Space Evaluation and Other Costs

Last Saved: December 30, 2011

Losing Facility: Campton CSMPC

Space Evaluation

1. Affected Facility

Facility Name: _____
Street Address: _____
City, State ZIP: _____

2. Lease Information. (If not leased skip to 3 below.)

Enter annual lease cost: _____
Enter lease expiration date: _____
Enter lease options/terms: _____

3. Current Square Footage

Enter the total interior square footage of the facility: _____
Enter gained square footage expected with the AMP: _____

4. Planned use for acquired space from approved AMP

5. Facility Costs

Enter any projected one-time facility costs: _____
(This number shown below under One-Time Costs section.)

6. Savings Information

Space Savings (\$): _____
(This number carried forward to the *Executive Summary*)

7. Notes

One-Time Costs

Employee Relocation Costs: _____

Mail Processing Equipment Relocation Costs: **\$0**
(from MPE Inventory)

Facility Costs: **\$0**
(from above)

Total One-Time Costs: **\$0**
(This number carried forward to *Executive Summary*)

Remote Encoding Center Cost per 1000

Losing Facility: Campton CSMPC

Gaining Facility: Louisville P&DC