



Postal Service Mail.dat Technical Specification

Version 12.4

Release 30 and 31

April 10, 2012

PREFACE

This document is a comprehensive technical guide that outlines steps for exchanging electronic data with the *PostalOne!*® system using the Mail.dat® file format. The intended audience is business mailers who create/use mailing data in the preparation and/or production of business mail and who also want to send that electronic mailing data to the *PostalOne!* system for the purpose of conducting business electronically in lieu of the hardcopy forms and processes that were traditionally used in business mail acceptance. Although this technical specification provides an overview of the *PostalOne!* system, the intended recipient of this document is the person or team that will make necessary technical infrastructure preparations/alterations and conduct testing to ensure Mail.dat electronic data is consistently and reliably sent to the *PostalOne!* system. This document only discusses this form of electronic data exchange.

This technical specification is organized as follows: Chapter 1 provides an overview of the *PostalOne!* program benefits, the basic requirements for participation in the program, and how to apply for participation. Chapters 2 and 3 provide detailed technical information about the *PostalOne!* application. Chapter 4 provides information on who to contact for help. Appendices A, B, C, and D contain technical information about the electronic data used by or returned by the system. Appendix D contains error messages. Appendix E details how to perform necessary Periodicals calculations, Appendix F notes issues specific to Customer/Supplier Agreement (CSA) contracts, and Appendix G includes mappings of the Mail.dat input to the postage statements. **Appendix H includes information about the June 10, 2012 Release 30 (Summer Major).**

On behalf of the *PostalOne!* team, we welcome you into the program. You will be joining many other business mailers who are successfully using the *PostalOne!* system to improve the collaboration with the U.S. Postal Service®. We welcome your feedback and look forward to working with you.

PostalOne!, USPS, U.S. Postal Service, United States Postal Service, First-Class Mail, Standard Mail, and Priority Mail are registered trademarks, and Postal Service is a trademark of the United States Postal Service. IDEAlliance and Mail.dat are registered trademarks of the International Digital Enterprise Alliance, Inc. (IDEAlliance). Sun, Sun Microsystems, and Java are trademarks or registered trademarks of Sun Microsystems, Inc. Microsoft, Microsoft Windows, and Microsoft Internet Explorer are registered trademarks of Microsoft Corporation. All other trademarks used are the property of their respective owners.

TABLE OF CONTENTS

DOCUMENT CHANGE HISTORY	10
1. PROGRAM OVERVIEW	36
2. SENDING PROPERLY CONFIGURED MAIL.DAT FILES	38
2.1 KEY TECHNICAL REQUIREMENTS.....	39
2.1.1 Internet Connection.....	39
2.1.2 Formatted Mail.dat files.....	39
2.1.3 Methods of Transferring Files (Manual and Batch).....	39
2.1.4 Technical/Operational Prerequisites.....	39
2.1.4.1 Hardware.....	41
2.1.4.2 Software.....	41
2.1.4.3 Network.....	42
2.1.4.4 Information/Manuals.....	42
2.1.4.5 User License Code.....	42
2.1.4.6 CRIDs and MIDs.....	42
2.1.4.7 Security Certificates.....	42
2.1.4.8 Collaboration.....	43
2.2 CONFIGURING MAIL.DAT FILES FOR PROCESSING.....	43
2.2.1 Mail.dat Submission Process.....	43
2.2.1.1 File Validation and Upload.....	43
2.2.1.2 Server Validation and Upload.....	43
2.2.1.3 Reports and Postage Statement Generation.....	43
2.2.1.4 Verification.....	44
2.2.1.5 Finalization.....	44
2.2.2 Required Files and Fields.....	44
2.2.3 Relationship Constraints Description.....	45
2.2.3.1 Header File.....	45
2.2.3.2 Segment File.....	46
2.2.3.3 Mailer Postage Account.....	46
2.2.3.4 Component File.....	47
2.2.3.5 Component Characteristics Record File.....	48
2.2.3.6 Mailpiece Unit File.....	51
2.2.3.7 Mailpiece Component Record File.....	52
2.2.3.8 Postage Account Record File.....	52
2.2.3.9 Walk Sequence Record.....	53
2.2.3.10 Container Summary Record File.....	54
2.2.3.11 Intelligent Mail Range Record.....	57
2.2.3.12 Container Quantity Record.....	57
2.2.3.13 Package Quantity Record.....	58
2.2.3.14 Piece Detail Record.....	58
2.2.3.15 Piece Barcode Record.....	60
2.2.3.16 Original Container Information Record.....	60
2.2.4 Copalletization Validation Constraints.....	61
2.2.4.1 Example of Virtual Bundle Assignment in the OCI File for Bundle-based Copalletization.....	62
2.2.4.2 Mixed eDocumentation Copalletization Scenarios.....	63
2.2.5 MLOCR Validation Constraints.....	64
2.2.6 Periodicals Validations.....	65
2.2.6.1 Periodicals Pricing for Letters.....	68
2.2.6.2 Combined Mail of Periodicals with Standard Mail Flats.....	69
2.2.7 Full-service.....	72
2.2.7.1 Full-service Data Distribution.....	72
2.2.7.2 Full-Service, Mixed Full-Service, Basic, and POSTNET Mailings.....	75
2.2.8 Flats Sequencing System (FSS) Preparation.....	76
2.2.9 Unsupported Mailing Cases.....	82

2.3	POSTAGE PAYMENT	83
2.3.1	Postage Statement Generation.....	83
2.3.1.1	Non-Periodicals Key Postage Statement Generation Fields.....	83
2.3.1.2	Periodicals Key Postage Statement Generation Fields.....	85
2.3.2	Postage Statement Mapping.....	87
2.3.2.1	Non-Periodicals Postage Statement Mapping - Mailing Group Summary Information	87
2.3.2.2	Non-Periodicals Postage Statement Mapping - Mailer Information.....	88
2.3.2.3	Non-Periodicals Postage Statement Mapping - Mailing / Postage Summary Information	89
2.3.2.4	Periodicals Postage Statement Mapping - Mailing Group Summary Information	90
2.3.2.5	Periodicals Postage Statement Mapping - Mailer Information	91
2.3.2.6	Periodicals Postage Statement Mapping - Mailing Information.....	91
2.3.3	Permit Roles	93
2.3.4	Additional Postage	94
2.3.4.1	Presort & MLOCR Regular (2-pass) Files:	94
2.3.4.2	MLOCR One-Pass Files:	95
2.3.5	Non-Incidental Enclosures	95
2.3.6	Combined Mail	96
2.4	TYPICAL FILE FORMATTING PROBLEMS	96
2.5	SENDING JOB UPDATES	97
2.5.1	Rules for Sending Container Status Updates	98
2.5.2	Job Updates	100
2.5.3	Transportation Updates.....	101
2.5.4	Rules for Sending Header Status Updates	102
2.6	POSTAGE STATEMENT STATUSES	104
3.	POSTALONE! MAIL.DAT CLIENT SOFTWARE	106
3.1	INSTALLATION AND CONFIGURATION	106
3.1.1	Overview of the <i>PostalOne!</i> Mail.dat Client.....	106
3.1.2	System Requirements	106
3.1.3	Performance Considerations.....	107
3.1.4	<i>PostalOne!</i> Mail.dat Client Memory Settings.....	108
3.1.5	How Much Memory to Allocate	108
3.1.6	How to Allocate More Memory	110
3.1.7	Troubleshooting Memory Allocation.....	110
3.1.8	Sources for Information on Memory Allocation	111
3.1.9	Mail.dat Client 64 Bit Mode	111
3.1.10	How to Use a Web Proxy	112
3.1.11	Batch Client Automatic Updates	113
3.1.12	Supporting Multiple <i>PostalOne!</i> Environments	114
3.1.13	Installation (Windows and Solaris UNIX)	114
3.1.14	Program Updates	117
3.2	TRANSFERRING FILES MANUALLY	117
3.2.1	Validating Files	117
3.2.2	Validation Log Errors.....	118
3.2.3	Performing the File Transfer Manually	118
3.2.4	Additional Logging.....	120
3.3	BATCH PROCESSING.....	120
3.3.1	Batch Mode	120
3.3.2	Receipt Polling	121
3.3.3	Status Receipt File Naming.....	122
3.3.4	Setting Up the <i>PostalOne!</i> Windows Mail.dat Client to Work in Batch Mode	122
3.3.5	Receipt Polling Configuration	124
3.3.5.1	Configuration and Setup	124
3.3.5.2	Invoking Batch Processing or Receipt Polling Using A Scheduler	126
3.3.5.3	Invoking Batch from Another Program.....	127
3.3.5.4	Stopping the Program	128

3.3.5.5 Setting Up Batch Mode for Solaris UNIX	128
3.3.6 References	128
3.3.6.1 Command Line Options	128
3.3.6.2 Batch Files (Windows) and Shell Scripts (UNIX).....	129
3.3.6.3 MDRSettings.conf Settings	130
4. POSTALONE! SYSTEM HELP DESK	134
APPENDIX A. STATUS RECEIPT FILE LAYOUT	135
A-1 STATUS RECEIPT FILE CONTENT	135
A-2 RECORD FORMAT	135
A-3 POSTAGE STATEMENT FILTER	145
APPENDIX B. MAIL.DAT FILE DEFINITIONS	147
APPENDIX C. MAIL.DAT FIELD VALIDATION	150
HEADER RECORD	151
SEGMENT RECORD	154
MAIL PIECE UNIT	160
Mail Piece Unit – Class Values	163
Mail Piece Unit – Flat Machinability Values for Periodicals Mailings	163
MPU/C RELATIONSHIP RECORD	163
MAILER POSTAGE ACCOUNT RECORD	165
COMPONENT RECORD.....	168
Component Record - Issue Date Values.....	171
Component Record – Addressed Supplement Scenarios	172
Component Record – Classroom Publication Scenario.....	175
COMPONENT CHARACTERISTICS RECORD (MAIL.DAT 12-1)	175
CONTAINER SUMMARY RECORD	177
Container Summary Record - Container Type Values.....	184
Container Summary Record - Container Level Values	185
Container Summary Record - Entry Point for Entry Discount.....	187
ORIGINAL CONTAINER IDENTIFICATION RECORD.....	188
INTELLIGENT MAIL RANGE RECORD.....	188
CONTAINER QUANTITY RECORD.....	191
CQT RATE CATEGORY AND QUALIFICATION REPORT PRICE LEVEL	194
PACKAGE QUANTITY RECORD	199
Package Quantity Record - Package Level Values	200
WALK SEQUENCE RECORD.....	201
PIECE BARCODE RECORD	202
PIECE DETAIL RECORD.....	202
POSTAGE ADJUSTMENT RECORD	204
APPENDIX D. ERROR MESSAGES.....	207
ISSUE RESOLUTION.....	207
PROCESSING ORDER.....	208
MAIL.DAT CLIENT	208
MAIL.DAT SERVER ERRORS.....	270
MAIL.DAT PRE-VALIDATION ERRORS:.....	274
APPENDIX E. PERIODICALS PROCEDURES	276
AD % BASIS	276
ADVERTISING PERCENTAGE TREATMENT	279
EDITION WEIGHT WORKSHEET	279
ADVERTISING PERCENTAGE WORKSHEET	279
PERIODICALS POSTAGE – ADDITIONAL FEATURES	280
STANDARD MAIL POSTAGE FOR PENDING PERIODICALS.....	281
APPENDIX F. CUSTOMER/SUPPLIER AGREEMENT PROCEDURES	282

APPENDIX G. MAPPING MAIL.DAT FIELDS TO POSTAGE STATEMENTS.....	284
WEIGHT VALIDATIONS.....	284
First Class Mail.....	284
Periodicals and Pending Periodicals.....	285
Standard Mail.....	285
Package Services.....	287
KEYS TO THE MAPPINGS.....	288
FIRST-CLASS MAIL (RELEASE 29).....	289
PERIODICALS (RELEASE 29).....	293
STANDARD MAIL (RELEASE 29).....	301
PACKAGE SERVICE (RELEASE 29).....	323
APPENDIX H. RELEASE 31 FUNCTIONALITY.....	328
MAIL.DAT VERSIONS AND DATES.....	328
LABELING LIST.....	ERROR! BOOKMARK NOT DEFINED.
POSTAGE STATEMENT MAPPINGS: MIXED CLASS AND REGULAR PERIODICALS.....	ERROR! BOOKMARK NOT DE
MSP ENROLLMENT VALIDATIONS.....	339
INDEX.....	330

LIST OF FIGURES

Figure 2-1. The <i>PostalOne!</i> System - Electronic collaboration via the Internet.....	38
Figure 2-2. Postage Payment Roles.....	94
Figure 2-3. Sending Job Updates to the <i>PostalOne!</i> System.....	98
Figure 3-1. <i>PostalOne!</i> Mail.dat Client Sign In Screen.....	115
Figure 3-2. <i>PostalOne!</i> Mail.dat Client Main Screen.....	116
Figure 3-3 - <i>PostalOne!</i> Mail.dat Client Settings Screen.....	117
Figure 3-4 - <i>PostalOne!</i> Mail.dat Client Batch Settings Screen.....	123
Figure 3-5 - Receipt File Settings.....	125

LIST OF TABLES

Table 1- 1. Releases and Mail.dat Versions.....	36
Table 2-1. RAM Requirements Based on Net Job Size.....	41
Table 2-2. Requirements for Number of Pieces in Trays.....	56
Table 2-3: Example OCI File (Selected Values) at the Consolidator.....	62
Table 2-4: Example CSM File (Selected Values) at the Consolidator.....	63
Table 2-5: Periodicals Pricing for Letters.....	68
Table 2-6. Data Distribution Fields (PDR with CPT and MCR).....	72
Table 2-7. Data Distribution Fields (PDR with MPA).....	73
Table 2-8. Data Distribution Fields (IMR).....	74
Table 2-9. Required Field Values for Full-Service.....	75
Table 2-10: Periodicals Pricing for FSS Preparation.....	76
Table 2-11: Periodicals Pound Charges for FSS Preparation.....	78
Table 2-12: Standard Mail Pricing for FSS Preparation.....	79
Table 2-13: Bound Printed Matter Pricing for FSS Preparation.....	81
Table 2-14. Key Postage Statement Generation Fields for Non-Periodicals.....	83
Table 2-15. Key Master Postage Statement Consolidation Fields for Non-Periodicals.....	84
Table 2-16. Key Postage Statement Generation Fields for Periodicals.....	85
Table 2-17. Key Postage Statement Consolidation Fields for Periodicals.....	86
Table 2-18. Key Verification Statement Consolidation Fields for Periodicals.....	87
Table 2-19. Mailing Group Summary Information Fields.....	87
Table 2-20. Mailer Information – Non Periodicals.....	88
Table 2-21. Mailing / Postage Summary Information – Non Periodicals.....	89
Table 2-22. Mailing Group Summary Information Fields.....	90
Table 2-23. Mailer Information - Periodicals.....	91
Table 2-24. Mailing Information - Periodicals.....	91
Table 2-25. Presort and MLOCR Regular ID Requirements.....	95

Table 2-26. MLOCR One-Pass ID Requirements	95
Table 2-27. Enclosure Payment Settings	95
Table 2-28. Files Included in Original and Update Transfers	97
Table 2-29. Allowable CSM Container Status Values	98
Table 2-30. Allowable CSM Transportation Update Values	101
Table 2-31. File and Record Level Status Values	102
Table 2-32. Postage Statement Statuses	104
Table 3-1. JVM Option Recommendations for Different JVM Heaps	106
Table 3-2 PDR, PQT, and CQT and Requirements for Optimum Performance.....	108
Table 3- 4. Command Line Options	128
Table 3- 5. Batch Processing Files	129
Table 3- 6. Batch Processor Settings	130
Table B-1. Mail.dat Files and Definitions	147
Table C- 1. ASCII Symbols Allowed	150
Table C- 2. Header Record - HDR.....	151
Table C- 3. Segment Record - SEG	154
Table C- 4. Mail Piece Unit - MPU	160
Table C- 5. Supported Mail Piece Unit - Class Values	163
Table C- 6. Flat Machinability Values for Periodicals	163
Table C- 7. MPU/C Relationship Record - MCR.....	163
Table C- 8. Mailer Postage Account Record - MPA	165
Table C- 9. Component Record - CPT	168
Table C- 10. Suggested Issue Date Values by Frequency.....	172
Table C- 11. Component Characteristics Record – CCR (Mail.dat 12-1).....	175
Table C-12. Container Summary Record - CSM	177
Table C- 13. Container Type Values.....	185
Table C- 14. Container Level Values.....	185
Table C- 15. Entry Point for Entry Discount - Facility Type Values	187
Table C- 16 . Original Container Identification Record – OCI.....	188
Table C- 17. Intelligent Mail Range Record - IMR	189
Table C- 18. Container Quantity Record - CQT.....	191
Table C- 19. Periodicals In-County – Rate Category and Corresponding Price Level.....	194
Table C- 20. Periodicals Outside-County – Rate Category and Corresponding Price Level	195
Table C- 21. Standard Mail – Rate Category and Corresponding Price Level.....	196
Table C- 22. First-Class Mail – Rate Category and Corresponding Price Level	198
Table C- 23. Parcel Post – Rate Category and Corresponding Price Level.....	199
Table C- 24. Package Quantity Record - PQT	199

Table C- 25. Package Level Values.....	200
Table C- 26. Walk Sequence Record - WSR.....	201
Table C- 27. Piece Barcode Record	202
Table C- 28. Piece Detail Record - PDR	202
Table C- 29. Postage Adjustment Record - PAR.....	204
Table D- 1. Mail.dat Client Error Messages.....	208
Table D- 2. Mail.dat Client Warning Messages	269
Table D-3. Mail.dat Server Error Messages	270
Table D-4. Mail.dat Server Warning Messages.....	273
Table D-5. Mail.dat Pre-validation Error Messages	274
Table F- 1. CSA Data Integration with Mail.Dat.....	282

Document Change History

These are the changes from RIBBS Version 12.3 (April 10, 2012) to RIBBS Draft Version 12.4 (March 27, 2012).

Section #	Title	Description
2.2.3.1	Header File	<p>Changed:</p> <p>From:</p> <ul style="list-style-type: none"> • The <i>PostalOne!</i> system will accept a First-Class Commercial Plus mailing when the following conditions are met: <ul style="list-style-type: none"> ○ .hdr IDEAlliance Version field is populated with "09-1", "11-1" or "11-2" ○ .seg Class Defining Preparation field is populated with '1' (First-Class) ○ .seg Principal Processing Category is populated with 'PF' (Parcel First-Class) ○ .mpu Rate Schedule is populated with 'P' (Commercial Plus). <p>To:</p> <ul style="list-style-type: none"> • The <i>PostalOne!</i> system will accept a First-Class Commercial Plus mailing when the following conditions are met: <ul style="list-style-type: none"> ○ .hdr IDEAlliance Version field is populated with "11-2", "12-1" or "12-2" ○ .seg Class Defining Preparation field is populated with '1' (First-Class) ○ .seg Principal Processing Category is populated with 'PF' (Parcel First-Class) ○ .mpu Rate Schedule is populated with 'P' (Commercial Plus).
2.2.3.4	Mobile Commerce Personalization Promotion	<p>Added:</p> <p>To claim and receive the 2012 Mobile Commerce Barcode promotion (2 % discount off total postage for First-Class Mail or Regular Standard Mail, or Nonprofit Standard Mail pieces bearing the two dimensional mobile barcode) set the CQT Service Level Indicator to "B" or "F" values to indicate the presence of the IMb, and in the CCR Characteristic field, populate "MB" for Mail.dat 12-1 or "MI" for 12-2. All of the pieces on a postage statement must have the mobile barcode to qualify for the promotion. For combined mail where the owner is identified, use the MPA Customer Reference ID to generate the postage statements so that all pieces on a postage statement have the mobile barcode. Mailing Agents and Mail Owners must populate the CRID of Preparer field and CRID of Mail Owner field in the</p>

Section #	Title	Description
		MPA.
2.2.3.5	Component Characteristics Record File	<p>Changed:</p> <p>From:</p> <p>In January for Mail.dat 12-1, the CCR Characteristic value, Mobile Interactive = MI is designated for the Mobile Interactive Barcode.</p> <p>To:</p> <p>In January for Mail.dat 12-1, the CCR Characteristic value, Mobile Interactive = MB is designated for the Mobile Interactive Barcode.</p>
2.3.1.1	Table 2-14. Key Postage Statement Generation Fields for Non-Periodicals	<p>Removed:</p> <p>Key Postage Statement Generation Fields for Non-Periodicals:</p> <p>SEG</p>
Appendix C	Table C- 17. Intelligent Mail Range Record – IMR	Added footnote: The IMR will be completely phased out by July 2013.

These are the changes from RIBBS Draft Version 12.3 (March 16, 2012) to RIBBS Draft Version 12.2 (March 5, 2012).

Section #	Title	Description
Preface		<p>Changed:</p> <p>From: Appendix H includes information about the January 8, 2012 Release 29 for the January 22 price change.</p> <p>To: Appendix H includes information about the June 10, 2012 Release 30 (Summer Major).</p>
2.2.1.5	Finalization	<p>Changed:</p> <p>From: If the Mail.dat file contained any full-service mailpieces the finalization causes the Mail.dat file information to be sent to the Seamless Acceptance and Service Performance (SASP) system for processing. The SASP system delivers the start-the-clock information and the Address Change Service information to the Postal Service and the mailers.</p> <p>To: If the Mail.dat file contained any full-service mailpieces the finalization causes the Mail.dat file information to be sent to the Seamless Acceptance and Service Performance (SASP) system for processing. The SASP system delivers the start-the-clock information and the Address Change Service information to the Postal Service and the mailers. Starting with Release 31, finalization of a Mail.dat file with non full-service mailpieces will also cause the Mail.dat file information to be sent to the</p>

Section #	Title	Description
		Seamless Acceptance and Service Performance (SASP) system for processing.
2.2.3.4	Mobile Commerce Personalization Promotion	<p>Changed: Mobile Barcode to Mobile Commerce and Personalization Promotion</p> <p>From:</p> <p>For the Mobile Interactive Barcode, the By/For fields must be populated in the Mail.dat CQT and MPA files. Mail Service Providers who do mailings for clients are required to accept the MSP legal declaration through the BCG (Incentive Program service) and register (their own CRIDs) for the Mobile Interactive Barcode Incentive. These MSP CRIDs are used by the Mailing Agent (MSP) to populate the "By" field of the eDoc By/For relationship as defined in the Mail.dat CQT and MPA files. Refer to Appendix H.</p> <p>To:</p> <p>The By/For fields must be populated: CRID of Preparer field and CRID of Mail Owner field in the MPA file. Mail Service Providers who do mailings for clients are required to accept the MSP legal declaration through the BCG (Incentive Program service) and register (their own CRIDs) for the Mobile Interactive Barcode Incentive. These MSP CRIDs are used by the Mailing Agent (MSP) to populate the CRID of Preparer field in the MPA. Refer to Appendix H.</p> <p>Added:</p> <ul style="list-style-type: none"> • Other requirements: • Eligible Mail Classes - Standard Mail® and First-Class Mail® • Mail Categories – letters, flats and cards only • Mail Preparation – Presort and Automation (for Automation, letters/flats must have Intelligent Mail barcodes) • Permit Type – Permit, Metered Postage Affixed and Precancelled • Mail Service Providers (MSP) and Mail Owners must be identified using Preparer CRID and Mail Owner CRID in By/For (MPA file) • Commingled, co-mailed and combined mailings are allowed – separate postage statements are required. <p>Changed from:</p> <p>There are three Interactive Barcode enrollment methods that allow MSPs to enroll their clients: one is through Mail.dat and Mail.XML eDoc submissions, through the Business Customer Gateway and Mail.XML IncentiveEnrollmentCreateRequest Message (Mail.XML version 12.X).</p> <ul style="list-style-type: none"> • Incentive Program Enrollment through BCG Incentive Programs requires that the MSP accept the MSP legal

Section #	Title	Description
		<p>declaration through the BCG (Incentive Program service), then optionally upload a file containing their clients' identifiers, e.g., CRID, MID, or Permit Number.</p> <ul style="list-style-type: none"> eDoc enrollment using Mail.dat (or Mail.XML) also requires the MSP to accept the MSP legal declaration; MSP client enrollment occurs in real-time when eDocs are submitted. <i>PostalOne!</i> will validate that the MSP CRID in the eDoc is enrolled as an MSP, proceeds to enroll the client(s) in the interactive barcode incentive based on the "For" field data, and will only then extend the discount if there are no system Warnings. <i>PostalOne!</i> will perform By/For Warning validations for the Interactive Barcode Incentive and generates a) By/For Warning (for MSP CRID not registered, invalid client Permit numbers, MID or CRIDS) and b) By/For Conflicts (same logic used in Full-Service). <i>PostalOne!</i> will process the eDoc in the case for Warnings and will not extend the incentive discount. For all incentives in general, an MSP or Mail Owner can use the new Mail.XML IncentiveEnrollmentCreateRequest Message to enroll (June 2012 - Release 10 Mail.XML v12.X). Note the MSP to perform legal declaration step prior to using this message. <i>PostalOne!</i> will validate that when the submitter selects the MSPIndicator message element of "Yes", the requesting submitter must be registered as a Mail Service Provider. If the submitter is not a valid Mail Service Provider then <i>PostalOne!</i> will reject the IncentiveEnrollmentCreateRequest. In the case where the requesting submitter selects the MSPIndicator message element of "No", then the requesting submitter will be treated as a mail owner who is registering for one or more incentive program(s). <p>To:</p> <p>There are three methods for MSPs to register their clients for the Mobile Commerce promotion: one is through the Business Customer Gateway as discussed, Mail.dat and Mail.XML eDoc submissions, and by the new Mail.XML Incentive Enrollment Create Request Message.</p> <ul style="list-style-type: none"> Incentive Program Enrollment through the BCG requires that the MSP accept the MSP legal declaration and promotion terms through the BCG (Incentive Program service) at least 24 hours prior to presenting the first qualifying mailing. eDoc enrollment using Mail.dat (or Mail.XML) also requires the MSP to accept the MSP legal declaration and promotion terms through the BCG at least 24 hours prior to presenting the first qualifying mailing. An MSP can then enrollment their clients in real-time when eDocs claiming the promotion are submitted. During postage statement finalization, <i>PostalOne!</i> will validate that the MSP CRID in the eDoc is enrolled as an MSP, proceed to enroll the client(s) in the Mobile Commerce

Section #	Title	Description
		<p>promotion based on the "For" field data in the eDoc, and will only then calculate the discount if there are no system Warnings. <i>PostalOne!</i> will perform By/For Warning validations for the Mobile Commerce promotion and generates Warning for MSP CRIDs that are not registered and for invalid CRIDs. <i>PostalOne!</i> will process the eDoc in the case for Warnings (i.e., not fail files and not extend the Mobile Commerce promotion). Note: Mail Owner (clients) need not be pre-registered if the MSP is pre-registered and the MSP completes the By/For.</p> <ul style="list-style-type: none"> For all incentives in general, an MSP or Mail Owner can use the new Mail.XML Incentive Enrollment Create Request Message to enroll (June 2012 - Release 10 Mail.XML v12.0A). Submitters imply they have read and agreed to the promotion terms posted on the BCG.
Appendix C	Table C- 18. Container Quantity Record - CQT	<p>Changed Rate Category</p> <p>From:</p> <p>Standard Mail Parcels: A,B,D,PE,PG, PI,PK,PM,PQ,PR,P5,P6,P7,P8</p> <p>To:</p> <p>Standard Mail Marketing Parcels and Standard Mail Irregular Parcels: A,B,D,PE,PG, PI,PK,PM,PQ,PR,P5,P6,P7,P8</p>
Appendix C	Table C- 17. Intelligent Mail Range Record – IMR	Added Note: In 12-2 the IMR record is daggered.
Appendix C	Table C-12. Container Summary Record - CSM	<p>Added new Fields, Acceptable Values and Notes:</p> <p>Presort Labeling List Effective Date Last Used Labeling List Effective Date Presort City-State Publication Date Last Used City-State Publication Date Presort Zone Chart Matrix Publication Date Last Used Zone Chart Matrix Publication Date Last Used Mail Direction Publication Date</p>
Appendix C	Table C- 11. Component Characteristics Record – CCR (Mail.dat 12-1, 12-2)	<p>Changed Acceptable Values for Characteristics field:</p> <p>From:</p> <p>Content: CT, RR, NF, DC, PS, RT, MI, NP, Incentive: SS, MT, VV, VP, RE, PI, SB Fee: OS, GS, PP</p> <p>To:</p> <p>For 12-1 following values are supported: Content: CT, RR, NF, DC, PS, RT, MI, NP,</p>

Section #	Title	Description
		<p>Incentive: SS, MT, VV, VP, RE, PI, SB Fee: OS, GS, PP</p> <p>For 12-1 (Errata 12.1.0.3) following values are supported: Content: CT, RR, NF, DC, PS, RT, MI, NP Incentive: CA, RC, DV, RO, MB, SS, MT, VV, VP, RE, PI, SB, IV Fee: OS, GS, PP</p> <p>Added new field: Characteristic Type field (12-2 onwards),;Acceptable Value: Alphanumeric ; Valid values: "C" = Content "I" = Incentive "F" =Fee</p> <p>For 12-2 following values are supported: CT, SS, OS, RR, MT, GS, NF, VV, PP, DC, VP, PS, RE, RT, PI, MI, SB, NP, IV</p>
Appendix C	Table C- 9. Component Record - CPT	<p>Added Notes</p> <p>Component - Rate Type field: The <i>PostalOne!</i> System will ignore the Priority Mail values: T1, T2, T3, T4, T5, E7, E8. These values were added to 12-2.</p> <p>Postal Price Incentive ID field: Note: the Postal Price Incentive ID is daggered in 12-2</p> <p>Standard Parcel Type field: For 12-2 the values are: M = Marketing, F = Not a Marketing parcel, BLANK = Not a Standard Parcel</p>
Appendix C	Table C-4 Mail Piece Unit - MPU	<p>Added to Notes</p> <p>Postal Price Incentive ID field: Note: the Postal Price Incentive ID is daggered in 12-2</p> <p>Postal Price Incentive Type field: Note: the Postal Price Incentive Type is daggered in 12-2</p> <p>Standard Parcel Type field: For 12-2 the values are: M = Marketing, F = Not a Marketing parcel, BLANK = Not a Standard Parcel</p>
Appendix C	Table C-3 Mail Piece Unit - MPU	<p>Added to Mail Piece Unit - Rate Type Notes: The <i>PostalOne!</i> System will ignore the Priority Mail values: T1, T2, T3, T4, T5, E7, E8. These values were added to 12-2.</p>
Appendix C	Table C- 8. Mailer Postage Account Record - MPA	<p>Changed Mail Owner's Lcl Permit Ref Num / Int.l Bill Num field</p> <p>From: Numeric</p> <p>To: Numeric (11-1, 11-2, 12-1) Alphanumeric (12-2)</p>
Appendix C	Table C-3 Segment Record -SEG	<p>Added: Bypass Seamless Acceptance (12-2 only)</p> <p>"Y" = Yes; Blank = No</p>

Section #	Title	Description
		This field will allow a mailer to indicate a mailing that does not meet the criteria for Seamless Acceptance from a facility that participate under normal circumstances.
Appendix C	Table C-3 Segment Record -SEG	<p>Added:</p> <p>Information Exchange Field</p> <p>For 12-2. Optional. This field is for the exchange of private information between sender and catcher.</p>
Appendix C	Table C-3 Segment Record -SEG	<p>Change Mail Facility ID Field</p> <p>From:</p> <p>Mail Facility ID (09-1) eDoc Sender CRID (11-1 and 11-2)</p> <p>To:</p> <p>Mail Facility ID (09-1) eDoc Sender CRID (11-1, 11-2, 12-1 and 12-2)</p> <p>Added to Notes:</p> <p>The size of the eDoc Sender CRID is changed from 10 to 12 characters.</p>
Appendix D	Table D- 1. Mail.dat Client Error Messages	<p>Updated Error Codes:</p> <p>0739, 1010, 3924, 3925, 3926, 3927, 3929, 3930, 3937, 3938, 3947, 3950, 4204, 4205, 4277, 4299</p> <p>Added:</p> <p>D-2 for Mail.dat Client Warning Messages: 4387, 4388, 4389</p> <p>D-4 Mail.dat Server Warning Messages: 7125, 7126, 7127</p> <p>Removed Error Code: 2400</p>
Appendix H	Release 31 Functionality	<p>Changed</p> <p>From:</p> <p>MSP Enrollment Validations</p> <p>The <i>PostalOne!</i> system shall create an enrollment record based on the mail owner By field of the By/For relationship as defined in the Mail.dat CQT and MPA files for an incentive (triggered using Mail.dat CCR Characteristic type value I = Incentive. <i>PostalOne!</i> will validate that the MSP is already enrolled as an MSP in the Incentive Program system. In order to process any eDoc with incentives, the system will require the By/For identification data elements in eDoc for Non Full-Service mail. The system will perform By/For validations and generate a) the By/For Warning (for invalid MID or CRIDS) and b) the By/For Conflict data. The system will process the eDoc in case there was a Warning in the mail owner registration process.</p> <p>To:</p> <p>MSP Enrollment Validations</p>

Section #	Title	Description
		<p>If the Mail.dat CCR Characteristic Type field is I=Incentive and CCR Characteristic field is a valid incentive and the MSP (defined by CRID of Preparer field in MPA) has declared itself a MSP (through the Business Customer Gateway), the <i>PostalOne!</i> system for Mobile Barcode Incentive mailings will attempt to create a client enrollment record based on the mail owner CRID of Mail Owner field in the MPA file for an incentive. <i>PostalOne!</i> will validate that the MSP is already enrolled as an MSP in the Incentive Program system. In order to process any eDoc with CCR where the Characteristic Type field = I, the system will require the By/For identification data elements: CRID of Preparer field and CRID of Mail Owner field in the MPA record. The system will perform By/For warning for invalid CRIDs. The system will process the eDoc (i.e., not reject the file) and will not include the incentive discount if there is a warning.</p> <p>Added:</p> <p>Metered Postage Affixed and Precancelled</p> <p>The QR Barcode (Mobile Interactive Technology) Incentive Program, which was offered last summer, is extended to metered and precancelled permit type for the 2012 Mobile Commerce and Personalization Promotion.</p> <p>Mailings with postage paid by metered or precancelled stamp postage will have the percentage discount deducted from the additional postage due. Price at which Postage is affixed must be “Neither” when the mailing is based on authorized Special Postage Payment Systems, Value Added Refund & Combined Value Added Refund mailings.</p> <p>For authorized customer who use Special Postage Payment Systems, Value Added Refund and Combined Value Added Refund mailings, Meter Lowest, Neither, or Correct are available options. Value Added Refund mailings may have postage affixed at any qualifying automation or presort price. The incentive discount will be included with the VAR amount and returned to the authorized Mail Service Provider. VAR is only available for First-Class and Standard Mail Letters.</p> <p>To affix the appropriate postage reflecting the reduced promotion prices, these authorized customers must select “Neither” and use the amount listed in the table below for each piece in the mailing.</p>
Document Change History		<p>Removed Entries:</p> <p>Changes from RIBBS Draft Version 11.7 (Aug 1, 2011) for release 27 (Jun 26), release 28 (Nov 6) and release 29 (Jan 8) to RIBBS Version 1.8 (Aug 8, 2011).</p>

These are the changes from RIBBS Draft Version 12.2 (March 5, 2012) to RIBBS Draft Version 12.1 (February 28, 2012).

Section #	Title	Description																														
Preface		<p>Change</p> <p>From: Appendix H includes information about the January 8, 2012 Release 29 for the January 22 price change.</p> <p>To: Appendix H includes information about the June 10, 2012 Release 30 (Summer Major).</p>																														
Program Overview	Table 1- 1. Releases and Mail.dat Versions	<p>Changed</p> <p>From:</p> <p style="text-align: center;">Table 1- 2. Releases and Mail.dat Versions</p> <table border="1" style="margin-left: auto; margin-right: auto;"> <thead> <tr> <th>Date</th> <th>Release</th> <th>Mail.dat Versions Available</th> </tr> </thead> <tbody> <tr> <td>Apr 17, 2011</td> <td>26.1</td> <td>09-1 and 11-1</td> </tr> <tr> <td>Jun 26, 2011</td> <td>27</td> <td>09-1 and 11-1</td> </tr> <tr> <td>Nov 6, 2011</td> <td>28</td> <td>11-1 and 11-2</td> </tr> <tr> <td>Jan 8, 2012</td> <td>29</td> <td>11-2 and 12-1</td> </tr> </tbody> </table> <p>To:</p> <p style="text-align: center;">Table 1- 3. Releases and Mail.dat Versions</p> <table border="1" style="margin-left: auto; margin-right: auto;"> <thead> <tr> <th>Date</th> <th>Release</th> <th>Mail.dat Versions Available</th> </tr> </thead> <tbody> <tr> <td>Jan 8, 2012</td> <td>29</td> <td>11-1 (for updates), 11-2 and 12-1</td> </tr> <tr> <td>Apr 1, 2012</td> <td>30</td> <td>11-2, 12-1</td> </tr> <tr> <td>Jun 10, 2012</td> <td>31</td> <td>11-2 (for updates), 12-1 and 12-2</td> </tr> <tr> <td>Oct 14, 2012</td> <td>32</td> <td>12-1 and 12-2</td> </tr> </tbody> </table>	Date	Release	Mail.dat Versions Available	Apr 17, 2011	26.1	09-1 and 11-1	Jun 26, 2011	27	09-1 and 11-1	Nov 6, 2011	28	11-1 and 11-2	Jan 8, 2012	29	11-2 and 12-1	Date	Release	Mail.dat Versions Available	Jan 8, 2012	29	11-1 (for updates), 11-2 and 12-1	Apr 1, 2012	30	11-2, 12-1	Jun 10, 2012	31	11-2 (for updates), 12-1 and 12-2	Oct 14, 2012	32	12-1 and 12-2
Date	Release	Mail.dat Versions Available																														
Apr 17, 2011	26.1	09-1 and 11-1																														
Jun 26, 2011	27	09-1 and 11-1																														
Nov 6, 2011	28	11-1 and 11-2																														
Jan 8, 2012	29	11-2 and 12-1																														
Date	Release	Mail.dat Versions Available																														
Jan 8, 2012	29	11-1 (for updates), 11-2 and 12-1																														
Apr 1, 2012	30	11-2, 12-1																														
Jun 10, 2012	31	11-2 (for updates), 12-1 and 12-2																														
Oct 14, 2012	32	12-1 and 12-2																														
Table 2-30.	Allowable CSM Transportation Update Values	<p>Changed CSM Field Name</p> <p>From: Container ID</p> <p>To: Display Container ID</p>																														
Appendix C	Table C - 2	<p>Changed: The Notes column for all "File Status" fields</p> <p>From:</p> <p>Required. Must be populated with 'N' or 'O' if the _____ file is not included. If populated with 'O' the record count must be 0.</p> <p>To:</p> <p>Required. Must be populated with 'O' or 'N' if the _____ file is not included. If populated with 'O' the record count must be greater than 0.</p>																														

Section #	Title	Description
Table C-28. Piece Detail Record -PDR	Piece Detail Record IM™ Barcode, Notes	<p>Changed</p> <p>From:</p> <p>If not Full-Service, leave IM™ Barcode blank and fill in the delivery point in the required Piece Barcode.</p> <p>To:</p> <p>If not Full-Service, leave IM™ Barcode blank if other than the IMb and fill in the delivery point in the required Piece Barcode.</p> <p>Added:</p> <p>The PDR-1122 (“IM™ Barcode”) may be populated for Basic mailpieces but it is not required nor processed for full-service.</p>
Appendix D	Table D- 1. Mail.dat Client Error Messages	<p>Added Error Codes:</p> <p>4366, 4367, 4368, 4369, 4370, 4371, 4372, 4373, 4374, 4375, 4376, 4377, 4378, 4379, 4380, 4381, 4382, 4383, 4384, 4385, 4386</p> <p>Updated Error Messages: Error Code 4361</p> <p>From:</p> <p>When Zone Matrix Date field is populated, it must contain a valid date.</p> <p>To: (11-2, 12-1 Version)</p> <p>Date Data Type Error: When the .hdr Zone Matrix Date is populated, it must be a valid date formatted as YYYYMMDD.</p> <p>Updated Error Messages: Error Code 4196</p> <p>From:</p> <p>The .csm Container Type field contains an invalid value; it must contain ‘P’, ‘F’, or ‘S’ for FSS Preparation.</p> <p>To:</p> <p>The .csm Container Type field contains an invalid value; it must contain ‘1’, ‘2’, ‘3’, ‘4’, ‘5’, ‘P’, ‘F’, or ‘S’ for FSS Preparation.</p>
2.2.9	Unsupported Mailing Cases	<p>Removed (as USPS now supports):</p> <p>Move Update method updates.</p> <p>Periodicals Exception to Sacking (DMM section 707.23.4.2). Sacking is not required for bundles prepared for and entered at a DDU when the mailer unloads bundles under (DMM section) 707.28.4.6. Mail presented under this exception is not subject to the container charge (but is still subject to the bundle charges).</p>

Section #	Title	Description
		<p>For MLOCR mailings, postage statements cannot claim the “Single Piece” rate category.</p> <p>Logical container with weight over 9999.9 pounds. Workaround: use 9999.9 pounds. There is no check on weight for logical containers.</p> <p>Reply Rides Free is not supported for metered mailings with mailpiece weights reported at 1 oz. The work around is to report a weight over 1 oz up to 2 oz for these pieces.</p> <p>Added:</p> <p>For the Mail.dat container, Air Box container type that used to support Air Boxes. USPS currently does not support presorting into an Air Box, instead container type is treated as pallet and charged as sack.</p>
2.3.1.1	Non-Periodicals Key Postage Statement Generation Fields	<p>Added to Table 2-14. Key Postage Statement Generation Fields for Non-Periodicals:</p> <p>Included In Other Documentation Field for CSM for Mail.dat 12-2 ONLY</p>
2.2.3.4	Mobile Barcode	<p>Changed</p> <p>From:</p> <p>Mobile Barcode:</p> <p>Beginning in Release 27.0, the new .cpt Postal Price Incentive Type ‘MB’ (Mobile Barcode) will be supported for First-Class and Standard Mail letters and flats mailings for Mail.dat 11-1 and 11-2 files.</p> <ul style="list-style-type: none"> • Mobile barcode must be two-dimensional and readable by a mobile smartphone. One dimensional barcodes do NOT qualify. • Mailing documentation must be submitted electronically and postage must be paid using a permit imprint. • Participating mailers will be required to affirmatively claim this promotion in electronic postage statement submissions, certifying each mailpiece contains a mobile barcode either within, or on the outside of the mailpiece. • All mailpieces in a mailing statement must contain a mobile barcode. If the entire mailing does not contain a mobile barcode, the promotion will be ignored and the discount will not be applied to the postage statement. • With the exception of IMb full-service discount, only one incentive per mailing will apply. • Mobile barcode must be used for marketing and advertising

Section #	Title	Description
		<p>purposes. Mailpieces containing mobile barcodes that convey information about the postage value, destination, sender and machine serial number for security do not qualify.</p> <ul style="list-style-type: none"> • The mobile barcode promotion does not apply to comailings. • The mobile barcode incentive will only be accepted for mailings that having a Postage Statement Mailing Date within the promotion period. If a mobile barcode mailing is submitting with Postage Statement Mailing Dates outside of the promotion period, the job will be rejected. <p>To:</p> <p>In Release 27.0, the.cpt Postal Price Incentive Type 'MB' (Mobile Barcode) is supported for First-Class and Standard Mail letters and flats mailings for Mail.dat 11-1 and 11-2 files.</p> <p>In January for Mail.dat 12-1, the CCR Characteristic value, Mobile Interactive = MI is designated for the Mobile Interactive Barcode. Therefore MI must be populated in the characteristic field, in the CCR. There can only be one incentive per component. There may be zero or many component characteristics for a component in a mailpiece. If more than one Content of Mail in CCR record, must at least contain the Content MI = Mobile Interactive Technology</p> <p>In the June for Mail.dat 12-2, the <i>PostalOne!</i> system will support the .ccr Characteristic Type field, supporting values: C = Content, I = Incentive, or F = Fee. The value MI must be populated in the characteristic field, in the CCR, when the Characteristic Type = I.</p> <p>The 2012 Mobile Barcode promotion provides business mailers with an upfront discount on Standard Mail and First-Class Mail letters, flats, and cards (presort and automation) that include a two-dimensional (2-D) barcode or print/mobile technology that can be read or scanned by a mobile device. The technology must lead the recipient to either:</p> <p>A mobile optimized webpage that allows the recipient to purchase a product or service on the mobile device. The entire purchase and checkout experience must be mobile optimized. Or, A personalized URL, which is a web page that is tailored to an individual recipient. For each recipient on the mailing list, the web address and content of the web page must be unique.</p> <p>Go to section for full reading of the additions.</p>
2.2.3.5	Component Characteristics Record File	<p>Added: Mail.dat 12-2 only (Release 31):</p> <p>In the June 10, 2012, the Postal Service will implement the new Characteristic Type field with values: C=Content, I=Incentive and</p>

Section #	Title	Description
		<p>F=Fees.</p> <ul style="list-style-type: none"> The <i>PostalOne!</i> system shall support following values for CCR Characteristic field when the CCR Characteristic Type field is populated: <p>CT = Catalog DC = DVD/CD or other disk GS = Geographic Surcharge IV = Invoice MI = Mobile Interactive Technology MT = Mailer Type NF = Contents NOT required to be mailed FCM NP = PACT act OS = Operational Surcharge PI = Piece Count PP = Picture Permit Indicia PS = Product Sample RE = Revenue RR = Reply Envelope or Reply Card RT = Round Trip ONLY: One DVD/CD or other disk (can be LT or FL) SB = Small Bus w/% off SS = Seasonal Sale VP = Volume w/price off VV = Volume w/% off</p>

These are the changes from RIBBS Draft Version 12.1 (February 28, 2012) to RIBBS Draft Version 12.0 (December 27, 2011).

Section #	Title	Description
Preface	Preface	<p>Removed:</p> <p>The requirements in this document related to the price change in January 2012 are subject to change at any time up to scheduled implementation date.</p>
2.2.3.10	Container Summary Record File	<p>Added:</p> <p>The system will process the CSM Included In Other Documentation field value: I = Internal co-palletization indicator from the Origin Job - Original Container. The value of 'I' will indicate to the system that will postage statements shall not be required to be finalized prior to submission of the consolidator file set. A CSM update can not contain both values 'O' and 'I' in the CSM Included in Other Documentation field in the same mailing/presort. If the original Included in Other Documentation field in the CSM contains 'O', then 'I' is not an acceptable value; If the original Included in Other Documentation field in the CSM contains 'I' then 'O' is not an acceptable value.</p>

Section #	Title	Description
		The CSM Included In Other Documentation field is a postage statement variable and generates unique Postage Statements for origin submissions of tray based copal or consolidator submission of bundle based copal.
2.2.9	Unsupported Mailing Cases	<p>Removed as USPS now supports the Case:</p> <p>The following mailing cases are not supported using Mail.dat files:</p> <p>Co-mailings with multiple mail classes. This includes the experiment for copalletization of Periodicals and Standard Mail.</p> <p>The Original Container Information (OCI) report for the Mail.dat job submitted by the consolidator for copalletized trays will not show up on the dashboard. The consolidator must provide this report or its equivalent by alternative means. The OCI Report will display on the dashboard for copalletized trays. The consolidator will be required to submit the MPA file with the Permit ZIP+4 and CRID of Preparer included.</p> <p>Metered at lowest or neither rate with postage due paid by a meter strip affixed to postage statement.</p>

These are the changes from RIBBS Draft Version 11.14 (Dec 17, 2011) to RIBBS Draft Version 12.0 (December 27, 2011).

Section #	Title	Description
APPENDIX G	Mapping Mail.dat Fields to Postage Statements	<p>Updated:</p> <p>Moved column for Line Number to be listed next to the Section column.</p> <p>Removed the Rate Category values of '0'. '0' was a place holder this field should be blank, as Rate for those line numbers are driven by other factors.</p> <p>Corrected:</p> <p>Keys to the Mappings for Rate Category for Standard Mail, Marketing Parcels Postage Section G, Lines 10-18.</p> <p>From:</p> <p>(IDEAlliance Piece and Pound Rates)</p> <p>Piece Rates</p> <p>PE = 5-Digit PK = SCF PQ = NDC PR = Mixed NDC</p>

Section #	Title	Description
		<p>To:</p> <p>(IDEAlliance Standard Parcels - Piece Rates)</p> <p>PI = 5-Digit PM = SCF P7 = NDC P8 = Mixed NDC</p>
2.2.3.6	Mailpiece Unit File	<p>Changed:</p> <p>From</p> <p>Election Mail</p> <p>Beginning in Release 29.0, the .mpu Mailpiece Unit – Rate Type ‘V’ will be supported for First-Class Mail for Mail.dat version 12-1 files.</p> <p>To</p> <p>Election Mail</p> <p>In a future release, the .mpu Mailpiece Unit – Rate Type ‘V’ will be supported for First-Class Mail for Mail.dat version 12-1 files.</p>
2.2.3.4	Component File	<p>Changed:</p> <p>From</p> <p>Election Mail</p> <p>Beginning in Release 29.0, the .cpt Component – Rate Type ‘V’ will be supported for First-Class Mail for Mail.dat version 12-1 files.</p> <p>To</p> <p>Election Mail</p> <p>In a future release, the .cpt Component – Rate Type ‘V’ will be supported for First-Class Mail for Mail.dat version 12-1 files.</p>

These are the changes from RIBBS Draft Version 11.13 (Sept. 28, 2011) to RIBBS Draft Version 11.14 (Dec 17, 2011).

Section #	Title	Description
2.2.4	Copalletization Validation Constraints	<p>Added:</p> <p>Beginning in Release 30.0, all origin job trays/bundles that have not been linked with an .oci file or an</p>

Section #	Title	Description
		OriginalContainerLinkageCreateRequest message after 14 days from the Postage Statement Mailing Date will generate warnings on the BIDS system.
Appendix D		<p>Added Error Codes:</p> <p>3815, 4359, 4360, 4361</p> <p>Removed Error Codes:</p> <p>1002</p> <p>Updated Error Messages:</p> <p>Error Code 0569</p> <p>Previous Error Text:</p> <p>For Full-Service Processing, the .csm Container Type field contains an invalid value; the .csm Container Type field must contain 1, 2, 3, 4, 5, S, F, O, T, or E for a Physical Handling Unit or B, U, V, W, Z, H, A, G, D, R, C, or P for a Physical Container when the .seg Logical/Physical Container Indicator is P.</p> <p>Updated Error Text: (11-2, 12-1 Version)</p> <p>For Full-Service Processing, the .csm Container Type field contains an invalid value; the .csm Container Type field must contain 1, 2, 3, 4, 5, S, V, F, O, T, or E for a Physical Handling Unit or B, U, V, W, Z, H, A, G, D, R, C, or P for a Physical Container when the .seg Logical/Physical Container Indicator is P.</p> <p>Error Code 1015</p> <p>Previous Error Text:</p> <p>Required Field Missing: The .seg Move Update Date is required when the .seg Move Update Method is 1, 2, 3, 5 or 8.</p> <p>Updated Error Text: (11-2, 12-1 Version)</p> <p>Required Field Missing: The .seg Move Update Date is required when the .seg Move Update Method is 1, 2, 3 or 5.</p> <p>Error Code 3648</p> <p>Previous Error Text:</p> <p>If the .mcr - Primary MPA ID has an associated .mpa - Postage Payment Method of S, L, C, or M, then the .mpa - Postage Payment Method for the .mcr - Additional Postage MPA ID must be P or G.</p>

Section #	Title	Description
		<p>Updated Error Text: (11-2, 12-1 Version)</p> <p>When the .mcr – Primary MPA ID field is populated with a .mpa MPA – Unique Sequence/Grouping ID that has a Postage Payment method of S, L, C or M, then the .mcr -Additional Payment MPA ID field must be populated with a .mpa MPA – Unique Sequence/Grouping ID that has a Postage Payment Method of P or G.</p> <p>Error Code 3551</p> <p>Previous Error Text:</p> <p>The Total Weight must be 5 digits in the .csm file.</p> <p>Updated Error Text: (11-2, 12-1 Version)</p> <p>The Total Weight must be 12 digits in the .csm file.</p> <p>Error Code 3770</p> <p>Previous Error Text:</p> <p>The Container Gross Weight must be 5 digits in the .csm file.</p> <p>Updated Error Text: (11-2, 12-1 Version)</p> <p>The Container Gross Weight must be 12 digits in the .csm file.</p> <p>Error Code 7060</p> <p>Previous Error Text:</p> <p>The .pdr IM Barcode must be unique below the configurable threshold (2%) when the .csm Container Status is R and the .cqt Service Level Indicator field is F for the specified .csm Container ID.</p> <p>Updated Error Text: (11-2, 12-1 Version)</p> <p>The .pdr IM Barcode must be unique below the configurable threshold (0.5%) when the .csm Container Status is R and the .cqt Service Level Indicator field is F for the specified .csm Container ID.</p> <p>Error Code 7061</p> <p>Previous Error Text:</p> <p>The .pbc Barcode ID must be unique below the configurable threshold (2%) when the .csm Container Status is R and the .cqt Service Level Indicator field is F for the specified .csm Container ID.</p> <p>Updated Error Text: (11-2, 12-1 Version)</p> <p>The .pbc Barcode ID must be unique below the configurable</p>

Section #	Title	Description
		threshold (0.5%) when the .csm Container Status is R and the .cpt Service Level Indicator field is F for the specified .csm Container ID.
Appendix G	Mapping Mail.dat Fields to Postage Statements	Updated: Mappings for Marketing Parcels
Appendix G	Mapping Mail.dat Fields to Postage Statements Rel 26	Removed: Release 26 and Release 26.1 Mappings to Letters and Release 26 Flats (Page 273 and 280 V11-13)

These are the changes from RIBBS Draft Version 11.12 (Sept. 28, 2011) to RIBBS Draft Version 11.13 (Nov 1, 2011).

Section #	Title	Description
Document Change History	History Log Entry	Removed document history log from Draft Version 11.7 (Aug 1, 2011) for release 27 (Jun 26), release 28 (Nov 6) and release 29 (Jan 8) to RIBBS Version 1.8 (Aug 8, 2011).
2.2.3.2	Segment File	Added: Beginning in Release 29.0, the seg Principal Processing Category 'NA' or 'NB' will no longer be supported.
2.2.3.3	Mailer Postage Account	Added: Beginning in Release 29.0, the Account Number field will be supported for Mail.dat version 12-1 files in addition to the Permit Number for payment processing.
2.2.3.4	Component File	Added: Incentives <ul style="list-style-type: none"> • Beginning in Release 29.0, the .cpt Content of Mail field will not be supported for Mail.dat version 12-1 files. • Beginning in Release 29.0, the .cpt Postal Price Incentive Type field will no longer be supported. • Beginning in Release 29.0, the .cpt Postal Price Incentive ID field will no longer be supported. Election Mail Beginning in Release 29.0, the .cpt Component – Rate Type 'V' will be supported for First-Class Mail for Mail.dat version 12-1 files. <ul style="list-style-type: none"> • Election Mail must be First-Class Mail Letters or Cards. • The weight of all First-Class Mail Election Mail letters

Section #	Title	Description
		<p>must be less than or equal to 3oz.</p> <ul style="list-style-type: none"> • At least one .cpt Component – Rate Type must be populated with ‘V’ when the .mpu Mail Piece Unit – Rate Type is populated with ‘V’. • First-Class Election Mail must contain a configurable minimum count set to 200 pieces. • First-Class Election mail will be supported for Full-Service and Non Full-Service mailings.
2.2.3.5	Component Characteristics Record File	<p>Added:</p> <p>A mailing will be processed as Round Trip ONLY: One DVD/CD or other disk when the .mpu Mail Piece Unit – Processing Category field is populated with ‘LT’ or ‘FL’ and the .ccr Characteristics field is populated with ‘RT’.</p>
2.2.3.6	Mailpiece Unit File	<p>Added:</p> <p>Beginning in Release 29.0, the .mpu Mail Piece Unit – Processing Category ‘NA’ or ‘NB’ will no longer be supported.</p> <p>Beginning in Release 29.0, the .mpu Postal Price Incentive Type field will no longer be supported.</p> <p>Beginning in Release 29.0, the .mpu Postal Price Incentive ID field will no longer be supported.</p> <p>Election Mail</p> <p>Beginning in Release 29.0, the .mpu Mail Piece Unit – Rate Type ‘V’ will be supported for First-Class Mail for Mail.dat version 12-1 files.</p> <ul style="list-style-type: none"> • Election Mail must be First-Class Mail Letter or Cards • The weight of all First-Class Mail Election Mail letters must be less than or equal to 3oz. • All .mpu Mail Piece Unit – Rate Types must be ‘V’ when at least on .mpu Mail Piece Unit – Rate Type is populated with ‘V’. • First-Class Election Mail must contain a configurable minimum count set to 200 pieces. • First-Class Election Mail will be supported for Full-Service and Non Full-Service mailings.
2.2.3.12	Container Quantity Record	<p>Added:</p> <p>Beginning in Release 29.0, the .cqt Rate Category values ‘NG’, ‘NK’, ‘N5’, or ‘N6’ will no longer be supported.</p>

Section #	Title	Description
2.2.6	Periodicals Validations	Removed Section 2.2.6.2 – This is repetitive of section 2.2.8
2.2.8	Flats Sequencing System (FSS) Preparation	Added Entry Point for Entry Discount – Facility Type values ‘A’ – ASF and ‘N’ – Not determined to the list of valid values.
Appendix C	Mail.dat Field Validation - Container Quantity Record	<p>Table C-18: Added:</p> <p>MLOCR: N, L2, L1, H, E, L3, L4, S First-Class Mail Flats: E, H, L3, L4, N, or S First-Class Mail Letters: E, H, L1, L2, N, or S Standard Mail Letters: E, H, L1, L2, L7, L8 or S</p> <p>Table C-21: Added a new row for Rate Category ‘S’ Single Piece</p>
Appendix D	Error Messages	<p>Added Error Codes:</p> <p>3631, 4284, 4285, 4286, 4287, 4288, 4289, 4290, 4291. 4295. 4296, 4297, 4299, 4303, 4304, 4305, 4306, 4307, 4308, 4309, 4310, 4311, 4312, 4313, 4314, 4315, 4316, 4317, 4318. 4319, 4320, 4321, 4322, 4323, 4324, 4325, 4326, 4327, 4328, 4329, 4330, 4331, 4332, 4335, 4349, 4351, 4352, 4353, 4354, 4355, 7115</p> <p>Updated Error Messages</p> <p>Error Code 0003</p> <p>Previous Error Text:</p> <p>For Mixed Full-Service Processing, the .mpu Mail Piece Unit - Rate Type contains an invalid value; it must contain B, R, N, S, C, W, or Y.</p> <p>Updated Error Text: (12-1 Version)</p> <p>For Mixed Full-Service Processing, the .mpu Mail Piece Unit – Rate Type contains an invalid value it must contain B, R, N, S, C, W, V, or Y.</p> <p>Error Code 0008</p> <p>Previous Error Text:</p> <p>For Mixed Full-Service Processing, the .cpt Component Rate Type contains an invalid value for First-Class Mail. It must contain R, N, M, I or Z.</p> <p>Updated Error Text: (12-1 Version)</p> <p>For Mixed Full-Service Processing, the .cpt Component Rate Type contains an invalid value for First-Class Mail. It must contain R, N, M, I, V or Z.</p> <p>Error Code 0843</p>

Section #	Title	Description
		<p>Previous Error Text:</p> <p>For MPU File Processing, the MPU Mail Piece Unit - Rate Type contains an invalid value; it must contain R, N, S, C, B, L, F, W, or Y.</p> <p>Updated Error Text (12-1 Version)</p> <p>For MPU File Processing, the MPU Mail Piece Unit – Rate Type contains an invalid value; it must contain R, N, S, C, B, L, F, W, V, or Y.</p> <p>Error Code 0857</p> <p>Previous Error Text</p> <p>For MPU File Processing, the MPU Mail Piece Unit - Rate Type contains an invalid value; it must contain R, E, G, J, K, O, or T when MPU Mail Piece Unit - Class is 1.</p> <p>Updated Error Text (12-1 Version)</p> <p>For MPU File Processing, the MPU Mail Piece Unit – Rate Type contains an invalid value; it must container R or V when MPU Mail Piece Unit – Class is1.</p> <p>Error Code 0860</p> <p>Previous Error Text:</p> <p>Previous Text: For MPU File Processing, the MPU Mail Piece Unit - Processing Category contains an invalid value; it must contain LT, FL, MP, IR, NP, NA, NB, or CM when MPU Mail Piece Unit - Class is 3.</p> <p>Updated Error Text:</p> <p>Updated Text: For MPU File Processing, the MPU Mail Piece Unit - Processing Category contains an invalid value; it must contain LT, FL, MP, IR, NP, or CM when MPU Mail Piece Unit - Class is 3.</p> <p>Error Code 0986</p> <p>Previous Error Text:</p> <p>For .seg File Processing, the .seg Principal Processing Category field contains an invalid value; it must contain LT, FL, CD, CM, NP, MP, IR, NA, NB, or PF.</p> <p>Updated Error Text:</p> <p>For .seg File Processing, the .seg Principal Processing Category field contains an invalid value; it must contain LT, FL, CD, CM, NP, MP, IR, or PF.</p>

Section #	Title	Description
		<p>Error Code 1023</p> <p>Previous Error Text:</p> <p>The Class Defining Preparation is 3 so .seg Principal Processing Category must be LT, FL, MP, IR, NP, NA, NB, or CM.</p> <p>Updated Error Text:</p> <p>The Class Defining Preparation is 3 so .seg Principal Processing Category must be LT, FL, MP, IR, NP, or CM.</p> <p>Error Code 1159</p> <p>Previous Rate Category contains an invalid value, it must contain E, H, L1, L2, L3, L4, L5, L6, N, S, PR, G, or K when .mpu Mail Piece Unit - Class is First-Class Mail.</p> <p>Updated Error Text (12-1 Version)</p> <p>Rate Category contains an invalid value; it must contain E, H, L1, L2, L3, L4, L5, L6, N, S, PR, G, K, or SD when .mpu Mail Piece Unit – Class is First-Class Mail.</p> <p>Error Code 2209</p> <p>Previous Error Text:</p> <p>The Rate Category field contains an invalid value; it must contain A, A1, B, B1, D, D1, E, F, G, H, K, L, N, O, S, Z1, Z2, FB, PE, PG, PI, PK, PM, PQ, PR, P4, P6, P7, P8, L1, L2, L3, L4, L5, L6, L7, L8, NG, NK, N5, or N6.</p> <p>Updated Error Text (12-1 Version)</p> <p>The Rate Category field contains an invalid value; it must contain A, A1, B, B1, D, D1, E, G, H, K, L, N, O, S, Z1, Z2, FB, PE, PG, PI, PK, PM, PQ, PR, P5, P6, P7, P8, L1, L2, L3, L4, L5, L6, L7, L8, or SD.</p> <p>Error Code 3520</p> <p>Previous Error Text:</p> <p>The Component – Rate Type field contains an invalid value; it must contain R, M, Z, or I when Component – Class is 1.</p> <p>Updated Error Text: (12-1 Version)</p> <p>The Component – Rate Type field contains an invalid value; it must contain R, M, Z, V, or I when Component – Class is 1.</p> <p>Error Code 3659</p> <p>Previous Error Text:</p> <p>For .cqt File Processing, the .cqt Rate Category contains an</p>

Section #	Title	Description
		<p>invalid value; it must contain A, B, D, O, PE, PQ, PR, and PM for Standard Mail – Machinable Parcels.</p> <p>Updated Error Text:</p> <p>For .cqt File Processing, the .cqt Rate Category contains an invalid value; it must contain A, B, D, O, PE, PQ, PR, PI, P7, P8, PM, or S for Standard Mail – Machinable Parcels.</p> <p>Error Code 3660</p> <p>Previous Error Text:</p> <p>Rate Category contains an invalid value; it must contain A, B, D, O, P5, P6, P7, P8, PG, PI, PK or PM when Processing Category is Standard Mail – Irregular Parcel.</p> <p>Updated Error Text:</p> <p>Rate Category contains an invalid value; it must contain A, B, D, O, P5, P6, P7, P8, PG, PI, PK, PM, or S when Processing Category is Standard Mail – Irregular Parcel.</p> <p>Error Code 3682</p> <p>Previous Error Text:</p> <p>The Component – Rate Type field contains an invalid value; it must contain R, N, S, C, B, H, M, L, F, I, W, Y, or Z.</p> <p>Updated Error Text: (12-1 Version)</p> <p>The Component – Rate Type field contains an invalid value; it must contain R, N, S, C, B, H, M, L, F, I, V, W, Y, or Z.</p> <p>Error Code 4148</p> <p>Previous Error Text:</p> <p>The .csm Container Level field contains an invalid value; it must contain 'A', 'B', 'C', 'D', 'G', 'H', 'I', 'J', 'M', 'Q', 'R', 'S', 'T', 'U', 'V', 'W', 'X', 'Y', 'AD', 'AE', 'AF', 'AG,', or 'AH' for Periodicals mailpieces when the .seg Class Defining Preparation field is populated with '6'.</p> <p>Updated Error Text:</p> <p>The .csm Container Level field contains an invalid value; it must contain 'A', 'B', 'C', 'D', 'E', 'F', 'G', 'H', 'I', 'J', 'M', 'Q', 'R', 'S', 'T', 'U', 'V', 'W', 'X', 'Y', 'AD', 'AE', 'AF', 'AG,', or 'AH' for Periodicals mailpieces when the .seg Class Defining Preparation field is populated with '6'.</p> <p>Error Code 4149</p> <p>Previous Error Text:</p>

Section #	Title	Description
		<p>The .csm Entry Point for Entry Discount – Facility Type field contains an invalid value, it must contain A, B, or M when the .csm Container Level is populated with AE and the .seg Class Defining Preparation field is populated with 6.</p> <p>Updated Error Text:</p> <p>The .csm Entry Point for Entry Discount – Facility Type field contains an invalid value, it must contain A, B, M, or K when the .csm Container Level is populated with AE and the .seg Class Defining Preparation field is populated with 6.</p> <p>Error Code 4150</p> <p>Previous Error Text:</p> <p>The .csm Entry Point for Entry Discount - Facility Type field contains an invalid value; it must contain 'K', 'L', 'Q', 'I', 'A', 'B', 'S', or 'M' when the .csm Container Level field is populated with 'C', 'R', 'S', 'T', 'U', 'V', 'W', 'X', or 'Y' and the .seg Class Defining Preparation field is populated with '6'.</p> <p>Updated Error Text:</p> <p>The .csm Entry Point for Entry Discount – Facility Type field contains an invalid value; it must contain K, L, Q, I, A, B, S, M, N, or C when the .csm Container Level field is populated with C, R, S, T, U, V, W, X, or Y and the .seg Class Defining Preparation field is populated with 6.</p> <p>Error Code 4151</p> <p>Previous Error Text:</p> <p>The .csm Entry Point for Entry Discount - Facility Type field contains an invalid value; it must contain 'K', 'L', 'Q', 'I', 'A', 'B', 'S', or 'M' when the .csm Container Level field is populated with 'A', 'B', 'D', 'G', 'H', 'I', 'J', 'M', 'N', 'P', or 'Q' and the .seg Class Defining Preparation field is populated with '6'.</p> <p>Updated Error Text:</p> <p>The .csm Entry Point for Entry Discount – Facility Type field contains an invalid value; it must contain K, L, Q, I, A, B, S, M, N, or C when the .csm Container Level field is populated with A, B, D, G, H, I, J, M, N, P, or Q and the .seg Class Defining Preparation field is populated with 6.</p> <p>Error Code 4168</p> <p>Previous Error Text:</p> <p>The .pqt Package Level field contains an invalid value; it must contain 'A', 'B', 'C', 'D', 'F', 'H', 'K', 'L', 'T', 'U', or 'V' for Periodicals mailpieces when the .seg Class Defining Preparation field is</p>

Section #	Title	Description
		<p>populated with '6'.</p> <p>Updated Error Text:</p> <p>The .pqt Package Level field contains an invalid value; it must contain 'A', 'B', 'C', 'D', 'F', 'H', 'K', 'L', 'T', 'U', 'V', or 'X' for Periodicals mailpieces when the .seg Class Defining Preparation field is populated with '6'.</p> <p>Error Code 4189</p> <p>Previous Error Text:</p> <p>The .mpu Mail Piece Unit – Class field contains an invalid value; it must contain '2', '3', or '4' when the .csm Container Level field is populated with 'E' for 'F'.</p> <p>Updated Error Text:</p> <p>The .mpu Mail Piece Unit – Class field contains an invalid value; it must contain '2', '3', '4', or 5 when the .csm Container Level field is populated with 'E' for 'F'.</p> <p>Error Code 4193</p> <p>Previous Error Text:</p> <p>The .csm Entry Point for Entry Discount – Facility Type field contains an invalid value; it must contain B', 'S', 'A', 'D', 'R', 'O', 'E', 'J', 'K', 'L', 'C', or 'Q' for Periodicals for FSS Preparation.</p> <p>Updated Error Text:</p> <p>The .csm Entry Point for Entry Discount – Facility Type field contains an invalid value; it must contain B', 'S', 'A', 'D', 'R', 'O', 'E', 'J', 'K', 'L', 'C', 'Q', or 'N' for Periodicals for FSS Preparation.</p> <p>Error Code 4194</p> <p>Previous Error Text:</p> <p>The .csm Entry Point for Entry Discount – Facility Type field contains an invalid value; it must contain of B', 'S', 'A', 'D', 'O', 'E', 'K', 'L', 'C,' or 'Q' for Standard Mail for FSS Preparation.</p> <p>Updated Error Text:</p> <p>The .csm Entry Point for Entry Discount – Facility Type field contains an invalid value; it must contain of B, S, A, D, O, E, K, L, Q, C, or N for Standard Mail for FSS Preparation.</p> <p>Error Code 4230</p> <p>Previous Error Text:</p> <p>The .mpu Mail Piece Unit Class field contains an invalid value; it</p>

Section #	Title	Description
		<p>must contain '1', or '3' when the .cpt Postal Price Incentive Type field is populated with 'MB'.</p> <p>Updated Error Text:</p> <p>The .mpu Mail Piece Unit Class field contains an invalid value; it must contain '1', '2', or '3' when the .cpt Postal Price Incentive Type field is populated with 'MB'.</p> <p>Error Code 4282</p> <p>Previous Error Text:</p> <p>Rate Category contains an invalid value; it must contain E, H, L1, L2, L3, L4, N, or S for MLOCR letters.</p> <p>Updated Error Text:</p> <p>Rate Category contains an invalid value; it must contain E, H, L1, L2, N, or S for MLOCR letters.</p> <p>Removed Error Code:</p> <p>4212, 4231, 4232, 4233, 7080</p> <p>Removed Error Codes 3630 and 3631 from the Mail.dat Client Warning Table.</p>
Appendix G	Mapping Mail.dat Fields to Postage Statements	<p>Added New Postage Statement Mappings for Release 29.0:</p> <p>First-Class Mail, Periodicals, Standard Mail, and Package Service</p>

1. Program Overview

The *PostalOne!*® system is an electronic suite of services being developed for business mailers by the United States Postal Service® to dramatically improve the mailing process. The system takes advantage of the advances in technology and leverages them to significantly improve and simplify the mailing experience.

One of the ways the system enables customers to electronically send detailed information is using the mailing industry's standardized Mail.dat® format. See the IDEAlliance® Mail.dat specifications at <http://www.idealliance.org/>. Customers using Mail.dat files no longer have to complete manual qualification reports (standardized documentation) or postage statements because these can be automatically generated by the *PostalOne!* System using the information in the Mail.dat file. In fact, much of the acceptance and verification process has been automated, enabling a faster and more accurate method of verifying, accepting, and finalizing postage statements.

Applying for and obtaining access to the *PostalOne!* System is quick and easy. For information on how to apply and obtain access see the User Access to Electronic Mailing Information and Reports Guide available on <http://ribbs.usps.gov/index.cfm?page=intellmailguides>.

Customers with access to the *PostalOne!* system can download the estimated postage, view individual postage statements within a mailing, see a running total of postage statement activity, and view the reconciliation of the information at the end of a mailing information exchange process (mailing job). By automating and incorporating payment processing into the *PostalOne!* System, payments for mailing jobs can be electronically processed with local trust accounts, Centralized Account Payment System (CAPS) trust accounts or CAPS debit accounts. See <http://caps.usps.gov/capshome.asp> for more information on CAPS.

Releases Addressed: This technical specification version covers the following releases and Mail.dat versions:

Table 1- 1. Releases and Mail.dat Versions

Date	Release	Mail.dat Versions Available
Jan 8, 2012	29	11-1 (for updates), 11-2 and 12-1
Apr 1, 2012	30	11-2, 12-1
Jun 10, 2012	31	11-2 (for updates), 12-1 and 12-2
Oct 14, 2012	32	12-1 and 12-2

This technical specification discusses Mail.dat versions 11-2, and 12-1; all of which support the full-service option. Detailed information about the Mail.dat Versions available is at **USPS Support of IDEAlliance Specifications document** now on RIBBS:

https://ribbs.usps.gov/intelligentmail_schedule/documents/tech_guides/specs/IDEAllianceSpecs.pdf

All Mail.dat versions use the same upload client as described in Section 3, *PostalOne! Mail.dat Client Software*. Mailers must successfully complete testing Mail.dat 11-2, 12-1 or 12-2 in the Test Environment for Mailers (TEM), before files can be submitted in the live "Production" environment.

TEM (Test Environment for Mailers): This environment is part of the software approval process for all mailers prior to moving into the Production environment. Mailers must work with the *PostalOne!* Help Desk to start the approval process for their software, and must be approved in the TEM environment,

prior to sending Mail.dat transactions to the Production environment. For further information, see the *Test Environment for Mailers: Checklist and Troubleshooting Guide*, available on <http://ribbs.usps.gov/index.cfm?page=intellmailguides>.

Production Environment: This environment will be used by all customers that have been approved in the TEM environment by the USPS to start sending Mail.dat transactions for postage payment.

As an added benefit, the Transportation Management function of the *PostalOne!* system provides users with the ability to make surface and air transportation assignments, and to route mail in the mailer's own plant. This capability is a great benefit to many of the larger First-Class Mail® customers because they can track mailings more accurately with detailed routing information. This capability includes, but is not limited to, information found in Mail.dat files.

Mail.dat files may be used with Mail.XML to schedule appointments. See the *Postal Service Mail.XML Technical Specification for Appointment Scheduling (FAST)*, available on <http://ribbs.usps.gov/index.cfm?page=intellmailguides>.

Mail.dat files may be used with some postage payment-related Mail.XML messages. See the *Postal Service Mail.XML Technical Specification for Postage Payment and Reporting (eDoc)*, available on <http://ribbs.usps.gov/index.cfm?page=intellmailguides>.

The Mail.dat files may be used with some full-service and profile management Mail.XML messages. See the *Postal Service Mail.XML Technical Specification for Profiles and Full-service Feedback*, available on <http://ribbs.usps.gov/index.cfm?page=intellmailguides>.

2. Sending Properly Configured Mail.dat Files

To successfully conduct business electronically in the *PostalOne!* system, the Mail.dat files sent via the Internet must be in the mailing industry format maintained in the IDEAlliance specification for Mail.dat.

Mail.dat files are processed and stored in the *PostalOne!* system. Postal Service™ personnel access these files over the Internet to conduct business and to support verification and acceptance procedures. The *PostalOne!* System uses the Mail.dat files to generate postage statements, qualification reports, reconciliation reports, eInduction reports and other reports for customers who have presented mailings to the Postal Service and displays that information to the customers. Postal Service acceptance clerks review the generated qualification reports and postage statements together with the physical mail in the mail verification and acceptance process.

The figure below illustrates the relationship between the system and its users. It shows how business mailers submit mailing data to the *PostalOne!* System and how that data is retrieved by Postal Service business mail entry units.

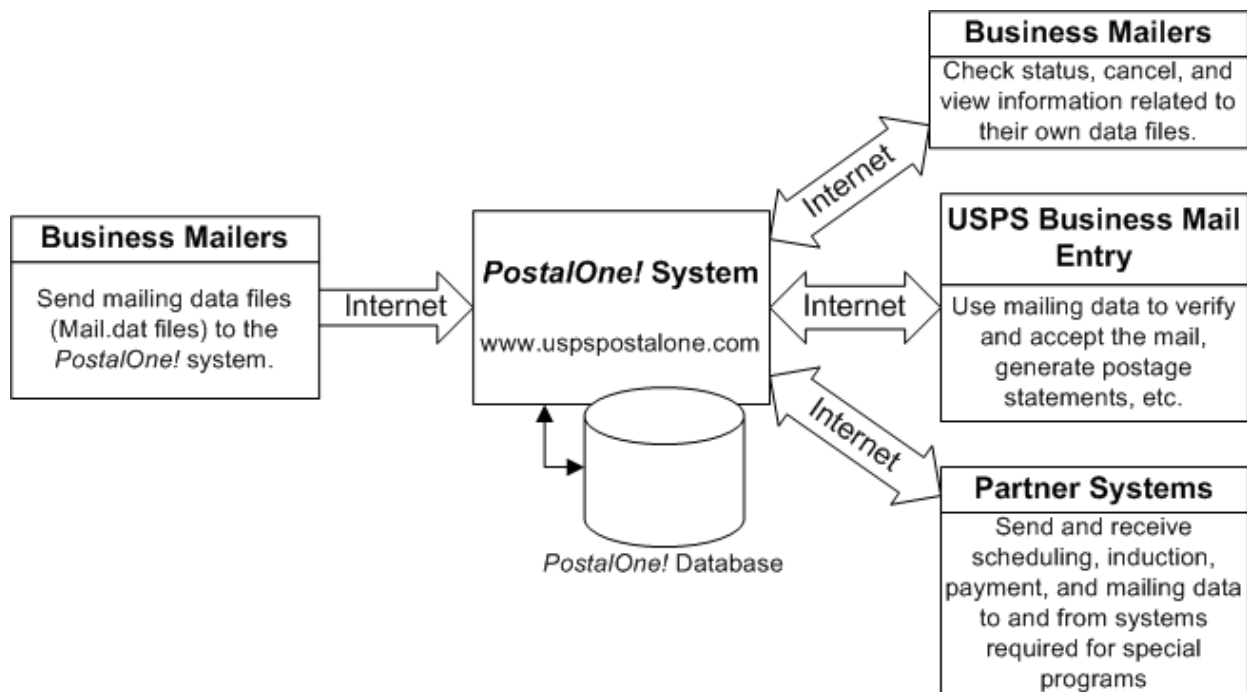


Figure 2-1. The *PostalOne!* System - Electronic collaboration via the Internet

Note: Mail.dat is a registered trademark of International Digital Enterprise Alliance, Inc. (IDEAlliance®) 2001-2011. IDEAlliance (<http://www.idealliance.org/>) is a not-for-profit membership organization. IDEAlliance advances core technology to develop standards and best practices to enhance efficiency and speed information across the end-to-end digital media supply chain - creation, production, management, and delivery of knowledge-based multimedia content - digitally and in print.

2.1 Key Technical Requirements

2.1.1 Internet Connection

The minimum required speed for connectivity is 56kps. For optimal performance, the *PostalOne!* team suggests that users with file sizes greater than one megabyte (MB) use some form of high-speed Internet access, such as T1 line, DSL, cable modem, etc.

Note: Some service providers grant users faster download than upload speeds. As the file transfer tool is uploading, rather than downloading, files, limits placed on upload speed may impact performance. Users with long upload times may want to review their Internet connection speeds to see if the issue is the upload limits placed by their service providers.

2.1.2 Formatted Mail.dat files

To participate in the *PostalOne!* program, the files and fields must comply with the *PostalOne!* implementation of the *Mail.dat File Specification*. *PostalOne!* validation and business rules for Mail.dat may differ from what is identified in the Mail.dat specification. Additional technical details concerning Mail.dat file format and content, as used by the *PostalOne!* system, are provided in Section 2.2, Configuring Mail.dat files for Processing.

Participants must successfully transfer supported versions of Mail.dat files to the Testing Environment for Mailers (TEM) *PostalOne!* System before transferring Mail.dat files to the Production *PostalOne!* System.

2.1.3 Methods of Transferring Files (Manual and Batch)

The *PostalOne!* system provides a choice of transfer methods for Mail.dat files. Mailing data files can be transferred manually (*manual*) or unattended (*batch*).

Manual mode for Mail.dat 11-2 and later. In manual mode, customers log on to their client application, select the files they want to send, and then upload them. This mode is called manual because a person must actively use the software client provided by the *PostalOne!* system and be present while the files are transferred. See the *PostalOne!* Mail.dat Client Software for instructions to download the *PostalOne!* Mail.dat Client used for all Mail.dat versions in manual mode.

Batch mode for Mail.dat 11-2 and later. Customers must download and configure the new software client. See the *PostalOne!* Mail.dat Client Software for instructions to download the *PostalOne!* Mail.dat Client used for all versions of Mail.dat in batch mode. When using batch mode, the *PostalOne!* servers return file transfer status feedback to the sender's workstation automatically. The feedback information (receipt file) is written to the client's workstation in either XML or ASCII text formats. A third format, enhanced XML, is supported. The receipt files may be loaded into a spreadsheet or your own database for storage and viewing. For more information on the receipt file format and its contents, see Appendix A. Status Receipt File Layout.

Note: If network failure prevents validation from completing, the system will attempt to reconnect to the network and resubmit the batch job a configurable number of times, currently set to three times. A delay, currently set to five minutes, will occur between each submission to provide time for the network issue to resolve. Files will not fail validation until all resubmissions have failed.

2.1.4 Technical/Operational Prerequisites

As previously discussed, the system is Internet-based and the basis for conducting business electronically for the successful exchange of mailing data information between business mailers and the

Postal Service. As a result, an Internet-based infrastructure must exist that is compatible with the *PostalOne!* system.

This section provides details on all of the technical and operational prerequisites necessary to successfully send mailing data files to the system. Topical areas include:

Hardware prerequisites. The base requirements for the hardware elements of the computer system that will access and send mailing data files to the *PostalOne!* system such as the recommended physical memory amounts. For more information on hardware prerequisites, see Section 2.1.4.1 *Hardware*.

Software prerequisites. The base requirements for the software elements of the computer system that will access and send mailing data files to the *PostalOne!* system, such as browser software versions. For more information on software prerequisites, see Section 2.1.4.2, *Software*

Networking prerequisites. The base requirements for the networking elements of the computer system that will access and send mailing data files to the system, such as firewall settings. For more information on network prerequisites, see Section 2.1.4.3, *Network*.

Mail.dat prerequisites. The base requirements for the actual files sent are in the IDEAlliance *Mail.dat File Specification*. The *PostalOne!* system complies with the IDEAlliance *Mail.dat File Specification*. As a result, Mail.dat files must comply with this specification and the additional business and validation rules implemented by the *PostalOne!* system and noted in this technical specification. This document notes any instances where the *PostalOne!* system differs from the Mail.dat specification, and supersedes the specification in all such instances. For more information, see Section 2.1.4.4, *Information/Manuals*.

Participants must successfully transfer Mail.dat files to the Testing Environment for Mailers (TEM) *PostalOne!* System before transferring Mail.dat files to the Production *PostalOne!* System.

User License Code (ULC) prerequisites. To use Mail.dat, the company must have a ULC, also called a Provider Code. Business mailers using Mail.dat should already have a ULC; if not, they need to get one before continuing. For more information, see Section 2.1.4.5, *User License Code*.

CRID and MID prerequisites. To use Mail.dat, a Customer Registration ID (CRID) is required, a Mailer ID (MID) is optional. For more information, see Section 2.1.4.6, *CRIDs and MIDs*.

Optional digital certificate prerequisites. Digital security certificates are not required for Mail.dat files. For digital certificate requirements, see Sections 2.1.4.7 *Security Certificates and Additional Logging*

In addition to the Validation Log, by default the Mail.dat Client will create two other log files, the Client Log file (default location: C:\client.log) and the Debug Log (default location: C:\debug.log). The Client Log file will contain informational messages, warnings and errors that the Mail.dat Client outputs while running. The Debug Log file contains the same information as the Client log file, as well as debugging level information. If users are interested in monitoring logging of the Mail.dat Client, they can monitor the Client Log file for events. The Debug Log is used by the *PostalOne!* Help Desk while investigating issues.

Users may also find it useful to monitor the Standard Out and Standard Error streams when the Client is running. All Debug level and above events are output to Standard Out.

The Mail.dat Client uses the log4j logging system to generate log events. These settings can be customized by modifying the log4j.properties files in the config folder. The log4j system is an industry standard Java logging library. More information can be found here: <http://logging.apache.org/log4j/1.2/index.html>.

2.1.4.1 Hardware

The minimum workstation requirements to send data files are a PC with a Pentium IV 1 GHz processor, Microsoft® Windows® 95/98/2000/XP operating system, and 256 MB RAM. Depending on the size of the Mail.dat job, RAM requirements vary. The table below details the RAM requirements:

Table 2-1. RAM Requirements Based on Net Job Size

Net Size of Mail.dat Job (MB) *	Recommended Physical RAM
0 – 10	64 MB
11 – 25	128 MB
26 – 50	256 MB
> 50	>1024 MB

* The net size of a Mail.dat job is calculated as the "total size of all files" associated with a job, minus the size of the PQT, SNR, and PDR files.

For Mail.dat jobs with a large total file size, file transmission may result in an "Out of Memory" error on the Mail.dat client software. To resolve this issue, modify the Java™ Virtual Machine (JVM) memory arguments, and then retry the transmission. For more information on how to modify the JVM memory settings, see Section 2.1.3 for manual mode and batch mode. For detailed information on physical RAM and JVM memory recommendations with *PostalOne!* Mail.dat client software, see Section 3.1.5.

Note: UNIX workstations can also be used to send mailing data files in Batch processing mode. For more details, see Additional Logging.

In addition to the Validation Log, by default the Mail.dat Client will create two other log files, the Client Log file (default location: C:\client.log) and the Debug Log (default location: C:\debug.log). The Client Log file will contain informational messages, warnings and errors that the Mail.dat Client outputs while running. The Debug Log file contains the same information as the Client log file, as well as debugging level information. If users are interested in monitoring logging of the Mail.dat Client, they can monitor the Client Log file for events. The Debug Log is used by the *PostalOne!* Help Desk while investigating issues.

Users may also find it useful to monitor the Standard Out and Standard Error streams when the Client is running. All Debug level and above events are output to Standard Out.

The Mail.dat Client uses the log4j logging system to generate log events. These settings can be customized by modifying the log4j.properties files in the config folder. The log4j system is an industry standard Java logging library. More information can be found here: <http://logging.apache.org/log4j/1.2/index.html>.

Beginning in Release 27.0, the Mail.dat Client Application will be supported on a Windows 7 environment.

2.1.4.2 Software

Windows workstations used for transferring files should be configured using the following software:

A text editor or third-party Mail.dat viewer. This software is necessary to analyze the contents of the Mail.dat files and resolve any file format or content problems reported by the *PostalOne!* system.

For Mail.dat versions 09-1 and above, the Java version is automatically installed and must be at least 1.5.

The Batch Processor has a different requirement. For information about batch mode requirements, see *PostalOne! Mail.dat Client Software*.

2.1.4.3 Network

The File Transfer software (Manual mode) uses http/https protocol to communicate through ports 80 and 443. If firewall settings prevent http/https communication through ports 80 and 443, reconfigure the firewall to allow this traffic. Port 443 is the standard port for https communication.

The *PostalOne! Mail.dat* client software can be configured to work through a proxy server when needed. See section 3.1.10 for proxy-related configuration steps.

2.1.4.4 Information/Manuals

To accurately configure the Mail.dat files, use this technical specification and the *Mail.dat File Specification*, Version 09-1, 11-1, 11-2, and 12-1. The *Mail.dat File Specification* is a key document from IDEAlliance. As a nonprofit organization, IDEAlliance charges a nominal fee to license the file specification. The fee covers the costs of changes, updates, printing, and notifications to customers. The current copy of the Mail.dat specification is available to download at <http://www.idealliance.org/specifications/maildat>.

For technical support, contact the *PostalOne!* Customer Support team. See Chapter 4, *PostalOne!* System Help Desk, for contact information.

2.1.4.5 User License Code

To participate in the *PostalOne!* program, obtain a valid User License Code (ULC) (sometimes called a provider code) from IDEAlliance, who assigns a ULC to each Mail.dat user. The ULC uniquely identifies the customer to the Postal Service. Customers who generate, update, or pass along Mail.dat files for subsequent use must have a ULC. The Postal Service systems treat the User License Code or provider code as case sensitive.

2.1.4.6 CRIDs and MIDs

With Mail.dat, use the CRID (Customer Registration ID) and MIDs (Mailer IDs) assigned by the USPS to track individual customer locations uniquely and to track a mailer within an IMB (Intelligent Mail, Barcode). For a Full-Service option mailing, the mailer will provide these IDs to the *PostalOne!* system through the Mail.dat file.

Users who do not log into the Business Customer Gateway (BCG) once a month could have their account disabled due to inactivity.

2.1.4.7 Security Certificates

The *PostalOne!* system uses Secure Sockets Layer (SSL) Version 3.0 to transfer files safely over the Internet. SSL is a secure enhancement to the standard Transmission Control Protocol/Internet Protocol (TCP/IP). It uses a combination of cryptographic processes to authenticate the host computers, and to encrypt and decrypt data transferred between them.

Security certificates are not required for Mail.dat transmissions, batch or manual.

2.1.4.8 Collaboration

The IDEAlliance Mail.dat Work Group collaborates with the Postal Service to find solutions for new business needs in future releases. All Mail.dat licensees may participate in the Mail.dat Discussion Forum on the IDEAlliance collaborative Web site (<http://pmstage.free-com.at/pmstage/index.php>). Any *PostalOne!* system user may join the Mailers' Technical Advisory Committee (MTAC) User Group 1 for the *PostalOne!* system, SASP and Intelligent Mail, by contacting the leaders of the group.

2.2 Configuring Mail.dat files for Processing

This section provides details about the *Mail.dat File Specification* as they relate to data elements used by the *PostalOne!* system. Specifically, it covers required files and fields, typical problems, sending job updates, and file processing. The *PostalOne!* System requirements comply with and are additional to the IDEAlliance *Mail.dat File Specification*. For more information about obtaining this specification and other specifications, see Section 2.1.4.4, Information/Manuals.

2.2.1 Mail.dat Submission Process

The Mail.dat submission process involves five steps. These steps are file validation and upload, server validation and upload, report and postage statement generation, verification of the mailing, and finalization (billing) of postage. Payment for postage occurs as a separate process. At the time of postage statement finalization, funds must be available in either a Centralized Account Payment System (CAPS) account or a local trust account. A description of the five steps follows.

2.2.1.1 File Validation and Upload

Customers must download the Mail.dat Client to their machine. The Mail.dat Client validates the fields in the files and uploads the files to the database after successful validation. If validation is not successful, error messages are returned to indicate which fields have incorrect values. The validations performed are listed in Appendix C, Mail.dat Field Validation.

2.2.1.2 Server Validation and Upload

Server validations are performed to further verify the correct values in the fields. Some fields may only be checked for correctness with processing on the server side. If the file passes server validation, it is uploaded to the database. If the file fails server validation, error messages are returned to the user. The error messages for both the client and the server validation appear in Appendix D, Error Messages. The Postal Wizard Tables are populated using the Mail.dat data. These tables are the same tables used to generate postage statements no matter how the data is entered: Postal Wizard, BMEU manual entry, Mail.XML or Mail.dat.

2.2.1.3 Reports and Postage Statement Generation

The Mail.dat client displays upload status, Qualification Report generation status, and Postage Statement generation status. The CSM Container Status determines what reports to generate. The original status generates Qualification Reports and for Periodicals the Container and Bundle report. The preliminary status in addition to the reports generated for the original status generates the estimated postage statements. Estimated postage statements are provided for customer convenience and are not used by the Postal Service. The ready-to-pay status requires the original or preliminary status was sent previously and generates the postage statements to be finalized and billed. A transportation status may be sent after the ready-to-pay status to update container information and detailed shipping information.

2.2.1.4 Verification

The Postal Service mail acceptance personnel perform the initial mail verification. If applicable based on the evaluation of the performance based verification module, the Postal Service mail acceptance personnel perform an In-Depth Verification. The Postal Service and the mailer resolve any outstanding issues. Some issues, if left unresolved, result in additional postage charges applied on the postage statement or a requirement to change the postage claimed (for example from automation to nonautomation.) In this case it may be necessary to update the Mail.dat job or to cancel and resubmit the Mail.dat job.

2.2.1.5 Finalization

The Postal Service mail acceptance personnel finalize the postage statement(s). Finalization prevents further changes to the postage statement and debits the account. However for Centralized Postage Payment publishers there is still the ability to change the Advertising Percentage and to add the postage statement to a payment request. The postage statement debits the account on the date stated in the payment request.

If the Mail.dat file contained any full-service mailpieces the finalization causes the Mail.dat file information to be sent to the Seamless Acceptance and Service Performance (SASP) system for processing. The SASP system delivers the start-the-clock information and the Address Change Service information to the Postal Service and the mailers. Starting with Release 31, finalization of a Mail.dat file with non full-service mailpieces will also cause the Mail.dat file information to be sent to the Seamless Acceptance and Service Performance (SASP) system for processing.

2.2.2 Required Files and Fields

A Mail.dat job sent to the *PostalOne!* system consists of, at most, 21 files. Each file in the set sent for a job consists of a different record type. Key fields within the records provide linkage from one file to another, thus creating a hierarchical relationship between the files. The *PostalOne!* system uses the standards as specified within the IDEAlliance Mail.dat specification, with a few exceptions. The rules specific to USPS and/or the *PostalOne!* system have been removed from the Mail.dat specification, and placed in this technical specification. In any instance where this technical specification differs from the IDEAlliance Mail.dat specification, this technical specification's rules take precedence.

The *PostalOne!* system supports 14 files with details on the relationship constraints described below. The *PostalOne!* system does not support the following nine files.

- Postage Statement Record
- Seed Name Record
- Package Label Record
- IJ / Container Relationship Record
- Special Fees/Charges Record
- (Deleted from 12-1) Manifest Individual Record (use the IMR file or the PDR file instead)
- (Deleted from 12-1) Manifest Summary Record (use the IMR file or the PDR file instead)

Note: Only the 'Conventional Presort' and the 'MLOCR' Mail.dat presentation categories are implemented and tested in the *PostalOne!* system. Manifest presentation categories will be processed the same as 'Conventional Presort'.

For a listing of the files available for Mail.dat processing in the *PostalOne!* system and their purpose, see Appendix B. Mail.dat File Definitions. To review the field level validation performed by the *PostalOne!* system, see Appendix C. Mail.dat Field Validation. Appendix C also notes any fields required by the *PostalOne!* system, but not marked in the Mail.dat specification. To review the error messages, see Appendix D. Error Messages.

2.2.3 Relationship Constraints Description

This section describes the relationship constraints validated by the validation module, based on the different Mail.dat presentation categories. For all presentation categories:

- All key field relationships between the different records of the Mail.dat file are validated, based on the Presentation category.
- All Mail.dat records are validated to ensure that no duplicate records exist based on the key field combinations.
- Mail.dat records are validated to ensure that all referenced related records are present, for any given record of a Mail.dat job.

2.2.3.1 Header File

HDR: (Required for all presentation categories)

- The Header File is the highest file of the single submission. The *Job ID* is the key field contained in the Header File.
- The Job ID field in the header must be unique within the *PostalOne!* system up to 13 months. After 13 months Job IDs can be reused.
- The header file identifies the total file record count for each file type. The record count fields must match the number of records received, or else file is incomplete (invalid).
- All header records present in a 'HDR' file must belong to a single job.
- There must be only one 'current' header record having HDR *Header History Status* set to value C = Current.
- The *PostalOne!* system does not load or validate any header record having HDR *Header History Status* set to value H = History.
- Each *PostalOne!* submission for a Job ID must have a current header records with a unique Header History Sequence Number. All previously submitted header records have to be updated so they are "history" rather than "current" records.
- To successfully pass the Mail.dat validation, the *Mail.dat Presentation Category* field in the Header record must be populated with the following: one of P = Conventional Presort; S = Manifest Summary; I = Manifest Individual; or M = MLOCR. The presentation category N = Single-Piece is not supported. If Mail.dat Presentation category is 'P', 'S', 'I', or 'M' the following files must be present to successfully pass validation: Header, Segment, MPU, MPU/C Relationship, Component, Container

Summary, Container Quantity, and Package Quantity. The following files are optional: Piece Detail Record, Intelligent Mail Range Record, Original Container Identification, Postage Adjustment Record, and Walk Sequence Record.

- The *PostalOne!* system will accept a First-Class Commercial Plus mailing when the following conditions are met:
 - .hdr IDEAlliance Version field is populated with “11-2”, “12-1” or “12-2”
 - .seg Class Defining Preparation field is populated with ‘1’ (First-Class)
 - .seg Principal Processing Category is populated with ‘PF’ (Parcel First-Class)
 - .mpu Rate Schedule is populated with ‘P’ (Commercial Plus).

2.2.3.2 Segment File

SEG: (Required for all presentation categories)

The Segment File separates parts of a mailing that require different processing. A Header File may contain multiple Segment Files (except MLOCR mailers must have only one Segment File).

- There must be one or more segment record(s) present in the 'SEG' file for the unique Job ID present in the header file.
- No duplicate segment records should be present in the 'SEG' file considering the key fields of this record. If there is a new combination of field values for a segment record this must be designated with a different Segment ID.
- If there are all full-service mailpieces in the Mail.dat file, the SEG Full-Service Participation Indicator value is F and for the job either a PDR file or an IMR file is expected to document the full-service mailpieces. If there are some full-service mailpieces in the Mail.dat file, the SEG Full-Service Participation Indicator value is M and for the job either a PDR file or an IMR file is expected to document all mailpieces. If there are no full-service mailpieces in the Mail.dat file, the SEG Full-Service Participation Indicator value is blank and a PDR, PBC or IMR file may be submitted but is not processed for full-service. For the non full-service mailing the PDR “Wasted or Shortage Piece” Indicator values X, T, W and S are processed. For a non full-service mailing, the PDR file can be submitted for all mailpieces or only the mailpieces with PDR “Wasted or Shortage Piece” Indicator values X, T, W and S.
- Beginning in Release 27.0, the .seg Container and Bundle Charge Method ‘2’ (Charge all to one of the publications) will no longer be supported.
- Beginning in Release 29.0, the .seg Principal Processing Category ‘NA’ or ‘NB’ will no longer be supported.

2.2.3.3 Mailer Postage Account

MPA: (Required for all presentation categories)

The MPA file designates the preparer (optional), the owner (optional in some cases) and the permit holder for the postage statement.

- The number of mailer postage account record(s) present must match the number in the header file.
- No duplicate mailer postage account records should be present in the 'MPA' file considering the key fields of this record. If there is a new combination of field values for a Mailer Postage Account record this must be designated with a different MPA - Unique Sequence/Grouping ID.
- For metered or precanceled stamp postage, *PostalOne!* validation requires an MPA file detailing the permit to be charged for additional postage. The additional postage MPA ID must be used in the Additional Postage MPA ID field of the MCR file. Additional postage may only be charged to a permit imprint account.
- For mailings including full-service pieces SEG Full-Service Participation Indicator set to M for mixed or F for full-service. For Metered: Lowest MPA Postage Payment Method set to L = Metered: Lowest, the *PostalOne!* system will calculate the postage affixed as the lowest applicable piece price in the mailing minus the Full-Service discount. Example: If the lowest level presort is 5-digit, the calculated postage affixed is 5-digit minus the full-service discount. If the lowest level presort is 3-digit, the postage affixed is the 3-digit minus the full-service discount. When using Metered: Lowest, only the piece rate applies. Metered: Neither should be used to include the pound rate as well. [Business rule: Metered: Lowest will never result in a refund.]
- Beginning in Release 27.0, the .mpa Postage Payment Method field cannot be populated with 'L' (Metered; Lowest) for a non-identical weight mailing.
- For mailings including full-service pieces SEG Full-Service Participation Indicator set to M for mixed or F for full-service. For Metered: Correct MPA Postage Payment Method set to C = Metered: Correct, the *PostalOne!* System will calculate postage affixed as equal to the price for the each mailpiece in the mailing (including the full-service discount if applicable). [Business rule: Metered: Correct will never result in a refund or the mailer owing postage.]
- If the Primary MPA ID in the MPU/Component Relationship (MCR) file of an update job is different from the original MPA ID, the new MPA ID must match the MPU – Unique Sequence/Grouping ID in the Mailer Postage Account (MPA) file of the first submission (original or preliminary).
- The Postage Payment Option field in the MPA file is now required. Jobs that do not have this field populated now fail validation. Previously, jobs validated and uploaded successfully when this field was blank.
- As of Release 28, the USPS Publication Number, Permit Number, and Mail Owner's Lcl Permit Ref Num / Int'l Bill Num cannot have leading zeros and the job will fail client validations if those fields are submitted with leading zeros.
- Beginning in Release 29.0, the Account Number field will be supported for Mail.dat version 12-1 files in addition to the Permit Number for payment processing.

2.2.3.4 Component File

CPT: (Required for all presentation categories)

The component record designates the content of the mailpiece. There may be one or more components in a mailpiece.

- There must be at least one or more component record(s) present in the 'CPT' file for the unique Job ID present in the header file.

- No duplicate component records should be present in the 'CPT' file considering the key fields of this record. If there is a new combination of field values for a Component record this must be designated with a different Component ID.
- Beginning in Release 27.0, the .cpt Component – Class field must match the .mpu Mailpiece Unit – Class field except for when enclosures are included in the mailing.

Election Mail

In a future release, the .cpt Component – Rate Type 'V' will be supported for First-Class Mail for Mail.dat version 12-1 files.

- Election Mail must be First-Class Mail Letter or Cards.
- The weight of all First-Class Mail Election Mail letters must be less than or equal to 3oz.
- At least one .cpt Component – Rate Type must be populated with 'V' when the .mpu Mailpiece Unit – Rate Type is populated with 'V'.
- First-Class Election Mail must contain a configurable minimum count set to 200 pieces.
- First-Class Election Mail will be supported for Full-Service and Non Full-Service mailings.

2.2.3.5 Component Characteristics Record File

CCR: (Optional for all presentation categories)

CCR: In Mail.dat 12-1 only (Release 29)

The component characteristics record designates the content of the mailpiece, applicable incentive and/or applicable fee.

- There may be zero or many component characteristics for a component in a mailpiece.
- No duplicate characteristic records should be present in the 'CCR' file considering the key fields of this record.
- The Postal Service tracks the following content for letters or flats in First-Class Mail postage statements: Reply card or reply envelope, Only contents that are not required to be mailed FCM, DVD/CD or other disk, and Round trip ONLY: One DVD/CD or other disk.
- The Postal Service tracks the following content in Standard Mail postage statements: Product Sample or Letter-size or flat mailpiece contains DVD/CD or other disk.
- All other usage of component characteristics including incentives or fees is ignored.
- A mailing will be processed as Round Trip ONLY: One DVD/CD or other disk when the .mpu Mailpiece Unit – Processing Category field is populated with 'LT' or 'FL' and the .ccr Characteristics field is populated with 'RT'.

CCR: In Mail.dat 12-2 only (Release 31)

In the June 10, 2012, the Postal Service will implement the new Characteristic Type field with values: C=Content, I=Incentive and F=Fees.

- The *PostalOne!* system shall support following values for CCR Characteristic field when the CCR Characteristic Type field is populated:

CT = Catalog

DC = DVD/CD or other disk

GS = Geographic Surcharge

IV = Invoice

MI = Mobile Interactive Technology

MT = Mailer Type

NF = Contents NOT required to be mailed FCM

NP = PACT act

OS = Operational Surcharge

PI = Piece Count

PP = Picture Permit Indicia

PS = Product Sample

Mobile Barcode:

In Release 27.0, the.cpt Postal Price Incentive Type 'MB' (Mobile Barcode) is supported for First-Class and Standard Mail letters and flats mailings for Mail.dat 11-1 and 11-2 files.

In January for Mail.dat 12-1, the CCR Characteristic value, Mobile Interactive = MB is designated for the Mobile Interactive Barcode. Therefore MI must be populated in the characteristic field, in the CCR. There can only be one incentive per component. There may be zero or many component characteristics for a component in a mailpiece. If more than one Content of Mail in CCR record, must at least contain the Content MI = Mobile Interactive Technology

In the June for Mail.dat 12-2, the *PostalOne!* system will support the .ccr Characteristic Type field, supporting values: C = Content, I = Incentive, or F = Fee. The value MI must be populated in the characteristic field, in the CCR, when the Characteristic Type = I.

The 2012 Mobile Barcode promotion provides business mailers with an upfront discount on Standard Mail and First-Class Mail letters, flats, and cards (presort and automation) that include a two-dimensional (2-D) barcode or print/mobile technology that can be read or scanned by a mobile device. The technology must lead the recipient to either:

A mobile optimized webpage that allows the recipient to purchase a product or service on the mobile device. The entire purchase and checkout experience must be mobile optimized. Or,

A personalized URL, which is a web page that is tailored to an individual recipient. For each recipient on the mailing list, the web address and content of the web page must be unique.

- Mailing documentation must be submitted electronically by mail.dat, mail.xml or the Postal Wizard. Postage must be paid using a Permit Imprint, or Precancelled Stamp permit. Some Meter Permit mailings may qualify.
- Participating mailers will be required to affirmatively claim this promotion in the Incentive Claimed section on electronic postage statement submissions, certifying each mailpiece contains a mobile barcode either within contents of mailpiece or on outside of mailpiece.
- All mailpieces in a mailing statement must contain a mobile barcode or equivalent print technology.

- Mailing may only qualify for one mailing incentive or promotion. The Full-Service discount may still be claimed and entry (NCD/SCF/DDU) discounts still apply.
- The mobile barcode incentive will only be accepted for mailings that have a Postage Statement Mailing Date within the promotion period. If a mobile barcode mailing is submitting with Postage Statement Mailing Dates outside of the promotion period, the job will be not be rejected and the discount will not be applied.
- Participants and/or mail service providers must register on the Business Customer Gateway and agree to promotion terms at least 24 hours prior to the first qualifying mailing and specify which permits and/or CRIDs will be participating in the promotion.
- As part of terms of participation, mailers agree to participate in a survey about the promotion on the Business Customer Gateway at the end of the promotion period.
- The By/For fields must be populated: CRID of Preparer field and CRID of Mail Owner field in the MPA file. Mail Service Providers who do mailings for clients are required to accept the MSP legal declaration through the BCG (Incentive Program service) and register (their own CRIDs) for the Mobile Interactive Barcode Incentive. These MSP CRIDs are used by the Mailing Agent (MSP) to populate the CRID of Preparer field in the MPA. Refer to Appendix H.
- Other requirements:
 - Eligible Mail Classes - Standard Mail® and First-Class Mail®
 - Mail Categories – letters, flats and cards only
 - Mail Preparation – Presort and Automation (for Automation, letters/flats must have Intelligent Mail barcodes)
 - Permit Type – Permit, Metered Postage Affixed and Precancelled
 - Mail Service Providers (MSP) and Mail Owners must be identified using Preparer CRID and Mail Owner CRID in By/For (MPA file)
 - Commingled, co-mailed and combined mailing are allowed – separate postage statements are required.

To claim and receive the 2012 Mobile Commerce Barcode promotion (2 % discount off total postage for First-Class Mail or Regular Standard Mail, or Nonprofit Standard Mail pieces bearing the two dimensional mobile barcode) set the CQT Service Level Indicator to "B" or "F" values to indicate the presence of the IMb, and in the CCR Characteristic field, populate "MB" for Mail.dat 12-1 or "MI" for 12-2. All of the pieces on a postage statement must have the mobile barcode to qualify for the promotion. For combined mail where the owner is identified, use the MPA Customer Reference ID to generate the postage statements so that all pieces on a postage statement have the mobile barcode. Mailing Agents and Mail Owners must populate the CRID of Preparer field and CRID of Mail Owner field in the MPA.

There are three methods for MSPs to register their clients for the Mobile Commerce promotion: one is through the Business Customer Gateway as discussed, Mail.dat and Mail.XML eDoc submissions, and by the new Mail.XML Incentive Enrollment Create Request Message.

- Incentive Program Enrollment through the BCG requires that the MSP accept the MSP legal declaration and promotion terms through the BCG (Incentive Program service) at least 24 hours prior to presenting the first qualifying mailing.
- eDoc enrollment using Mail.dat (or Mail.XML) also requires the MSP to accept the MSP legal declaration and promotion terms through the BCG at least 24 hours prior to presenting the first qualifying mailing. An MSP can then enrollment their clients in real-time when eDocs claiming the promotion are submitted. During postage statement

finalization, *PostalOne!* will validate that the MSP CRID in the eDoc is enrolled as an MSP, proceed to enroll the client(s) in the Mobile Commerce promotion based on the "For" field data in the eDoc, and will only then calculate the discount if there are no system Warnings. *PostalOne!* will perform By/For Warning validations for the Mobile Commerce promotion and generates Warning for MSP CRIDs that are not registered and for invalid CRIDS. *PostalOne!* will process the eDoc in the case for Warnings (i.e., not fail files and not extend the Mobile Commerce promotion). Note: Mail Owner (clients) need not be pre-registered if the MSP is pre-registered and the MSP completes the By/For.

- For all incentives in general, an MSP or Mail Owner can use the new Mail.XML Incentive Enrollment Create Request Message to enroll (June 2012 - Release 10 Mail.XML v12.0A). Submitters imply they have read and agreed to the promotion terms posted on the BCG.

Incentives

- Beginning in Release 29.0, the .cpt Content of Mail field will not be supported for Mail.dat version 12-1 files.
- Beginning in Release 29.0, the .cpt Postal Price Incentive Type field will no longer be supported.
- Beginning in Release 29.0, the .cpt Postal Price Incentive ID field will no longer be supported.

2.2.3.6 Mailpiece Unit File

MPU: (Required to describe characteristics of the mailpiece)

A mailpiece must contain one or more components.

- There must be at least one or more mailpiece unit record(s) present in the 'MPU' file for each segment record present in the segment file.
- No duplicate mailpiece unit records should be present in the 'MPU' file considering the key fields of this record. If there is a new combination of field values for a MPU record this must be designated with a different Segment ID and/or MPU ID combination.
- Beginning in Release 29.0, the .mpu Mailpiece Unit – Processing Category 'NA' or 'NB' will no longer be supported.
- Beginning in Release 29.0, the .mpu Postal Price Incentive Type field will no longer be supported.
- Beginning in Release 29.0, the .mpu Postal Price Incentive ID field will no longer be supported.

Election Mail

In a future release, the .mpu Mailpiece Unit – Rate Type 'V' will be supported for First-Class Mail for Mail.dat version 12-1 files.

- Election Mail must be First-Class Mail Letter or Cards.
- The weight of all First-Class Mail Election Mail letters must be less than or equal to 3oz.
- All .mpu Mailpiece Unit – Rate Types must be 'V' when at least one .mpu Mailpiece Unit – Rate Type is populated with 'V'.

- First-Class Election Mail must contain a configurable minimum count set to 200 pieces.
- First-Class Election Mail will be supported for Full-Service and Non Full-Service mailings.

2.2.3.7 Mailpiece Component Record File

MCR: (Required to relate MPU to CPT and MPA)

The Mailpiece Component file is required to indicate what components are in what mailpieces.

- There must be at least one or more mpu/component relationship record(s) present in the 'MCR' file for each mailpiece unit record present in the MPU file.
- There must be at least one or more mpu/component relationship record(s) present in the 'MCR' file for each component record present in the CPT file.
- No duplicate mpu/component relationship records should be present in the MCR file considering the key fields of this record. There must be a MCR record for every combination of Segment ID and/or MPU ID and/or Component ID. The Primary MPA ID must match an MPA ID submitted in the MPA file.
- The *PostalOne!* system will validate that the Host Statement Component ID field in the MCR file is populated when the Full-Service Participation Indicator field in the .seg file is populated with 'F' for Full-service or 'M' for Mixed Service and when a Mailpiece Unit ID is associated to multiple Component IDs within the MCR file. The SASP system will be sent the .mcr Component ID or MCR Host Component ID in order to assign the CPT Mailer ID of Mail Owner and CPT field CRID of Mail Owner to the MPU based on the following:
 - If the MCR file shows a one to one relationship between the Mailpiece Unit ID and the Component ID, SASP will be sent the MCR Component ID.
 - If the MCR file shows a one to many relationship between the Mailpiece Unit ID and the Component ID, SASP will be sent the MCR Host Statement Component ID.

2.2.3.8 Postage Account Record File

PAR: (The optional PAR record is not allowed for the SEG Mail.dat Presentation category value MLOCR, or the SEG Class Defining Preparation value Periodicals)

The postage account record is used to make adjustments to postage while the Mail.dat file CSM Container Status is "ready-to-pay" and before finalization of postage. At this time only credits to the mailer are supported.

- The *PostalOne!* system allows mailers to indicate shorted pieces (listed in the postage statement, but never created) and spoiled or wasted pieces (listed in the postage statement and created, but removed prior to mailing), and indicate how postage should be adjusted. These options are only available for Mail.dat version 09-1 and above statements pending finalization (postage statement status "FIN"). Claims for spoiled or wasted pieces after finalization require the mailer to follow the existing refund request process using PS Form 3533 Application for Refund of Fees, Products and Withdrawal of Customer Accounts (see Postal Bulletin 22252, 2-12-09). Adjustments can be made using either PDR or PAR files. Adjustments cannot be made using both types of files in the same job. The PDR file may only be used for a full-service or mixed full-service and non full-service mailing.

- Multiple PAR records can be submitted to account for spoilage, but they must be submitted at the same time and can only be submitted once per job. All PAR records must be submitted when all non-sibling CSMs have a container status of “R” or “X”. Using the PAR record will correctly deduct the postage amounts. Only one postage account with one single postage statement-based deduction is supported today. The PAR piece count is not available for verification purposes to the BMEU or on the CAPS statement. The postage will still be correct.
- To support the spoilage and shortage process in the *PostalOne!* system, the postage statements (including the downloadable versions) display the summarized data for spoiled, wasted, or shorted pieces on a specific line.
- Because the PAR records are optional, there can be zero or more postage adjustment record(s) present in the PAR file for each mailpiece unit record present in the MPU file.
- Because the PAR records are optional, there can be zero or one postage adjustment record present in the PAR file for each component record present in the CPT file.
- Because the PAR records have a PAR Sequence Number, there can be one or more postage adjustment record(s) present in the 'PAR' file for each MCR record present in the MCR file.
- A single postage statement may have no more than one adjustment; however, multiple PAR records can apply to the same postage statement. Adjustments can only be applied to postage statements with “UPD” (USPS Processing Due) status.
- For each PAR file submitted with Ready to Pay Adjustment Status (“R”), there must be an associated 'CSM' file with Container Status set to “R” (Ready to Pay).
- The MPA – Unique Sequence/Grouping ID in a PAR record must refer to a permit in an MPA file with Postage Payment Method set to “P” (Permit Imprint) or “G” (OMAS Imprint).
- No duplicate postage adjustment records should be present in the PAR file considering the key fields of this record. If there is a new combination of field values for a PAR record this must be designated with a different Segment ID and/or MPU ID and/or Component ID and Sequence Number combination.
- Only one PAR file submission is allowed per Mail.dat job.
- The PAR piece count data will be available for verification purposes to the BMEU on Reconciliation reports. The reconciliation report will show spoiled piece counts and will reconcile correctly 54123
- The CAPS system will receive the total number of pieces minus spoiled/wasted pieces that did not pay postage for postage statement piece counts.
- The system deducts the adjustment amount from the first postage statement found for that same permit holder that can accommodate the adjustment. The system will reject the PAR file if no postage statement exists for the identified Permit Number that can accommodate the full adjustment.

2.2.3.9 Walk Sequence Record

WSR: (Optional for all presentation categories)

- Because the 'WSR' records are optional, there can be one or more walk sequence record(s) present in the 'WSR' file for each segment record present in the SEG file.

- Because the 'WSR' records are optional, there can be exactly one walk sequence record present in the 'WSR' file for each package quantity record present in the PQT file.
- No duplicate walk sequence records should be present in the 'WSR' file considering the key fields of this record. If there is a new combination of field values for a WSR record this must be designated with a different Segment ID and/or Package ZIP Code and/or Package CR Number and Copalletization Code combination.
- A Walk Sequence Report for BMEU and Mail Preparers is provided based on data provided in WSR file of the Mail.dat job.

2.2.3.10 Container Summary Record File

CSM: (This record type contains a record for each container and handling unit)

The Container Summary provides information about both Containers and Handling Units at the container or handling unit level. Container Summary records contain one or more Container Quantity records.

- The .csm is required for all update/change submissions.
- No duplicate container summary records should be present in the 'CSM' file considering the key fields of this record. The container summary includes records for both containers and handling units in the mailing. If there is a new combination of field values for a CSM record this must be designated with a different Container ID.
- For all presentation categories, there must be at least one or more container summary record(s) present in the 'CSM' file for the unique Job ID present in the header file.
- If the 'Sibling Container' field in the CSM record is set to 'Y', the following fields must have values for the Sibling Container:
 - Job ID
 - Segment ID
 - Container ID of the Sibling Container
 - Container Type
 - Sibling Container Indicator
 - Sibling Container Reference ID.

All fields in the CSM record that optionally may have values for the Sibling Container are:

- Label IM Container or IM Tray Barcode
- Label: 10-Character Container Barcode
- Label: Destination Line 1
- Label: Destination Line 2
- Label: Contents - Line 1
- Label: Contents - Line 2
- Label: Entry (Origin) Point Line
- Label: User Information Line 1
- Label: User Information Line 2
- Label: Container Label CIN Code
- Label: Container Label Type.
- Unique Container ID .

Note: All other fields in this CSM record for the sibling container MUST be left blank (including Unique Container ID).

- The Original/Sibling Container relationship is validated. If a Sibling Container record exists, its original must be present (stating all the required values that are attributed to the sibling container).
- If a container references a parent container, the parent container must be a valid Container ID in the Container Summary Record.
- Individual container counts and the total container count cannot exceed the total number of pieces in a submitted postage statement.
- Container and Tray barcodes are required for Full or Mixed Service mailings. These must be provided in the Label: IM Container or IM Tray Barcode. For sacks or trays containing full-service mailpieces, there is a threshold of 1% for duplicate barcodes compared to the total trays or sacks in the job. For containers containing full-service mail, there is no threshold (0%) for duplicate barcodes. The choice is to obtain the unique barcodes to meet this threshold for full-service or mixed full-service mailings or to make the mailing non full-service.
- For full-service or mixtures of full-service with non full-service mail, there are two methods for handling convenience pallets (a.k.a. parent pallets) in a Mail.dat file: (1) Do not include the convenience pallet in the Mail.dat file or (2) Include the convenience pallet in the Mail.dat file, populate the CSM Label: IM™ Container Or IM™ Tray Barcode field, and put a barcode placard on the pallet. Do not deviate from these two alternative procedures. Including the convenience pallet in the file and not populating the CSM Label: IM™ Container Or IM™ Tray Barcode field results in error code 0582, the text of which states, "Full-Service Processing, the .csm Label: IM™ Container Or IM™ Tray Barcode field contains an invalid value: it must contain a 21 character IMcb". Including the convenience pallet in the file, populating the CSM Label: IM™ Container Or IM™ Tray Barcode field and not placing the barcode placard on the pallet results in noncompliance with required container scans.
- For copalletization, when the Included in Other Documentation field is 'L' an OCI file must be submitted.
- For copalletization, when the included in Other Documentation field is 'O' the container type must be Virtual Sack for bundles on pallets or a tray container type for trays on pallets. When the Included in Other Documentation field is 'O' the container type must be a sack container type (V, S, 1, 2, 3, 4, or 5) for bundles on pallets or a tray container type for trays on pallets.
- The system will use the CSM Container Type, CSM Container Level, SEG Processing Category, and CSM Number of Pieces to identify trays that do not meet minimum piece requirements or exceed maximum piece requirements for automation mail in the PS Form 3600 First-Class Mail Postage Statement – Part A. These trays will be highlighted in the Qualification Report on the Dashboard, based on the field combinations in the table Requirements for Number of Pieces in trays for the CSM file Container Type field values: O = 1' Tray, T = 2' Tray, E = EMM Tray, and L = Logical Tray.
- The system will process the CSM Included In Other Documentation field value: I = Internal copalletization indicator from the Origin Job - Original Container. The value of 'I' will indicate to the system that postage statements shall not be required to be finalized prior to submission of the consolidator file set. A CSM update can not contain both values 'O' and 'I' in the CSM Included in Other Documentation field in the same mailing/presort. If the original Included in Other Documentation field in the CSM contains 'O', then 'I' is not an acceptable value; If the original Included in Other Documentation field in the CSM contains 'I' then 'O' is not an acceptable value.
- The CSM Included In Other Documentation field is a postage statement variable and generates unique Postage Statements for origin submissions of tray based copal or consolidator submission of bundle based copal.

Table 2-2. Requirements for Number of Pieces in Trays

CSM Container Level	SEG Processing Category	CSM Number of Pieces
AC = Mixed AADC AA = AADC	LT = Letters CD = Cards	Greater than 149
AB = Mixed ADC Z = ADC	FL = Flat	Greater than 89
G = 5 Digit (Auto/Presort) I = 5 Digit (Presort Only) J = 5 Digit (Barcode Only) M = 5D Scheme (Presort) N = 5D Scheme (Auto, Presort) P = 5D Scheme (Barcode) R = 3 Digit (Auto, Presort) S = 3 Digit (Barcode) T = 3 Digit (Presort) U = 3 Digit (CR, Auto, Presort) V = 3 Digit Scheme	LT = Letters CD = Cards	Less than 150
G = 5 Digit (Auto/Presort) I = 5 Digit (Presort Only) J = 5 Digit (Barcode Only) M = 5D Scheme (Presort) N = 5D Scheme (Auto, Presort) P = 5D Scheme (Barcode) R = 3 Digit (Auto, Presort) S = 3 Digit (Barcode) T = 3 Digit (Presort) U = 3 Digit (CR, Auto, Presort) V = 3 Digit Scheme	FL = Flat	Less than 90

- Mail.dat 09-1 and 11-1 files may be used to enter or update postage statements with mailing dates before the April 2011 price change. Mail.dat files may be used to enter or update postage statements with mailing dates after the April 2011 price change.
- For Mail.dat files, the CSM Postage Statement Mailing Date field values cannot span the price change date; within a job, these dates must be all before or all after the price change.
- The 11-2 version of the Mail.dat specification introduced the eInduction Indicator. When the eInduction indicator is set to yes, the job must meet the following criteria to pass client validations regardless of Full-Service Participation Indicator:
 - All pallets (Container Types P, H, A, G, D, R, C, or Z) must have the .csm Label: IM™ Container Or IM™ Tray Barcode populated with a 21 character value starting with '99M'.
 - The .csm eInduction Indicator field is not required at the handling unit (sack/tray) level, neither is the .csm Entry point - Actual / Delivery - Locale Key field. If you do mark a handling unit for eInduction then you must provide a Locale Key value.
- Containers allocated to virtual sacks will map parent pallets to the pallet lines on the Periodicals 3541 Postage Statement.

2.2.3.11 Intelligent Mail Range Record

IMR: (The PDR, PBC or the IMR is required for full-service)

- A PDR, PBC or IMR is required when the SEG Full-Service Participation Indicator in the segment record value is “F” or “M.” This file fulfills the full-service requirement to report the nesting of pieces in the handling units and containers. If there are no full-service mailpieces in the Mail.dat file, the SEG Full-Service Participation Indicator value is blank and a PDR, PBC or IMR file may be submitted but is not processed for full-service. For the non full-service mailing the PDR “Wasted or Shortage Piece” Indicator values X, T, W and S are processed. For a non full-service mailing, the PDR file can be submitted for all mailpieces or only the mailpieces with PDR “Wasted or Shortage Piece” Indicator values X, T, W and S.
- No duplicate IMR records should be present in the 'IMR' file considering the key fields of this record. If there is a new combination of field values for an IMR record, this must be designated with a different IMR Unique ID.
- An IMR shall be used when the range contains multiple mailpieces. If each range has only one mailpiece, use the PDR or PBC.
- If this optional file is included, the header file must have the correct record count and file status.
- A Mail.dat job will be rejected when the sum of the IMR IM Barcode Upper Serialization minus the IMR IM Barcode Lower Serialization plus 1 for all full-service IMR records in the job is either:
 - a) 20% greater than the larger of either (1) the sum of the CQT Piece Count for all full-service CQT records or (2) the sum of CQT Copy Count for all full-service CQT records; or
 - b) Less than the smaller of either (1) the sum of the CQT Piece Count for all full-service CQT records or (2) the sum of CQT Copy Count for all full-service CQT records.

Note: Mailers must comply with this validation for all Mail.dat versions.

Full-service IMR records are determined based on the IMR Service Level Indicator of F. Full-service CQT records are determined based on the .cqt Service Level Indicator of F.

- For full-service, there is no threshold (0%) for overlapping barcode ranges. A Mail.dat job will be rejected if there are overlapping, non-unique IM Barcode Upper and Lower Serialization in .IMR records submitted within the same mailing for Full-Service.. The validation only applies to full-service pieces, therefore a mixed full-service and non full-service mailing can have overlapping ranges between basic and full-service pieces, as long as all of the full-service pieces do not overlap each other.

2.2.3.12 Container Quantity Record

CQT: (Describes characteristics required for qualification reports and postage statements)

The Container Quantity file supports reporting of mailpiece piece count and copy count at both the container and bundle (package) level. This file contains information required to generate postage statements including price levels, and surcharges. For Periodicals information on subscribers and non-subscribers is included.

- There must be at least one or more container quantity record(s) present in the 'CQT' file for each container summary record present in the CSM file.

- No duplicate container quantity records should be present in the 'CQT' file considering the key fields of this record.
- The CQT rate category determines the price on the postage statement. For a CQT representing full-service mailpieces, the rate category must be allowed for full-service mailings. To view rate categories accepted by class and presentation category, see Appendix C. Mail.dat Field Validation.
- Beginning in Release 27.0, the .cqt Rate Category field value 'S' (Single Piece) will be accepted for Standard Mail Flats. Single Piece is not valid for full-service.
- Beginning in Release 28.0, the warning message indicating that the Total Number of Copies and Total Number of Pieces from all .pqt child handling unit records must equal the .cqt parent record's Number of Copies will be turned into an error message. If this condition is not met, the job will fail client validations.
- Beginning in Release 29.0, the .cqt Rate Category values 'NG', 'NK', 'N5', or 'N6' will no longer be supported.

2.2.3.13 Package Quantity Record

PQT: (This record type contains a record for each bundle.)

The Package Quantity record provides bundle information.

- There can be one or more package quantity record(s) present in the 'PQT' file for each container quantity record present in the CQT file.
- No duplicate package quantity records should be present in the 'PQT' file considering the key fields of this record. If there is a new combination of field values for a PQT record this must be designated with a different CQT DB ID and Package ID (unique within the container).
- All PQT records with the Saturation – ECR Rate Category (A) require one or more associated Walk Sequence (WSR) records or the job will fail validation.
- For Outside-County Periodicals, the package quantity records are required to determine applicable bundle charges, and to produce the qualification and bundle reports.
- Beginning in Release 28.0, the warning message indicating that the Total Number of Copies and Total Number of Pieces from all .pqt child handling unit records must equal the .cqt parent record's Number of Copies will be turned into an error message. If this condition is not met, the job will fail client validations.

2.2.3.14 Piece Detail Record

PDR: (The PDR, PBC or the IMR is required for full-service)

The Piece Detail Record provides information for full-service at the mailpiece level for each individual mailpiece.

- A PDR, PBC or IMR is required when the SEG Full-service Participation Indicator in the segment record value is "F" or "M." This file fulfills the full-service requirement to report the nesting of pieces in the handling units and containers. If there are no full-service mailpieces in the Mail.dat file, the SEG

Full-Service Participation Indicator value is blank and a PDR, PBC or IMR file may be submitted but is not processed for full-service. For a non full-service mailing the PDR "Wasted or Shortage Piece" Indicator values X, T, W and S are processed and the PDR file can be submitted for all mailpieces or only the mailpieces with PDR "Wasted or Shortage Piece" Indicator values X, T, W and S.

- If this optional file is included, the header file must have the correct record count and file status.
- No duplicate PDR records should be present in the 'PDR' file considering the key fields of this record. If there is a new combination of field values for a PDR record this must be designated with a different Piece ID.
- For non Periodicals mailing class Mail.dat files, the *PostalOne!* system allows mailers to indicate shorted pieces (listed in the postage statement, but never created) and spoiled pieces (listed in the postage statement and created, but removed prior to mailing), and indicate how postage should be adjusted. These options are only available for Mail.dat statements pending finalization; shortage and spoilage after finalization require the mailer to follow the existing refund request process using PS Form 3533 Application for Refund of Fees, Products and Withdrawal of Customer Accounts (see Postal Bulletin 22252, 2-12-09). Adjustments can be made using either PDR or PAR files. Adjustments cannot be made using both types of files in the same job. The PDR file may only be used for a full-service or mixed full-service and non full-service mailing.
- Pay only for the mailed pieces using the PDR field "Wasted or Shortage Piece" Indicator W value on the spoiled or wasted pieces or S value on the shorted pieces.
- Pay postage on spoiled or wasted pieces using the PDR field "Wasted or Shortage Piece" Indicator X value on spoiled or wasted pieces or T value on shorted pieces.
- The full-service pieces that have the PDR "Wasted or Shortage Piece" indicator set to X, T, W or S are not sent to the Seamless Acceptance and Service Performance (SASP) system. This allows reuse of the piece barcodes without causing duplicate barcode errors for full-service compliance.
- Do not deduct the pieces having PDR field "Wasted or Shortage Piece" Indicator values X, T, W or S from the CQT or CSM or PQT piece counts.
- To support the spoilage and shortage process in the *PostalOne!* system, the postage statements (including the downloadable versions) display the summarized data for spoiled, wasted, or shorted pieces on a specific line.
- Spoiled and shorted pieces may be included in a planned job or an update job, so long as they are included prior to or with the Ready to Pay container status submission. Pieces marked spoiled or shorted cannot be updated to not spoiled or not shorted. The job must be cancelled and resubmitted to change pieces marked spoiled or shorted to not spoiled or not shorted.
- The CAPS system will receive the total number of pieces minus spoiled/wasted pieces that did not pay postage for postage statement piece counts.
- For full-service pieces, there is no threshold (0%) for duplicate barcodes. Duplicate values in the IM Barcode field will result in the job being rejected. The choice is to obtain the unique barcodes to meet this threshold for full-service or mixed full-service mailings or to make the mailing non full-service.
- The STID portion of the Intelligent Mail Barcode in the .pbc file must match the .mpu Mailpiece Unit – Class.
- If spoilage or shortage is submitted for a Periodicals job, the system will ignore the spoilage/shortage and not reject the file.

2.2.3.15 Piece Barcode Record

PBC: (The PDR, PBC or the IMR is required for full-service)

The Piece Barcode Record provides select information for full-service at the mailpiece level for each individual mailpiece.

- A PDR, PBC or IMR is required when the SEG Full-service Participation Indicator in the segment record value is “F” or “M.” This file fulfills the full-service requirement to report the nesting of pieces in the handling units and containers. If there are no full-service mailpieces in the Mail.dat file, the SEG Full-Service Participation Indicator value is blank and a PDR, PBC or IMR file may be submitted but is not processed for full-service. For a non full-service mailing the PBC “Wasted or Shortage Piece” Indicator values X, T, W and S are processed and the PBC file can be submitted for all mailpieces or only the mailpieces with PDR “Wasted or Shortage Piece” Indicator values X, T, W and S. Spoilage and shortage is handled the same as the PDR for the PBC.
- The STID portion of the Intelligent Mail Barcode in the .pbc file must match the .mpu Mailpiece Unit – Class.
- If spoilage or shortage is submitted for a Periodicals job, the system will ignore the spoilage/shortage and not reject the file.

2.2.3.16 Original Container Information Record

OCI (Optional and used for copalletization):

- The Container ID field in the OCI file must match a Container ID that exists in the CSM file.
- No duplicate package quantity records should be present in the 'OCI' file considering the key fields of this record. There must be an OCI record for each different Container ID. (This container is the tray placed on a pallet or a virtual sack containing bundles placed on a pallet and never a pallet.)
- The Original Job ID field in the OCI file must match the Job ID of the corresponding job submitted at the origin site.
- The Original User License Code field in the OCI file must match the User License Code field submitted in the HDR file of the corresponding job submitted at the origin site. The Postal Service systems treat the User License Code or provider code as case sensitive.
- The Original Segment ID field in the OCI file must match the Segment ID field submitted in the HDR file of the corresponding job submitted at the origin site.
- The Original Container ID field in the OCI file must match the Container ID field submitted in the CSM file of the corresponding job submitted at the origin site for records in the origin CSM file where the Included in Other Documentation field is ‘O’.
- The Original Display Container ID field in the OCI file must match the Display Container ID field submitted in the CSM file of the corresponding job submitted at the origin site for records in the origin CSM file where the Included in Other Documentation field is ‘O’.
- The Original Label IM™ Container or IM™ Tray Barcode field in the OCI file must match the Label IM™ Container or IM™ Tray Barcode field in the CSM file of the corresponding job submitted at the origin site for records in the origin CSM file where the Included in Other Documentation field is ‘O’.

2.2.4 Copalletization Validation Constraints

Comail or copalletized mail contains mail from one or many Mail Owners. The copalletized portion of a mailing job is either:

- bundles (flat-size mailpieces) of multiple Periodicals publications or issues on pallets;
- bundles (flat-size mailpieces) of Standard Mail;
- trays containing First-Class Mail letters;
- trays containing Standard Mail letters.

In bundle-based copalletization, the original Mail.dat CSM file Container Type field may contain physical sack values S, 1, 2, 3, 4, or 5 in addition to Virtual Sacks when at the origin site when the CSM file Included in Other Documentation field is set to 'O'. The CSM file Container Type field for the consolidated Mail.dat file must be populated with 'V' for Virtual Sack.

Consolidated (copalletized) jobs with different presentation categories will be accepted when submitted through Mail.dat. For those cases where MLOCR mail is consolidated with other mail, Client validations will allow consolidated jobs to claim Presentation category "P" (Presort), when the consolidated job includes one or more original MLOCR jobs and/or presort jobs with Presentation Categories "M" (MLOCR) and/or "P" (Presort).

In tray-based copalletization, the party doing the copalletization and submitting the OCI file must submit the MPA file in addition to the HDR, SEG, CSM, and OCI files. The MPA file must include the Permit ZIP+4 and CRID of Preparer fields. No other fields in the MPA are required. If there are multiple records included in the MPA file, the Permit ZIP+4 and CRID of Preparer must be the same for each record. The CRID of Preparer and Permit ZIP+4 will be used to display the Original Container Information (OCI) Report on the *PostalOne!* Dashboard.

Copalletized pallets may contain a mixture of any combination of Full-Service, Basic, POSTNET automation, and nonautomation mailpieces. Further details describing these scenarios are in *A Guide to Intelligent Mail Letters and Flats* available on ribbs.usps.gov under the Intelligent Mail option Guides and Specifications menu at URL <http://ribbs.usps.gov/index.cfm?page=intellmailguides>.

In some cases the consolidator job of a copalletized mailing can be deleted. For tray-based jobs, the consolidator job can only be deleted if it fails server validation. Once the tray-based consolidator job is accepted, a delete job cannot be submitted. For bundle-based jobs, the consolidator jobs can be deleted if it is 1) submitted with no postage statements or all postage statements in EST, 2) submitted with ready-to-pay (UPD) postage statements that have been cancelled via Mail.dat or 3) submitted with ready-to-pay (UPD) postage statements that have been cancelled via the Dashboard. These scenarios allow the job to be deleted before the postage statement data has been sent to SASP. Once the postage statement data has been sent to SASP, the job cannot be deleted.

Beginning in Release 27.0, a .csm Container Type of 'F' (Flat Tubs) will be accepted for a tray based copalletization mailing for Mail.dat 09-1 and above files.

Beginning in Release 27.0, the .mpu Mailpiece Unit – Class must be set to '1' (First-Class) or '3' (Standard Mail) for a copalletized mailing with a .csm Container Type of 'F' (Flat Tubs).

Beginning in Release 30.0, all origin job trays/bundles that have not been linked with an .oci file or an OriginalContainerLinkageCreateRequest message after 14 days from the Postage Statement Mailing Date will generate warnings on the BIDS system.

2.2.4.1 Example of Virtual Bundle Assignment in the OCI File for Bundle-based Copalletization

The original Mail.dat file includes the following records

- Header HDR
- Segment SEG
- Mailpiece Unit MPU
- MPU/C Relationship MCR
- Mailer Postage Account MPA
- Component Record CPT
- Container Summary Record CSM
- Container Quantity Record CQT
- Package Quantity Record PQT
- For full-service, the Intelligent Mail Range IMR or Piece Detail Record PDR

The consolidator’s Mail.dat file for bundles assigned to pallets and paid at the consolidator contains the following records:

- Header HDR
- Segment SEG
- Mailpiece Unit MPU
- MPU/C Relationship MCR
- Mailer Postage Account MPA
- Component Record CPT
- Container Summary Record CSM
- Original Container Identification OCI
- Container Quantity Record CQT
- Package Quantity Record PQT

In the example for the Original Job ID C12BO121, the original containers were container type set to virtual sacks for bundles to be placed on pallets. In the Original Job ID, the Original Containers all had the CSM field Included in Other Doc set to ‘O’. In the CSM file at the consolidator for this OCI file, the Included in Other Doc field will be set to ‘L’ for each of the new Container IDs. Each of the new Container IDs will have a Parent Container Reference ID in the CSM file.

Table 2-3: Example OCI File (Selected Values) at the Consolidator

File	Job ID	Container ID	Original Job	Original	Original Container
------	--------	--------------	--------------	----------	--------------------

			ID	Segment ID	ID
OCI	C12BC331	000001	C12BO121	0001	100001
OCI	C12BC331	000002	C12BO121	0001	100002
OCI	C12BC331	000003	C12BO121	0001	100003
OCI	C12BC331	000004	C12BO121	0001	100004
OCI	C12BC331	000005	C12BO121	0001	100005
OCI	C12BC331	000006	C12BO121	0001	100006
OCI	C12BC331	000007	C12BO121	0001	100007

Table 2-4: Example CSM File (Selected Values) at the Consolidator

File	Job ID	Container Type	Container ID	Parent Container ID	Container Status
CSM	C12BC331	P	000341		R
CSM	C12BC331	V	000001	000341	R
CSM	C12BC331	V	000002	000341	R
CSM	C12BC331	V	000003	000341	R
CSM	C12BC331	V	000004	000341	R
CSM	C12BC331	V	000005	000341	R
CSM	C12BC331	V	000006	000341	R
CSM	C12BC331	V	000007	000341	R

The container assignment for trays on pallets is similar. The container type must be a tray type. In the case of trays to be placed on pallets already paid using the origin file the consolidated file assigning the trays to the pallets must contain the following records:

- Header HDR
- Segment SEG
- Container Summary Record CSM
- Original Container Identification OCI
- Mailer Postage Account MPA (Note: only the Permit ZIP+4 and CRID of Preparer fields are required)

2.2.4.2 Mixed eDocumentation Copalletization Scenarios

Users are allowed to submit origin files through either form of eDocumentation (Mail.dat and Mail.XML) for a single consolidated mailing to be submitted with consolidator's Mail.XML file. One option is all origin files are submitted via Mail.dat and the consolidator submits a Mail.XML file for the consolidated job. Another option is some origin files submitted via Mail.dat and other origin files submitted via Mail.XML and the consolidator submits a Mail.XML file for the consolidated job. A consolidator can combine Mail.dat origin containers with Mail.XML origin containers onto the same pallet. In this case, the Consolidator's OriginalContainerLinkageCreateRequest message shall reference the origin mailings

previously submitted by including the Original Container and MaildatContainer blocks, and the Original Container and MailXMLContainer blocks.

2.2.5 MLOCR Validation Constraints

In addition to the standard file validations, the *PostalOne!* system validates the following for Multi-Line Optical Character Reader/Barcode Sorter (MLOCR/BCS) mailings and fails jobs that do not comply with the following:

- There must be one and only one Segment ID if the Header Mail.dat Presentation category is MLOCR.
- The Barcode Verifier Indicator field in the Segment record is required.
- Class can be First-Class Mail or Standard Mail, but not both.
- Processing Category must be correct. For First-Class Mail, Processing Category must be Letter (“LT”), Card (“CD”), or Flat (“LT”). For Standard Mail, Processing Category must be Letter (“LT”).
- Piece-weight must be correct for the class of mail and category. For example, the *PostalOne!* system verifies weights of 3.3 ounces for First-Class Mail Letters, 13 ounces for First-Class Mail Flats, and 3.3 ounces for Standard Mail Letters for postage meter affixed mailings.
- Precanceled Stamps can only be used for 1 ounce First-Class Mail letter pieces and Standard Mail letters.
- For MLOCR mailings:
 - Link logical parent pallets to logical handling units
 - Link physical sibling handling units to logical handling units (If using the full-service option and if the physical tray is unknown, populate Job ID, Segment ID, Container ID, and Sibling Container ID. Container Type must be T and populate IM Container or Tray Barcode with 24 digits of 9.)
 - Link sibling physical containers to logical containers.
- The submitter may not combine in a Mail.dat job Standard Mail presorted price pieces on Standard Mail postage statements together with “Single Piece from Standard Mail” price pieces on First-Class Mail postage statements.
- The submitter may combine in a Mail.dat job Standard Mail presorted price pieces on Standard Mail postage statements together with “Single Piece from Standard Mail” price pieces on First-Class Mail postage statements. In this case, mailpieces claim a “Single Piece” price CQT Rate Category “S” (Single Piece). The CSM Container Level must be “AJ” (Single Piece) or “AN” (Single Piece – First Class). For metered or precanceled stamps, the Qualification report shall display the single piece price pieces.
- All MPA files must pass validation. All jobs are rejected if one file fails.
- Updates to MLOCR mailings must limit changes to piece counts, rate categories, container status, presentation category, number of copies, and the parent container reference ID. If the mailing includes changes in any other fields, validation rejects the file.
- Updates to MLOCR mailings must not result in a greater discount due to a rate category change.

- Containers with fewer than 150 pieces must also have a change in rate category that decreases the discount claimed from the original file.
- An MLOCR mailing with Postage Payment Method (MPA) values “G” (Government), “S” (Precanceled stamps), “C” (Metered - Correct), “L” (Metered – Lowest), or “M” (Metered – Neither) must have one Additional Postage MPA ID in the MPU / C Relationship (MCR) record. Only one account is allowed for additional postage payment for this type of mailing, even if the mailing includes multiple statements.
- When sibling containers are used to identify a logical/physical container relationship in an MLOCR mailing, mailers should comply with the information in the Physical/Logical Trays and Pallets section of the Mail.dat specification.
- An MLOCR mailing cannot include a postage adjustment record (PAR) file.
- When applicable use a new segment record in a single Job ID rather than sending multiple Job IDs. A new segment record will generate a new qualification report but still allow consolidation into the same Master Postage Statement.

2.2.6 Periodicals Validations

1. If the required field Issue Date is missing from the CPT record for a Periodicals mailing, the file is rejected with the following error message: “For Periodical Statement # [#] Issue Date is required for 3541.” If Issue Frequency is missing, the *PostalOne!* system treats the field as blank and continues processing.
2. The Flat Machinability field cannot be blank if Mailpiece Unit – Processing Category is “FL”. Flat Machinability. The Flat Machinability field in the MPU file accepts the value “Y” for flats machinable under DMM 301.1.3 and the value “U” for flats machinable under 707.26.
3. Determination of prices for Outside-County prices for bundles and containers is described as follows.
 - The prices for the Outside County Bundles depend on the Package Quantity - Package Level and the Container Summary - Container Level. For specific mappings, see Appendix C. Mail.dat Field Validation.
 - The prices for the Outside County Containers depend on the Container Summary fields Container Type, Entry Point for Entry Discount – Facility Type and Container Level. For specific mappings, see Appendix C. Mail.dat Field Validation.
4. Include a value in the required SEG field Container and Bundle Charge Method as follows.
 - If the mailing does not include any Periodicals Mail, this required field must be filled with a “0” (zero).
 - If this field is set to the value “1 Charge all to a 3rd party”, the SEG file MPA ID for Container and Bundle Charge Method field becomes required. If the field is set to value “1” the third-party statement for parts D and E must be entered manually.
 - Do not use the value “2 Charge all to one of the publications”, the container and bundle charges are not determined correctly. As of Release 27, value 2 will not be supported.
 - If the value is set to “3 proportion by copies to each of the publications”, the SEG file MPA ID for Container and Bundle Charge Method field is not required.

5. If there are multiple segments, validation uses the first Container and Bundle Charge Method for the entire job. This differs from the Mail.dat specification.
6. For postage statements paying the Standard Mail price using Pending Periodicals permits, the field Class Defining Preparation in the SEG file must be "2" (Periodicals) and Class must be "5" (Periodicals Pending) as applicable in the CPT file and the MPU file. The field Postage Payment Method in the MPA file must be "T" (Per Pend). The client validator will validate that the field Postage Payment Method in the MPA file must be "T" (Per Pend). The pending Periodicals permit number must be in the Permit field of the MPA file.
7. Pending Periodicals can include firm bundles, First-Class Mail incidental enclosures, non-incidental enclosures, but do not include special authorizations (nonprofit, science of agriculture, or classroom prices).
8. Validation accepts firm bundles for Outside-County Periodicals. For all mailings claiming firm bundles, Package Level of the PQT must be set to "A". Pieces must be greater than zero if firm bundles are claimed, but copy number must exceed the piece count. Combinations of firm bundles with enclosures are not supported.
9. Periodicals jobs will fail if a Periodicals mailing or an enclosure in a Periodicals mailing claims an unauthorized price category, such as Nonprofit, Classroom, or Science of Agriculture.
10. Periodicals Loose Addressed Supplements is supported for version 9.1 Mail.dat files. The Loose Addressed Supplements must be associated to a separate MPU which includes a CPT with Mail Class of 2, Rate Type of Z, Ad % Treatment of S. The only other CPT records that may be associated to the MPU are additional Loose Addressed Supplement components, incidental enclosures, ride-alongs or repositionable notes. Loose Addressed Supplements generate a separate child postage statement from their host publication. The child postage statement will be consolidated under the normal business rules. Container or bundle charges are charged for the Loose Addressed Supplements. The Rate Type from the MPU identifies the rates (Regular, Non-Profit, etc) used for the postage statement. To qualify for full-service, all loose addressed supplements require an associated IMR or PDR record. The Copy Count in the CQT records associated to the Loose Addressed Supplements must be greater than or equal to the Piece Count. The Copy Count is not displayed on the postage statement. Addressed supplements may be sent with repositionable notes, ride-alongs, and additional addressed supplement components. The same addressed supplement may be associated with various mailpiece units. A Mail.dat job may contain only addressed supplements. The details for each of these scenarios are in Appendix C, Component Record – Addressed Supplement Scenarios.
11. The Mail Owner for full-service data distribution cannot be identified through a USPS Publication Number for the Full-service compliance. The Publisher must be identified using a CRID or MID. MPA Mail Owner's Lcl Permit Ref Num/ Intl Bill Number if populated must contain a Permit Number not a USPS Publication Number. The Mail Owner can be identified through a USPS Publication Number for Full-Service compliance.
12. The advertising percentage comes from the Component file and the Ad % Basis is used to compute the advertising percentage of the edition if the advertising percentage is populated on more than one component. The Appendix E Periodicals Procedures contains more details on how to use the Ad % Basis.
13. The edition weight worksheet is available for the PS Form 3541 Postage Statement – Periodicals after the Mail.dat file is sent with Container Summary field Container Status with value ready-to-pay. This worksheet is available on a hyperlink within the postage statement displayed on the dashboard. The worksheet may be updated with the weight per CPT by the postal clerk at the acceptance unit and is available for display by the publisher or mailer. The edition weight used to calculate postage is also displayed on the edition weight worksheet. Some mailers may have arranged to insert the corrected weights into the Mail.dat file update rather than allow the postal clerk to update the edition

weight worksheet. There is no method of communicating the need to correct weights to the publisher or mailer. The publisher or mailer must make arrangements with the acceptance office for appropriate communication that the correct weights are updated via Mail.dat and the postage statements are ready for finalization and payment. The edition weights may not be changed after finalization except by reversing the postage statements and resubmitting the Mail.dat job. The edition weight worksheet may be printed or downloaded via Excel (.xls), Comma-Separated Text (.csv), and Portable Document Format (.pdf) formats. The Appendix E, Periodicals Procedures contains detailed instructions to display and download the edition weight worksheet.

14. The advertising percentage worksheet is available for the PS Form 3541 Postage Statement – Periodicals after the Mail.dat file is sent with Container Summary field Container Status with value ready-to-pay. This worksheet is available on a hyperlink within the postage statement displayed on the dashboard. The worksheet may be updated with the advertising percentage per CPT by the postal clerk at the acceptance unit, or by the publisher or by the mailer, and is available for display by the publisher or mailer. Only components with a Periodical Ad% Treatment value of S will be allowed updates in the Advertising Percentage Worksheet. The edition advertising percentage used to calculate postage is also displayed on the advertising percentage worksheet. Some mailers may have arranged to insert the corrected advertising percentages into the Mail.dat file update rather than update the advertising percentage worksheet. There is no method of communicating the need to correct advertising percentage to the publisher or mailer. The publisher or mailer must make arrangements with the acceptance office for appropriate communication that the correct advertising percentages are updated via Mail.dat and the postage statements are ready for finalization and payment. In the case of a Centralized Periodicals Payment CPP publication using the payment request option, the advertising percentages may be changed after finalization and before the payment request is complete. The advertising percentages may not be changed after finalization (or in the case of CPP payment request completion) except by reversing the postage statements and resubmitting the Mail.dat job. The advertising percentage worksheet may be printed or downloaded via Excel (.xls), Comma-Separated Text (.csv), and Portable Document Format (.pdf) formats. The Appendix E, Periodicals Procedures contains detailed instructions to display and download the advertising percentage worksheet.
15. The issue level postage statement report is available in the reports menu. This issue level postage statement combines data from all the PS Forms 3541 Postage Statement – Periodicals from all acceptance offices (in the *PostalOne!* system) for the selected issue date or issue volume and or issue number. The data is shown in a single issue level postage statement. This postage statement report is useful to many publishers in their accounting systems. The help documentation in the *PostalOne!* system contains detailed instructions on how to display and download the issue level postage statement report.
16. The features described above (Ad % Basis, edition weight worksheet, advertising percentage worksheet and issue level postage statement) are available for all publications. The payment request feature described in this item is only available to Centralized Periodicals Payment (CPP) publications paying for Periodicals postage in New York by CAPS accounts. CPP publications paying for postage at the CPP Office at the Pricing and Classification Center (PCSC) in New York may not select the full-service option because they do not submit Mail.dat files to the *PostalOne!* System. To receive full-service, these publications must pay for postage at their acceptance office(s) using Mail.dat files. Electronic Documentation Process A Guide for Centralized Postage Payment (CPP) Customers available at <http://ribbs.usps.gov/index.cfm?page=intellmailguides> provides further instructions to pay using Mail.dat files. When using the request payment feature the mailer sets the payment date for the payment request. The full-service reports are not available until after the payment request is paid. If the mailer or publisher does not make the payment request by 28 days after the first mailing date found in the payment request the system automatically makes the payment request and debits the CAPS account.

17. To configure a Mail.dat file for payment of each Mail.dat job, the mailer shall set the Mailer Postage Account Postage Payment Option to V = PVDS, T = CAPS or C = CPP (if a participant in Centralized Postage Payment for Periodicals).
18. To configure a Mail.dat file for the payment request option and pay for all jobs for an issue at the acceptance office up to 28 days after the first date of mailing, the postal clerk at the acceptance office must set the USPS Publication Number to the CPP option. The mailer shall set the Mail.dat Mailer Postage Account Postage Payment Option to C = CPP. The Electronic Documentation Process Guide for CPP Mailers on <http://ribbs.usps.gov/index.cfm?page=intellmailguides> contains detailed instructions to perform a Payment Request.
19. Comail or Copalletization may not mix CPP paying for postage at the PCSC in New York with other publications paying at the acceptance office in the same ready-to-pay container in the same Mail.dat job. If the CPP publication cannot submit eDoc at the acceptance office, a possible workaround is to put this comail or copalletization data into a separate Mail.dat job. Coordinate with the acceptance office so they may follow special procedures to verify and release this mail.
20. The CPT Component Description is an optional field (may be left blank or may have any description convenient to the mailer) and does not determine enclosure type or class. Enclosure type and class is determined by the CPT's Component - Class, Component - Rate Type, and Periodical Ad% Treatment according to the scenario Periodical with First-Class or Standard Mail Enclosure as written in the IDEAlliance Mail.dat Technical Specification available at www.idealliance.org. The Component - Rate Type is set to Z for incidental enclosures. For incidental enclosures the Periodical includes the weight of the enclosure. For non-incidental enclosures, the *PostalOne!* system generates the appropriate postage statement for the enclosure: PS Form 3600 Postage Statement – First-Class Mail or PS Form 3602 Postage Statement – Standard Mail.
21. The Host Statement Component ID for a ride along or repositionable note will default to the main book, when a ride-along CPT, or repositionable note CPT is in the MPU representing the main book. The Host Statement Component ID for a ride along or repositionable note will default to the addressed supplement, when a ride-along CPT, or repositionable note CPT is in the MPU representing the addressed supplement.
22. Government publications may claim In-County pieces for Periodicals postage statements charged to an Official Mail Accounting System (OMAS) account.
23. When applicable, to claim the limited circulation discount, use the MPU Mailpiece Unit - Rate Type value Y = Regular Limited Circulation or W = Science of Agriculture Limited Circulation and the same value in CPT Component Rate Type.

2.2.6.1 Periodicals Pricing for Letters

Letters map to Periodicals postage statement lines as follows. In this table the .seg Class Defining Preparation has value 2 = Periodicals, the .seg Principal Processing Category has value LT = Letters, the Version Weight calculated from component weights must be less than 16 oz.

Table 2-5: Periodicals Pricing for Letters

Section	.cqt Periodicals Not County / In County	.cqt Rate Category	.csm Container Level	.pqt Package Level
----------------	--	---------------------------	-----------------------------	---------------------------

Section	.cqt Periodicals Not County / In County	.cqt Rate Category	.csm Container Level	.pqt Package Level
Part A In-County Nonautomation Letter Piece Prices	I = In-County	G = 5-Digit Non Barcode K = 3-Digit Non Barcode N = Basic Presort D = Carrier Route (Carrier Route) O = Carrier Route	N/A	N/A
Part C Outside-County Nonautomation Letter Piece Prices	N = Outside-County	G = 5-Digit Non Barcode K = 3-Digit Non Barcode N = Basic Presort D = Carrier Route (Carrier Route) O = Carrier Route	N/A	N/A
Part C Outside-County Firm Bundle Letter Piece Prices	N = Outside-County	FB = Firm Bundles	N/A	N/A
Part D Outside-County Firm Bundle Letter Bundle Prices	N = Outside-County	N/A	As mapped in the Postal Service Mail.dat Technical Specification Table C- 13. Container Level Values	A = Firm Bundle

2.2.6.2 Combined Mail of Periodicals with Standard Mail Flats

The *PostalOne!* system will support Mail.dat submission for combined mail of Periodicals with Standard Mail flats according to the final rule published in the Federal Register June 28, 2011 and at http://pe.usps.com/FRN/CoMail2_final.pdf.

Beginning Jan 8, 2012 for CSM Postage Statement Mailing Date after Jan 22, 2012, the system will process the Mail.dat version 11-2 or version 12-1 file for Combined Mail of Periodicals with Standard Mail flats. The HDR Conventional Presort value is P = Conventional Presort, SEG Class Defining Preparation value is 6 = Std/Periodicals Comailings, SEG Principal Processing Category value is FL = Flat, SEG Logical/Physical CONTAINER Indicator value is P = Physical Container, and SEG Log/Phy PACKAGE Indicator value is P = Physical Package.

For a Standard Mail mailpiece MPA Permit Number and associated data is required. The MPU Mailpiece Unit – Weight field must qualify as a Standard Mail flat and not exceed 16 oz.

For a Periodicals mailpiece, the MPA USPS Publication Number or the pending Periodicals MPA Permit Number and associated data is required. The MPU Flat Machinability must be Y = Machinable on ASFM 100 and the Periodicals version weight must not exceed 22 oz. The CPT Component Weights must be provided for the Periodicals mailpiece for the system to calculate the version weight. The CPT Component-Periodical Ad Percentage and Component - Periodical Ad Percentage: Status must be

provided for the system to calculate the advertising pounds. The Component file field Periodical Ad% Treatment must be populated for components that are part of a Periodicals mailpiece. The optional CPT field Ad % Basis is available to describe the advertising pounds for a Periodicals mailpiece. The CPT field Periodical Issue Date must be populated for the host component in the Periodicals mailpiece.

The MPU Mailpiece Unit – Class value is 2 = Periodicals or 3 = Standard Mail or 5 = Per Pending. The CPT Component – Class must be 1 = First-Class, 2 = Periodicals, 3 = Std Mail, or 5 = Per Pending. Note: A Periodicals host component may have either or both First-Class component(s) and Standard Mail component(s) for enclosures in the same mailpiece.

The MPU Mailpiece Unit - Rate Type is R = Regular (US/MEX/CAN) or N = Nonprofit for Standard Mailpieces or is R = Regular (US/MEX/CAN), N = Nonprofit, S = Science of Agriculture, C = Classroom, W = Science of Agriculture Limited Circulation, or Y = Regular Limited Circulation for Periodicals mailpieces. The MPU Mailpiece Unit – Processing Category is value FL = Flat. The MPU Surcharge field is N = Not Oversized. The MPU Postage Affixed Type is blank. The Component file field Component - Rate Type must be R = Regular (US/MEX/CAN) or N = Nonprofit, M = Repositionable Component, or Z - Included, part of host postage for Standard Mailpieces. The Component file field Component - Rate Type must be R = Regular (US/MEX/CAN), N = Nonprofit, S = Science of Agriculture, C = Classroom, W = Science of Agriculture Limited Circulation, Y = Regular Limited Circulation, H = Per Ride-Along, Z - Included, part of host postage, or M = Repositionable Component for Periodicals mailpieces. The CPT Component-Processing Category must be FL = Flat, but could be FL = Flat, LT = Letter or CD = Card for enclosures on either a Standard Mailpiece or a Periodicals mailpiece.

The MPA File field Postage Payment Option accepts values C = CPP or T = CAPS or D = Debit for a Periodicals mailpiece; T = CAPS or D = Debit for a Standard Mail mailpiece; and D = Debit for a pending Periodicals mailpiece. The Mail.dat Job may contain any combination of allowed Postage Payment Methods.

The MPA File field Postage Payment Method (140) must be P = Permit, T = Per Pend (using Permit), or G = Gov't – Fed (use Permit).

Each Job ID must contain at least 200 pieces or 50 pounds of Standard Mail.

For any container having Outside County Periodicals mailpieces to support container and bundle charges: the CSM file field Container Type must be mapped in the Table Container Type Values; the CSM file field Container Level must be mapped in the Table Container Level Values, CSM file field Entry Point for Entry Discount - Facility Type must be mapped in the table Entry Point for Entry Discount - Facility Type Values. Facility types DDU and ADC are not allowed for this comail. The PQT file Package Level for a Periodicals mailpiece must be one of the values mapped in the Table Package Level values. (These table references are to the *PostalOne!* Mail.dat Technical Specification and have specific entries for mixed class comail.) The system shall validate that if the PQT file Package Level is A (firm) then the bundle may contain only Periodicals flats.

For Periodicals bundle charges, there may be an 'ADC bundle containing mixed ADCs assigned to that NDC. This bundle will be charged the ADC bundle level price on line D6. For Periodicals, container charges there may not be sacks or trays so lines E1 through E24 are not allowed. For Periodicals container charges, pallets may not be origin entry so lines E27, E29, E33, E35, E40, will not be allowed. For Periodicals container charges, destination ADC entry is not allowed so lines E31, E37 and E44 are not allowed. For Periodicals container charges, DDU entry is not allowed so line E46 is not allowed.

For the CQT file field Container Charge Allocation, the system shall ignore the value in this field and if there are multiple titles and/ or issues apportion the container and bundle charges.

For a Periodicals mailpiece, the CQT file field Rate Category must be a value mapped for Periodicals flats; for a Standard Mail mailpiece, the CQT file Rate Category must be a value mapped for Standard Mail flats.

The CQT file field Periodicals: Sub/ Non-Sub/Requester Indicator must be S = Sub N = Non R = Requester for a Periodicals or Pending Periodicals mailpiece and O = Other for a Standard Mail mailpiece. The CQT file field Periodicals: Not County/In County must be N = Not County I = In-County for a Periodicals or Pending Periodicals mailpiece and O = Other for a Standard Mail mailpiece.

For flats, the CQT file field Barcode Discount Or Surcharge Indicator must be O = Other.

Allow Non Full-Service for Combined Mail of Periodicals with Standard Mail Flats

The system shall allow mixed class Standard Mail carrier route flats and calculate correct postage on the following Part F carrier route flats lines (excluding Saturation CR, entry DDU and detached address labels): F2, F3, F4, F5, F7, F8, F9, F10, F12, F13, F14, F15, F29, F30, F31, F32, F34, F35, F36, F37, F39, F40, F41, F42.

The system shall consider a mailing to be mixed Full-Service when the SEG Full-Service Participation Indicator is M = Mixed.

For mixed Full-Service combined mailing, the Periodicals, Pending Periodicals, or Standard Mail Full-Service pieces shall be accepted in PDR or IMR or PBC (Mail.dat 12) and be forwarded to SASP for further processing.

The system shall consider a mailing to not be Full-Service when the SEG Full-Service Participation Indicator is blank.

The system will not accept or forward piece level information to SASP for mailpieces that are not Full-Service.

Spoilage is not allowed in Mail.dat on Standard Mail regular prices or Standard Mail nonprofit prices in mixed class. Business note: Spoilage may be claimed with the refund PS Form 3533.

Copalletization for Combined Mail of Periodicals with Standard Mail Flats

Mailers may use the OCI file to copalletize both Standard Mail and Periodicals Mail in a single copalletized mailing.

For a mixed mailing the .OCI file Container ID and Job ID container may contain Standard Mail or Periodicals Mail or a mixture of Periodicals Mail and Standard Mail.

For a mixed class mailing, the OCI file Original Container ID and Original Job ID container may contain Standard Mail or Periodicals Mail or a mixture of Periodicals Mail and Standard Mail.

The original Container report shall accommodate both Standard Mail and Periodicals Mail in the same report

Periodicals Pricing for Combined Mail of Periodicals with Standard Mail Flats

The system shall consider a mailing to be eligible for Periodicals MADC pricing when the combined mailing has CSM Container Level AG = Mixed NDC and the CSM Entry Point for Entry Discount - Facility Type is O = Origin, C = Origin SCF, E = Origin DU, K = Origin NDC, L = Origin ASF. Other origin will provide error message.

The system shall use the Entry ADC line for the CSM Entry Point for Entry Discount - Facility Type is B = DNDC.

For Mixed class, accept CQT Zone 1-8 for Outside-County mail.

For Mixed class accept CQT Zone 1-8 for In-County.

For CSM Container Level Y=Protected SCF, map the same as SCF Container Level. For AF=Protected NDC, map the same as NDC Container Level.

Optional origin entry is allowed at all pallet levels for Mixed Class Comail

After the Mail.dat file is submitted, the *PostalOne!* system produces postage statements for Standard Mail and Periodicals mail at all origin locations except OADC.

Bundle charges will be apportioned according to the ratio of the Periodicals copies in the bundle to the total copies in the bundle.

Container charges will be apportioned according to the ratio of the weight of Periodicals in the container to the total weight of mail in the container.

2.2.7 Full-service

Full-service provides the Mailers with the option to receive information on the following services: Start-the-Clock, Container Visibility, Address Correction (ACS) Change of Address (COA), ACS Nixie, Performance Based Verification (PBV) Full-Service Compliance Results, eDoc Mail Quality Results, and CONFIRM.

2.2.7.1 Full-service Data Distribution

The dissemination of the data is referred to as full-service Data Distribution. The recipients for the Data Distribution are determined according to the By/For relationship defined in the Mail.dat file submission. If there is a failure of the full-service Data Distribution for Mail.dat files and if the Postal Service decides to use OneCode ACS for the contingency plan, the Address Correction (ACS) Change of Address (COA) and the ACS Nixie shall be provided to the Mailer ID on the affected mailpieces and the Data Distribution designated in the Mail.dat file is ignored.

Submitting the By/For Information

There are two methods for submitting the By/For information for Data Distribution. The selection of the appropriate method is determined by the Mail.dat file used to submit the piece information in Mail.dat. The options are either the Piece Detail Record (PDR) or the Intelligent Mail Range Record (IMR).

Option for Piece Detail Record: If the mailer is submitting the piece information using the PDR Record, the following options can be used for identifying the By/For:

Option A: Component Record and MPU/C Relationship Record

In Component (CPT) record, the Mail Owner can be identified by **either** a Mailer ID of Mail Owner **or** a CRID of Mail Owner (only one of the fields needs to be populated, if both are populated, the order of preference is indicated in the table below). In either case, when using the Component record to provide owner identification, the Host Statement Component ID in the MCR must be populated with the Component ID from the host component record. The Host Statement Component ID in the MCR must always be populated even if it is the same as the Component ID in the MPU/C Relationship Record (self referential).

The PDR record identifies the CQT Database ID and the CQT record identifies the Mailpiece Unit MPU record. The MPU/C Relationship Record (MCR) record for this MPU record where the Component ID is the same as the Host Component ID references the MCR - Primary MPA ID. The *PostalOne!* System finds the MPA - Unique Sequence/Grouping ID that matches the MCR - Primary MPA ID and uses this MPA to find the **either** a Mailer ID of Preparer **or** CRID of Preparer (only one of the fields needs to be populated, if both are populated, the order of preference is indicated in the table below).

Table 2-6. Data Distribution Fields (PDR with CPT and MCR)

Mail.dat File	Mail.dat Field name	Identifies	Order of Preference
---------------	---------------------	------------	---------------------

Mail.dat File	Mail.dat Field name	Identifies	Order of Preference
CPT	Mailer ID of Mail Owner	Owner	First
MPA	Mailer ID of Mail Owner	Owner	Second
CPT	CRID of Mail Owner	Owner	Third
MPA	CRID of Mail Owner	Owner	Fourth
MPA	Mail Owner's Lcl Permit Ref Num / Int'l Bill Num	Owner	Fifth
MPA	USPS Publication Number (applicable only for Periodicals)	Owner	Sixth
MPA	Mailer ID of Preparer	Preparer	First
MPA	CRID of Preparer	Preparer	Second
MCR	Host Statement CPT ID	Host CPT for MPA record	Required

Option B: Mail Postage Account Record (MPA)

In MPA, Mail Owner can be identified by **one of** Mailer ID of Mail Owner, CRID of Mail Owner, or Mail Owner's Lcl Permit Ref Num / Int'l Bill Num. The USPS Publication Number can be used to identify the Mail Owner. (Only one of the fields needs to be populated, if more are populated, the order of preference is indicated in the table below). For Nonprofit Standard Mail, the Mail Owner's Lcl Permit Ref Num / Int'l Bill Num must be populated with the mail owner's permit that is authorized for Nonprofit Standard Mail. USPS Publication Number is only used to identify a Mail Owner for Periodicals mailings.

In MPA record, the Mail Preparer can be identified by **either** a Mailer ID of Preparer or a CRID of Preparer. (Only one of the fields needs to be populated, if both are populated, the order of preference is indicated in the table below).

Table 2-7. Data Distribution Fields (PDR with MPA)

Mail.dat File	Mail.dat Field name	Identifies	Order of Preference
MPA	Mailer ID of Mail Owner	Owner	First
MPA	CRID of Mail Owner	Owner	Second
MPA	Mail Owner's Lcl Permit Ref Num / Int'l Bill Num	Owner	Third
MPA	USPS Publication Number, only for Periodicals Mail)	Owner	Fourth
MPA	Mailer ID of Preparer	Preparer	First
MPA	CRID of Preparer	Preparer	Second

Option for Intelligent Mail Record: If using Intelligent Mail Range record for submitting the piece information, the Mail Owner can be identified by **either** a Mailer ID of Mail Owner or a CRID of Mail

Owner. (Only one of the fields needs to be populated, if both are populated, the order of preference is indicated in the table below.)

In IMR record, the Mail Preparer can be identified by **either** a Mailer ID of Preparer **or** a CRID of Preparer. (Only one of the fields needs to be populated, if both are populated, the order of preference is indicated in the table below.)

Table 2-8. Data Distribution Fields (IMR)

Mail.dat File	Mail.dat Field name	Identifies	Order of Preference
IMR	Mailer ID of Mail Owner	Owner	First
IMR	CRID of Mail Owner	Owner	Second
IMR	Mailer ID of Preparer	Preparer	First
IMR	CRID of Preparer	Preparer	Second

By/For Verification

A By/For Verification process occurs during eDoc processing of full-service Mail.dat files. By/For Verification validates that the Mail Preparer (By) and Mail Owner (For) identifiers specified in the eDoc are internally consistent and valid. The Mail Owner determined during By/For Verification is used to confirm the correct “Profile” to be used for Data Distribution.

The result of By/For Verification determines the data recipients for the Data Distribution. The following reference data is used to determine valid By/For:

- The CRID must be valid in Customer Registration
- The CRID must be associated to the Mailer ID in the Mailer ID system
- The Permit (Mail Owner's Lcl Permit Ref Num / Int'l Bill Num from MPA) must be associated to the CRID in the *PostalOne!* System and must be within the same finance number of the Permit and Permit ZIP+4 in the MPA.
- The Publication Number (USPS Publication Number from MPA) must be associated to the CRID in the *PostalOne!* System and must be within the same finance number of the Publication Number and Permit ZIP+4 in the MPA.

The By/For is invalid if there is a conflict between the Mail Owner and Mail Preparer fields within a Mail.dat, identified during By/For Verification. These discrepancies during eDoc processing are returned to the *PostalOne!* system as By/For Conflict messages. A By/ For Conflict message is provided for notification only. It does not prevent mailers from receiving feedback on ACS, Start-the-Clock, Container Visibility, PBV Full-Service Compliance Results, and CONFIRM. Below the rules for Mail Owner Conflict and Mail Preparer Conflict are described. These rules depend on whether the mailing is with a Piece Detail Record (PDR) record or an IMR.

Mail Owner CRID Conflict with Piece Detail Record

To avoid CRID conflict, when applicable the following items found using the CQT DB ID in the PDR must match.

1. CRID of Mail Owner from MPA
2. CRID of Mail Owner from CPT

3. CRID of Mailer ID for the Mail Owner in MPA
4. CRID of the Mailer ID for the Mail Owner in CPT
5. CRID of the Permit (Mail Owner's Lcl Permit Ref Num / Int'l Bill Num) for Mail Owner in the MPA
6. If Periodicals Mail, CRID of the Publication Number for Mail Owner in the MPA

Mail Owner CRID Conflict with Intelligent Mail Range Record

If using the IMR file, the CRID of Mail Owner from IMR must match the CRID associated to Mailer ID of Mail Owner from IMR.

Mail Owner Mailer ID Conflict

Mailer ID of Mail Owner from MPA must match Mailer ID of Mail Owner from CPT.

Mail Preparer CRID Conflict with Piece Detail Record

CRID of Preparer from MPA must match Mailer ID of Preparer from MPA.

Mail Preparer CRID Conflict with Intelligent Mail Range Record

CRID of Preparer from IMR must match the CRID associated to Mailer ID of Preparer from IMR.

Note: The Mail Owner MID and Mail Owner CRID can be used for Full-Service data distribution, but is not used to identify the mail owner on the postage statement.

2.2.7.2 Full-Service, Mixed Full-Service, Basic, and POSTNET Mailings

The *PostalOne!* system supports the mixture of full-service, basic service, and POSTNET mailpieces in a bundle, sack, or tray for a single mailing. Validation processes such mixed mailings and requires the following fields and values as well as either the Intelligent Mail Range (IMR) or the Piece Detail Record (PDR) file:

Table 2-9. Required Field Values for Full-Service

File	Field Name	Acceptable Values
Header (HDR)	Mail.dat Presentation Category	M, P, I, S
Segment (SEG)	Full-service Participation Indicator	F, M
Segment (SEG)	Class Defining Preparation	1, 2, 3, 4
Mailpiece Unit (MPU)	Mailpiece Unit – Rate Type	First-Class Mail: R Periodicals: R, N, S, C, W, Y Standard Mail: R,N Package Services: B
Mailpiece Unit (MPU)	Mail Piece Unit – Processing Category	LT, FL, CD
Mail Piece Unit (MPU)	Country	US
Mailer Payment Account (MPA)	Postage Payment Method	P, S, L, C, M, T
Component (CPT)	Component – Class	1, 2, 3, 4, 5
Component (CPT)	Component – Rate Type	R, N, S, C, B, T, L, F, B, E, G, J, K, W, Y, Z (In Release 22, Z for a stand-alone CPT in an MPU is for Periodicals Loose Addressed Supplements only)

File	Field Name	Acceptable Values
Container Quantity (CQT)	Service Level Indicator	F, B, P, O Note: For mixed mailings, at least one CQT record must use "F".

2.2.8 Flats Sequencing System (FSS) Preparation

A mailing is considered to meet FSS Preparation when the .csm Container Level is populated with 'E' or 'F' or the .pqt Package Level field is populated with 'X'. Beginning in Release 27.0, the *PostalOne!* system shall support FSS preparation for Mail.dat jobs with .seg Principal Processing Category value FL = Flats, .mpu Mail Piece Unit – Class values 2 – Periodicals, 3 – Standard Mail, and 4 - Package Services: Bound Printed Matter, .csm Container Type value equivalent to pallet, .pqt Package Level value X – FSS and .csm Container Levels values E – FSS Sort Plan and F – FSS Facility. For Periodicals mail class, .csm Entry Point for Entry Discount - Facility Type must be value S – DSCF, R – ADC, B – DNDC, D – DDU, O – Origin, E – Origin DU, J – Origin ADC, K – Origin NDC, L – Origin SCF, C – Origin SCF, Q – Origin AMF, A – ASF, or N – Not Determined.

The *PostalOne!* system will support bundle and container prices for Outside County Periodicals prepared as FSS and mapped to Periodicals postage statement lines as follows for all applicable sack, tray and pallet types per the current mapping.

For this table .seg Class Defining Preparation has value 2= Periodicals, .seg Principal Processing Category has value FL = Flats, and .cqt Periodicals Not County / In County has value N = Outside County, .csm Entry Point for Entry Discount – Facility Type values K – Origin NDC, J – Origin ADC, C – Origin SCF, B – DNDC, R – DADC, S - DSCF .

Table 2-10: Periodicals Pricing for FSS Preparation

In this table, .pqt Package Level is X = FSS.

Section	3541 Statement Line	.csm Entry Point for Entry Discount - Facility Type	.csm Container Level
Part D Outside County Bundle Prices	D4 for 5-digit, Mixed ADC Container	NA	NA
Part D Outside County Bundle Prices	D8 for 5-digit, ADC Container	NA	NA
Part D Outside County Bundle Prices	D12 for 5-digit, SCF container	NA	NA
Part E Outside County Container Prices	E10 for 3-digit, Origin NDC	K – Origin NDC	E – FSS Sort Plan
	E10 for Sack/Tray, Origin NDC	K – Origin NDC	F- FSS Facility
Part E Outside County Container Prices	E11 for 3-digit, Origin ADC	J – Origin ADC	E – FSS Sort Plan
	E11 for Sack/Tray, Origin ADC	J – Origin ADC	F- FSS Facility

Section	3541 Statement Line	.csm Entry Point for Entry Discount - Facility Type	.csm Container Level
Part E Outside County Container Prices	E12 for 3-digit, Origin SCF	C – Origin SCF	E – FSS Sort Plan
	E12 for Sack/Tray, Origin SCF	C – Origin SCF	F- FSS Facility
Part E Outside County Container Prices	E14 for 3-digit, Destination NDC	B - DNDC	E – FSS Sort Plan
	E14 for Sack/Tray, Destination NDC	B - DNDC	F- FSS Facility
Part E Outside County Container Prices	E15 for 3-digit, Destination ADC	R - DADC	E – FSS Sort Plan
	E15 for Sack/Tray, Destination ADC	R - DADC	F- FSS Facility
Part E Outside County Container Prices	E15 for 3-digit, Destination SCF	S - DSCF	E – FSS Sort Plan
	E16 for Sack/Tray, Destination SCF	S - DSCF	F- FSS Facility
Part E Outside County Container Prices	E32 for 3-digit, Origin NDC	K	E – FSS Sort Plan
	E32 for SCF, Origin NDC	K	F- FSS Facility
Part E Outside County Container Prices	E33 for 3-digit, Origin ADC	J	E – FSS Sort Plan
	E33 for SCF, Origin ADC	J	F- FSS Facility
Part E Outside County Container Prices	E34 for 3-digit, Origin ADC	C	E – FSS Sort Plan
	E34 for SCF, Origin SCF	C	F- FSS Facility
Part E Outside County Container Prices	E36 for 3-digit, Destination NDC	B	E – FSS Sort Plan
	E36 for SCF, Destination NDC	B	F- FSS Facility
Part E Outside County Container Prices	E37 for 3-digit, DADC	R – ADC	E – FSS Sort Plan
	E37 for SCF DADC	R - ADC	F- FSS Facility
Part E Outside County Container Prices	E38 for 3 digit, DSCF	S – DSCF	E – FSS Sort Plan
	E38 for SCF DSCF	S - DSCF	F- FSS Facility
Part E Outside County Container Prices	E44 for 5-digit DADC	R – ADC	E-FSS Sort Plan
Part E Outside County Container Prices	E45 for 5-digit SCF	S – DSCF	E-FSS Sort Plan

Package Level of X on Container Levels E or F maps to D15 but there is a change request to change to D12 [79979].

The *Postalone!* system will support pound prices for both In-County and Outside County Periodicals prepared as FSS and mapped to Periodicals postage statement. For this table, .seg Class Defining Preparation has value of 2 = Periodicals, .seg Principal Processing Category has value of FL = Flats, and .cqt Periodicals Not County / In County has a value of I – In Count or N = Outside County.

Table 2-11: Periodicals Pound Charges for FSS Preparation

In this table, .pqt Package Level is X = FSS.

Section	3541 Statement Line	.csm Entry Point for Entry Discount - Facility Type	.cqt Zone
Part A In County Pound Prices	A1 for DDU	D - DDU	NA
Part A In County Pound Prices	A2 for None	N – Not Determined	NA
Part B Outside County Pound Prices	B1 for DDU	D - DDU	NA
Part B Outside County Pound Prices	B2 for DSCF	S - DSCF	NA
Part B Outside County Pound Prices	B3 for DADC	R - DADC	NA
Part B Outside County Pound Prices	B4 for Zone 1 & 2	NA	1 – Zone 1 & 2
Part B Outside County Pound Prices	B5 for Zone 3	NA	3 – Zone 3
Part B Outside County Pound Prices	B6 for Zone 4	NA	4 – Zone 4
Part B Outside County Pound Prices	B7 for Zone 5	NA	5 - Zone 5
Part B Outside County Pound Prices	B8 for Zone 6	NA	6 – Zone 6
Part B Outside County Pound Prices	B9 for Zone 7	NA	7 – Zone 7

Section	3541 Statement Line	.csm Entry Point for Entry Discount - Facility Type	.cqt Zone
Part B Outside County Pound Prices	B10 for Zone 8	NA	8 – Zone 8

The *PostalOne!* system will support FSS Preparation for Standard Mail mailings. For this table, .seg Class Defining Preparation has value of 3 = Standard Mail, .seg Principal Processing Category has value of FL = Flats. FSS Preparation for automation flats will be mapped to the following lines on the Standard Mail postage statement:

Table 2-12: Standard Mail Pricing for FSS Preparation

In this table, .pqt Package Level is X = FSS.

Section	3602 Statement Line	.csm Entry Point for Entry Discount - Facility Type	Price Category
Part D Automation Fats 3,3 oz or less	D1 for None, 5-digit	N – Not Determined	5-Digit
Part D Automation Fats 3,3 oz or less	D5 for DNDC, 5-digit	B – DNDC	5-Digit
Part D Automation Fats 3.3 oz or less	D9 for DSCF, 5-digit	S - DSCF	5-Digit
Part D Automation Fats over 3.3 oz but less than 16oz	D12 for None, 5-digit	N – Not Determined	5-Digit
Part D Automation Fats over 3.3 oz but less than 16oz	D16 for DNDC, 5-digit	B – DNDC	5-Digit
Part D Automation Fats over 3.3 oz but less than 16oz	D20 for DSCF, 5-digit	S - DSCF	5-Digit
Part F Carrier Route Flats 3.3 oz or less	F2 for None, High Density	N – Not Determined	High Density
Part F Carrier Route Flats 3.3 oz or less	F3 for None, Basic	N – Not Determined	Basic
Part F Carrier Route Flats 3.3 oz or less	F5 for DNDC, High Density	B – DNDC	High Density

Section	3602 Statement Line	.csm Entry Point for Entry Discount - Facility Type	Price Category
Part F Carrier Route Flats 3.3 oz or less	F6 for DNDC, Basic	B – DNDC	Basic
Part F Carrier Route Flats 3.3 oz or less	F8 for DSCF, High Density	S - DSCF	High Density
Part F Carrier Route Flats 3.3 oz or less	F8 for DSCF, Basic	S - DSCF	Basic
Part F Carrier Route Flats 3.3 oz or less	F11 for DDU, High Density	D – DDU	High Density
Part F Carrier Route Flats 3.3 oz or less	F12 for DDU, Basic	D – DDU	Basic
Part F Carrier Route Flats over 3.3oz but less than 16oz	F15 for None, High Density	N – Not Determined	High Density
Part F Carrier Route Flats over 3.3oz but less than 16oz	F16 for None, Basic	N – Not Determined	Basic
Part F Carrier Route Flats over 3.3oz but less than 16oz	F18 for DNDC, High Density	B – DNDC	High Density
Part F Carrier Route Flats over 3.3oz but less than 16oz	F19 for DNDC, Basic	B – DNDC	Basic
Part F Carrier Route Flats over 3.3oz but less than 16oz	F21 for DSCF, High Density	S - DSCF	High Density
Part F Carrier Route Flats over 3.3oz but less than 16oz	F22 for DSCF, Basic	S - DSCF	Basic
Part F Carrier Route Flats over 3.3oz but less than 16oz	F24 for DDU, High Density	D – DDU	High Density
Part F Carrier Route Flats over 3.3oz but less than 16oz	F25 for DDU, Basic	D – DDU	Basic

The *PostalOne!* system will support FSS Preparation for Bound Printed Matter mailings. For this table, the .seg Class Defining Preparation has value of 4 = Package Services, .seg Principal Processing Category has value of FL = Flats, .mpu Mail Piece Unit – Rate Type value B – Bound Printed Matter. FSS Preparation for presorted Bound Printed Matter will map to the following lines on the Package Services postage statement:

Table 2-13: Bound Printed Matter Pricing for FSS Preparation

In this table, .pqt Package Level is X = FSS.

Section	3605 Statement Line	.cqt Zone	.csm Entry Point for Entry Discount Facility Type
Part A Presorted – Flats or Parcels	A29	1 – Zone 1 &2	N – Not Determined
Part A Presorted – Flats or Parcels	A30	3 – Zone 3	N – Not Determined
Part A Presorted – Flats or Parcels	A31	4 – Zone 4	N – Not Determined
Part A Presorted – Flats or Parcels	A32	5 – Zone 5	N – Not Determined
Part A Presorted – Flats or Parcels	A33	6 – Zone 6	N – Not Determined
Part A Presorted – Flats or Parcels	A34	7 – Zone 7	N – Not Determined
Part A Presorted – Flats or Parcels	A35	8 – Zone 8	N – Not Determined
Part A Presorted – Flats or Parcels	A36	1 – Zone 1 &2	N – Not Determined
Part A Presorted – Flats or Parcels	A37	3 – Zone 3	N – Not Determined
Part A Presorted – Flats or Parcels	A38	4 – Zone 4	N – Not Determined
Part A Presorted – Flats or Parcels	A39	5 – Zone 5	N – Not Determined
Part A Presorted – Flats or Parcels	A40	6 – Zone 6	N – Not Determined
Part A Presorted – Flats or Parcels	A41	7 – Zone 7	N – Not Determined
Part A Presorted – Flats or Parcels	A42	8 – Zone 8	N – Not Determined
Part A Presorted – Flats or Parcels	A43	1 – Zone 1 &2	B - DNDC
Part A Presorted – Flats or Parcels	A44	3 – Zone 3	B - DNDC
Part A Presorted – Flats or Parcels	A45	4 – Zone 4	B - DNDC
Part A Presorted – Flats or Parcels	A46	5 – Zone 5	B - DNDC
Part A Presorted – Flats or Parcels	A47	1 – Zone 1 &2	B - DNDC

Section	3605 Statement Line	.cqt Zone	.csm Entry Point for Entry Discount Facility Type
Part A Presorted – Flats or Parcels	A48	3 – Zone 3	B - DNDC
Part A Presorted – Flats or Parcels	A49	4 – Zone 4	B - DNDC
Part A Presorted – Flats or Parcels	A50	5 – Zone 5	B - DNDC
Part A Presorted – Flats or Parcels	A51	NA	S - DSCF
Part A Presorted – Flats or Parcels	A52	NA	S - DSCF
Part A Presorted – Flats or Parcels	A53	NA	D - DDU

2.2.9 Unsupported Mailing Cases

The following mailing cases are not supported using Mail.dat files:

- Copalletized mailings where a segment contains only mother containers.
- International mail. INDC (Entry Point for Entry Discount – Facility Type of 'I') is not supported for any mail class.
- Pending Periodicals with parcels prices (including 16-20 ounce flats) do not have postage calculated from the PS Form 3605, the postal clerk shall enter this value using the postage statement provided by the mailer.
- Periodicals parcels that are not bundled. If Periodicals parcels are not bundled, even irregular parcels, validation rejects the Mail.dat file. To submit Periodicals parcels that are not bundled per DMM section 707.23.4, submit the mailing with the alternative standardized documentation and postage statements.
- Only two-pass MLOCR mailings yield valid results. One-pass mailings produce inaccurate reports and postage. Workaround: Use two-pass MLOCR. For two-pass MLOCR mailings the ZIP Destination report is not accurate. Workaround: Mailers must provide this report by alternative means.
- Bound Printed Matter with copies greater than pieces. Workaround: Selective binding of multiple copies is supported if copies are equal to pieces and a new MPU record is created for each unique weight or unique combination of a particular number of copies.
- For Postage Statements submitted via Mail.dat, the full-service discount on the non-incidentals enclosure when applicable is not supported at this time. Non-incidentals enclosures are eligible for the full-service discount when enclosed in host mailpieces that receive full-service discount and are letters or machinable flats. For Periodicals flats must have MPU Flat Machinable = Y for the non-incidentals enclosure to receive a full-service discount. Request a refund of the amount of this postage by the usual manual process (PS Form 3533 Application for Refund).
- Priority Mail is no longer supported.

- For the Mail.dat container, Air Box container type that used to support Air Boxes. USPS currently does not support presorting into an Air Box, instead container type is treated as pallet and charged as sack.

The above list is not exhaustive; the Mail.dat specification may support additional cases that are not supported by the *PostalOne!* system.

2.3 Postage Payment

This section discusses how to list the parties involved in a postage statement, including designating the permit(s) to be used for payment. There are three subsections: Postage statement Generation, Rejection and Conflict Resolution, Permit Roles, Additional Postage, Non-incidentals Enclosures, and Combined Mail.

2.3.1 Postage Statement Generation

This section discusses the key fields used to generate qualification reports, postage statements within a job, and master postage statements based on the Mail.dat 11-2, 12-1 and 12-2 specifications and the *PostalOne!* system.

The *PostalOne!* system automatically generates a new qualification report each time there is a new value found in the Segment file Segment ID.

2.3.1.1 Non-Periodicals Key Postage Statement Generation Fields

The *PostalOne!* system automatically generates a new postage statement each time a unique set of information is found in the fields listed below:

Table 2-14. Key Postage Statement Generation Fields for Non-Periodicals

Field	Record(s)	Notes
Job ID	(Multiple files)	Must be identical for all files in the job.
Mailing Facility	(Multiple files)	Must be identical for all files in the job.
Provider Code or User License Code	(Multiple files)	Must be identical for all files in the job. Mail.dat validation treats this field as case sensitive.
Standard Flat Type	Component (CPT)	Standard mail only.
Container Status	Container Summary (CSM)	
Postage Grouping ID	Container Summary (CSM)	
Postage Statement Mailing Date	Container Summary (CSM)	This is the Mailer's Mailing Date on the postage statement.
Included In Other Documentation	Container Summary (CSM)	(Mail.dat 12-2 ONLY)
Customer Reference ID (previously known as CAPS Reference ID)	Mailer Postage Account (MPA)	
Federal Agency Cost Code	Mailer Postage Account (MPA)	

Field	Record(s)	Notes
Permit Number	Mailer Postage Account (MPA)	Pending Periodicals and non-Periodicals, including enclosures
Permit ZIP+ 4	Mailer Postage Account (MPA)	
Mail Owner's Lcl Permit Ref Num / Int'l Bill Num	Mailer Postage Account (MPA)	
Postage Payment Method	Mailer Postage Account (MPA)	
Permit Number for the corresponding .mcr Additional Postage MPA ID.	Mailer Postage Account (MPA)	
Postage Payment Method for the corresponding .mcr Additional Postage MPA ID.	Mailer Postage Account (MPA)	
Rate Type	Mailpiece Unit (MPU)	
Rate Schedule	Mailpiece Unit (MPU)	
Processing Category	Mailpiece Unit (MPU) or Component (CPT)*	
Mail Piece Unit - Class Component Class	Mailpiece Unit (MPU) or Component (CPT)*	
Standard Flat Type	Mail Piece Unit (MPU)	Standard Mail only.
<Mail Class> Sacking Criteria	Segment (SEG)	
Packaging Services Packaging Criteria	Segment (SEG)	
Detached Address Label Indicator	Segment (SEG)	Standard Mail only. (Mail.dat 9-1, 11-1 and 11-2)
Detached Mailing Label Indicator	Segment (SEG)	Standard Mail and Bound Printed Matter (Mail.dat 12-1)

After individual postage statements are created if applicable, a Master Postage Statement is generated for each combination of various values in the following fields. If there are several Automation Coding Dates, Carrier Route Coding Dates, or Carrier Route Sequencing Dates, the earliest dates apply to the entire statement. Note: The earliest date will not include the default date of 00010101.

Mail.dat jobs that generate a single billable postage statement will display the verification data in that statement and not in a separate Master Postage Statement.

Table 2-15. Key Master Postage Statement Consolidation Fields for Non-Periodicals

Field	Record(s)
Job ID	(Multiple files)
Mailing Facility	(Multiple files)
Postage Statement Mailing Date	Container Summary (CSM)
Processing Category	Mailpiece Unit (MPU) or Component (CPT)

2.3.1.2 Periodicals Key Postage Statement Generation Fields

The *PostalOne!* system automatically generates a new Periodicals postage statement each time a unique set of information is found in the fields listed below:

Table 2-16. Key Postage Statement Generation Fields for Periodicals

Field	Record(s)	Notes
Job ID	(Multiple files)	Must be identical for all files in the job.
Mailing Facility	(Multiple files)	Must be identical for all files in the job.
Provider Code or User License Code	(Multiple files)	Must be identical for all files in the job. Mail.dat validation treats this field as case sensitive.
Periodicals Issue Number	Component (CPT)	
Periodicals Volume Number	Component (CPT)	
Periodicals Frequency	Component (CPT)	
Periodicals Issue Date	Component (CPT)	
Container Status	Container Summary (CSM)	
Entry Point for Entry Discount Postal Code	Container Summary (CSM)	
Postage Grouping ID	Container Summary (CSM)	
Postage Statement Mailing Date	Container Summary (CSM)	This is the Mailer's Mailing Date on the postage statement.
Customer Reference ID (previously known as CAPS Reference ID)	Mailer Postage Account (MPA)	
Permit ZIP+ 4	Mailer Postage Account (MPA)	
Mail Owner's Lcl Permit Ref Num / Int'l Bill Num	Mailer Postage Account (MPA)	
Postage Payment Method	Mailer Postage Account (MPA)	
Publication Number	Mailer Postage Account (MPA)	
Rate Type	Mailpiece Unit (MPU)	
Mail Piece Unit (MPU) ID	Mailpiece Unit (MPU)	
Mail Piece Unit Weight	Mailpiece Unit (MPU)	
Mail Piece Unit Name	Mailpiece Unit (MPU)	
Periodicals Advertising Percentage	Component (CPT)*	
Processing Category	Mailpiece Unit (MPU) or Component (CPT)*	
Mail Piece Unit - Class Component Class	Mailpiece Unit (MPU) or Component (CPT)*	

Field	Record(s)	Notes
Automation Coding Date	Segment (SEG)	
Carrier Route Coding Date	Segment (SEG)	
Carrier Route Sequencing Date	Segment (SEG)	
Container and Bundle Charge Method	Segment (SEG)	
MPA ID for Container and Bundle Charge Method	Segment (SEG)	
Full-Service Participation Indicator	Segment (SEG)	

* When both MPU and CPT values are listed, the CPT values are used for enclosures.

Once postage statements have been created, the *PostalOne!* system reviews the new statements to see if consolidation is necessary. A consolidated and billable statement is generated for each unique set of the listed fields within a job.

Individual postage statements are generated for each unique Permit/USPS Pub number and each distinct Postage Statement Mailing Date column in the CSM file. Additionally, the *PostalOne!* system generates a new postage statement for each unique occurrence of the Customer Reference ID for the subset of the mailing identified by that ID. For all classes of mail, the child statements are not billed individually but are used to construct the Register.

Individual postage statements will also be generated for multiple CAPS accounts used in a single co-mingled mailing. Unique Permit/USPS Pub numbers and the Postage Payment Option set to "T" for CAPS will drive the generation of these postage statements.

In the Periodicals mailing class, the child statements are used to calculate the total postage due. For the Periodicals mailing class, the *PostalOne!* system consolidates postage statements across segments for an entire Mail.dat file. This applies to all files within a job that contain the same values for a postage statement:

Table 2-17. Key Postage Statement Consolidation Fields for Periodicals

Field	Record(s)
Job ID	(Multiple files)
Mailing Facility	(Multiple files)
Periodicals Issue Date	Component (CPT)
Periodicals Issue Number	Component (CPT)
Periodicals Volume Number	Component (CPT)
Container Status	Container Summary (CSM)
Customer Reference ID (previously known as CAPS reference ID)	Mailer Postage Account (MPA)
Federal Agency Cost Code	Mailer Postage Account (MPA)
Mail Owner's Lcl Permit Ref Num / Int'l Bill Num	Mailer Postage Account (MPA)
Mail Owner's Lcl Permit Ref Num / Int'l Bill Num – Type	Mailer Postage Account (MPA)
Permit ZIP Code + 4	Mailer Postage Account (MPA)
Postage Payment Method	Mailer Postage Account (MPA)
USPS Publication Number	Mailer Postage Account (MPA)
Rate Type	Mailpiece Unit (MPU)
Mail Piece Unit Class	Mailpiece Unit (MPU) or
Component Class	Component (CPT)

Field	Record(s)
Processing Category	Mailpiece Unit (MPU) or Component (CPT)
Container and Bundle Charge Method	Segment (SEG)

After individual postage statements are created if applicable, a Verification Statement is generated for each combination of various values in the following fields. If there are several Automation Coding Dates, Carrier Route Coding Dates, or Carrier Route Sequencing Dates, the earliest dates apply to the entire statement. Note: The earliest date will not include the default date of 00010101.

A verification statement will not be generated when there is only one billable statement. The information for the periodicals verifications statement will be displayed on the billable statement.

Table 2-18. Key Verification Statement Consolidation Fields for Periodicals

Field	Record(s)
Job ID	(Multiple files)
Mailing Facility	(Multiple files)
Postage Statement Mailing Date	Container Summary (CSM)
Processing Category	Mailpiece Unit (MPU) or Component (CPT)

2.3.2 Postage Statement Mapping

This section outlines how Mail.dat values are mapping to fields on the postage statement.

2.3.2.1 Non-Periodicals Postage Statement Mapping - Mailing Group Summary Information

The *PostalOne!* system will populate the Mailing Group Summary Information section of the Non-Periodicals Postage Statements based on information that is provided in the mailing.

The fields listed below determine the values that will be populated in the Mailing Group Summary Information section:

Table 2-19. Mailing Group Summary Information Fields

Mailing Group Summary Information Fields	Record/Field	Notes
Mailing Group ID	N/A	Mailing Group Unique Sequence Number
Preparer	.seg Mailing Facility ID	Look up Company Name using Permit information from Mailing Facility ID
Description	.hdr Job Name / Title & Issue	
Mailer's Job #	.hdr Job ID	
Origin	N/A	Displays 'MDAT'
Finance No:	N/A	Stored Finance Number from mailing group information
Open Date	N/A	Date the mailing group was opened

Mailing Group Summary Information Fields	Record/Field	Notes
Close Date	N/A	Date the Postage Statement was Finalized

2.3.2.2 Non-Periodicals Postage Statement Mapping - Mailer Information

The *PostalOne!* system will populate the Mailer Information section of the Non - Periodicals Postage Statement based on the information that is provided in the mailing.

The fields listed below will determine the values that will be populated in the Mailer Information Section of a Periodicals postage statement:

Table 2-20. Mailer Information – Non Periodicals

Non Periodicals Mailer Information	Record/Field	Notes
Permit Holder	.mpa Permit Number	This is the permit charged for the postage statement. For each mailpiece unit, the <i>PostalOne!</i> system uses the MCR file to find the MPA ID. This is represented in the MPA file as 'Permit Number'. The 'Postage Payment Method', identifies the permit type of the listed 'Permit Number' in the Mail.dat file.
Mailing Agent	.mpa Permit Number	This identifies the organization that prepared the mailing and/or delivered it to the postal service for mailing. This information is linked to the user's login account, and is not represented in the Mail.dat file. To attach a Mail.dat file to a preparer permit, the <i>PostalOne!</i> System looks at the User ID that submitted the file. The system looks at permits linked to the locations that User ID is also linked to. (See <i>Permit Roles for more information.</i>)
Org. For Mailing is Prepared	.mpa Mail Owner's LCL Permit Ref Number	This identifies the organization who owns the mail being sent. For each mailpiece unit, the <i>PostalOne!</i> System uses the MCR file to find the MPA ID. The mail owner is represented in the MPA file as 'Mail Owner's Lcl Permit Num / Int'l Bill Num'. If this field is left blank, then the default permit in the postage statement is the same as the permit holder.
Permit Holder's Permit	.mpa Permit Number	
Mailing Agent's Permit	N/A	The system will use Mailing Zip to get the Finance Number. Use the Finance Number and Mailing Facility to get either Ghost Permit or Permit Imprint Permit (Ghost Permit is only used if Permit Imprint Permit is not found). The Permit is used to retrieve display information.

Non Periodicals Mailer Information	Record/Field	Notes
USPS Nonprofit Auth. No.	.mpa Non-Profit Authorization Number	

2.3.2.3 Non-Periodicals Postage Statement Mapping - Mailing / Postage Summary Information

The PostalOne! system will populate the Mailing / Postage Summary information section of the Postage Statement based on information that is provided in the mailing for non-periodicals.

The fields listed below determine the values that will be populated in the Mailing Information section:

Table 2-21. Mailing / Postage Summary Information – Non Periodicals

Non-Periodicals Postage Summary Fields	Record/Field	Notes
Post Office of Mailing	.mpa Permit ZIP+4	
Processing Category	.mpu Mail Piece Unit – Processing Category	
Mailer's Mailing Date	.csm Postage Statement Mailing Date	
Federal Agency Cost Code	.mpa Federal Agency Cost Code	
Statement Seq. No	N/A	System generated sequence number
No. & type of Containers	.csm	Sum of containers grouped by Container Type
Type of Postage	.mpa Postage Payment Method	
Weight of a Single Piece	.mpu Mail Piece Unit Weight	If all pieces have one, distinct weight, the weight is displayed; if pieces have multiple weights, zero is displayed
Hold For Pickup	Hold For Pickup	First-Class Mail, Priority Mail, and Package Services only
Combined Mailing	.mpa Permit Number	Combined Mailing checkbox will be checked when a Mail.dat job is submitted with multiple values populated in the Permit Holder field.
Total Pieces	.cqt Number of Pieces	First-Class Mail, Standard Mail, and Package Services only
Of Total Pieces, # With Simplified Addresses	.cqt Number of Pieces, .cqt Simplified Address Indicator	Standard Mail Only
Of total pieces # with Mobile Interactive Technology	.ccr Characteristic	Use the .ccr Characteristic field to find the CPT ID, MCR ID, and MPU ID affected. Find the number of pieces in the CPT for the MPU ID affected.
Total Weight	.mpu Weight	Sum of weight of pieces using MPU weight.
Permit #	.mpa Permit Number	Additional postage permit number as

Non-Periodicals Postage Summary Fields	Record/Field	Notes
		indicated by the .mcr file Additional Postage MPA ID
For Mail Enclosed Within Another Class	.mpu Mail Piece Unit - Class	First-Class Mail, Priority Mail, and Standard Mail only
For Automation Price Pieces, Enter Date of Address Matching and Coding	.seg Automation Coding Date	
For Carrier Route Price Piece, Enter Date for Address Matching and Coding	.seg Carrier Route Coding Date	Standard Mail only
For Carrier Route Price Pieces, Enter Date of Carrier Route Sequencing	.seg Carrier Route Sequencing Date	Standard Mail only
For pieces bearing a simplified address enter data of delivery statistics file or alternative method	.seg Delivery Statistics File Date	Standard Mail only
Move Update Method	.seg Move Update Method	First-Class Mail and Standard Mail only

2.3.2.4 Periodicals Postage Statement Mapping - Mailing Group Summary Information

The *PostalOne!* system will populate the Mailing Group Summary Information section of the Periodicals Postage Statements based on information that is provided in the mailing.

The fields listed below determine the values that will be populated in the Mailing Group Summary Information section:

Table 2-22. Mailing Group Summary Information Fields

Mailing Group Summary Information Fields	Record/Field	Notes
Mailing Group ID	N/A	Mailing Group Unique Sequence Number
Preparer	.seg Mailing Facility ID	Look up Company Name using Permit information from Mailing Facility ID
Description	.hdr Job Name / Title & Issue	
Mailer's Job #	.hdr Job ID	
Origin	N/A	Displays 'MDAT'
Finance No:	N/A	Stored Finance Number from mailing group information
Open Date	N/A	Date the mailing group was opened

Mailing Group Summary Information Fields	Record/Field	Notes
Close Date	N/A	Date the Postage Statement was Finalized

2.3.2.5 Periodicals Postage Statement Mapping - Mailer Information

The *PostalOne!* system will populate the Mailer Information section of the Periodicals Postage Statement based on the information that is provided in the mailing.

The fields listed below will determine the values that will be populated in the Mailer Information Section of a Periodicals postage statement:

Table 2-23. Mailer Information - Periodicals

Periodicals Mailer Information Fields	Record/Field	Notes
Publication Title and Owner or News Agent's Name	.mpa USPS Publication Number	The system will use the Publication Number to look up permit data that will be used to retrieve the Title and Owner of new Agent's Name
Mailer's Name, Address, Telephone Number, and Email	.mpa USPS Publication Number	The system will use the Publication Number to look up Permit Holder Information
Entry Post Office Name, State, and ZIP+4	.mpa Permit ZIP+4	The system will look up the Finance Number to retrieve the city, state, and ZIP for the Post Office of Mailing

2.3.2.6 Periodicals Postage Statement Mapping - Mailing Information

The *PostalOne!* system will populate the Mailing Information section of the Periodicals Postage Statement based on information that is provided in the mailing for Periodicals mailings.

The fields listed below will determine the values that will be populated in the Mailing Information Section:

Table 2-24. Mailing Information - Periodicals

Mailing Information Periodicals Fields	Record/Field	Notes
Statement for bundles/containers only	N/A	
Price Category	.mpu Mail Piece Unit – Rate Type	
Combined Mailing	.mpa USPS Publication Number	Combined Mailing checkbox will be checked when a Mail.dat job is submitted with multiple values populated in the Permit Holder field. .mpa Permit Number field will be used for Pending Periodicals
Consolidated Postage Statement	NA	Consolidated Mailing checkbox will be checked when a Mail.dat job is submitted as a consolidated periodical statement.
Publication No.	.mpa USPS Publication Number	
Edition/Code	.mpu Mail Piece Unit	

Mailing Information Periodicals Fields	Record/Field	Notes
	Name	
Mailer's Mailing Date:	.csm Postage Statement Mailing Date	
Processing Category	.mpu Mail Piece Unit – Processing Category	
No. of Addressed Pieces Excluding Address Supplements	N/A	Sum of the number of pieces for each line item for each completed part of the postage statement (excluding Addressed Supplements)
In-County Addressed Supplements	.mpu Mail Piece Unit – Class, .cpt Component – Rate Type	Sum of the number of In-County Addressed Supplements
Out-County Addressed Supplements	.mpu Mail Piece Unit – Class, .cpt Component – Rate Type	Sum of the number of Out-County Addressed Supplements
Of total pieces # with Mobile Interactive Technology	.ccr Characteristic	Use the .ccr Characteristic field to find the CPT ID, MCR ID, and MPU ID affected. Find the number of pieces in the CPT for the MPU ID affected.
Issue Date	.cpt Periodical Issue Date	
Volume Number	.cpt Periodical Volume Number	
Issue Number	.cpt Periodical Issue Number	
Issue Frequency	.cpt Periodical Frequency	
Statement Sequence No.	N/A	System generated sequence number
Weight of Single Ride-Along Piece	.cpt Component - Weight	Calculated for Rate Type 'H' (Ride Along Weight)
Weight per Copy for Issue	.cpt Component – Weight	Calculated for the .cpt records that are not Ride Alongs or non-incidentals enclosures
Advertising Percentage in This Issue	.cpt Component – Periodical Ad Percentage	
Number and Type of Containers	.csm	Sum of containers grouped by Container Type
For Automation Price Pieces, Enter Date for Address Matching and Coding	.seg Automation Coding Date	
For Carrier Route Price Piece, Enter Date for Address Matching and Coding	.seg Carrier Route Coding Date	
For Carrier Route Price Pieces, Enter Date of Carrier Route Sequencing	.seg Carrier Route Sequencing Date	
For pieces bearing a simplified address enter data of delivery statistics file or alternative method	.seg Delivery Statistics File Date	

Mailing Information Periodicals Fields	Record/Field	Notes
Total Postage	N/A	Calculated by summing the total postage for all parts of the postage statement

2.3.3 Permit Roles

Postage statements have three primary roles Permit Holder, Mailing Agent, and Mail Owner. For all three roles The Permit Number or the USPS Publication Number must have 'Active' status in the *PostalOne!* system and have the required fields populated by the acceptance office. The system shall use the Name and Address for the Mailing Agent, Mailing Owner and Preparer from address of the CRID to populate the postage statement record. Each role is explained below.

Permit Holder. This is the permit charged for the postage statement. For each mailpiece unit, the *PostalOne!* system uses the MCR file to find the MPA ID. This is represented in the MPA file as 'Permit Number' or 'USPS Publication Number'. The 'Postage Payment Method', identifies the permit type of the listed 'Permit Number' in the Mail.dat file. For Periodicals mail, the permit holder must be the 'USPS Publication Number'. To qualify for Periodicals Nonprofit, Classroom or Science of Agriculture prices, the 'USPS Publication Number' record at the acceptance office must show this price is authorized. If not, the system generates an error message and will not accept the Mail.dat file.

Mailing Agent (Preparer). This identifies the organization that prepared the mailing and/or delivered it to the postal service for mailing. This information is linked to the user's login account, and is not represented in the Mail.dat file.

To attach a Mail.dat file to a preparer permit, the *PostalOne!* system looks at the User ID that submitted the file. The system looks at permits linked to the locations that User ID is also linked to. The system looks at the post office of mailing. The system considers finance number association of permits linked to locations to finance number of post office of Mailing. If the system finds more than one permit possibility, system takes first active (type PI) permit (could be any of the linked locations, not necessarily the one that submitted the file). For this reason the attached preparer permit may not be accurate and the user may not be able to fix it.

In the Mailing Agent block on the Postage Statement, the company name and address information found from the CRID in the Mail.dat MPA Preparer CRID shall be displayed. If the Mail.dat file MPA Preparer CRID is used, then the preparer permit number, telephone number, email address, or customer number will not be displayed. The submitter of the Mail.dat file may update this CRID. The owner of the CRID may update the name and address information associated with the CRID. If the Mail.dat file MPA Preparer CRID is blank, then the Mailing Agent block will be filled with the name and address information found from the preparer permit attached to the Mail.dat file (see above). The preparer permit number and the associated company name, address, telephone number, and email address will be displayed. The name and address information on this permit may be updated by the postal clerk and will apply to subsequent Mail.dat updates.

Org for Mailing is Prepared (Owner): This identifies the organization who owns the mail being sent. For each mailpiece unit, the *PostalOne!* system uses the MCR file to find the MPA ID. The mail owner is represented in the MPA file as 'Mail Owner's Lcl Permit Num / Int'l Bill Num'. If this field is left blank, then the default in the postage statement is the same as the permit holder. The permit type for this permit number is 'Mail Owner's Lcl Permit Ref Num / Int'l Bill Num Type' in the Mail.dat file. For example, if a ghost permit is listed in Mail Owner's Lcl Permit Num / Int'l Bill Num, then position 98 will be listed as 'V' = Virtual. To qualify for the Nonprofit Standard mail price (in the MPU file Rate Type) the system checks if the 'Mail Owner's Lcl Permit Num / Int'l Bill Num' (or if blank the default 'Permit Number' of the permit holder) record in the *PostalOne!* system has a valid nonprofit authorization number assigned to it. If so, the system allows the Nonprofit Standard mail price. If not, the system generates an error message and will not accept the Mail.dat file.

For an example of these fields on a postage statement, see Figure 2-2. Postage Payment Roles

Postage Summary							
Permit Holder:	PAYER 1 COMMERCE STREET A CITY, ZZ 12345-1234 Contact: JOHN DOE (123) 555 - 1234 jdoe@owner.com	Mailing Agent:	MAIL PREPARER 9 PUBLISHER STREET A CITY, ZZ 12345-9876 Telephone: (123) 555-4321	Org. For Mailing is Prepared:	PAYER 1 COMMERCE STREET A CITY, ZZ 12345-1234 Telephone: (123) 555-1234 Email: jdoe@owner.com		
Permit Holder's Permit:	Permit Imprint 1	Mailing Agent's Permit:	Permit Imprint 999	Processing Category:	Letters (may include Cards)		
Post Office Of Mailing:	GLASGOW KY 42141	Mailer Provided Mailing Date:	10/08/2010	Weight of Single Piece:	0.0183 lbs.		
Total Pieces:	12,179 pcs.	Total Weight:	222.8757 lbs.	Total Postage:	\$ 4,079.97		
No of Containers:	1' MM Trays:	2' MM Trays: 10	2' EMM Trays:	Flat Trays:	Sacks:	Pallets:	Other:
Move Update Method:	ACS						
Statement Certification Date:	10/06/2010		Transaction Date:	10/06/2010			

Figure 2-2. Postage Payment Roles

All Mailer Postage Account (MPA) records must have a value in the 'Permit ZIP+4/Postal Code' field. The Permit ZIP+4 value must be the ZIP Code associated with the Post Office location where the permit is held or the original or additional entry office where the USPS Publication Number is held. The *PostalOne!* application requires the "Permit ZIP+4" field as part of the information necessary to uniquely identify a Permit number or USPS Publication Number at a Post Office location. For the *PostalOne!* system to complete an end-to-end transaction, it is necessary to have the Permit ZIP+4 information with *all* postage transactions.

Note: The Mail Owner MID and Mail Owner CRID can be used for Full-Service data distribution, but is not used to identify the mail owner on the postage statement.

2.3.4 Additional Postage

When postage affixed (precanceled stamp or meter) is used, the file must include a separate MPA record. This separate MPA record **MUST** be linked to a Permit Imprint account; Postage Payment Method must be a 'P'.

Note: An MLOCR mailing with Postage Payment Method (MPA) values "G" (Government), "S" (Precanceled stamps), "C" (Metered - Correct), "L" (Metered – Lowest), or "M" (Metered – Neither) must have one Additional Postage MPA ID in the MPU / C Relationship (MCR) record. Only one account is allowed for additional postage payment for this type of mailing, even if the mailing includes multiple statements. The first record must be a Metered or Precanceled Stamp permit, and is used to authorize the mailing. All subsequent MPA records must be Permit Imprint or ADDPOS (Additional Postage) permits, and are used to charge any additional postage due.

2.3.4.1 Presort & MLOCR Regular (2-pass) Files:

The MCR file links to the MPA record. The 'Primary MPA ID' of the MCR record maps to the 'MPA Unique Sequence ID' of the primary permit(s) in the MPA record. When there is additional postage, then the 'Additional Postage MPA ID' of the MCR record maps to the 'MPA Unique Sequence/Grouping ID' of the Permit Imprint in the MPA record set for additional postage in the Mail.dat file.

Note: An MLOCR mailing with Postage Payment Method (MPA) values "G" (Government), "S" (Precanceled stamps), "C" (Metered - Correct), "L" (Metered – Lowest), or "M" (Metered – Neither) must have one Additional Postage MPA ID in the MPU / C Relationship (MCR) record. Only one account is allowed for additional postage payment for this type of mailing, even if the mailing includes multiple statements. The first record must be a Metered or Precanceled Stamp permit, and is used to authorize

the mailing. All subsequent MPA records must be Permit Imprint or ADDPOS (Additional Postage) permits, and are used to charge any additional postage due.

Table 2-25. Presort and MLOCR Regular ID Requirements

To Pay	MCR Record 1	MPA Record 1	MPA Record 2
Postage Statement Charges	Primary MPA ID	MPA Unique Sequence/Grouping ID	
Additional Postage Charges	Additional Postage MPA ID		MPA Unique Sequence/Grouping ID

2.3.4.2 MLOCR One-Pass Files:

The 'Primary MPA ID' maps to the 'MPA Unique Sequence ID' of the primary permit(s) in the MPA record. When there is additional postage, then the 'Additional Postage MPA ID' maps to the 'MPA Unique Sequence ID' of the Permit Imprint in the MPA record set for additional postage in the Mail.dat file. In addition, the Postage Adjustment MPA ID must be the same as the 'Additional Postage MPA ID'.

Table 2-26. MLOCR One-Pass ID Requirements

To Pay	MCR Record 1	MPA Record 1	MPA Record 2
Postage Statement Charges	Primary MPA ID	MPA Unique Sequence/Grouping ID	
Additional Postage Charges	Additional Postage MPA ID Postage Adjustment MPA ID		MPA Unique Sequence/Grouping ID

2.3.5 Non-Incidental Enclosures

In Mail.dat non-incidental enclosures are supported for First-Class Mail, Standard Mail, Bound Printed Matter and for Periodicals. In this case the enclosure is a separate postage statement from the mailpiece it was enclosed within and has a separate MCR record and MPA record. For Bound Printed Matter or Periodicals mailings that include First-Class Mail or Standard Mail enclosures, the permit used to pay for the enclosure must be a valid Permit Imprint, Metered, Precanceled Stamp, OMAS Imprint, or OMAS Metered permit. To designate a permit as the enclosure permit, in addition to standard required fields, mailers must set the enclosure payment settings as shown in the table below:

Table 2-27. Enclosure Payment Settings

File	Field	Description
MPA	MPA – Unique Sequence/Grouping ID	Unique identifier for enclosure
MPA	Permit Number (if applicable)	Permit used to pay for the enclosure
MPA	USPS Publication Number (if applicable)	USPS Publication Number used to pay for the enclosure
MCR	Component ID	Component that is the enclosure
MCR	Primary MPA ID	Points to the MPA file
CPT	Component – Class**	For Periodicals with enclosures only.
CPT	Component – Rate Type**	For Periodicals with enclosures only.

** For information on completing these fields, see the “Periodical with First-Class or Standard Mail Enclosure” section in the Appendix of the IDEAlliance Mail.dat Specification.

2.3.6 Combined Mail

There is an indicator on the postage statement for combined mail. Mail from several permit holders may be combined. For non Periodicals mail, when there are multiple permit holders in the MPA file the combined mail single-class box on the postage statement is checked. For Periodicals mail when there are multiple USPS Publication Numbers or pending Periodicals permit numbers in the MPA file, the combined mail single-class box is checked.

If there are multiple permit holders in the mailing and the mail is from different classes or subclasses, the combined mail multiple classes box is checked. Multiple classes are allowed for Package Services combinations of Bound Printed Matter, Media Mail and Library Mail.

2.4 Typical File Formatting Problems

As more customers begin to utilize the *PostalOne!* system, we have been able to identify several common errors made in formatting fields. For details on field validation, see Appendix C. Mail.dat Field Validation. The more common errors are:

1. The optional date fields defined in the Mail.dat File Specification are often filled with zeros. The system validates all optional fields containing information and does not consider zeros to be acceptable date values.
2. The file/record level status flags are not used consistently. The system requires that all file/record level flags be consistent and does not allow any mixed Mail.dat transactions. For example, for an original Mail.dat transaction, all file level status flags should be set to "O".
3. An attempt to transfer a file fails because of an invalid “Mail Facility ID” (CRID in version 09-1 or eDoc Submitter CRID in 11-1 and 11-2) in the segment (SEG) record. When looking at the actual data, the file shows all of the data in the correct positions according to the Mail.dat File Specification. However, the software being used has written a blank record in the carriage return and line feed pair causing the data in the Segment file to be off by two characters. Solution: Delete the blank record and resave the file; the data will be in the proper positions in the file.
4. If the files were validated and transferred, but not accepted by the database and the error received is "Internal System Error," a file may have null characters. The database will not accept a file with null characters. To spot the null characters, open the Mail.dat files using the Text pad utility. The null characters appear as black squares. Delete the black squares, and then resubmit the files.
5. If files cannot be transferred due to an issue with the ZIP Code+4 or a permit, verify with the Postal Service that the permit, or in some cases the ghost permit, exists at the same finance number (ZIP Code) as the permit(s) used to pay for the postage statements in the job. The finance number ZIP Code is in the Mailer Postage Account record. (A ghost permit is a record set up by the Postal Service in the *PostalOne!* database to designate parties on the postage statement that are not the permit holder. For example, the mail owner authorized for nonprofit Standard Mail.)
6. A Mail.dat job was submitted successfully; however, upon resending the file, the transfer fails because the job has already been submitted under that specific Job ID. When transferring Mail.dat files, once an original Mail.dat job was transferred successfully, only send subsequent updates to that job. To send the original again, delete the job. For details about updates, see Section 2.5, Sending Job Updates.

2.5 Sending Job Updates

Large mailing jobs are often split into smaller production units, then produced and presented for acceptance incrementally (along with supporting documentation) over several days or even weeks. Specific details of a mailing job may change. For example, a piece weight may have changed or an initial estimated weight becomes finalized when the mail is produced. Also, in-process mailing jobs may be canceled in whole or in part for a variety of reasons. The *PostalOne!* system, via the *Mail.dat File Specification*, accommodates these and other tasks and provides business mailers the means to communicate them to the Postal Service. These scenarios are handled as updates to the original Mail.dat file initially sent to the system. The list below includes the general guidelines for sending updated Mail.dat files:

The system must receive an original Mail.dat file before any update can be received and processed.

Mailers can send multiple updates to a mailing job, as long as they observe the rules established by the Mail.dat File Specification and those of the *PostalOne!* system.

For mailers with an Optional Procedure (OP) mailing system, 100% of the containers in a mailing job must eventually be accounted for when a job is updated.

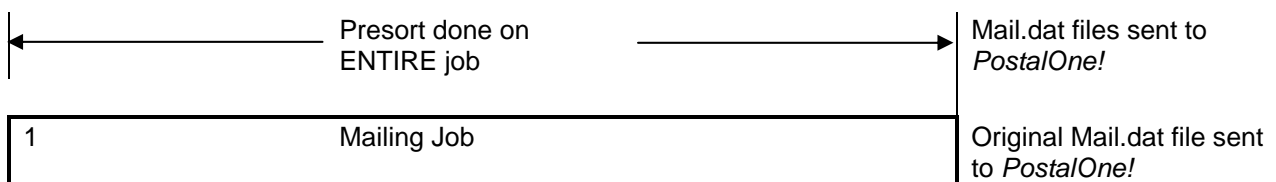
The table below lists the files a mailer commonly includes in original and update transfers.

Table 2-28. Files Included in Original and Update Transfers

Original Mail.dat File	Update
*Header	*Header
*Segment	*Segment
*Mailpiece Unit	Mailpiece Unit
*MPU/C Relationship	Component
*Mailer Postage Account	*Container Summary
*Component	Container Quantity
*Container Summary	Piece Detail
*Container Quantity	Postage Adjustment
*Package Quantity	Package Quantity
Piece Detail	Intelligent Mail Range Record
Intelligent Mail Range Record	
Walk Sequence Record	

*Required files

Following is a common update scenario to an original Mail.dat file: The mailer creates an ORIGINAL mailing data file after presort processing a large job and sends that file to the *PostalOne!* system. For each portion of the job, the mailer produces the incremental portion, presents it for acceptance, and sends an UPDATE to the Mail.dat file. This scenario is illustrated in Figure 2-3 below.



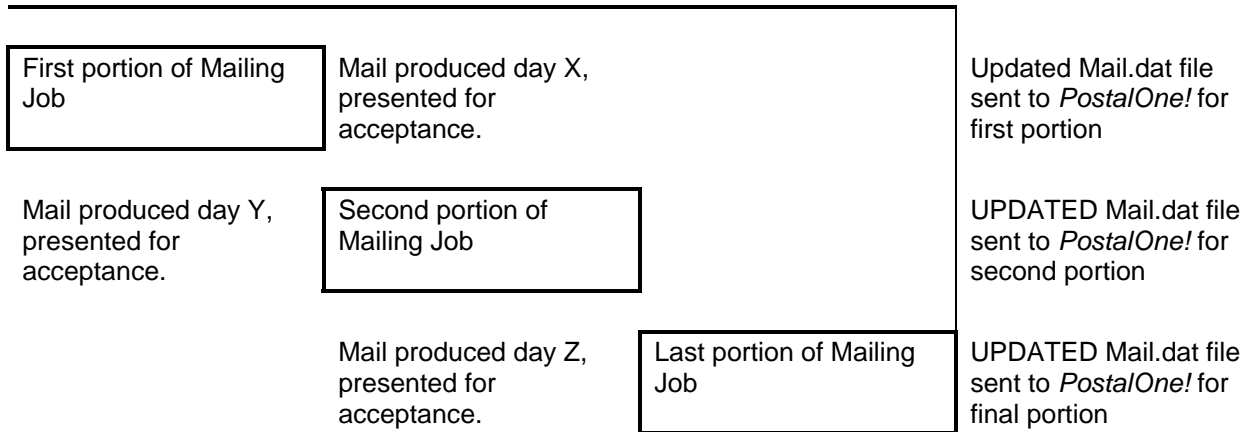


Figure 2-3. Sending Job Updates to the *PostalOne!* System

Note: Mailers can indicate that a portion or entire mailing job is ready for payment in an Original mailing file. If an entire job or portion of a job is ready to pay and will be presented for acceptance, an Update is not necessary or required unless postage adjustments need to occur or the mailer needs to update transportation information for CSAs or recurring appointments.

2.5.1 Rules for Sending Container Status Updates

When sending an update transmission, mailers participating in the *PostalOne!* program must follow these rules and requirements:

The Header file must contain a "U" in the appropriate status field.

The *PostalOne!* system validates all container status updates and fails transactions that violate the rules in the following table, which contains the valid container status values to which a given container can be changed. If updating the Container Summary Record, must reflect the appropriate status and have one of the following allowable values:

Table 2-29. Allowable CSM Container Status Values

Container Status	Allowable Next Container Status	Notes
' ' or O	D, P, R, X or C	
P	D, P, R or C	
R	D, X, T, or C	Once the postage statement is finalized by the Postal Service only T is allowed.
C	D, P, X or R	
D		No changes allowed.
T	D, X, T, or C	
X	T	

File transfers that include one or more containers with status "D" result in the cancellation of the entire postage statement and impact the reconciliation report accordingly. The IM Barcode(s) for the containers,

trays, and pieces of a deleted container cannot be used for the 45 days from the time the "D" status is sent for the container.

Original file transfers can have a container status "P" or "R" value. A preliminary or estimated postage statement will be generated with the Qualification Report. This postage statement will have the status "EST" displayed on the Dashboard.

File transfers with the container status "R" generate postage statements with a status "UPD" (USPS Processing Due) displayed on the Dashboard. Postal clerks can only finalize (bill) UPD postage statements. If the statement should not be finalized cancel the job. Postage Statements should not be left open in the UPD status.

If there are CPP Customers who pay postage by having the CPP unit at the Pricing and Classification Service Center in New York enter their postage statements manually, do not send container status 'R' for this mail. Information about how to migrate CPP Customers to eDoc is in the guide *eDoc Process: A Guide for CPP Customers* at <http://ribbs.usps.gov/index.cfm?page=intellmailguides>.

When the statement is finalized it will be in FIN or FPP status. If a statement for a Mail.dat job is in FIN or FPP status the containers in that Mail.dat job cannot be cancelled. After the postal clerk reverses the postage statement then the postage statement is in REV status and the containers may be cancelled. At this point there are three options

- Send an update ready-to-pay on the same Job ID. The container status "R" value can only be resent if a container is cancelled (set to "C") prior to the second "R" being sent. The file fails if a second "R" is sent without canceling the container first.
- If your change cannot be sent as an update, delete the original Job ID and reuse the same Job ID.
- If Job deletion fails or there is a requirement for a new Job ID, submit a new Job ID. If there is a FAST appointment, provide the Reservation number, FAST Content ID, and Scheduled Induction Date in the Mail.dat Container Summary CSM file for the new Job ID.

Updates to weight are reflected only in a postage statement with a "P" or an "R" value. If an update to weight is received within any other update, it is logged, but no recalculation of the postage statement occurs until a "P" or an "R" value is received.

Only one estimate of postage is generated for an entire mailing job, unless more than one actual postage statement is required for the mailing or the same containers are sent multiple times with status "P". Original job files generate preliminary statements, and group containers by date; to perform these functions, the container status associated with the original submission must be "P". A separate update is not required.

A container can be deleted if it is not associated with a postage statement since it is the postage statement that is being deleted, not the existence of the container itself.

A container can be deleted if it is associated with any postage statements at the "UPD" stage. It will be similar as a cancel job. The associated postage statements will be cancelled and container status of their containers will be reset to "O" if they are not deleted.

A container cannot be deleted if it is associated with a postage statement at one of the following stages: PAV, AVW, FAI, PAS, PEN, COM, FIN, or FPP.

2.5.2 Job Updates

To send an update to an existing Job in the system, make sure that all File Status flags in each file being transmitted reflect a "U" for update. All subsequent files included in the transfer of an update should include a "U" in the File Status flag field. For example:

1. Even though the HDR file has separate file statuses for each file all file statuses for files being submitted must be set to the same value. To add any records to a Mail.dat file, you will need to set all file statuses for all submitted files to "C". If no records are added, the file statuses can be "U". Files that are not being submitted should have a file status of "N".
2. To add records to a Mail.dat file, those new records should have record statuses of "I" and existing records should have record statuses of "U". All File Status flags in the HDR file must have a "C" for change.
3. If you are adding a file that has not been previously submitted (PAR, PDR, etc.), all file statuses should be "C" and all records in the new file should have a record status of "I".
4. If you are adding the PDR file to your Mail.dat in an update, also submit all PQT and CQT records linked to the PDR records submitted.
5. The only file that cannot be updated or changed is the PAR file. Only one PAR file can be submitted per job.
6. Updates and inserts to the CQT and PQT files will be allowed for Mail.dat files until the CSM Container Status filed is "R" for Ready to Pay. Existing validations will be rerun for the update or insert job. The Qualification Report(s) is not regenerated after the submission of a CQT or PQT update or insert job. If a postage statement containing updates and inserts to the .cqt and .pqt files is cancelled, the mailer must resubmit the corresponding updates and inserts in a subsequent Mail.dat submission. After a postage statement is cancelled all updates and inserts are removed.
7. Updates to original file records within change jobs will no longer be accepted. If original records (identified by Mail.dat Record Status set to "O") are submitted in a change job (identified by HDR File Status set to "C"), the system compares the submitted values in the change job with the existing values already submitted for that record. If the original records have updated values, the system rejects the job. If a mailer intends to update a record, then the Record Status field must be populated with 'U' to ensure that the job is accepted and the updates are successfully loaded into the *PostalOne!* database.

Alternately, to resend an original file, first delete the job, then resend the job. The same Job ID can be used if the first attempt to submit if the file is deleted prior to the second attempt. If Job deletion fails or there is a requirement for a new Job ID, submit a new Job ID. If there is a FAST appointment, provide the Reservation number, FAST Content ID, and Scheduled Induction Date in the Mail.dat Container Summary CSM file for the new Job ID.

Duplicate original or update jobs that are submitted simultaneously will be rejected. Previously, if two users submitted the same job at the same time, or if a user submitted a job using the Mail.dat client application at the same time that their batch process submitted it, both jobs would be accepted and neither job could be completed or updated successfully.

Mailers can no longer cancel files submitted using Mail.dat files if the job has been frozen for processing by a postal employee.

Mailers must include the .csm file for all Update and Change jobs. The mailing will be rejected if the .csm file is not included.

Mailers must include the .pqt and the .pdr/.imr files for Full-Service or Mixed Service mailings to ensure that Full-Service feedback is provided.

2.5.3 Transportation Updates

To update transportation information, use the "T" value to update the FAST recurring appointment and CSA information and container barcode information in a file set of "R" or "X". The only way to update a file marked "X" is with a "T." A "T" value is accepted only after an "R" or "X" has been sent because no transportation update is necessary until the indication of payment. You can update transportation information only after it has been marked Ready to pay ("R") or Paid and Closed ("X"). Original file transfers fail if a "T" is sent.

For a transportation update, in the Header Record (HDR) provide a new Header History Sequence Number that is lower than last submission. In the Container Summary File provide Container Summary File Status = "U". In the Segment File (SEG) provide SEG Record Status = "U" for all segments submitted. All other values should be the same as last submission. If a value is changed from the last submission and it is not one of the allowed fields listed below, the Mail.dat file is not accepted. If you don't intend to change a value in one of the fields that can be changed, include the value previously submitted.

For a transportation update, include in the Container Summary File (CSM) all parent, child and sibling records to be updated. For sibling records, the only value that can be changed other than CSM Record and Container statuses is Label:IM™ Container or IM™ Tray Barcode. All other fields must have the same values as in the last submission. The validator will accept files that have changes to non-Transportation Update fields. These field changes will be ignored and only allowable Transportation Update fields will be updated in *PostalOne!*

If this creates difficulties, the alternative method to a transportation update is to use the ContainerUpdateRequest Mail.XML message to do the update instead. With Mail.XML, only the changed fields need to be sent.

A Transportation Update job will be rejected if it is submitted more than 30 days after the CSM Postage Statement Mailing Date.

This table lists the fields that can be changed in a transportation update:

Table 2-30. Allowable CSM Transportation Update Values

CSM Field Name	Notes:
CSM Record Status	Must be "U"
Container Status	Must be "T"
Label: IM™ Container Or IM™ Tray Barcode	Only field that can be changed on Sibling records
Label: 10-Character Container Barcode	
Display Container ID	
Reservation Number	
Scheduled Induction Date	If Full-Service or Mixed, must be populated if Reservation Number is populated. Dates must be within 30 days (past or future) of the Postage Statement Mailing Date for a Full-Service mailing.
Scheduled Induction Time	If Full-Service or Mixed, must be populated if Reservation Number is populated
USPS Pick Up Indicator	

CSM Field Name	Notes:
Scheduled Ship Date	If Full-Service or Mixed, must be populated if USPS Pickup Indicator="Y". Dates must be within 30 days (past or future) of the Postage Statement Mailing Date for a full-service mailing.
Scheduled Ship Time	If Full-Service or Mixed, must be populated if USPS Pickup Indicator="Y"
CSA Trip ID	
FAST Scheduler ID	
FAST Content ID	
Entry Point - Actual / Delivery - Locale Key	
Entry Point - Actual / Delivery - Postal Code	
Stop Designator	
Truck or Dispatch Number	

2.5.4 Rules for Sending Header Status Updates

The Delete Job Transaction

You can close a mailing job (i.e., containers canceled) by sending a "delete" file. This signals that the product, for whatever reason, is no longer going to mail.

For Mail.dat version 09-1 or above, a delete file is composed of a header file and a segment file. The segment file specifies the individual facility (using the Mail Facility ID (CRID) field) affected. Only one Mail Facility ID is allowed in a Mail.dat Job ID.

The Change Job Transaction

If the File Status fields in the header file for a Mail.dat job are set to "C", the job is considered a "Change" job. Per the *Mail.dat File Specification*, available change actions are 'I'nsert and 'U'pdate, based on the values contained in the record level status flags. Although the specification includes support for the 'D'elete flag, the *PostalOne!* system only supports the "I", "O" and "U" flags.

If the Primary MPA ID in the MPU/Component Relationship (MCR) file of an update job is different from the original MPA ID, the new MPA ID must match the MPU – Unique Sequence/Grouping ID (positions 9-18) in the Mailer Postage Account (MPA) file of the first submission (original or preliminary).

Replace Job Transactions

A Mail.dat job may be replaced by sending a 'delete' transaction (see below) then resubmitting the same job.

To use the *PostalOne!* system, mailers must use file/record level status flags for all Mail.dat files. The table below lists the file/record level status flags allowed by the system for each transaction type.

Table 2-31. File and Record Level Status Values

Mail.dat Transaction Type	File Level Status	Record Level Status	Required Files (Minimum)
---------------------------	-------------------	---------------------	--------------------------

Mail.dat Transaction Type	File Level Status	Record Level Status	Required Files (Minimum)
'O'iginal	All flags must be set to 'O'.	All flags must be set to 'O'.	HDR, SEG, MPU, MCR, MPA, CPT, CSM, CQT, PQT
'D'elete	All flags must be set to 'D'.	All flags must be set to 'D'.	HDR, SEG
'R'eplace	Not supported by the <i>PostalOne!</i> system.	Not supported by the <i>PostalOne!</i> System.	Not supported by the <i>PostalOne!</i> system.
'C'hange	All flags must be set to 'C'.	All flags must be set to either 'I' or 'U'.	HDR, SEG
'U'pdate	All flags must be set to 'U'.	All flags must be set to 'U'.	HDR, SEG

The Mail.dat file structure is validated for the different Mail.dat transaction types, as follows:

- The file level status flags must be consistent for a given Mail.dat transaction. For example, for an "original" transaction, all file level status flags in the header record must be set to "O". If some optional files are not included in the "original" transaction, the record count for those files must be 0 (zero). Similarly, for "update" or "change" or "delete" transactions, all file level status flags must be set to "U" or "C" or "D" respectively.
- "Original" transactions – For original Mail.dat transactions, the Mail.dat file structure is verified based on the presentation category, as described above. A PDR, PBC or IMR file has to be present in the "Original" transaction for a full-service or mixed full-service and non full-service mailing.
- "Update" transactions – For all update transactions, the Header and the Segment files are required. All other files are optional. However if sending the Container Summary Record (CSM) that is not a sibling container then the Container Quantity (CQT) and Package Quantity Record (PQT) are required. In the case of full-service, if sending the Container Summary Record (CSM) if not a sibling container, the PDR (Piece Detail Record) and the IMR (Intelligent Mail Range) are also required.
- For entry level and zone optimization that occurs after sending the Mail.dat file with container status original to generate the qualification report, it is not possible to do a Container Quantity CQT insert. Coordinate with the acceptance office to arrange timing for the original submission after the entry level and zone optimization or cancel the original job and resend it. If there is a FAST appointment involved on the original job be sure to include the Container Summary fields Reservation number, FAST Content ID, and Scheduled Induction Date in the update job.
- "Change" transactions – For change transactions, the Header and the Segment files are required. All other files are optional.
- "Delete" transactions – Two types of delete transactions are supported by the *PostalOne!* system.
 - To delete a complete job (including all segments of the job), a Header and a Segment file must be sent, referencing the Mailing facility ID within the job. The system will allow the deletion of a Mail.dat job only in the cases where there are no postage statements in the statuses: PAV, AVW, FAI, PAS, PEN, COM, FIN, FPP, and UPD. The postal clerk may finalize and then reverse the postage statements in order to allow the deletion of the job.
 - Any time a container is part of a deleted job, the IM barcodes (container or tray) cannot be reused for 45 days from the time the delete transaction was submitted.

2.6 Postage Statement Statuses

The following table lists the postage statement statuses and the expected action from the Postal Service unless otherwise stated.

Table 2-32. Postage Statement Statuses

Stage	Definition	Action
AVW	Address verification resulted in <i>warnings</i> .	Verify cost avoidance amounts and then finalize the postage statement.
CAN	A mailer <i>anceled</i> the postage statement.	None. View only.
CON	This statement is part of a <i>consolidated</i> postage statement and cannot be individually updated.	None. View only. Any actions must be performed on the statement that contains the consolidated statements.
ERR	A USPS clerk was unable to finalize a statement due to a system <i>error</i> .	None. View only.
EST	The postage is an <i>estimate</i> based on preliminary postage data, not an actual postage statement. This is only available for postage statements submitted by mailers using Mail.dat files.	Mailers must update the file to complete postage statement entry or cancel the mailing.
FAI	The postage statement <i>failed</i> verification.	Look up the statement on the Dashboard and enter the disposition of the failed statement, such as whether it was sent to rework, additional postage collected, and so on.
FIN	The postage statement has been <i>finalized</i> .	None. View only.
FPP	Finalized Pending Payment	This job status set when the clerk finalizes postage and is only for Periodicals CPP customers. It will be changed to FIN status by a payment request or 28 days after the first day of mailing.
INC	Postage statement entry is <i>incomplete</i> - initial entry was interrupted.	Look up the statement on the Dashboard and complete it.
NAP	The statement is <i>not available</i> for processing by the system. This usually indicates a type of postage statement not supported.	None. View only.
PAS	The postage statement <i>passed</i> MERLIN verification, but was not finalized at the machine.	Finalize the postage statement.
PAV	The postage statement is <i>pending address verification</i> .	Finalize the postage statement. If necessary to finalize without waiting for verification, select the check box to skip address verification when entering verification results.
PEN	The postage statement is <i>pending</i> finalization.	Finalize the postage statement.
QMR	A postal employee has performed a <i>Quality Mail Review</i> . The QMR stage only appears on a verification receipts entered by postal	None. View only.

Stage	Definition	Action
	employees and does not affect postage statements submitted electronically.	
REV	A postal employee has <i>reversed</i> the postage statement transaction.	None. View only.
REW	A verification issue has been identified and the mailing has been returned to the mailer for correction or <i>rework</i> .	None. Mailing must be re-entered as a new postage statement once issues have been corrected.
UPD	A file has been received and a postage statement is available for processing (<i>USPS Processing is Due</i>).	If verification is required, look up the statement on the Dashboard, and initiate verification. If no verification is required, finalize the postage statement.

3. *PostalOne!* Mail.dat Client Software

3.1 Installation and Configuration

3.1.1 Overview of the *PostalOne!* Mail.dat Client

The *PostalOne!* Mail.dat Client Software is used to validate and upload version 09-1, 11-1, and 11-2 Mail.dat files to the *PostalOne!* system. All file versions must use the Mail.dat Client Software described in detail in this Chapter. By doing most of the validation at the mailer's site, it can reduce the workload of the servers and improve end-to-end processing time. It will also give mailers an earlier indication of problems with their Mail.dat files so they can be corrected before uploading. The Windows version of the *PostalOne!* Mail.dat Client has a user interface that allows mailers to select files for validation and uploading as well as viewing validation errors and file statuses. In Windows and Solaris UNIX, it can also be operated in batch mode to provide automated validation and uploading as well as status receipt polling. Unlike the previous batch upload program, the *PostalOne!* Mail.dat Client does not need a SSL Certificate to do batch processing.

Currently, there are separate versions of the program for the TEM and Production Environments. The letters after the program version on the title bar will indicate which environment the *PostalOne!* Mail.dat Client is communicating with. Mailers can install multiple versions of the *PostalOne!* Mail.dat Client on a computer to support multiple environments. Care should be taken to process production jobs in the Production environment.

Participants must successfully transfer version 09-1, 11-1 or 11-2 Mail.dat files to the Testing Environment for Mailers (TEM) *PostalOne!* System before transferring Mail.dat files to the Production *PostalOne!* System.

3.1.2 System Requirements

Operating Systems Supported:

Microsoft Windows 2000 Professional, Windows XP, Microsoft Server 2000, Windows 7

Sun Solaris x 86: 32 bit versions 8, 9 or 10

Sun Microsystems Java 2 Runtime Environment, Standard Edition or Java 2 SDK, Standard Edition, versions 1.5 or greater (<http://java.sun.com/j2se/>) – this is supplied in the installation and the batch files that invoke the program will set search paths to the supplied version.

Internet Requirements: a fast continuous connection to the Internet is required with port 443 available. The faster the upload speed, the faster the data will reach *PostalOne!*

Note: These memory requirements are for a single instance of the program; when validating multiple simultaneous jobs, use the sum of all net sizes to estimate memory requirements.

Table 3-1. JVM Option Recommendations for Different JVM Heaps

JVM HeapSize	Recommended Sun HotSpot JVM Options	Recommended HP/IBM JVM Options
512 MB	-Xms512m -Xmx512m -XX:NewSize=256m -XX:MaxNewSize=256m	-Xms512m -Xmx512m -XX:NewRatio=2
1024 MB	-Xms1024m -Xmx1024m -XX:NewSize=512m -XX:MaxNewSize=512m	-Xms1024m -Xmx1024m -XX:NewRatio=2
2048 MB	-Xms2048m -Xmx2048m -XX:NewSize=1024m -XX:MaxNewSize=1024m	-Xms2048m -Xmx2048m -XX:NewRatio=2
4096 MB and above	-Xms4096m -Xmx4096m -XX:NewRatio=2	-Xms4096m -Xmx4096m -XX:NewRatio=2

Using Sun Hotspot JVM only

Please note changes in JVM Settings for optimal performance. Windows users can check available memory in the “Performance” tab of Task Manager. See Command Line Options in Table 4 for usage examples.

The Mail.dat client will be upgraded to include Java Runtime Environment (JRE) version 1.6.14 from the current version JRE 1.5.09. The upgraded version of the JRE does not affect the mailer’s ability to use older or newer versions of Java. The only impact will be that the auto-update functionality will not work. Users must remove their previous installation and install the new client manually. Users who modified their configuration to use alternate JREs should apply these changes again after installing the new version of the client.

Users submitting Mail.dat files over 2GB should ensure they have JRE 1.6.0_22.

3.1.3 Performance Considerations

The speed of the validation process will depend on the amount of available system memory (not disk space), CPU speed and CPU type. If you are using separate instances of the *PostalOne!* Mail.dat Client to concurrently validate multiple files, each instance (in Windows) can use up to 2 GB of RAM and CPU count may impact performance as well. The speed of the upload process will depend on the upload speed of your Internet connection. Many Internet service providers provide much faster download speeds than upload speeds and it is the upload speed that counts. If you need to improve validation speeds, you can upgrade your computer. If you need to improve file transfer speeds, you can upgrade your Internet connection.

This program can also be run on multiple workstations at a mailer’s site, but each workstation must have its own log file.

The Mail.dat client can be run in a Graphical User Interface (GUI, manual upload) or in batch mode. The deployment package comes with separate scripts to run the appropriate mode. It’s recommended to use the GUI mode for relatively smaller submissions on windows desktops. Use the batch upload for larger

submissions and more efficient processing from windows desktops or UNIX machines. Below are some general guidelines that can be followed for choosing which mode to operate in.

Table 3-2 PDR, PQT, and CQT and Requirements for Optimum Performance

Mail.dat Job Characteristics	Recommendation
Contains less than 500,000 PDR records	Use GUI or Batch
Contains less than 100,000 PQT records	Use GUI or Batch
Contains less than 100,000 CQT records	Use GUI or Batch
Contains greater than 500,000 PDR records	Use Batch for efficient processing
Contains greater than 100,000 PQT records	Use Batch for efficient processing
Contains greater 100,000 CQT records	Use Batch for efficient processing

3.1.4 *PostalOne!* Mail.dat Client Memory Settings

The *PostalOne!* Mail.dat Client Application is written in Java and runs on the Java Virtual Machine, which is a program that runs on several operating systems including Microsoft Windows, Solaris, MacOS, and Linux. The Java Virtual Machine is allocated a chunk of memory by the host operating system.

Memory allocated to Java is used mostly for "heap," which can be thought of as scratch space, where variables (copies of data) are temporarily held while work is done on them. If there is not enough memory available to the application, such as when processing a very large job with a lot of records, the program may run very slowly, and could run out of memory before completing validation of your files. If Java runs out of memory, the application will halt in the middle of whatever it's doing and die. If this happens, you need to try to allocate more memory to the application and attempt to validate your job all over again.

The *PostalOne!* Mail.dat Client Application ships with a default heap setting of 512 megabytes. This amount of memory should be sufficient for most small-to-medium size Mail.dat jobs processed using the Mail.dat client in GUI mode. However, larger jobs can require more memory. Unfortunately, there is no hard and fast rule of thumb for determining how much memory to allocate to process a particular job - it all depends.

3.1.5 How Much Memory to Allocate

If you have two gigabytes or more of physical RAM in your workstation, and aren't running many other applications, allocate a full gigabyte to the Mail.dat Client. If you have only one gigabyte of RAM, you probably won't be able to allocate more than the default of 512 megabytes.

The amount of memory you can allocate to Java is limited by the amount of available memory on your PC and by the architecture of your hardware. Most desktop PCs use a 32 bit architecture, which means that the size of a memory address is 32 bits. This means that each application running on your computer could theoretically address up to four gigabytes (two to the power of 32) of memory, with each memory location containing one byte. However, other factors limit this to a much smaller amount of memory (the operating system itself, as well as resources needed by the Java virtual machine). This means that the maximum you could reasonably allocate to Mail.dat client on a standard (32-bit) PC is one and a half gigabytes (-Xmx1.536m). Some computers accommodate a size of a memory address that is 64 bits. In

this case there is the option to use the 64 bit memory. The instructions for this are in the section: Mail.dat Client 64 Bit Mode.

It's best to try to allocate only as much memory as you will need, to allow for a little "breathing room" on your workstation. If you regularly run large data sets and have at least two gigabytes of RAM, try allocating one gigabyte to the application and only increase it to one and a half if you find that a gigabyte isn't sufficient.

If you're able to allocate a gigabyte (and doing so enables your large jobs to be processed), but your machine acts sluggish, you might try scaling back your heap allocation to 768 megabytes (the setting for this is `-Xmx768m`).

On the other hand, if a gigabyte and a half still isn't enough, and you're running the application in GUI mode, try running the application in batch mode, which uses memory more efficiently (the user-friendly interface eats up a fair amount of memory).

The Mail.dat client is designed to handle high volume processing before the files are transferred to *PostalOne!* providing quick turnaround on validation errors that may occur on the submitted files. For jobs containing large numbers of PDR, IMR, PQT or CQT records, more memory may be required for processing efficiently. The Mail.dat client scripts come with a few predefined heap configurations to choose from. With larger jobs it's recommended a higher heap configuration is used. Some of these configurations may require moving to a 64-bit operating system that supports larger memory allocation. That will speed up very large submissions and make a significant improvement in processing time.

The following table contains minimum recommended heap configuration and RAM for workstations processing Mail.dat files.

Table 3-3 PDR, PQT, and CQT and Memory for Optimum Performance

Mail.dat Job Characteristics	JVM Heap Setting	Minimum Free RAM
Up to 500,000 PDR records	1024MB	2GB
500,000 – 2 Million PDR records	2048MB	3GB
2 – 5 Million PDR records	3072MB	4GB
5 – 10 Million PDR records	4096MB	5GB
Up to 100,000 PQT records	1024MB	2GB
Up to 500,000 PQT records	2048MB	3GB
1 – 2 Million PQT records	3072MB	4GB
2 – 3 Million PQT records	7168MB	8GB
4 – 5 Million PQT records	11G	12GB
Up to 100,000 CQT records	1024MB	2GB
Up to 500,000 CQT records	2048MB	3GB
1 – 2 Million CQT records	3072MB	4GB

A combination of any of the job characteristics will require additional heap for efficient processing.

Note: Piece range (IMR) records should represent the maximum number of pieces for a handling unit/container for a particular service level. To ensure efficient optimal performance, single-pieces should be represented via the PDR file instead of individual IMR records.

3.1.6 How to Allocate More Memory

To allocate more memory to the Java virtual machine, you need to pass it two parameters - the initial heap size (-Xms) and the maximum heap size (-Xmx). This is done by editing the .bat file that you use to launch the application, which may be done using any text editor such as Notepad, Textpad, Notepad++, and so forth. Do *not* use Microsoft Word or any other word processor – use an editor designed for editing plain text.

The easiest way to go about this is to use one of the preset memory configurations defined in the .bat file.

1. First, we'll disable the default memory settings. Open the .bat file and find the line that starts with

```
SET MEMALLOC= -Xms64m -Xmx512m
```

2. Change that line to read

```
REM SET MEMALLOC= -Xms64m -Xmx512m
```

3. Next, we'll enable a somewhat larger memory configuration: find the line that reads

```
REM SET MEMALLOC= -Xms512m -Xmx1024m
```

4. Delete the 'REM ' so that the line now reads:

```
SET MEMALLOC= -Xms512m -Xmx1024m
```

5. Now save the .bat file (**File>Save**), close the text editor, and try running the application again.

3.1.7 Troubleshooting Memory Allocation

If the Mail.dat client still runs out of memory after setting your maximum heap size, double-check your settings.

A common mistake is to introduce spaces where there shouldn't be spaces. Another one is leaving off the memory unit indicator (m or M for megabyte, g or G for gigabyte), or using an incorrect indicator.

Examples of incorrect settings:

Example	Problem	Corrected Version
-Xmx768	missing memory unit indicator	should read -Xmx768m
-Xmx 768m	extra space	should read -Xmx768m
-Xmx768 m	extra space	should read -Xmx768m
-Xmx=1024m	includes an equals	should read -Xmx1024m

Other common errors include

Changing both initial and maximum heap size so that initial is greater than maximum heap size

```
-Xms1024m -Xmx512m WRONG!
```

Not including both parameters; you must specify both the initial heap size (-Xms) and the maximum heap size (-Xmx).

Heap size is larger than your computer's physical memory or larger than the maximum addressable space (1.5 gigabytes on most PCs) e.g.

```
-Xmx1024g WRONG!
```

Incorrect memory unit (again, use `m` or `M` for megabyte, `g` or `G` for gigabyte):

```
-Xmx768mb          WRONG!
```

Value is not expressed as a whole number. For example,

```
-Xmx1.5g          WRONG!
```

3.1.8 Sources for Information on Memory Allocation

<http://www.javaworld.com/javaworld/jw-06-1996/jw-06-vm.html>

<http://www.informix-zone.com/node/46>

<http://javahowto.blogspot.com/2006/06/6-common-errors-in-setting-java-heap.html>

3.1.9 Mail.dat Client 64 Bit Mode

If desired, the Mail.dat client software can be configured to run in 64 bit mode with the current 32 bit installation packages as follows:

1. Edit the shell script used to invoke the Mail.dat client, modifying the `JAVA_HOME` environment variable to point to a 64-bit JRE installation e.g.

```
SET JAVA_HOME=.\\jre1.5.0_07
```

becomes

```
SET JAVA_HOME=c:\java\jre1.6_0_12_x64
```

2. Increase memory allocation settings by approximately 50%. For instance, if you normally run the Mail.dat client app on a 32-bit machine with a minimum heap size of 1G and a maximum of 1.5G, you'll want to run it on 64-bit hardware with a minimum heap size of 1.5G and a maximum of 3G. However, it's impossible to calculate how much additional RAM may be needed (it depends on the nature of the Mail.dat job files being processed), so be prepared to allocate more if necessary. Please refer to the How To Allocate Memory document, attached.

In addition, if running the Mail.dat client on Solaris:

Edit the shell script used to invoke the Mail.dat client, adding the `-d64` option to the line that actually launches the app. For instance

```
$JAVA_HOME/bin/java -server -Xms2048m -Xmx2048m -XX:NewRatio=2 -XX:NewSize=1024m -XX:MaxNewSize=1024m
```

```
-classpath $CLASSPATH gov.usps.mdr.client.controller.CmdController uploadMode
```

becomes

```
$JAVA_HOME/bin/java -server -d64 -Xms2048m -Xmx2048m -XX:NewRatio=2 -XX:NewSize=1024m -XX:MaxNewSize=1024m
```

```
-classpath $CLASSPATH gov.usps.mdr.client.controller.CmdController uploadMode
```

3.1.10 How to Use a Web Proxy

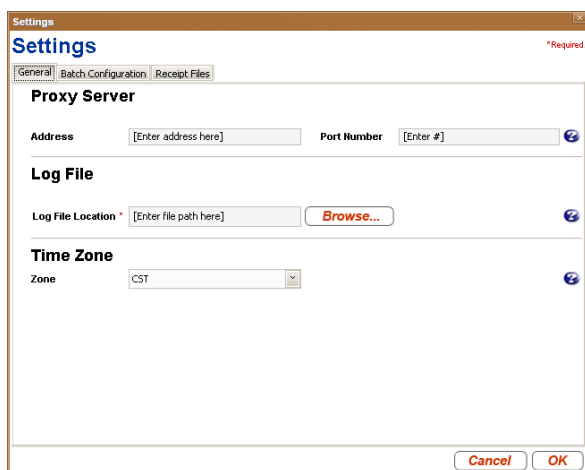
Many networks have a proxy server that sits between a workstation and the Internet. A proxy server acts as an intermediary for requests from a web client application, such as a web browser or the *PostalOne!* Mail.dat Client Application. A web client connects to the proxy server, requesting information from a server on the Internet. The proxy server evaluates the request according to its filtering rules, and either sends the request to its intended destination or blocks the request. The response from the remote server also passes back through the proxy server to the web client that originally made the request. A proxy may implement a firewall and unless the web client is configured to work through it, a connection cannot be established with the servers (e.g. *PostalOne!* servers) on the Internet.

Like a web browser, the *PostalOne!* Mail.dat Client uses the HTTP protocol to communicate with *PostalOne!* servers. If your network requires a proxy, you will likely need to configure the Client Application to use the proxy server to upload files into the *PostalOne!* system.

There are two ways of configuring the *PostalOne!* Mail.dat Client Application to use a web proxy.

The first option is to use the *PostalOne!* Mail.dat Client user interface to allow use of a proxy server, using the Settings screens. See the steps below for instructions on use of this option:

1. Launch the MDR Client Application in GUI mode using the run-mdclient.bat or run-mdclient.sh shell script.
2. Click the **SETTINGS** link in the upper right-hand corner of the logon screen.
3. On the General tab, enter the host name and port number for your web proxy. Click **OK**.



4. Restart the application.

The second way is to edit your mdrsettings.conf file. See the steps below for instructions on use of this option.

1. Ensure the MDR Client Application is not currently running.
2. Using a text editor (not a word processor) such as Notepad, open config/mdrsettings.conf and find the lines that read "http.proxy.port=" and "http.proxy.host=".
3. Change these lines to include the proxy host name or IP address, and the IP port. The example below shows the relevant lines for a web proxy with a host name of **yoyodyne.proxy.server** with a port of **8080**:

```
http.proxy.port=8080
http.proxy.host=yoyodyne.proxy.server
```


4. Save the file.
5. Restart the application.

3.1.11 Batch Client Automatic Updates

The Mail.dat client application, when run in batch mode (validation/upload and/or receipt polling modes), may be configured to automatically update itself when a new version of the application is released (when it has passed its expiration date). Automatic updates are useful because batch processes typically are run using a scheduling utility, with little or no human supervision, and overnight runs are not uncommon.

The Mail.dat client can be configured to allow/disallow automatic updates using a configuration entry in mdrsettings.conf file. By default, automatic update is turned off.

To turn it on, add the following line to the mdrsettings.conf file:

```
automatic.updates=Y.
```

To turn it off, delete this mdrsettings.conf entry, or change it to:

```
automatic.updates=N.
```

The key points to be noted for automatic update functionality are:

The automatic upgrade functionality is restricted to batch processing. Running the client in manual mode will never trigger an automatic upgrade.

The ability to upgrade automatically is controlled by two factors:

The release version being upgraded to must be marked to support automatic updates, which is controlled by the *PostalOne!* system.

The client itself must be configured to allow automatic updates, which is controlled by the user. This feature is turned off by default.

The update process is simple and straightforward – certain types of files in the distribution are replaced with newer ones.

The automatic update process is non-reversible. Once the new files are copied over the old ones, the old files are gone forever. You cannot get the old version back.

This process does not support user-modified shell scripts.

The runBatchUpload and runReceiptPoller scripts will trigger the automatic upgrade process if the version is outdated, but the runBatchVersionCheck script will not.

The entire update process is largely invisible to the user, aside from a few minutes spent downloading the new client and copying the files. All status messages pertaining to the update process are written to the client.log and debug.log files.

The update process itself uses very little memory.

The update process requires that the user have write access to the entire installation directory. It will fail if the user does not have these privileges, or if any files are locked or read-only.

3.1.12 Supporting Multiple *PostalOne!* Environments

Many mailers may need to work with both *PostalOne!* test (Test Environment for Mailers TEM) and production environments. Separate installations of the *PostalOne!* Mail.dat Client will be needed for each *PostalOne!* environment. It is important to keep this in mind when performing the following installation procedures and for installing updates. You want to keep them in separate folders. The title bar at the top of the program will indicate the *PostalOne!* environment and version being supported by that installation of the program. Look for a “and a “PROD” suffix to show that installation is connected to the production environment.

3.1.13 Installation (Windows and Solaris UNIX)

The *PostalOne!* Mail.dat Client is completely contained in a zip file that can be unzipped into a program folder on a workstation hard drive. A new user (who acquired the Mail.dat Client without going to the electronic data exchange page) must login to the Business Customer Gateway and access the Electronic Data Exchange page before they use Mail.dat client to upload files. (See the step referencing the Electronic Data Exchange page below.)

1. Create an install directory where the batch processor will be located.

Example: C:\postall

Note: No space should exist in the directory path.

2. Log onto either the production or TEM *PostalOne!* system, depending on which environment you want to work with.

On the left menu bar, click on “Electronic Data Exchange (*PostalOne!*) in the Mail and Transport section

3. Select Electronic Data Exchange on the left side of the screen.
4. Download links appear for the Windows and Solaris versions of the “Client Application” under the Mail.dat heading.
5. Click on the link to download the desired version. If downloading the Mail.dat Client Application for the production environment and it is already installed for the TEM environment, be sure to save and extract into separate folders for each environment.
6. Extract the files from the archive using PKzip, WinZip, Windows or any Zip file extraction program. If you see an option to preserve the directory structure of the ZIP file, please select. (This is automatically done by most extraction programs).

The contents of the install directory should now contain the following sub-folders:

Installation folder: contains batch files for executing the program

Program folder: will contain batch files (Windows) or shell scripts (UNIX) to execute the *PostalOne!* Mail.dat Client and supplied utilities and the following subfolders:

Subfolder: jre 1.5.0_07 - Java Runtime Environment (Windows only – Unix users must supply their own Java Runtime Environment. To link to the JRE, run setup_jre_link.sh shell file.)

Subfolder: lib - *PostalOne!* Mail.dat Client program files

Subfolder: Config – includes mdrsettings.conf file which contains most settings.

7. Create a repository directory where the Mail.dat files are to be collected.

Example: C:\postall\data

8. Create a directory where the batch processor can place successful Mail.dat transmissions.

Example: C:\postall\successful

9. Create a directory where the batch processor can place unsuccessful Mail.dat transmissions.

Example: C:\postall\unsuccessful

10. Create a directory where the batch processor can place status receipt files.

Example: C:\ postall\receiptfile

Once the installation file is unzipped, invoke the program by calling the “run-mdclient.bat” (Windows) or the run-mdclient.sh shell file (UNIX). It is recommended that Windows users create a desktop shortcut to that file to make access easy for the user.

Windows users can start the *PostalOne!* Mail.dat Client to do program setup. UNIX users manually configure the mdrsettings.conf file with the appropriate values as described in the UNIX setup section below. Program Setup For Windows Enter your *PostalOne!* login and password in the “Existing Users” section of the Sign In screen:



Sign In

Existing Users

Fill in the following information:

Username

Password

[Forgot Password](#)

Sign In >

New Users

Register now for USPS PostalOne! services through the Business Customer Gateway. When the registration is complete a username and password will be provided to access this application.

Sign Up >

Figure 3-1. *PostalOne!* Mail.dat Client Sign In Screen

Click the Sign In button to be taken to the main screen of the *PostalOne!* Mail.dat Client:

Note: The characters & and / allowed in the Business Customer Gateway username and password are not currently supported for the Mail.dat Client username and password. 59266

Home	Job Validation/Upload	Upload Metrics	
Validation/Upload History - Mail.dat	Validation/Upload History - Mail.XML	Common Errors Summary - Mail.dat	Common Errors Summary - Mail.XML

Filter Criteria

Choose a date range:

From:

To:

By Job ID:

By CRID:
 Select: [All](#) | [None](#)

Job ID	File ID	CRID	Submission Date	File Size	Fil St

Figure 3-2. PostalOne! Mail.dat Client Main Screen

When you start using the program to validate and upload Mail.dat files, you will see a list of all such files on this screen. The first thing you must do is to select the “Settings” option at the top of the screen.

General Settings Tab:

If you are using a proxy server, enter the address and port number that is being used. Next specify a folder for your log file that will list all the Mail.dat files validated and uploaded and display their statuses. If you are planning to install the *PostalOne!* Mail.dat Client on multiple computers, this should be a local folder or a folder on your network that only this workstation will access. You should not use a shared folder for the log file. You can click the Browse Button to select a folder. Finally, click your time zone in the list. If you do not wish to setup Batch Mode operation or Receipt File options, click the OK button to save your settings.



Figure 3-3 - *PostalOne!* Mail.dat Client Settings Screen

3.1.14 Program Updates

From time to time updates to the *PostalOne!* Mail.dat Client may be available. The version of the Mail.dat Client that is used for each *PostalOne!* environment may be different. Users can download new versions and re-install according to the above instructions but no additional setup will usually be needed.

3.2 Transferring Files Manually

The *PostalOne!* Mail.dat Client can be used to validate and upload Mail.dat files using its user interface to transfer files individually. The individual file transfer described in this section includes the steps validating files, correcting validation errors if any occur, and transferring the file to the *PostalOne!* system.

3.2.1 Validating Files

The File Validator checks your Mail.dat files to ensure that all *required* fields are populated and contain the *correct character format*. This section explains how to use the File Validator feature.

Before using the File Validator, verify that the Physical Memory (RAM) available meets the recommendations listed in section How Much Memory to Allocate.

To validate your Mail.dat files

1. Open the *PostalOne!* Mail.dat Client and sign in.
2. Click **Job Validation / Upload**.
3. Click **Add Jobs**.
4. Select the Mail.dat job(s) to validate from your file system.
5. Leave the **Just Validate Job(s)** option selected and click **Validate**.
6. To change the location of the Validation Log File, click **Settings**.

3.2.2 Validation Log Errors

If your job fails the validation process, an error message appears. To determine why the validation failed, write down the error message, and then inspect the log file written by File Validator. If you have not changed the name and location of the Validation Log file, its default is `C:\Validation.log`.

1. Use a text editor or other tool to view the log file.

Note: The Validation Log file is a simple (flat) ASCII file. To view it, use a text editor, such as Microsoft® WordPad, available with most versions of Microsoft Windows® operating system. For example, if you use WordPad to view the Validation Log file, use these steps:

2. Click **Start** and select **Run**. The Run dialog box opens.
3. In the **Open** box, type **wordpad** and click **OK** to open the WordPad window.
4. From the **File** menu, select **Open** to open the Open dialog box.
5. Ensure that "C:" appears in the Look in box. If it does not, select it from the list.
6. In the File name box, type **validation.log**, then click **Open**. WordPad opens the file and displays error messages from the oldest to most recent.
7. Scroll through the list of error messages and write down the error message you received for your job. If the File Validation Log entry(s) indicates that your mailing job (Mail.dat file) did not pass validation, you will need to analyze the Mail.dat file. If you produced your mailing file using a third-party vendor's software product, you will probably need to contact them for help in resolving the problem. If you produced the mailing file using 'in-house' software, you will probably need to analyze the file or contact technical resources to help you resolve the problem. Some customers use a third-party Mail.dat viewer to analyze their Mail.dat files to resolve problems. Other customers analyze the Mail.dat file using a text editor capable of counting lines and character positions.

For a complete listing of error messages that appear in the Validation.log file, see Appendix D. Error Messages.

3.2.3 Performing the File Transfer Manually

Before transferring your jobs to the Postal Service, you should first validate your files. For more information, see Validating Files.

To transfer job files manually:

1. On the left menu bar, click **File Transfer**. A Security Warning message may open. If you do not see it, minimize or move the browser window—it may be hiding the message. Click **Yes**. If you do not click Yes, you cannot transfer files to the *PostalOne!* system. The File Transfer page displays the “All Folders” and “File Contents of” panes.

The “All Folders” pane on the left displays your computer's local hard drives (usually A, C and D). Click the plus sign (+) next to the drive on which your jobs are saved.

In the “All Folders” pane, scroll up or down to locate the folder in which your job is saved.

2. Select the proper folder by clicking the folder name. The “File Contents of” pane on the right displays the job header files.

Note: If the folder containing your job is in a subfolder, click the plus sign (+) next to the main folder to display the subfolders. From the subfolders, locate and select the appropriate folder.

3. In the “File Contents of” pane, select the header file of the job you want to transfer.

Note: All files associated with a mailing job are transferred as a result of selecting the header file. To transfer multiple jobs simultaneously, hold down the CTRL key and click the header files of the jobs one at a time to select them.

4. Once you have selected the job header file(s), determine the location and name of the log file, just as when using the File Validator. To do this, click **Validation Log File**. By default, the File Validator writes the results to C:\Validation.log.
5. Click **Transfer file(s)** to begin the transfer. While the file is transferring, you see a blue status bar beneath the “File Contents of” pane indicating transfer progress.
6. After your job has transferred, a message indicating the transfer status appears. Click **OK** to close the message and continue working. If you are transferring multiple jobs, the transfer message appears after each job is transferred. When each message appears, click **OK** to continue working. Note: If you do not click **OK** to close the message, the remaining jobs *will* continue to transfer in the background.
7. To check the status of your transferred jobs, click **Transfer Summary**.

Check File Transfer and Upload Status

To check transferred job and file upload status for files:

1. Click **Home**.
2. Search by entering one or more of the following:
 - Date Range
 - Job ID
 - Mailing Facility IDs
3. Click **Submit**. Each mailing job submission is listed with the following information:
 - Job ID
 - File ID
 - Mailing Facility ID
 - Submission Date
 - # of Files
 - File Status
 - Submission Type

Submission Status
Postage Statement Generation Indicator
Qual Report Generation Indicator

4. To analyze each job submission in detail, click that job submission. The Job Validation / Upload Details screen will show the following information for the job submission:

Error Location
Submission Time
File Size
Message Type
Record ID
Field Name
Field Position
Message Description

3.2.4 Additional Logging

In addition to the Validation Log, by default the Mail.dat Client will create two other log files, the Client Log file (default location: C:\client.log) and the Debug Log (default location: C:\debug.log). The Client Log file will contain informational messages, warnings and errors that the Mail.dat Client outputs while running. The Debug Log file contains the same information as the Client log file, as well as debugging level information. If users are interested in monitoring logging of the Mail.dat Client, they can monitor the Client Log file for events. The Debug Log is used by the *PostalOne!* Help Desk while investigating issues.

Users may also find it useful to monitor the Standard Out and Standard Error streams when the Client is running. All Debug level and above events are output to Standard Out.

The Mail.dat Client uses the log4j logging system to generate log events. These settings can be customized by modifying the log4j.properties files in the config folder. The log4j system is an industry standard Java logging library. More information can be found here: <http://logging.apache.org/log4j/1.2/index.html>.

3.3 Batch Processing

3.3.1 Batch Mode

The *PostalOne!* Mail.dat Client can be used to validate and upload Mail.dat files using an unattended batch mode. Batch mode also makes it possible to receive Status Receipt files. These provide information about which stage of the *PostalOne!* process each Mail.dat file is in.

PostalOne! Mail.dat Client allows two methods of batch load:

One-time validation and upload of all Mail.dat files in a specified folder. The RunBatchUpload batch file or script file will do this when run by another program such a Commercial Mail.dat manipulation program or a scheduler. This is comparable to how the previous batch upload program worked. Command line options even allow specific Mail.dat files to be specified for validation and upload.

Automated Batch Processing - will automatically validate and upload any Mail.dat files that are placed in the jobs repository folder at user-specified intervals. The Run Time and Sleep time settings must be set to do automated batch processing. There can only be one instance of the *PostalOne!* Mail.dat Client Application doing automated validation and upload at any one time. Also, if large Mail.dat files are being transferred to the Jobs Repository Folder for processing, it is advised to zip them before transferring them

or transfer the HDR files last. This way it is not possible for the program to start validation of an incomplete set of Mail.dat files.

In all cases, Mail.dat files will be moved from an “input” folder to one of three “output” folders, one for files that successfully validate, another for files that fail validation and another that are rejected prior to validation. Files are placed in the rejected folder if there are files that are not listed in the HDR file, files that are not recognized as standard Mail.dat files (HDR, SEG, SEG, etc) or files that are identified as a non-supported Mail.dat spec (e.g. 8-1)

The *PostalOne!* Mail.dat Client can also check for and download new receipt files, either while uploading and validating Mail.dat files or in as separate process (RunReceiptPoller batch or script file).

Mail.dat files processed in batch mode can only be validated and uploaded. There is no “validate only” option like there is with the user interface. Upon successful validation, the batch processor immediately uploads the Mail.dat file. If there is more than one Mail.dat file to validate and upload, the next file will begin validation even while the first is being uploaded. If a Mail.dat file fails validation, the user interface can be used to view validation error logs, just as if the validation was done using the user interface.

Batch processing will queue original and update jobs if both are in the batch repository folder. The original job (with the higher Header History Sequence Number) will be processed first, and subsequent processing will pick up the update jobs.

3.3.2 Receipt Polling

When files are uploaded in batch mode, the *PostalOne!* System can return Status Receipt files that can be extremely useful to the mailer. Unlike the batch program used for prior Mail.dat releases, for 09-1 and later releases of Mail.dat receipt polling does not take place automatically after Mail.dat files are uploaded. Users can use a command line option to download receipts after upload. It is better to use a separate instance of the *PostalOne!* Mail.dat Client Application in batch mode to do automated, continuous polling so that receipt data can be available close to real-time without interference from validation and upload activities. These receipt files will indicate the status of the Mail.dat file that was uploaded based on the following events:

Validation– at either the server or using the *PostalOne!* Mail.dat Client

Job Acceptance

Insert

Postage Statement(s) Generation

Postage Statement(s) Cancellation

Postage Statement(s) Finalization /Acceptance

Postage Statement (s) Reversal

Additional events with the Enhanced XML format:

Reject – for a fatal error prior to functional validation

Qualification Report Generation

These statuses can be very useful to inform the mailer of what is happening to their submitted Mail.dat files. The automated return of this data combined with its automated use by mailer applications can provide important alerts to different parties that have an interest in the outcome of a Mail.dat submission.

Sending Job Updates describes how various job statuses and container statuses affect subsequent processing given the current job or container status available in the receipts.

As of Release 28, server validations will be reflected in the receipt file with a failed Validation event, passed Insert event, and the appropriate error code and message. Fatal errors will also include more accurate text in receipt files.

3.3.3 Status Receipt File Naming

Status Receipt files are available in XML, flat file formats or Enhanced XML. The current naming convention is a root file name specified in the MDRSETTINGS.CONF file with a 3 digit file extension that increments with each receipt. When the extension reaches 999, it will restart at 001. These files are placed in a receipt folder also specified in MDRSETTINGS.CONF.

Warning: Mailers using this naming method should clean out the receipt files out of their receipt download folder frequently. Receipts will stop downloading if a file with the same name already exists in that download folder. Mailers can match the receipt to the Mail.dat file based on the Job ID in the file.

This version of the *PostalOne!* Mail.dat Client offers a new file naming option. This new naming convention will be triggered automatically if the Receipt File Name in MDRSETTINGS.CONF is blank. The file name is “status_receipt_job-id_HDR-historical-sequence-no_creation-date/timestamp”. The extension is either .xml or .txt depending on the format. This format allows the mailer to match up the receipt not only to the job-id but also to the Header Historical Sequence Number which must be unique for each submission for that Job ID. If the mailer sent an original file and three updates, the result is four different Header Historical Sequence numbers submitted. Learn more about these naming options and token values in Receipt Polling Configuration below.

3.3.4 Setting Up the *PostalOne!* Windows Mail.dat Client to Work in Batch Mode

No matter which batch “mode” you use, the login, password and folder structure that will be used must be configured in the *PostalOne!* Mail.dat Client. To do this:

1. Start the *PostalOne!* Mail.dat Client.
2. Click on the “Settings” option on the menu bar.
3. In the “General” tab do the following:

If you must work through a proxy server, enter the proxy server address and port number.

Select a folder to place your log file in. This log file is a list of all Mail.dat files that have been processed for validation and/or upload.

Select your time zone from the pull down.

4. Click on the “Batch Configuration” tab.
5. Enter the *PostalOne!* user name and password that will be used to transfer validated files. This information allows the *PostalOne!* Mail.dat Client to upload files in batch mode without the SSL Security Certificate that had previously been required on the original Batch Upload program.

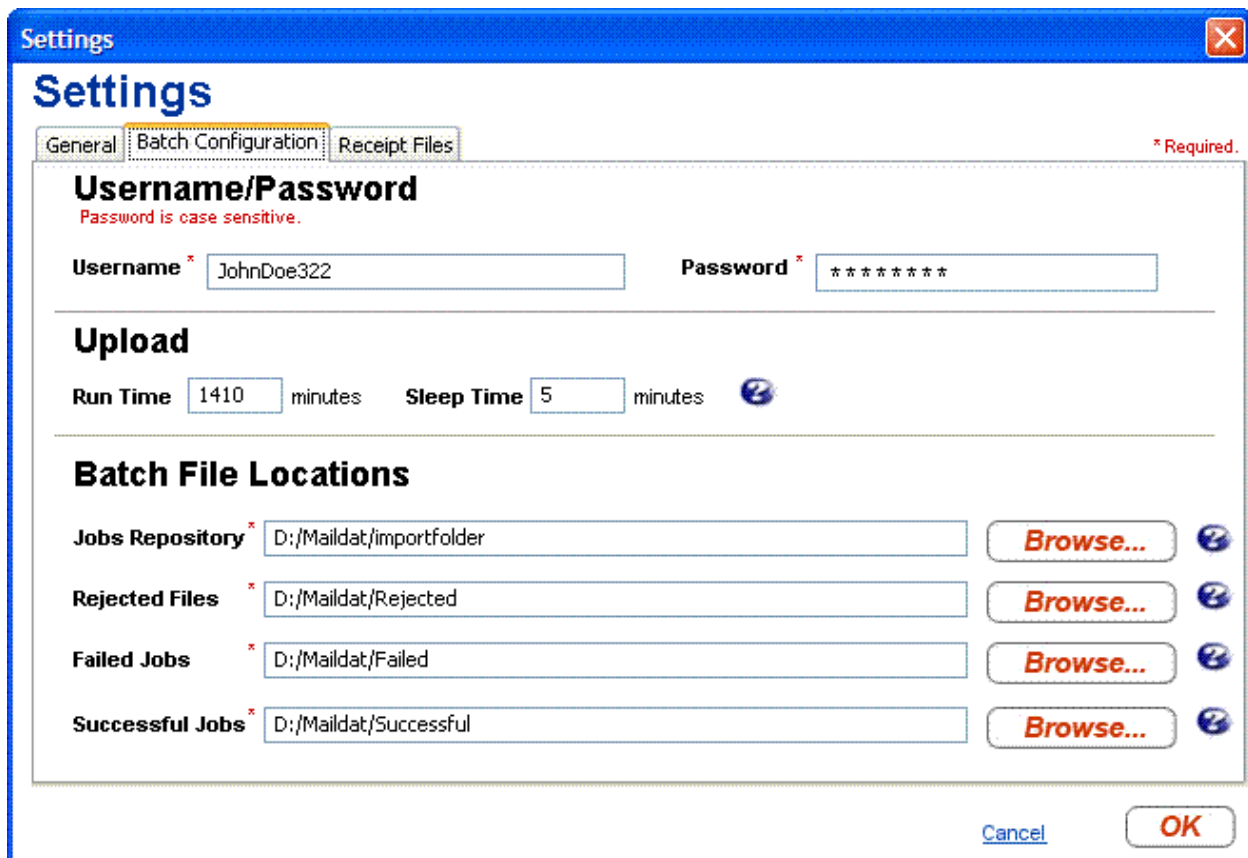


Figure 3-4 - PostalOne! Mail.dat Client Batch Settings Screen

This information will be populated in the MDRSETTINGS.CONF file that is in the CONFIG sub-folder under the program folder where the *PostalOne!* Mail.dat Client is installed. The password and login information will be encrypted.

To edit this encrypted information outside of the *PostalOne!* Mail.dat Client Setup Screen invoke the RUN-CLIENT_CREDENTIALS.BAT batch file in the *PostalOne!* Mail.dat Client program folder. This program will prompt you for a new login name and password then encrypt it in the MDRSETTINGS.CONF file.

UPLOAD Settings:

To do automated batch processing, populate the required upload settings. The Run Time specifies the number of minutes the program will run. 1410 minutes represents 23.5 hours. After that time the program will automatically terminate. In this case, execute the scheduler every 24 hours to process Mail.dat files all but 30 minutes per day leaving time for system maintenance or backup. The Sleep Time indicates the interval that the program will be checking for new Mail.dat files. It should not be set to less than every 5 minutes.

Batch File Locations:

1. Select the "Job Repository" folder which will hold the Mail.dat files you wish to validate and/or upload. When doing automated batch processing, this folder will act as a "hot folder".

2. Select the folders where these files will be moved based on the outcome of the validation
3. Choose a folder for files that fail validation
4. Choose another folder for files that validate successfully
5. Choose a folder for files that can not be validated at all (rejected files)

3.3.5 Receipt Polling Configuration

3.3.5.1 Configuration and Setup

It is recommended that mailers using Status Receipt files schedule a separate instance of the *PostalOne!* Mail.dat Client to poll receipts. Automated polling can be implemented by populating the Receipt Run Time and Sleep Time settings.

Windows users set a sleep time of 30 minutes (will retrieve receipt data every 30 minutes).

In the Receipt Files tab, populate the following fields:

Receipt Event Generation – choose Enable or Disable to turn on or off receipt file generation

Receipts Repository – select the folder to which you want to save your receipt files

Receipt Format – choose Enhanced XML (new for Release 24.0), XML, or ASCII

Delimiter - If you selected the ASCII format, select the character to use for a delimiter. You can also enter your own delimiter if you select “other”.

Postage Statement Filter – if you selected the Enhanced XML format, choose Submission Level or Billable Statements Only.

Submission Level: one receipt record will be generated for all related events for that Job ID and Historical Header ID level.

Billable Statements Only: only receipt records for postage statements with a USPS Processing Due, Finalized, Reversed, or Cancelled status will be provided.

Receipt File Name - You can leave blank for the default format or populate it with a naming convention you wish to use that includes “tokens” to represent different data elements. “Tokens” can be used to define a unique file name. These tokens are surrounded by brackets “{}”. The following substitution tokens are recognized in the receipt filename:

- {0} The current date (YYYY_MM_DD)
- {1} The current time (HH_MM_SS_SSS)
- {4} The receipt file sequence (001-999)
- {5} The file extension: "xml" or "txt" depending on the receipt type.

Example: StatusReceipt_{0}_{1}.{5} generates a file such as
StatusReceipt_2009_06_12_12_28_10_581.txt

The default name format if you leave the file name blank is “status_receipt_{2}_{3}_{0}_{1}.{5}”

The receipt file name sequence increments from 001 to 999, and wraps to 001 after reaching 999. If this token is used without the date token, the receipt directory should be periodically emptied out. Note that if the directory already contains a receipt file with the requested name, it is not overwritten unless the overwrite Files flag was set on application startup. If this value is not set, the system will generate a receipt file name using the default format: status_receipt_{0}_{1}.{5}

Receipt Poll Run Time – If automated receipt downloading is desired, this is the number of minutes the Receipt Poller will run before terminating. If scheduling the program to run once per day this should represent less than 24 hours. Using 1410 lets the program run 23 hours and 30 minutes before shutting down.

Receipt Poll Sleep Time - this is how often the program will check for new receipts. You should not check too often since this may over-load the *PostalOne!* server. Do not use a value of less than 5 minutes.

Click “OK” to save your settings.

The screenshot shows a Windows-style dialog box titled "Settings" with a close button in the top right corner. The "Receipt Files" tab is selected, and the "Receipt Files" section is active. The "Receipt Event Generation" section has "Enable" selected. The "Receipts Repository" field contains "C:/Receipts" and has a "Browse..." button. The "Receipt Format" section has "Enhanced-XML" selected. The "Postage Statement Filter" section has "Submission" selected. The "Receipt File Name" field contains "StatusReceipt{4}". The "Receipt Poll Run Time" is set to "10" minutes and the "Sleep Time" is set to "5" minutes. Below this is the "Additional Usernames for Receipt Download" section, which has "Username" and "Password" fields, and "Add", "Delete", and "Modify" buttons. The "Cancel" and "OK" buttons are at the bottom right.

Figure 3-5 - Receipt File Settings

Additional Usernames for Receipt Download

When the batch application starts, it uses the batch username/password credentials to log into the *PostalOne!* system. These entries are also used by the receipt processor to log into the *PostalOne!*

system and to determine which user's receipts to download. Only receipts produced by jobs that were uploaded by this user will be downloaded. To use a single receipt processor instance to download receipts produced by jobs uploaded by more than one user, you may add up to ten additional username and password pairs in this section. You do not need to re-enter the username and password entered on the "Batch Configuration" tab as receipts produced by jobs uploaded by this user are always downloaded.

Important Considerations:

This version of the *PostalOne!* Mail.dat Client creates Status Receipts but does not create Postage Statement Receipt files.

Run only one instance of a receipt polling process.

3.3.5.2 Invoking Batch Processing or Receipt Polling Using A Scheduler

Invoke the *PostalOne!* Mail.dat Client Application in Batch Mode at specific times of the day to validate all files in the Jobs Repository. It is this mode that most closely resembles the behavior of the previous Batch Upload program.

To do this:

1. Have the scheduler execute the runBatchUpload batch or script file without any the Upload Run Time or Sleep Time values populated in your settings. Some versions of this file may have a "pause" statement at the end, which should be removed.
2. In Windows, use Start/Control Panel/Scheduled Tasks
3. Select "Add a Task" and browse to the folder you installed the *PostalOne!* Mail.dat Client
4. Select the "RunBatchUpload.bat" file and click "Open".
5. Select the frequency. If you want to validate and upload all of your file starting at 11 pm, select "Daily", click "Next".
6. Enter the time, specify whether you want this to run every day or weekdays
7. Enter start date.

It is possible to set up multiple scheduled tasks to execute the upload throughout the day. No additional MDRSETTINGS.CONF configuration options are needed. Take care not to schedule batch processes for validation or uploading too close together. Run only one validate and upload process or receipt polling process at the same time.

When running the batch process from a scheduler to validate and upload files, the program captures a list of files in the repository. It will process them in file name order. When processing is complete, the program will terminate. Schedule the validation and upload processes so that only one is running at any one time.

Special Considerations: To transfer and write large files to the Jobs Repository, either zip these files first and transfer the zip files or write the HDR Mail.dat files last. If all of the individual Mail.dat files that belong to a job being validated are open by another process for writing or transfer, validation will fail.

AUTOMATED VALIDATION & UPLOAD

For automated validation and upload, setup the schedule to run the program once per day and set the Upload Run Time to a value of less than 1440. 1410 allows the program to run for 23.5 hours. You also have to populate the Upload Sleep time.

AUTOMATED RECEIPT POLLING

For automated receipt polling, schedule the RunReceiptPoller script or batch file once every day and populate the Receipt Poll Run Time to a value less than 1440 as well. Also populate the Receipt Poll Sleep Time.

3.3.5.3 Invoking Batch from Another Program

Many mailers use either a commercial Mail.dat product or a program they wrote themselves to manage the submission of Mail.dat files. These programs will create Mail.dat files according to *PostalOne!* naming conventions and place them in the Jobs Repository folder. Like when using a scheduler, these programs could launch the Mail.dat Client Application but they could also specify the specific Mail.dat files they want to validate and upload in the command line. This way the program can continue to generate more Mail.dat files for upload but ensure they are not processed until the Mail.dat application instructs the Mail.dat Client to do so.

To add a file list, the Mail.dat application can edit the “runBatchUpload.bat” batch file, and then invokes the Mail.dat Client. The runBatchUpload.bat Contents are shown below.

```
SET JAVA_HOME=.\jre1.5.0_07
SET
PATH=%JAVA_HOME%\bin;%JAVA_HOME%\lib;%JAVA_HOME%\lib\i386;.\lib\windows\x86;%PATH%
%
FOR %%i in (lib\*.*) DO CALL lcp.bat %%i
SET CP=.;./lib/windows;%CP%;
SET CLASSPATH=./config/;%CP%
%JAVA_HOME%\bin\javaw.exe -client -classpath %CLASSPATH%
gov.usps.mdr.client.controller.CmdController uploadMode
```

It is the last line of this batch file that needs to be modified to include the HDR or ZIP file names of all Mail.dat files to be validated and uploaded at the end of the line.

For example, if the Mail.dat Application created four Mail.dat files, the “Header” names of each of the four files are listed after “uploadMode” separated by spaces.

Example:

```
.....uploadMode ABCD0001HDR ABCD0002HDR ABCD003.ZIP
```

This validates and uploads the three Mail.dat files identified by their HDR or ZIP file names. The files are validated in order and upload is started after each validation is completed. If one of the files was large and the other two were small, consider putting the small ones first so they validate and upload quickly without having to wait for the large file to validate first.

If the computer had enough available memory, the Mail.dat program could call separate instances of the Mail.dat Client for each file or one for large files and another for small files. For optimum performance, each instance of the program should have up to 2 GB of system memory (RAM) available. If the computer does not have more than 3 GB of RAM, use a single upload instance. When another program calls the Mail.dat Client and passes one or more file names, no other configuration settings are needed in the MDRSETTINGS.CONF file.

Special Considerations: The length of the entire batch file line in Windows can not exceed 255 characters. This leaves only 141 characters for the file names. This accommodates ten 8.3 file names separated by spaces. Other operating systems may have larger limits or no limits at all.

3.3.5.4 Stopping the Program

When running the *PostalOne!* Mail.dat Client to automatically do upload and validation or to poll receipts and then to shut it down before the run time is over, do not just end the task or kill the process. This could result in data corruption. The best way to stop the Mail.dat Client when operating in batch mode is to go to the window that executing the program will have opened and typing CTL-C on the keyboard. If this fails to work, Windows users can go the Windows Task Manager (CTL-ALT-DEL), click on the “Processes” tab, highlight Javaw.exe and click the “End Task” button.

3.3.5.5 Setting Up Batch Mode for Solaris UNIX

Review the installation instructions above for Windows for a description of operation modes and MDRSettings.conf parameters and use Table A-6 below to determine the equivalent parameters to populate. The user name and password will have to be populated by running the “run-client_credentials.sh” shell file. In scheduled mode, use UNIX’s scheduler to invoke the program. Or download the Windows version of the *PostalOne!* Mail.dat Client Application, configure it as desired, then transfer the MDRsettings.conf file to the appropriate folder on the Solaris machine.

3.3.6 References

3.3.6.1 Command Line Options

Table 3- 4. Command Line Options

Command line option	Description
Java Options	Should appear after “Java” executable in command line
-Xmsnm <i>Example: -Xms512m</i>	Initial size of Java’s memory allocation pool. This value must be greater than 1MB (1024KB). Append the letter “k” for kilobytes (multiples of 1024) or “m” for megabytes: The default value if not specified is 2MB. Example shows 512 MB. See requirements section for recommended values.
-Xmxnm <i>Example – Xmx512m</i>	Maximum of Java’s memory allocation pool This value must be a multiple of 1024 kb or greater than 2MB. Append the letter k or K to indicate kilobytes, or m or M to indicate megabytes. The default value is 64MB. Example shows 512 MB. See requirements section for recommended values.
Batch Operation Operations	These arguments appear after gov.usps.mdr.client.controller.CmdController in a command line.
receiptPollMode	Activates receipt polling mode
uploadMode	Activates batch validation and upload mode
uploadMode receiptPollMode	Activates batch upload and receipt polling mode
Mail.dat hdr or zip file names	Specifies specific Mail.dat jobs files to validate and upload. Should be in command line after the above command line option(s). If files are not specified when starting in uploadMode,

Command line option	Description
	the program will attempt to upload the entire batch of files found in the upload directory at the time the system starts up. There may be operating system limitations on the length of the command line arguments that can be used, so be aware of this when specifying multiple files.
versionCheckMode	It will check its version against the server to see whether or not it is supported. This option preempts all other behavior - once the check is complete, the application quits.
showVersion	This causes the application to write its version to the console. This option may be used in conjunction with other modes. Note that the version is always written to the log file, no matter the value of showVersion.
overwriteFiles	A file that exists in the "success" or "failed" directory will not automatically be overwritten (the file will remain in the repository after processing). To enable overwrite mode, use the overwriteFiles flag.
DMail.dat.settings.file.path=c:\path\filename.extension	When specified in the command line as the first argument, this will allow the mailer to define the location and name of the configuration file. Unlike paths in MDRSettings, the servers, drives and paths are defined using the operating system standards. The full file name and extension should also be defined. If not present, the settings will be maintained in MDRSettings.conf located in the CONF subfolder under the program folder.

Example of several of these command line options used at the same time in a modified runBatchUpload batch or shell file (file should be renamed if modified to avoid being overwritten by an update):

```
start %JAVA_HOME%\bin\javaw.exe -Dmail.dat.settings.file.path=
c:\work\mail\settings.cfg -Xms512m -Xmx512m -client -classpath %CLASSPATH%
gov.usps.mdr.client.controller.CmdController uploadMode overwriteFiles
```

In this example Java will allocate 512MB of memory up-front, get its settings from a file called settings.cfg in c:\work\mail, upload and validate files in batch mode and overwrite any Mail.dat files in the "failed" or "successful" output folders.

3.3.6.2 Batch Files (Windows) and Shell Scripts (UNIX)

Table 3- 5. Batch Processing Files

Batch File/Shell Name	Description
Run-mdclient.bat	Sets the paths to the local installation of Java and executes the <i>PostalOne!</i> Mail.dat Client to display the user interface. Windows Only.
RunBatchUpload	Executes batch verification and upload for all files in the repository folder. Add file names to process selected files.
Run-receiptpoller	Checks <i>PostalOne!</i> server for receipt files and terminates. See instructions for how to enable automated operation.
Run-Client_credentials	Prompts for login name and password and encrypts these in MDRConfig. Required for UNIX users. Windows users can use setup screen of user interface.

RunBatchVersionCheck	Checks to see if version of program is currently supported. If it is not supported, the batch process is terminated and a notice of this is written into the validation log.
setup_jre_link.sh (Unix Only)	Links to Java JRE environment that was installed by the user.

3.3.6.3 MDRSettings.conf Settings

Table 3- 6. Batch Processor Settings

Setting	Description	Populated by <i>PostalOne!</i> Mail.dat Client User Interface
logfile.path	The location where the log files are going to be stored.	Yes
successful.jobs.path	Mail.dat jobs will be moved to these directories after processing, according to success or failure of processing.	Yes
failed.jobs.path		Yes
rejected.jobs.path		Yes
Dmail.dat.settings.file.path	Optional setting to specify where the MDRSettings.conf user settings file will be written/maintained. Must be manually added to MDRSettings.conf.	No
Uid	User Id for login - encrypted – must be populated by Mail.dat Client User Interface Setup Screen or by using Run-client_credentials_tool utility.	Yes
PW	Password for Login – encrypted must be populated by Mail.dat Client User Interface Setup Screen or by using Run-client_credentials_tool utility	Yes
http.proxy.host	The host name of the http proxy server controlling access to the Internet. Leave blank if no proxy server is required.	Yes
http.proxy.port	The port that should be used for http traffic processing the internet via an http proxy server. Leave blank if no proxy server is required.	Yes
http.connect.retries	The number of times to retry http connections if the initial attempt fails due to timeout.	Yes
repository.location	This specifies the directory that contains the Mail.dat job files to be uploaded. Use a forward slash for the file path separator.	Yes
application.reporting.timezone	The time zone used for receipt file processing. Acceptable values include: "EST", "CST", "MST", "PST", "GMT-14", "GMT-13", "GMT-12", "GMT-11", "GMT-10", "GMT-9", "GMT-8", "GMT-7", "GMT-6", "GMT-5", "GMT-4", "GMT-3", "GMT-2", "GMT-1", "GMT", "GMT+1", "GMT+2", "GMT+3", "GMT+4", "GMT+5", "GMT+6", "GMT+7", "GMT+8", "GMT+9", "GMT+10", "GMT+11", "GMT+12", and "GST".	Yes

Setting	Description	Populated by <i>PostalOne!</i> Mail.dat Client User Interface
automatic.updates	Setting for batch automatic updates. A value of 'Y' will trigger automatic updates to batch client wherever appropriate. The default setting is 'N'.	No
STATUS RECEIPT FILES		
status.receipt.file.repository.location	The directory that the Status Receipts will be written to.	Yes
status.receipt.enabled	Indicates whether status receipts are enabled or disabled: Enabled turns on status receipts Disabled turns off status receipts	Yes
status.receipt.type	The file type of the Status Receipt: A creates ASCII delimited receipt files X creates XML receipt files E creates Enhanced XML receipt files * Enhanced XML Available in Release 24.0	Yes
status.receipt.field.delimiter	If A (ASCII) was set as receipt file type, set the optional character delimiter to be used. If not set, the system will default to comma ',' delimited.	Yes
<i>*status.receipt.filter</i>	The level of detail on the Status Receipt: *Submission indicates one receipt record will be generated for all related events for that Job ID/Historical Header ID *Billable indicates receipt records will only be generated for postage statements with a USPS Processing Due (UPD), Finalized (FIN), Reversed (REV), or Cancelled (CAN) status <i>*Available in Release 24.0</i>	Yes
status.receipt.filename	The Status Receipt file name. This is for legacy backwards compatibility naming convention support. The following substitution tokens are recognized in the receipt filename: <ul style="list-style-type: none"> {0} The current date. {1} The current time. {4} The receipt file sequence. {5} The file extension: "xml" or "txt" depending on the receipt type. <p>The receipt file sequence increments from 001 to 999, and wraps to 001 after reaching 999. If this token is used without the job or date tokens, the receipt directory should be periodically emptied out.</p> <p>Note that if the directory already contains a receipt file with the requested name, it will not be overwritten unless the overwriteFiles flag was set</p>	Yes

Setting	Description	Populated by <i>PostalOne!</i> Mail.dat Client User Interface
	on application startup. If status.receipt.filename is not set, the system will generate a receipt file name using the default format: status_receipt_{2}_{3}_{0}_{1}.{5}	
status.receipt.poll.run.time.minutes	Time in minutes the receipt poller should run for.	Yes
status.receipt.poll.sleep.time.minutes	Time in minutes receipt poller should sleep between pollings. The system will not allow a time less than 5 minutes to prevent over loading the server with pollings	Yes
count.additional.username	Indicates the number of additional usernames When the batch application starts, it uses the batch username/password credentials to log into the <i>PostalOne!</i> system. These entries are also used by the receipt processor to log into the <i>PostalOne!</i> system and to determine which user's receipts to download. Only receipts produced by jobs that were uploaded by this user will be downloaded. If you want to use a single receipt processor instance to download receipts produced by jobs uploaded by more than one user, you may add up to ten additional username and password pairs in this section. You do not need to re-enter the username and password entered on the "Batch Configuration" tab as receipts produced by jobs uploaded by this user are always downloaded. *Available in Release 24.0	Yes
additional.username.X	Additional User Id for downloading receipts - encrypted – must be populated by Mail.dat Client User Interface Setup Screen. 'X' should be incremented to indicate which additional username it is. *Available in Release 24.0	Yes
additional.password.X	Additional Password for downloading receipts - encrypted – must be populated by Mail.dat Client User Interface Setup Screen. 'X' should be incremented to indicate which additional password it is (corresponds to the additional username x). *Available in Release 24.0	Yes
VALIDATION AND UPLOAD SETTINGS FOR AUTOMATED BATCH PROCESSING		
upload.run.time.minutes	Time in minutes the batch upload should run for. This is optional, and is only used if setting up a hot batch folder (Automated Mode).	No
upload.sleep.time.minutes	Time in minutes the batch upload should sleep between batch runs. This is optional, and is only	No

Setting	Description	Populated by <i>PostalOne!</i> Mail.dat Client User Interface
	used if setting up a hot batch folder (Automated Mode).	

4. *PostalOne!* System Help Desk

The *PostalOne!* program has a staffed *PostalOne!* System Help Desk to assist customers who may have questions or need assistance with a problem or technical issue with the *PostalOne!* system. The *PostalOne!* System Help Desk is available Monday through Friday from 8:00 a.m. to 5:00 p.m., CST, and can be contacted via e-mail or telephone. The phone number below is available for after-hours assistance with some issues. Our after-hours staff will forward unresolved issues to the *PostalOne!* System Help Desk at the beginning of the next workday.

PostalOne! System Help Desk Telephone **(800) 522-9085**

PostalOne! System Help Desk e-mail **postalone@email.usps.gov**

If you experience any difficulties when using the *PostalOne!* system, have questions, or need more information about the *PostalOne!* system, contact the *PostalOne!* System Help Desk. Your calls will be answered by the *PostalOne!* System Help Desk in a priority order, with preference given to fully enrolled customers having a signed *PostalOne!* user agreement on file.

If you have comments or suggestions regarding this technical specification, e-mail the *PostalOne!* System Help Desk.

Appendix A. Status Receipt File Layout

This Appendix contains details about the contents of a Status Receipt file and associated record formats.

Note: Postage statement receipt files are not available; only status receipt files are available.

A-1 Status Receipt File Content

The receipt file conforms to these specifications:

A receipt file shall contain one or more records represented by ASCII text or XML. The text shall be in the subset of ASCII characters indicated by the decimal values 33 to 126.

A new line character or sequence of characters (this is platform dependent) shall terminate each record.

The records of a receipt file shall contain a predefined character that shall serve to distinguish its fields. The default character shall be a comma “,”.

Note: Customize the ‘delimiter’ character by changing the `status.receipt.field.delimiter` parameter in the `MDRSETTINGS.CONF` file. For more information, see Batch Processing.

The receipt file record may have various types. Only one record type has been specified at this point.

A record in a receipt file shall commence with a “record-type” field that shall serve in the record’s identification. Following the record-type field shall be various character-delimited fields following a predefined sequence.

A-2 Record Format

This Section provides details about the receipt file’s record formats. For additional information about `MDRSETTINGS.CONF` parameters, see Batch Processing.

Record Type: status receipts

The *PostalOne!* system allows Batch Processor users to receive Mail.dat transaction confirmations in the form of Status Receipt files. The Status Receipt file indicates the successive stages of a Mail.dat transaction being processed and can be transmitted in three formats: ASCII, XML, and Enhanced XML.

1. ASCII Receipt File Format

The ASCII Status Receipt file will display all field names and events on one line for a single job submission. The field names and events will be separated by the delimiter selected by the user via the `MDRSETTINGS.CONF` file or the MDR client application. The user will need to count the field positions to determine which events are populated in the Status Receipt file. The first event will appear immediately after the ‘date-time’ field. The last event will appear immediately before the ‘error-code’ field. The following is tracked as issue 60111: There is an extra space at the end of each record and there is an extra empty line at the end of the file. See the *PostalOne!* Issues List for the scheduling of the issue fix at <http://ribbs.usps.gov/index.cfm?page=intellmaillatestnews>.

The current record type for *PostalOne!* Status Receipt files is: *transfer-status*.

The *transfer-status* record shall serve to indicate the progress of the processing of a Mail.dat file transferred to the *PostalOne!* Java upload server. The record shall trace, through its fields, the validation, the loading, and the processing of postage statements for a Mail.dat file transfer. The format for job status records is as follows:

```
transfer-status<char-del>version<char-del>jobid<char-del>filename<char-  
del>verification-facility-zip+4<char-del>date-time<char-del>validation<char-  
del>job-acceptance<char-del>insert<char-del>PS-gen<char-del>PS-canceled<char-  
del>PS-fin<char-del>mpu-edit<char-del> error-code<char-del>error-msg<new-line>
```

Field Descriptions

transfer-status: represents the literal text that will be placed at the beginning of a transfer-status record.

<char-del>: represents the ASCII character used as the field delimiter.

version: the version of this receipt file. (e.g. 1.0)

jobid: the Mail.dat Job ID as presented in the header file specification of Mail.dat.

filename: the part of the name of a Mail.dat file without the extension. For example, if the files sent are fooHDR, fooCSM and fooCQT, the “filename” is foo. If the receipt record is for a finalized, a canceled or a reversed postage statement, this record will contain the container ID of one of the containers that was finalized, canceled, or reversed.

verification-facility-*zip+4*: The ZIP+4 Code of the mailing facility where verification occurred.

date-time: a time stamp, represented in the 24 hour time system, which indicates the creation or the receipt of a file. The Java upload server provides the time that is used.

validation: a binary value of “P” or “F” indicating successful validation or failed validation, respectively, of a Mail.dat file.

job-acceptance: a binary value of “P” or “F” indicating whether a file has been successfully loaded to the Java upload server’s data repository for loading to a database.

insert: a binary value of “P” or “F” indicating the successful loading of a job from the Java upload server’s data repository to the database.

PS-gen: a Boolean value of “T” or “F” indicating whether a postage statement has been generated or has not been generated.

PS-canceled: a value of “C” or <empty> indicating whether a postage statement has been canceled or no action has been taken, respectively.

PS-fin: a value of “F”, “R” or <empty> indicating whether a postage statement has been finalized, reversed or no action has been taken, respectively.

mpu-edit: a value of “T” or <empty> indicating whether an mpu edit has occurred on the front-end or not. This field is not currently populated by *PostalOne!*, so it will always be <empty>.

error-code: a numeric error code generated by the *PostalOne!* Java upload server that represents the occurrence or absence of an error. A zero in the field indicates the absence of error.

error-msg: a message generated by the *PostalOne!* Java upload server that describes, with brevity, an error or warning that has occurred. If there is no error or warning, this field will be empty.

<new-line>: the platform-specific new line character sequence.

2. XML Receipt File Format (Existing XML)

The following is the XML schema for Status Receipts:

```
<?xml version="1.0" encoding="UTF-8"?>
<xs:schema xmlns:xs="http://www.w3.org/2001/XMLSchema"
elementFormDefault="qualified" attributeFormDefault="unqualified">
  <xs:element name="receipts">
    <xs:complexType>
      <xs:all>
        <xs:element name="record-type">
          <xs:annotation>
            <xs:documentation>The current record type for PostalOne!
receipt files is: transfer-status. The transfer-status record shall serve to
indicate the progress of the processing of a Mail.dat file transferred to the
PostalOne! Java upload server. The record shall trace, through its fields, the
validation, the loading, and the processing of postage statements for a Mail.dat
file transfer.</xs:documentation>
          </xs:annotation>
        <xs:complexType>
          <xs:all>
            <xs:element name="version">
              <xs:annotation>
                <xs:documentation>the version of this receipt file.
(Version 1.0 for XML and ASCII formats)</xs:documentation>
              </xs:annotation>
            </xs:element>
            <xs:element name="job-id">
              <xs:annotation>
                <xs:documentation>Mail.dat Job ID as presented in the
header file specification of Mail.dat.</xs:documentation>
              </xs:annotation>
            </xs:element>
            <xs:element name="filename">
              <xs:annotation>
                <xs:documentation>the name of a Mail.dat file without
the extension. For example, if the files sent are fooHDR, fooCSM and fooCQT, the
filename is foo. If the receipt record is for a finalized, a canceled or a
reversed postage statement, this record will contain the container ID of one of
the containers that was finalized, canceled, or reversed.</xs:documentation>
              </xs:annotation>
            </xs:element>
            <xs:element name="verification-facility-zip-4">
              <xs:annotation>
                <xs:documentation>The zip plus 4 code of the mailing
facility where verification occurred.</xs:documentation>
              </xs:annotation>
            </xs:element>
            <xs:element name="date-time">
              <xs:annotation>
                <xs:documentation>a time stamp, represented in the 24
hour time system, that indicates the creation or the receipt of a file. The Java
upload server provides the time that is used.</xs:documentation>
              </xs:annotation>
            </xs:element>
            <xs:element name="validation">
              <xs:annotation>
                <xs:documentation>a binary value of P or F indicating
successful validation or failed validation, respectively, of a Mail.dat
file.</xs:documentation>
              </xs:annotation>
            </xs:element>
          </xs:all>
        </xs:complexType>
      </xs:all>
    </xs:complexType>
  </xs:element>
</xs:schema>
```

```

        </xs:annotation>
    </xs:element>
    <xs:element name="job-acceptance">
        <xs:annotation>
            <xs:documentation>a binary value of P or F indicating
whether a file has been successfully loaded to the Java upload server's data
repository for loading to a database.</xs:documentation>
        </xs:annotation>
    </xs:element>
    <xs:element name="insert">
        <xs:annotation>
            <xs:documentation>a binary value of P or F indicating
the successful loading of a job from the Java upload server's data repository to
the database.</xs:documentation>
        </xs:annotation>
    </xs:element>
    <xs:element name="PS-generated">
        <xs:annotation>
            <xs:documentation>a Boolean value of T or F indicating
whether a postage statement has been generated or has not been
generated.</xs:documentation>
        </xs:annotation>
    </xs:element>
    <xs:element name="PS-canceled">
        <xs:annotation>
            <xs:documentation>a value of C or null indicating
whether a postage statement has been canceled or no action has been taken,
respectively.</xs:documentation>
        </xs:annotation>
    </xs:element>
    <xs:element name="PS-finalized">
        <xs:annotation>
            <xs:documentation>a value of F, R or null indicating
whether a postage statement has been finalized, reversed or no action has been
taken, respectively.</xs:documentation>
        </xs:annotation>
    </xs:element>
    <xs:element name="mpu-edit">
        <xs:annotation>
            <xs:documentation>a value of T or null indicating
whether an mpu edit has occurred on the front-end or not. This field is not
currently populated by PostalOne!, so it will not be included.</xs:documentation>
        </xs:annotation>
    </xs:element>
    <xs:element name="error-code">
        <xs:annotation>
            <xs:documentation>a numeric error code generated by
the PostalOne! Java upload server that represents the occurrence or absence of an
error. A zero in the field indicates the absence of error.</xs:documentation>
        </xs:annotation>
    </xs:element>
    <xs:element name="error-message">
        <xs:annotation>
            <xs:documentation>a message generated by the
PostalOne! Java upload server that describes, with brevity, an error or warning
that has occurred. If there is no error or warning, this field will be
null.</xs:documentation>
        </xs:annotation>
    </xs:element>
</xs:all>

```

```

        </xs:complexType>
    </xs:element>
</xs:all>
</xs:complexType>
</xs:element>
</xs:schema>

```

The current record type for *PostalOne!* Status Receipt files is: *transfer-status*.

Field Descriptions:

transfer-status: represents the literal text that will be placed at the beginning of a transfer-status record.

version: the version of this receipt file. (e.g. 1.0)

jobid: the Mail.dat Job ID as presented in the header file specification of Mail.dat.

filename: the part of the name of a Mail.dat file without the extension. For example, if the files sent are fooHDR, fooCSM and fooCQT, the “filename” is foo. If the receipt record is for a finalized, a canceled or a reversed postage statement, this record will contain the container ID of one of the containers that was finalized, canceled, or reversed.

verification-facility-zip+4: The ZIP+4 Code of the mailing facility where verification occurred.

date-time: a time stamp, represented in the 24 hour time system, which indicates the creation or the receipt of a file. The Java upload server provides the time that is used.

validation: a binary value of “P” or “F” indicating successful validation or failed validation, respectively, of a Mail.dat file.

job-acceptance: a binary value of “P” or “F” indicating whether a file has been successfully loaded to the Java upload server’s data repository for loading to a database.

insert: a binary value of “P” or “F” indicating the successful loading of a job from the Java upload server’s data repository to the database.

PS-gen: a Boolean value of “T” or “F” indicating whether a postage statement has been generated or has not been generated.

PS-canceled: a value of “C” or <empty> indicating whether a postage statement has been canceled or no action has been taken, respectively.

PS-fin: a value of “F”, “R” or <empty> indicating whether a postage statement has been finalized, reversed or no action has been taken, respectively.

mpu-edit: a value of “T” or <empty> indicating whether an mpu edit has occurred on the front-end or not. This field is not currently populated by *PostalOne!*, so it will always be <empty>.

error-code: a numeric error code generated by the *PostalOne!* Java upload server that represents the occurrence or absence of an error. A zero in the field indicates the absence of error.

error-msg: a message generated by the *PostalOne!* Java upload server that describes, with brevity, an error or warning that has occurred. If there is no error or warning, this field will be empty.

3. Enhanced XML Receipt File Format

The following is the Enhanced XML schema for Status Receipts supported in Release 24.0. This file format is built on the existing XML Receipt File Layout but includes additional fields for newly supported events and additional data returned.

```

<?xml version="1.0" encoding="UTF-8"?>
<xs:schema xmlns:xs="http://www.w3.org/2001/XMLSchema" elementFormDefault="qualified"
attributeFormDefault="unqualified">
  <xs:element name="receipts">
    <xs:complexType>
      <xs:all>
        <xs:element name="record-type">
          <xs:annotation>
            <xs:documentation>The current record type for PostalOne! receipt files is: transfer-
status. The transfer-status record shall serve to indicate the progress of the processing of a Mail.dat file
transferred to the PostalOne! Java upload server. The record shall trace, through its fields, the validation, the
loading, and the processing of postage statements for a Mail.dat file transfer.</xs:documentation>
          </xs:annotation>
          <xs:complexType>
            <xs:all>
              <xs:element name="version">
                <xs:annotation>
                  <xs:documentation>the version of this receipt file. (Version for Release
24.0 Enhanced XML will be 2.0)</xs:documentation>
                </xs:annotation>
              </xs:element>
              <xs:element name="job-id">
                <xs:annotation>
                  <xs:documentation>Mail.dat Job ID as presented in the header file
specification of Mail.dat.</xs:documentation>
                </xs:annotation>
              </xs:element>
              <xs:element name="filename">
                <xs:annotation>
                  <xs:documentation>the part of the name of a Mail.dat file without the
extension. For example, if the files sent are fooHDR, fooCSM and fooCQT, the filename is foo. If the receipt
record is for a finalized, a canceled or a reversed postage statement, this record will contain the container ID
of one of the containers that was finalized, canceled, or reversed.</xs:documentation>
                </xs:annotation>
              </xs:element>
              <xs:element name="verification-facility-zip-4">
                <xs:annotation>
                  <xs:documentation>The zip plus 4 code of the mailing facility where
verification occurred.</xs:documentation>
                </xs:annotation>
              </xs:element>
              <xs:element name="Submitter-CRID">
                <xs:annotation>
                  <xs:documentation>The CRID of the submitter. </xs:documentation>
                </xs:annotation>
              </xs:element>
              <xs:element name="date-time">
                <xs:annotation>
                  <xs:documentation>a time stamp, represented in the 24 hour time
system, that indicates the creation or the receipt of a file. The Java upload server provides the time that is
used.</xs:documentation>
                </xs:annotation>
              </xs:element>
            </xs:all>
          </xs:complexType>
        </xs:element>
      </xs:all>
    </xs:complexType>
  </xs:element>
</xs:schema>

```

```

</xs:element>
<xs:element name="HDR-History-Sequence-ID">
  <xs:annotation>
    <xs:documentation>This represents the current Historical Header ID for
the Mail.dat submission that triggered the event. If the event did not originate during the processing of
Mail.dat, this field is not available</xs:documentation>
  </xs:annotation>
</xs:element>
<xs:element name="reject-job">
  <xs:annotation>
    <xs:documentation>This will only appear if the client rejects the job for
validation and will have a value F</xs:documentation>
  </xs:annotation>
</xs:element>
<xs:element name="validation">
  <xs:annotation>
    <xs:documentation>a binary value of P or F indicating successful
validation or failed validation, respectively, of a Mail.dat file.</xs:documentation>
  </xs:annotation>
</xs:element>
<xs:element name="job-acceptance">
  <xs:annotation>
    <xs:documentation>a binary value of P or F indicating whether a file has
been successfully loaded to the Java upload server's data repository for loading to a
database.</xs:documentation>
  </xs:annotation>
</xs:element>
<xs:element name="insert">
  <xs:annotation>
    <xs:documentation>a binary value of P or F indicating the successful
loading of a job from the Java upload server's data repository to the database.</xs:documentation>
  </xs:annotation>
</xs:element>
<xs:element name="Qual-generated">
  <xs:annotation>
    <xs:documentation>This would be a binary value of Y or N to reflect
whether a qualification report was generated by the submission.</xs:documentation>
  </xs:annotation>
<xs:element name="PS-generated">
  <xs:annotation>
    <xs:documentation> a Boolean value of T or F indicating whether a
postage statement has been generated or has not been generated.</xs:documentation>
  </xs:annotation>
</xs:element>
<xs:element name="PS-canceled">
  <xs:annotation>
    <xs:documentation>a value of C or null indicating whether a postage
statement has been canceled or no action has been taken, respectively.</xs:documentation>
  </xs:annotation>
</xs:element>
<xs:element name="PS-finalized">
  <xs:annotation>
    <xs:documentation>a value of F, R or null indicating whether a postage
statement has been finalized, reversed or no action has been taken, respectively.</xs:documentation>
  </xs:annotation>
</xs:element>

```

```

        <xs:element name="RTP-TX-ID">
            <xs:annotation>
                <xs:documentation>This reflects the Postage Statement ID assigned by
PostalOne!. This will only appear if the user has elected to receive statement data at some level of detail
other than at the "submission" or "billable" level.</xs:documentation>
            </xs:annotation>
        </xs:element>
        <xs:element name="Container-ID">
            <xs:annotation>
                <xs:documentation>For statement Mail.dat related events, it reflects the first CSM Container ID related to the
statement. This record will only appear if the user has elected to receive statement data at some level of
detail other than at the "submission" level or "billable".</xs:documentation>
            </xs:annotation>
        </xs:element>
        <xs:element name="Mail-Group-ID">
            <xs:annotation>
                <xs:documentation>This reflects the Mail Grouping ID by
PostalOne.</xs:documentation>
            </xs:annotation>
        </xs:element>
        <xs:element name="Cust-Group-ID">
            <xs:annotation>
                <xs:documentation>This reflects the Postage Grouping ID which for
Mail.dat submissions will be the same as the Job ID. </xs:documentation>
            </xs:annotation>
        </xs:element>
        <xs:element name="Total-Pieces">
            <xs:annotation>
                <xs:documentation>Displays the Total Pieces but does not include
adjustment for spoilage/shortage. This will only appear if the user has elected to receive statement data at
some level of detail other than at the "submission" level</xs:documentation>
            </xs:annotation>
        </xs:element>
        <xs:element name="Total-Copies">
            <xs:annotation>
                <xs:documentation>This reflects the Total Copies in the postage
statement referenced by this receipt record. This will only appear if the user has elected to receive statement
data at some level of detail other than at the "submission" or "billable" level.</xs:documentation>
            </xs:annotation>
        </xs:element>
        <xs:element name="Total-Postage">
            <xs:annotation>
                <xs:documentation> Displays the Total Postage but does not include
adjustment for spoilage/shortage. This will only appear if the user has elected to receive statement data at
some level of detail other than at the "submission" level.</xs:documentation>
            </xs:annotation>
        </xs:element>
        <xs:element name="error-code">
            <xs:annotation>
                <xs:documentation>a numeric error code generated by the PostalOne!
Java upload server that represents the occurrence or absence of an error. A zero in the field indicates the
absence of error.</xs:documentation>
            </xs:annotation>
        </xs:element>
        <xs:element name="error-message">

```

```

        <xs:annotation>
            <xs:documentation>a message generated by the PostalOne! Java
upload server that describes, with brevity, an error or warning that has occurred. If there is no error or
warning, this field will be null.</xs:documentation>
        </xs:annotation>
    </xs:element>
    <xs:element name="Container-Status">
        <xs:annotation>
            <xs:documentation> This reflects the Container Status, which will be P
when all containers are Preliminary, R when all containers are Ready to Pay, or N/A when there are
containers with differing container statuses (such as for a master statement). This reflects the Container
Status – either P for Preliminary or R for Ready to Pay. This will only appear if the user has elected to
receive statement data at the “submission” or “billable” level.</xs:documentation>
        </xs:annotation>
    </xs:element>
    <xs:element name="mpu-edit">
        <xs:annotation>
            <xs:documentation>a value of T or null indicating whether an mpu edit
has occurred on the front-end or not. This field is not currently populated by PostalOne!, so it is not
included.</xs:documentation>
        </xs:annotation>
    </xs:element>
</xs:all>
</xs:complexType>
</xs:element>
</xs:all>
</xs:complexType>
</xs:element>
</xs:schema>

```

The current record type for *PostalOne!* Status Receipt files is: *transfer-status*.

Field Descriptions:

transfer-status: represents the literal text that will be placed at the beginning of a transfer-status record.

version: the version of this receipt file. (e.g. 1.0) This will be 2.0 for the Enhanced XML format.

jobid: the Mail.dat Job ID as presented in the header file specification of Mail.dat.

filename: the part of the name of a Mail.dat file without the extension. For example, if the files sent are fooHDR, fooCSM and fooCQT, the “filename” is foo. If the receipt record is for a finalized, a canceled or a reversed postage statement, this record will contain the container ID of one of the containers that was finalized, canceled, or reversed.

verification-facility-zip+4: The ZIP+4 Code of the mailing facility where verification occurred.

submitter-CRID: The CRID of the submitter

date-time: a time stamp, represented in the 24 hour time system, which indicates the creation or the receipt of a file. The Java upload server provides the time that is used.

hdr-history-sequence-id: this represents the current Historical Header ID for the Mail.dat submissions that triggered the event. If the event did not originate during the processing of Mail.dat, this field is not available

reject-job: This will only appear if the client rejects the job for validation and will have a value of "F"

validation: a binary value of "P" or "F" indicating successful validation or failed validation, respectively, of a Mail.dat file.

job-acceptance: a binary value of "P" or "F" indicating whether a file has been successfully loaded to the Java upload server's data repository for loading to a database.

insert: a binary value of "P" or "F" indicating the successful loading of a job from the Java upload server's data repository to the database.

Qual-generated: a binary value of "Y" or "N" to reflect whether a qualification report was generated by the submission

PS-gen: a Boolean value of "T" or "F" indicating whether a postage statement has been generated or has not been generated.

PS-canceled: a value of "C" or <empty> indicating whether a postage statement has been canceled or no action has been taken, respectively.

PS-fin: a value of "F", "R" or <empty> indicating whether a postage statement has been finalized, reversed or no action has been taken, respectively.

rpt-tx-id: This reflects the Postage Statement ID assigned by *PostalOne!*. This will only appear if the user has elected to receive statement data at the "submission" or "billable" level.

container id: for statement Mail.dat related events, it reflects the first CSM Container ID related to the statement. This record will only appear if the user has elected to receive statement data at the "submission" or "billable" level.

mail-group-id: reflects the Mail Grouping ID by *PostalOne!*

cust-group-id: reflects the Postage Grouping ID which for Mail.dat submissions will be the same as the Job ID.

total-pieces: reflects the Total Pieces in the postage statement referenced by this receipt record. This will only appear if the user has elected to receive statement data at the "submission" or "billable" level.

total-copies: reflects the Total Copies in the postage statement referenced by this receipt record. This will only appear if the user has elected to receive statement data at the "submission" or "billable" level.

total-postage: reflects the Total Postage in the postage statement referenced by this receipt record including all adjustments and postage affixes deductions. This will only appear if the user has elected to receive statement data at the "submission" or "billable" level.

container-status: reflects the Container Status, which will be P when all containers are Preliminary, R when all containers are Ready to Pay, or N/A when there are containers with differing container statuses (such as for a master statement).

mpu-edit: a value of "T" or <empty> indicating whether an mpu edit has occurred on the front-end or not. This field is not currently populated by *PostalOne!*, so it will always be <empty>.

error-code: a numeric error code generated by the *PostalOne!* Java upload server that represents the occurrence or absence of an error. A zero in the field indicates the absence of error.

error-msg: a message generated by the *PostalOne!* Java upload server that describes, with brevity, an error or warning that has occurred. If there is no error or warning, this field will be empty.

A-3 Postage Statement Filter

In Release 24.0, a new Receipt File Settings parameter was added to allow selection between two levels of detail for postage statements. The 'Submission Level' returns the same results as prior to Release 24.0, a single receipt per job submission. The 'Billable Level' includes additional details for each billable statement.

1. Submission Level – Submission level is the basic postage statement filter that can be used for the Status Receipt files. All postage statement events will be populated on one line for the ASCII format and one block for the XML formats. If multiple postage statements are generated for a single job submission, then the system will populate events for the last postage statement that was generated. If the Submission Level filter is selected, events will not be populated for every postage statement that was generated.

Sample ASCII Format Status Receipt – Submission Level:

```
transfer-status,1.0,RGSITB66,Scenario66,53590-3220,2010-03-24 11:13:10,P,P,P,T,,F,,0,
```

This Status Receipt shows the events that are populated for the last postage statement that was generated on a single line.

Sample XML Format Status Receipt – Submission Level:

```
<?xml version="1.0"?>
<receipts><record-type><version>1.0</version><job-id>RGSITA18</job-
id><filename>scenario18</filename><verification-facility-zip-4>08739-0123</verification-facility-zip-
4><date-time>2010-03-24 10:29:29</date-time><validation>P</validation><job-acceptance>P</job-
acceptance><insert>P</insert><PS-generated>T</PS-generated><PS-finalized>R</PS-finalized><error-
code>0</error-code><error-message> </error-message></record-type></receipts>
```

This Status Receipt shows the events that are populated for the last postage statement that was generated in a single block.

Sample Enhanced XML Format Status Receipt – Submission Level:

```
<?xml version="1.0"?>
<receipts><record-type><version>2.0</version><job-id>RGSITB66</job-
id><filename>Scenario66</filename><hdr-history-sequence-id>9997</hdr-history-sequence-
id><verification-facility-zip-4>53590-3220</verification-facility-zip-4><submitter-crid>4431786</submitter-
crid><date-time>2010-03-24 11:17:44</date-time><validation>P</validation><job-acceptance>P</job-
acceptance><insert>P</insert><PS-generated>T</PS-generated><PS-finalized>R</PS-
finalized><container-id>N/A</container-id><container-status>R</container-status><rtp-tx-
id>1050995</rtp-tx-id><mail-group-id>147773</mail-group-id><cust-group-id>RGSITB66</cust-group-
id><error-code>0</error-code><error-message> </error-message><total-postage>24141.97</total-
postage><total-pieces>49504</total-pieces><total-copies>0</total-copies></record-type></receipts>
```

This Status Receipt shows the events that are populated for the last postage statement that was generated in a single block.

2. Billable Level – Billable level is the detailed postage statement filter that can be used for the Status Receipt files. All postage statement events will be populated on one line for the ASCII format and one block for the XML formats. If multiple postage statements are generated for a single job submission, then the system will populate all events for each postage statement on a separate line for the ASCII format or a separate block for the XML formats.

Sample ASCII Format Status Receipt – Billable Level:

```
transfer-
status,1.0,RGSITY17,UpdScenario17,20260-2026,2010-04-22 11:13:29,P,P,P,T,,,0,
```

transfer-status,1.0,RGSITY17,UpdScenario17,20260-2026,2010-04-22 11:13:29,P,P,P,T,,,0,

This Status Receipt shows all of the events that are populated for each postage statement that was generated on separate lines.

Sample XML Format Status Receipt – Billable Level:

```
<?xml version="1.0"?>
<receipts><record-type><version>1.0</version><job-id>RGSITT17</job-
id><filename>UpdScenario17</filename><hdr-history-sequence-id>9999</hdr-history-sequence-
id><verification-facility-zip-4>20260-2026</verification-facility-zip-4><submitter-crid>4431786</submitter-
crid><date-time>2010-04-22 11:34:43</date-time><validation>P</validation><job-acceptance>P</job-
acceptance><insert>P</insert<PS-generated>T</PS-generated><error-code>0</error-code><error-
message> </error-message>

<record-type><version>1.0</version><job-id>RGSITT17</job-
id><filename>UpdScenario17</filename><hdr-history-sequence-id>9999</hdr-history-sequence-
id><verification-facility-zip-4>20260-2026</verification-facility-zip-4><submitter-crid>4431786</submitter-
crid><date-time>2010-04-22 11:34:43</date-time><validation>P</validation><job-acceptance>P</job-
acceptance><insert>P</insert<PS-generated>T</PS-generated><error-code>0</error-code><error-
message> </error-message>
```

This Status Receipt shows all of the events that are populated for each postage statement that was generated in separate blocks.

Sample Enhanced XML Format Status Receipt – Billable Level:

```
<?xml version="1.0"?>
<receipts><record-type><version>2.0</version><job-id>RGSITU17</job-
id><filename>UpdScenario17</filename><hdr-history-sequence-id>9999</hdr-history-sequence-
id><verification-facility-zip-4>20260-2026</verification-facility-zip-4><submitter-crid>4431786</submitter-
crid><date-time>2010-04-22 13:38:43</date-time><validation>P</validation><job-acceptance>P</job-
acceptance><insert>P</insert><qual-generated>T</qual-generated><PS-generated>T</PS-
generated><container-id>000002</container-id><container-status>R</container-status><rtp-tx-
id>1089304</rtp-tx-id><mail-group-id>149802</mail-group-id><cust-group-id>RGSITU17</cust-group-
id><error-code>0</error-code><error-message> </error-message><total-postage>43.13</total-
postage><total-pieces>136</total-pieces><total-copies>136</total-copies></record-type>

<record-type><version>2.0</version><job-id>RGSITU17</job-
id><filename>UpdScenario17</filename><hdr-history-sequence-id>9999</hdr-history-sequence-
id><verification-facility-zip-4>20260-2026</verification-facility-zip-4><submitter-crid>4431786</submitter-
crid><date-time>2010-04-22 13:38:43</date-time><validation>P</validation><job-acceptance>P</job-
acceptance><insert>P</insert><qual-generated>T</qual-generated><PS-generated>T</PS-
generated><container-id>000001</container-id><container-status>R</container-status><rtp-tx-
id>1089303</rtp-tx-id><mail-group-id>149802</mail-group-id><cust-group-id>RGSITU17</cust-group-
id><error-code>0</error-code><error-message> </error-message><total-postage>49.47</total-
postage><total-pieces>125</total-pieces><total-copies>125</total-copies></record-type></receipts>
```

This Status Receipt shows all of the events that are populated for each postage statement that was generated in separate blocks.

Appendix B. Mail.dat File Definitions

This Appendix contains the names and definitions of each file used in Mail.dat and by the *PostalOne!* system. (Source: IDEAlliance *Users' Guide for Mail.dat*). The *PostalOne!* system does not support the following seven files.

- Postage Statement Record
- Seed Name Record
- Package Label Record
- IJ / Container Relationship Record
- Special Fees/Charges Record
- Manifest Individual Record (use the IMR file or the PDR file instead)
- Manifest Summary Record (use the IMR file or the PDR file instead)

For a file that is not supported, the *PostalOne!* system will allow the file to be included in a file set; however it will not perform any validations, upload or store those records.

The *PostalOne!* system supports 14 files with the following definitions.

Table B-1. Mail.dat Files and Definitions

File	Definition
Header (HDR)	The Header file is an introduction to the entire Mail.dat. It identifies who created the file, what version of the IDEAlliance standard was used (ensuring compatibility with other users), and when the file was created. Most importantly, it identifies the total file record count for each file type. If the quantity fields in the Header record say there are a differing number of records than received, it is the first indication that the file is incomplete and, therefore, invalid. The presort software used; history of who has touched this Mail.dat, and other information is also in the Header.
Segment (SEG)	The Segment file is used to identify all of those addresses that are considered as a group within a presort. It separates parts of a mailing that require different processing. The specification notes: <p style="margin-left: 40px;">In general, the fewer the segments in a Mail.dat, the better. It is only appropriate to create a unique segment when it is needed to separate part of a mailing for different processing. Segmenting should not be used to differentiate among entry points unless they will need to be processed in some fundamentally different fashion. Similarly, segmentation should not be used to create reporting categories from information that is otherwise available in the Mail.dat.</p> <p>The Segment file identifies the class and characteristics of the mail preparation for each Segment.</p>

File	Definition
Mailpiece Unit (MPU)	The Mailpiece Unit file contains the physical description of the whole mailpiece in terms of physical attributes, such as dimensions and ad percentages. Often, there is a single MPU within a Segment. Each Mail Piece Unit ID must be defined in each Segment ID. A particular Mail Piece Unit ID may be defined as identical to that same Mail Piece Unit ID in a different segment (SEG ID 0001, MPU ID 00001 = SEG ID 0002, MPU ID 00001). A particular Mail Piece ID may be defined as different from that same Mail Piece Unit ID in a different Segment (SEG ID 0001, MPU ID 00001 <> SEG ID 0002, MPU ID 00001). However, co-mingled mail, selectively inserted letters, and selectively bound catalogs/periodicals can have multiple Mailpiece Units associated with one segment. Another example of where there might be multiple Mailpiece Units in one segment is if multiple editions are produced in separate processes, but staged onto the same pallets on the backend in order to be presented as part of one mailing.
Mailer Postage Account (MPA)	The Mailer Postage Account file describes the mailer's permit and account information, including the payment method to be used and any special authorizations.
Component (CPT)	The Component file is used to define those parts of a Mailpiece Unit by the mail class for which they qualify. For example, a magazine is in the mail class of Periodicals. However, the publisher may decide to have a mailpiece that's ineligible for Periodicals rates to be attached to the front of the magazine. The ineligible mailpiece might be a Standard Mail™ piece. Each of these parts would be identified with a separate Component record that is linked to the appropriate MPU.
Component Characteristic Record (CCR)	The component characteristics record is used to define zero to many characteristics of a component record. The characteristics may be content of mail, incentives, or fees.
MPU/Component Relationship (MCR)	The MPU/Component Relationship file is a table relating the two variables. Like the MPU and Segments relationships, often there is a one-to-one relationship with an MPU and a Component. However, as described in the above file definition, there are exceptions. Periodicals with First-Class Mail attachments and Periodicals with Standard Mail enclosures are two examples.
Container Summary (CSM)	The Container Summary file identifies each container, its level, its destination, the point of entry and the contents in terms of rates, copies, pieces and weight. Pallets, sacks, and trays are containers. There will be one Container Summary per container.
Intelligent Mail Range (IMR)	The Intelligent Mail Range Record file allows a mailer to identify full-service piece characteristics and more than one range per container, pallet, tray, sack etc. This optional file can be used as an alternative to providing a PDR file. Mailers should use this file for mailings with a large number of pieces that would otherwise require a very large PDR file.
Container Quantity (CQT)	The Container Quantity file supplies quantitative details about the content of each container. It summarizes the contents of each container in terms of MPUs, zones, and rate categories. It also supplies copy and piece counts at this level of detail. Unlike the usually limited relationship of MPU/Segment, and Component /MPU, it is expected that there will be a great number of Container Quantity records linked to the same Container Summary.

File	Definition
Package Quantity (optional) (PQT)	The Package Quantity file presents a finer level of detail defining the quantity, rate, weight, and package destination for every package in a container. This file is required for MLOCR mailings, or if the application is to produce a standard USPS Qualification report and/or provide input to the USPS <i>PostalOne!</i> system. For Periodicals mailings, this file is required for production of the PS Form 3541 postage statement, qualification report, and Outside County container and bundle report.
Walk Sequence (optional) (WSR)	The Walk Sequence file provides detail for carrier route packages in a Walk Sequence mailing: package ZIP Code, carrier route number, walk sequence type, total stops made, and total possible stops.
Piece Detail (optional) (PDR)	The Piece Detail file is used by the individual “manifest” mailing procedures. For non-manifest mailings, PDR files should be used to identify individual wasted pieces in a mailing, or for full-service mailings that lack sequentially numbered IM barcodes or a single mailing ID for all pieces in the mailing. To specify spoilage and shortage use either a PAR file or a PDR file.
Postage Adjustment (optional) (PAR)	The Postage Adjustment file defines any postage adjustments required to be made, as compared to the anticipated production specifics as supplied within the Mail.dat. An example would be a penalty for too many unreadable barcodes. To specify spoilage and shortage use either a PAR file or a PDR file. If using the PAR file, submit only one PAR file per Mail.dat job.
Original Container Identification (OCI)	The OCI file links a new container with an original container and allows customers to tie or link container information between Jobs from Mail.dat and Mail.XML.

Appendix C. Mail.dat Field Validation

This Appendix contains the field validations the *PostalOne!* system enforces for Mail.dat file submissions, separated by the record containing the field(s). Although very close, these are not identical validations to the Mail.dat IDEAlliance specifications; rather, this is how the *PostalOne!* system validates the fields.

The following conventions will apply for each data type in the respective fields as indicated, except as noted in specific record layouts.

Alphanumeric = The recommendation is to left-justify these fields, and fill the right with spaces. For example, KC123ID should be "KC123ID ". Some fields do not allow special characters (letters and numbers only). The number sign '#' is reserved as a closing character, but most fields labeled alphanumeric accept the following characters in addition to uppercase letters, lowercase letters, and numbers:

Table C- 1. ASCII Symbols Allowed

Hex	Symbol	Description	Hex	Symbol	Description
20		Space	3B	;	Semicolon
21	!	Exclamation Point	3C	<	Less Than Sign
22	"	Double Quotes	3D	=	Equal Sign
24	\$	Dollar Sign	3E	>	Greater Than Sign
25	%	Percent Sign	3F	?	Question Mark
26	&	Ampersand	40	@	At Symbol
27	'	Single Quote	5B	[Opening Bracket
28	(Opening Parenthesis	5C	\	Backslash
29)	Closing Parenthesis	5D]	Closing Bracket
2A	*	Asterisk	5E	^	Caret - Circumflex
2B	+	Plus Sign	5F	_	Underscore
2C	,	Comma	60	`	Grave Accent
2D	-	Minus Sign - Hyphen	7B	{	Opening Brace
2E	.	Period	7C		Vertical Bar – Currently Unsupported
2F	/	Slash	7D	}	Closing Brace
3A	:	Colon	7E	~	Equivalency Sign – Tilde

Numeric – The recommendation is to right-justify these fields, and fill the left with zeros. For example, 123 should be "00123". The *PostalOne!* system will accept some numeric fields without leading zeros. In this case do not use the same value with and without leading zeros (e.g., 00123 and 123) for the same field in the same job or in subsequent transmissions because the *PostalOne!* system considers these to be two different values and will in some cases block update jobs or create extra postage statements for key postage statement generation fields.

Numeric Decimal – For some fields, a decimal place is automatically added to the field. Fill smaller numbers with zeros if necessary to place the decimal in the correct location. For these fields, this technical specification uses the letter "v" to indicate where the decimal appears. For example, to fit in a field marked as 99v9999, the value 1.23 should be "012300".

If a field does not require the use of conventional values and is not used in the mailing, then use a space-filled field.

Note: Fields marked with a single asterisk (*) are required by the *PostalOne!* system, in addition to the fields required by the Mail.dat specification. Fields marked with multiple asterisks indicate a special note at the end of the table. Every file record has a closing character # that must be in the position specified by the Mail.dat specification and there must be no further characters after the closing character.

Header Record

Table C- 2. Header Record - HDR

Field	Acceptable Values	Notes
Job ID	Alphanumeric	Required. If numeric only, fill left with zeros. No special characters allowed. The Job ID Field is user managed and must remain unique within one user license code. <i>PostalOne!</i> does not support updates of this field, only one Job ID is allowed in a Mail.dat file.
IDEAlliance Version	11-2, 12-1, 12-2	Required.
Header History Sequence Number	Numeric	Required unique for subsequent submission of the same job number. <i>PostalOne!</i> does not support updates of this field; Change the Current Active Header record to change the Header History Sequence Number.
Header History Status	C, H	Required. There must be one 'current' C header record present for a job in a HDR file. All history H records will be ignored
Historical Job ID	Alphanumeric	Required. If numeric only, fill left with zeros.
Licensed User's Job Number	Alphanumeric	Required by the <i>PostalOne!</i> system.
Job Name/Title & Issue	Alphanumeric	Required.
File Source	Alphanumeric	Required.
User License Code	Alphanumeric	Required by the <i>PostalOne!</i> system. The Postal Service systems treat the User License Code or provider code as case sensitive. Must begin with an alpha code and may not have spaces or special characters.
Contact Name	Alphanumeric	Required.
Contact Telephone Number	Telephone Number	Required. No "000" area codes. Must have 10-digits. Example: 9999999999
Date Prepared	Date	Required. YYYYMMDD - Example: 20061225
Time Prepared	Time	Required. HH:MM – Example: 13:30

Field	Acceptable Values	Notes
Segmenting Criteria	Alphanumeric	Required.
Segment Record Count	Numeric	Required. Must match the record count of the Segment file.
Segment File Status	O,C,D,U,N	Required.
Mail Piece Unit Record Count	Numeric	Required. Must match the record count of the Mail Piece Unit file.
Mail Piece Unit File Status	O,C,D,U,N	Required. Must be populated with 'N' or 'O' if the Mail Piece Unit file is not included. If populated with 'O' the record count must be greater than 0.
MPU / C Relationship Record Count	Numeric	Required. Must match the record count of the MPU/C Relationship file.
MPU / C Relationship File Status	O,C,D,U,N	Required. Must be populated with 'N' or 'O' if the MPU / C file is not included. If populated with 'O' the record count must be greater than 0.
Mailer Postage Account Record Count	Numeric	Required. Must match the record count of the Mailer Postage Account file.
Mailer Postage Account File Status	O,C,D,U,N	Required. Must be populated with 'N' or 'O' if the Mailer Postage Account file is not included. If populated with 'O' the record count must be greater than 0.
Component Record Count	Numeric	Required. Must match the record count of the Component file.
Component File Status	O,C,D,U,N	Required. Must be populated with 'N' or 'O' if the Component file is not included. If populated with 'O' the record count must be greater than 0.
Component Characteristic Record Count (Mail.dat V 12-1)	Numeric	Required. Must match the record count of the Component Characteristics file.
Component Characteristic Record Status (Mail.dat V 12-1)	O,C,D,U,N	Required. Must be populated with 'N' or 'O' if the Component Characteristics file is not included. If populated with 'O' the record count must be greater than 0.
Container Summary Record Count	Numeric	Required. Must match the record count of the Container Summary Record file.
Container Summary File Status	O,C,D,U,N	Required. Must be populated with 'N' or 'O' if the Container Summary file is not included. If populated with 'O' the record count must be greater than 0.
International Container Label Count	Numeric	Reserve in 9-1
International Container Label Status	O,C,D,U,N	Reserve in 9-1
Container Quantity Record Count	Numeric	Required. Must match the record count of the Container Quantity Record file.
Container Quantity File Status	O,C,D,U,N	Required. Must be populated with 'N' or 'O' if the Container Quantity file is not included. If populated with 'O' the record count must be greater than 0.
Package Quantity Record Count	Numeric	Required. Must match the record count of the Package Quantity Record file.

Field	Acceptable Values	Notes
Package Quantity File Status	O,C,D,U,N	Required. Must be populated with 'N' or 'O' if the Package Quantity file is not included. If populated with 'O' the record count must be greater than 0.
Walk Sequence Record Count	Numeric	Required. Must be present for Rate Category field in the CQT record is set to "A" (Saturation-ECR)
Walk Sequence File Status	O,C,D,U,N	Required. Must be present for Rate Category field in the CQT record is set to "A" (Saturation-ECR). Must match the record count of the Walk Sequence file. Must be populated with 'N' or 'O' if the Walk Sequence file is not included. If populated with 'O' the record count must be greater than 0.
Seed Name Record Count	Numeric	Ignore file
Seed Name File Status	O,C,D,U,N	Ignore file
Package Label Record Count	Numeric	Ignore file
Package Label File Status	O,C,D,U,N	Ignore file
IJ / C Relationship Record Count	Numeric	Ignore file
IJ / C Relationship File Status	O,C,D,U,N	Ignore file
Piece Detail Record Count	Numeric	Required. Must match the record count of the Piece Detail Record file.
Piece Detail File Status	O,C,D,U,N	Required. Must be populated with 'N' or 'O' if the Piece Detail file is not included. If populated with 'O' the record count must be greater than 0.
Piece Barcode Record Count	Numeric	Required. Must match the record count of the Piece Barcode Record file.
Piece Barcode File Status	O,C,D,U,N	Required. Must be populated with 'N' or 'O' if the Piece Barcode file is not included. If populated with 'O' the record count must be greater than 0.
Special Fee/Charge Record Count	Numeric	Ignore file
Special Fee/Charge File Status	O,C,D,U,N	Ignore file
Manifest Individual Record Count	Numeric	Ignore file
Manifest Individual File Status	O,C,D,U,N	Ignore file
Manifest Summary Record Count	Numeric	Ignore file
Manifest Summary File Status	O,C,D,U,N	Ignore file
Postage Adjustment Record Count	Numeric	Required. Must match the record count of the Postage Adjustment Record file.
Postage Adjustment File Status	O,C,D,U,N	Required. Must be populated with 'N' or 'O' if the Postage Adjustment file is not included. If populated with 'O' the record count must be greater than 0.
Postage Statement Record Count	Numeric	Ignore file.
Postage Statement Record File Status	O,C,D,U,N	Ignore file.
Intelligent Mail Range Record Count	Numeric	Required. Must match the record count of the Intelligent Mail Range Record file.

Field	Acceptable Values	Notes
Intelligent Mail Range File Status	O,C,D,U,N	Required for full-service if using the IMR file. Must be populated with 'N' or 'O' if the Intelligent Mail Range file is not included. If populated with 'O' the record count must be greater than 0.
Original Container Identification Record Count	Numeric	Required for copalletization. Must match the record count of the Original Container Identification Record.
Original Container Identification File Status	O,C,D,U,N	Required for copalletization. Must be populated with 'N' or 'O' if the Original Container Identification file is not included. If populated with 'O' the record count must be greater than 0.
Mail.dat Presentation Category	P,M,I,S	Required. Use P for presort, M for MLOCR, I for Individual Manifest, S for Summary Manifest. There must be one and only one Segment ID if the Header Mail.dat Presentation category is M. Note: Manifest values (I and S) are processed like presort mail (P).
Original Software Vendor Name	Alphanumeric	Required.
Original Software Product's Name	Alphanumeric	Required.
Original Software Version	Alphanumeric	Required.
Original Software Vendor's Email	Alphanumeric	Required.
Mail.dat Software Vendor Name	Alphanumeric	Required.
Mail.dat Software Product's Name	Alphanumeric	Required.
Mail.dat Software Version	Alphanumeric	Required.
Mail.dat Software Vendor's Email	Alphanumeric	Required.
Licensed User's Email	Alphanumeric	Required.
Event Manager Audit Code	Alphanumeric	
Software Vendor's ZAP Option	Numeric	Required for Periodicals with original or preliminary container status. This differs from the Mail.dat specification.
Zone Matrix Date	Numeric	YYYYMMDD
Information Exchange	Alphanumeric	
User Option Field	Alphanumeric	
Reserve	Alphanumeric	
Closing Character	#	Required. No characters are permitted after the closing character.

Segment Record

Table C- 3. Segment Record - SEG

Field	Acceptable Values	Notes
Job ID	Alphanumeric	Must match Job ID of Header. Required.

Field	Acceptable Values	Notes
Segment ID	Alphanumeric	If numeric only, fill left with zeros. There must be at least one Segment ID. There must be one and only one Segment ID if the Header Mail.dat Presentation category is M. Required. <i>PostalOne!</i> does not support updates of this field, only inserts of new records are supported for the key fields.
Segment Description	Alphanumeric	Required
Class Defining Preparation	1,2,3,4	Class must be 1 (First-Class Mail), 2 (Periodicals), 3 (Standard Mail) or 4 (Package Services). For Pending Periodicals, use "2". Must also populate Principal Processing Category. Required by the <i>PostalOne!</i> system.
Principal Processing Category	LT,FL,CD,CM,IR,MM,MP, (NA & NB not accepted for CSM Postage Statement Mailing Date on or after Jan 22, 2012),NP	Required by the <i>PostalOne!</i> system. Must also populate Class Defining Preparation. Principal Processing Category is validated by class as follows. First-Class Mail: LT, FL, CD, PF, MP, IR, NP Periodicals: LT, FL, IR, MP, NP Standard Mail: LT, FL, MP, IR, NP, ,(NA & NB not accepted for CSM Postage Statement Mailing Date on or after Jan 22, 2012),CM (CM=Customized MarketMail (CMM)) Package Services: FL, MP, IR, NP
Mail Sacking Criteria – CR/ECR	CO,CF,CB,PC,TP,PT	Mail Sacking Criteria is validated as follows: First-Class Mail and Periodicals: not applicable Standard Mail: CO, CF, CB Package Services: PC, TP, PT
Mail Sacking Criteria – 3 or 5 digit	CO,CF,CB,PC,TP,PT	See Mail Sacking Criteria – CR/ECR.
Mail Sacking Criteria – Basic	CO,CF,CB,PC,TP,PT	See Mail Sacking Criteria – CR/ECR.
Substituted Container Prep	S,T	
Periodicals Newspaper Treatment	Y,N	
Logical/Physical Container Indicator	L,P	Required.
Log/Phy Package Indicator	L,P	Required.
Production Set-up Code	Alphanumeric	
LOT Database Date	Date	Required. YYYYMMDD - Example: 20061225. Fill with 00010101 if no date available; lack of a valid date may impact rate eligibility.
Sibling Container Mailing	'Y', ' ' (space)	Not used by the <i>PostalOne!</i> system

Field	Acceptable Values	Notes
Verification Facility Name	Alphanumeric	Required for the <i>PostalOne!</i> system.
Verification Facility ZIP+4	Numeric	Fill with the ZIP Code + 4 without a hyphen. Example: 123451234. the facility at this ZIP Code.
Confirm Indicator	N,P,R,S,' ' (space)	
Static Planet Code	Alphanumeric	Required if the Confirm Indicator is "S" and must be 11 digits long.
L.O.T. Direction Indicator	F,R	
Barcode Verifier Indicator	Y,N	Required for MLOCR Presentation Category.
Package Services Packaging Criteria	PC,PD,CB	Optional.
Automation Coding Date	Date	Required. YYYYMMDD - Example: 20061225. Fill with 00010101 if no date available or no automation mail; lack of a valid date may impact price eligibility. The system will validate that <i>Automation Coding Date</i> cannot be more than 180 calendar days before the <i>.csm Postage Statement Mailing Date</i> for Non-Carrier Route Mail (CQT <i>Rate Category</i> is E, H, L, L1, L2, L3, or L4). The system will validate that <i>Automation Coding Date</i> cannot be more than 90 calendar days before the <i>.csm Postage Statement Mailing Date</i> for Carrier Route Mail (CQT <i>Rate Category</i> is A, B, D, AF, BF, DF, or O). In the case of multiple dates, the system will use the oldest date that is not the default date of 00010101.
Carrier Route Coding Date	Date	Required. YYYYMMDD - Example: 20061225. Fill with 00010101 if no Carrier Route Mail. In the case of multiple dates, the system will use the oldest date that is not the default date of 00010101.
Carrier Route Sequencing Date	Date	Required. YYYYMMDD - Example: 20061225. Fill with 00010101 if no Carrier Route Mail. In the case of multiple dates, the system will use the oldest date that is not the default date of 00010101.
EMD Barcode Indicator	M,S,P	
EMD Mailing-Generic Package Barcode	Alphanumeric	
Move Update Date	Date	Required for Move Update Method values 1, 2, 3, and 5. YYYYMMDD - Example: 20061225. If not applicable use 00010101
PDR Population Status	P,F	

Field	Acceptable Values	Notes
Detached Address Label Indicator (Mail.dat 9-1, 11-1, 11-2)	Y, ' ' (space)	Detached Address Labels are supported for Mail.dat Standard Mail Enhanced Carrier Route Flats and Parcels postage statements for the following Class, Processing Category and Rate Category combinations: Class: Standard Mail Processing Category: FL = Flats, IR = Irregular Parcels, MP = Machinable Parcels Rate Category: A = Saturation ECR, B = High Density ECR, D = Basic ECR
Detached Mailing Label Indicator (Mail.dat 12-1)	A, B, C, Blank	A = Detached Address Label, B = Detached Marketing Label, Blank = Not Applicable Detached Address Labels are supported for Mail.dat Standard Mail Enhanced Carrier Route Flats and Parcels postage statements for the following Class, Processing Category and Rate Category combinations: Class: Standard Mail Processing Category: FL = Flats, IR = Irregular Parcels, MP = Machinable Parcels Rate Category: A = Saturation ECR, B = High Density ECR, D = Basic ECR (As of Jan 22, 2012) Class: Bound Printed Matter, Processing Category: FL = Flats
Requested Presort Verification Completion Date	Date	YYYYMMDD – Example: 20061225. Do not fill with all zeros. Can be blank
Requested Piece Weight Verification Completion Date	Date	YYYYMMDD – Example: 20061225. Can be blank.
Mailing Agreement Type	A,B,C,D,E,F	

Field	Acceptable Values	Notes
Mail Facility ID (09-1) eDoc Sender CRID (11-1, 11-2, 12-1 and 12-2)	Alphanumeric	<p>This USPS-assigned id, CRID, will be used by the USPS to uniquely identify the submitter of electronic documentation to the <i>PostalOne!</i> system. This field will be used to identify a new business role, called the eDoc submitter, which may be different from the mail preparer, mail owner, and scheduler roles. Use only numeric characters, left justify and do not add leading zeros. The Mail Facility ID or eDoc Sender CRID must be a valid CRID associated to the user account that uploaded the file.</p> <p>Note: the Mailing Facility ID is renamed eDoc Sender CRID in version 11-1.</p> <p>Note: the size of the eDoc Sender CRID is changed from 10 to 12 characters.</p>
Container and Bundle Charge Method	1,2,3,0	For non-Periodicals jobs, use 0 or file rejection occurs. Charge method 1 is not fully supported and requires manual entry of a container and bundle statement for the third party payer.
MPA ID for Container and Bundle Charge Method	Alphanumeric	Only enter if <i>Container and Bundle Charge Method</i> is 1 or 2. This ID should match the <i>MPA - Unique Sequence/Grouping ID</i> in the MPA file. <i>Container and Bundle Charge Method 1</i> is not fully supported and requires manual entry of a container and bundle statement for the third party payer; in this case the <i>MPA ID for Container and Bundle Charge Method</i> is ignored.
Presentation Category	P,A	Required by <i>PostalOne!</i> for MLOCR One-Pass processing
Less Than a Presort Segment Presentation	Y,N	If this field is Y for Periodicals, the CQT container allocation and PQT bundle allocation fields are used to calculate container and bundle charges.

Field	Acceptable Values	Notes
Full-service Participation Indicator	F,M,' ' (space)	For values F or M either a PDR file or an IMR file is expected to document the all mailpieces in the job. The <i>PostalOne!</i> system validates (1) that a job containing all full-service mailpieces (SEQ Full-Service Participation Indicator value F) contains all full-service mailpieces (all CQT Service Level Indicator values are F); (2) that a job containing a mixture of full-service mailpieces with non full-service mailpieces (SEQ Full-Service Participation Indicator value M) contains at least one full-service mailpiece (one CQT Service Level Indicator with value F); and (3) that a job containing all non full-service mailpieces (SEQ Full-Service Participation Indicator value blank) contains no full-service mailpieces (no CQT Service Level Indicator with value F).
Move Update Method	0,1,2,3,4,5,6,7, 8	Move Update Method of 8 (OneCode ACS™) valid only for 11-1 and above. For 09-1 use value ACS for OneCode ACS. Use ACS (value of 1) for both traditional ACS and Full-service ACS. Used for display on the postage statement.
CSA Agreement ID	Alphanumeric	Not required. Specific agreement number applicable to this segment of the mailing. Customer/Supplier Agreement IDs are assigned numeric values by the USPS. If provided for full-service or mixed-service jobs, it must be populated with a 10-digit numeric value between 1000000000 and 9999999999. See Appendix F. Customer/Supplier Agreement Procedures. 9-1 and 11-1 only.

Field	Acceptable Values	Notes
Delivery Statistics File Date	Numeric	New for 11-1. Date when the Delivery Statistics file was used for reporting on the postage statements. In the case of multiple delivery statistics file dates, the oldest date should be used for populating this field. The <i>PostalOne!</i> system will accept eight character for this field for 11-1 and above files. Whenever this field is populated with a value other than 00010101, before finalizing the postage statement, the acceptance personnel will be required to populate a new field for number of pieces of mail bearing a simplified address.
Information Exchange	Alphanumeric	For 12-2. Optional. This field is for the exchange of private information between sender and catcher.
User Option Field	Alphanumeric	
Bypass Seamless Acceptance (12-2 only)	Alphanumeric	“Y” = Yes; Blank = No This field will allow a mailer to indicate a mailing that does not meet the criteria for Seamless Acceptance from a facility that participate under normal circumstances.
SEG Record Status	O,D,U	Required.
Reserve	Alphanumeric	
Closing Character	#	Required. No characters are permitted after the closing character.

Mail Piece Unit

Table C- 4. Mail Piece Unit - MPU

Field	Acceptable Values	Notes
Job ID	Alphanumeric	Required. Must match Job ID of Header
Segment ID	Alphanumeric	Required. Must match Seg ID of Segment. The <i>Segment ID</i> and <i>Mail Piece Unit ID</i> combination of a MCR record must match a <i>Segment ID</i> and <i>Mail Piece Unit ID</i> combination in a MPU record.
Mail Piece Unit ID	Alphanumeric	Required. Must be unique within a job. If numeric only, fill left with zeros. Must have a corresponding MCR record. There must be at least one Mail Piece Unit ID for each Segment ID. For HDR <i>Presentation category</i> value MLOCR, there must be an MPU ID corresponding to each CQT file record having <i>Mail Piece Unit - Class</i> value 1 Mail

Field	Acceptable Values	Notes
		<p><i>Piece Unit - Processing Category</i> value LT, <i>Mail Piece Unit - Class</i> value 1 <i>Piece Unit – Processing Category</i> value CD or <i>Mail Piece Unit - Class</i> value 3 <i>Piece Unit – Processing Category</i> value LT. The <i>Segment ID</i> and <i>Mail Piece Unit ID</i> combination of a MCR record must match a <i>Segment ID</i> and <i>Mail Piece Unit ID</i> combination in a MPU record.</p> <p><i>PostalOne!</i> does not support updates of this field, only inserts of new records are supported for the key fields.</p>
Mail Piece Unit Name	Alphanumeric	Required. Must be unique within a segment.
Mail Piece Unit Description	Alphanumeric	
Mail Piece Unit – Weight	Numeric Decimal	Required. 99v9999 Used to calculate postage
MPU - Weight: Source	A,P,C,L	Required by the <i>PostalOne!</i> system.
MPU - Weight: Status	M,P,F,N	Required.
Mail Piece Unit - Length	Numeric Decimal	999v9999. If <i>MPU Surcharge</i> is D, then this field must contain a valid non-zero value.
Mail Piece Unit - Width	Numeric Decimal	99v9999. If <i>MPU Surcharge</i> is D, then this field must contain a valid non-zero value.
Mail Piece Unit - Thickness	Numeric Decimal	99v9999. If <i>MPU Surcharge</i> is D, then this field must contain a valid non-zero value.
Mail Piece Unit - Class	1,2,3,4,5	Required. If populated <i>MPU - Rate Type</i> and <i>MPU – Processing Category</i> must be populated.
Mail Piece Unit - Rate Type	R,C,P,L,S,B,F,N,T,,D,G,W,Y,E,J,K,(V for Mail.dat 12-1)	<p>Required. If <i>MPU - Class</i> is populated,</p> <p>First-Class Mail: R, E, G, J, K, T,(V for Mail.dat 12-1)</p> <p>Periodicals: R, N, S, C, W, Y</p> <p>Standard Mail: R,N</p> <p>Package Services: B, P, L, F, D</p> <p>The <i>PostalOne!</i> system will accept two characters for this field for 11-1, 11-2, and 12-1 files.</p> <p>The <i>PostalOne!</i> System will ignore the Priority Mail values: T1, T2, T3, T4, T5, E7, E8. These values were added to 12-2.</p>
Rate Schedule	P, ' ' (space/blank)	Use P for Commercial Plus, blank for Commercial Base. Do not use NSA. The NSA may apply if the permit holder is linked in account management to an applicable NSA.
Mail Piece Unit - Processing Category	LT,FL,CD,MP,IR,OS,PF,CM, ,(NA & NB not accepted for CSM Postage Statement	Required. If <i>MPU – Class</i> is populated, First-Class Mail: LT, CD, FL, PF, MP, IR, NP

Field	Acceptable Values	Notes
	Mailing Date on or after Jan 22, 2012),NP	Periodicals or Pending Periodicals: LT, FL, IR, MP, NP Standard Mail: LT, FL, MP, IR, NP, ,(NA & NB not accepted for CSM Postage Statement Mailing Date on or after Jan 22, 2012), CM Package Services: LT, FL, IR, MP, NP
Country	USA	Required. Must be USA.
MPU Surcharge	N,O,P,Q,R,S,1,2,D	Required. If <i>MPU Surcharge</i> is D, then <i>MPU Length</i> , <i>MPU Width</i> , and <i>MPU Thickness</i> must contain valid non-zero values.
Co-Palletization Code	Alphanumeric	Required. Not used by the <i>PostalOne!</i> System.
Five Digit Scheme Database Date	Date	YYYYMMDD - Example: 20061225
Sibling Container Mailing	Y,' ' (space/blank)	Not used by the <i>PostalOne!</i> system
Confirm Subscriber ID	Numeric	
Flat Machinability	Y,U,N,' ' (space/blank)	For Periodicals, if <i>Mail Piece Unit – Processing Category</i> is FL, this field is required and impacts prices. For more information, see the Flat Machinability Values table.
Pre-Denominated Amount	Numeric	For Postage Affixed
Postage Affixed Type	S,M	For Postage Affixed
Bulk Insurance	Y,N,O	
Postal Price Incentive ID	Alphanumeric	New for 11-1. A USPS provided ID for incentive identification Note: the Postal Price Incentive ID is daggered in 12-2
Postal Price Incentive Type	Alphanumeric	New for 11-1. A USPS provided type for incentive identification Note: the Postal Price Incentive Type is daggered in 12-2
Standard Parcel Type	M, F	New for 11-1. This field will be ignored. M = Marketing, F = Fulfillment For 12-2 the values are: M = Marketing, F = Not a Marketing parcel, BLANK = Not a Standard Parcel
Standard Flat Type	C, N	New for 11-1. Required for Standard Mail Flats. This field will be ignored for all other mailings. Must match Standard Flat Type in CPT record. C = Catalog, N = Not Catalog
User Option Field	Alphanumeric	
MPU Record Status	O,I,U	Required.

Field	Acceptable Values	Notes
Reserve	Alphanumeric	
Closing Character	#	Required. No characters are permitted after the closing character.

Mail Piece Unit – Class Values

The *PostalOne!* System supports the following mail classes (Mail Piece Unit – Class in the MPU file) for electronic data submission:

Table C- 5. Supported Mail Piece Unit - Class Values

Value	Class
1	First-Class Mail
2	Periodicals
3	Standard Mail
4	Bound Printed Matter, Library Mail and Media Mail are supported. Package Services, Parcel Post and Parcel Select are not supported.
5	Pending Periodicals.
6	Combined Mail of Periodicals and Standard Mail Flats

Mail Piece Unit – Flat Machinability Values for Periodicals Mailings

For Periodicals mailings, Flat Machinability (MPU) values map to the following presort levels and piece prices.

Nonmachinable Flat Size Periodicals (DMM 707.26) claim a Machinable piece price for 5-Digit Barcoded. Otherwise, follow the Nonmachinable and Parcels prices.

Periodicals parcels claim the Nonbarcoded Nonmachinable piece prices on the Parcels lines.

Table C- 6. Flat Machinability Values for Periodicals

Value	Presort Level	Piece Prices
Y	All	Machinable Flats (DMM 301.3)
U	3-Digit, ADC, Mixed ADC	Nonmachinable Flats (DMM 707.26)
U	5-Digit Barcoded	Machinable Flats (DMM 707.26)
N	All	Parcels
Blank	All	None. Error message occurs if Flat Machinability is blank in a Periodicals mailing with Processing Category "FL".

MPU/C Relationship Record

Table C- 7. MPU/C Relationship Record - MCR

Field	Acceptable Values	Notes
Job ID	Alphanumeric	Required. Must match Job ID of Header.
Segment ID	Alphanumeric	Required. Must match Seg ID of Segment. The Segment ID and Mail Piece Unit ID combination of a MCR record must match a Segment ID and Mail

Field	Acceptable Values	Notes
		Piece Unit ID combination in a MPU record.
Mail Piece Unit ID	Alphanumeric	Required. Must match MPU ID of MPU. Must have an MCR for every MPU ID and Segment ID.
Component ID	Alphanumeric	Required. Must match CPT ID of CPT. Must have an MCR for every CPT.
Primary MPA ID	Alphanumeric	Required. Must match the MPA - Unique Sequence/Grouping ID in the MPA file. For each component record that has a container status of R (Ready to Pay), a class defining preparation of 2 (Periodicals), and a component class/component rate type of 1 (First-Class)/R (Regular), 3 (Standard)/R (Regular), or 3 (Standard)/N (Nonprofit) the MCR <i>Primary MPA ID</i> must be provided and must have a valid <i>Permit Number</i> and a valid <i>Postage Payment Method</i> in the MPA file.
Additional Postage MPA ID	Alphanumeric	For metered or precanceled stamp postage, <i>PostalOne!</i> validation requires an MPA file detailing the permit to be charged for additional postage. The additional postage MPA ID must be used in the Additional Postage MPA ID field of the MCR file. Additional postage may only be charged to a permit imprint account.
Host Statement Component ID	Alphanumeric	Required when a Mail Piece Unit ID is associated to multiple Component IDs within the .mcr file. If numeric only, fill left with zeros. The Host Statement Component ID must have a matching Component ID in the CPT file and is required to be populated for the following scenarios: <ul style="list-style-type: none"> Multiple Hosts: For Periodical Co-Mailings, there will be multiple hosts within the same MPU. The incidentals must reference the correct Host Statement Component ID. Non Incidental and Incidental Enclosures: If there is a non-incidentual enclosure (the non-incidentual enclosure is its own host) and one or more incidental enclosures, the incidental enclosures must reference the appropriate Host Statement Component ID. Periodicals Ride-Along appears with more than one host Periodical. See Full-service Data Distribution - PDR File Option using Component record.
Host Indicator of Ad Computation	Y,N	
Postage Adjustment MPA ID	Alphanumeric	Must match the MPA - Unique Sequence/Grouping ID containing the permit imprint account used to pay for adjusted postage
MCR Record Status	O,D,U	Required.
Reserve	Alphanumeric	
Closing Character	#	Required. No characters are permitted after the closing character.

Mailer Postage Account Record

Table C- 8. Mailer Postage Account Record - MPA

Field	Acceptable Values	Notes
Job ID	Alphanumeric	Required. Must match Job ID of Header.
MPA - Unique Sequence/Grouping ID	Alphanumeric	Required. If numeric only, fill left with zeros. Must match to MCR record Primary MPA ID or Additional Postage MPA ID or Postage Adjustment MPA ID. This sequence number is not the sequence number on the postage statement (a system generated number.) <i>PostalOne!</i> does not support updates of this field, only inserts of new records are supported for the key fields.
MPA - Description	Alphanumeric	
USPS Publication Number	Alphanumeric	Mutually exclusive with <i>Permit Number</i> field. Use only for Periodicals mailings. Do not use for Pending Periodicals. The USPS Publication Number must be active at the Post Office location designated by the required Permit ZIP +4. The Postage Payment Method is required. This Publication Number at the finance number inferred from the MPA Permit ZIP+4 must have the postage authorizations required in the <i>Component - Rate Type</i> or <i>Mail Piece Unit – Rate Type</i> . As of Release 28, the USPS Publication Number cannot contain leading zeros.
Permit Number	Alphanumeric	Mutually exclusive with <i>Publication Number</i> field. Use for all non-Periodicals, including Pending Periodicals. The permit must be active at the Post Office location designated by the required Permit ZIP + 4. The Postage Payment Method is required. This permit number at the finance number inferred from the MPA Permit ZIP+4 must have the postage authorizations required in the <i>Component - Rate Type</i> or <i>Mail Piece Unit – Rate Type</i> . In the case of a non-incident enclosure in the Periodicals class, for each container record that has a container status of R (Ready to Pay), a Seg class defining preparation of 2 (Periodicals), and a component class/component rate type of 1 (First-Class)/R (Regular), 3 (Standard)/R (Regular), or 3 (Standard)/N (Nonprofit) the MCR Primary MPA ID must be provided and must have a valid Permit Number and a valid Postage Payment Method in the MPA file. Permit Number is not unique. Permit Number, Permit Type and Permit ZIP + 4 is unique.

Field	Acceptable Values	Notes
		As of Release 28, Permit Number cannot contain leading zeros.
Permit City	Alphabetic	
Permit State	Alphabetic	
Permit ZIP+4	Alphanumeric	All Mailer Postage Account (MPA) records must have a value in the Permit ZIP+4/Postal Code field. The Permit ZIP+4 value must be the ZIP Code associated with the Post Office location where the permit is held or the original or additional entry office where the USPS Publication Number is held. The <i>PostalOne!</i> system requires the Permit ZIP+4 field as part of the information necessary to uniquely identify a Permit number or USPS Publication Number at a Post Office location. For the <i>PostalOne!</i> system to complete an end-to-end transaction, Permit ZIP+4 information must be included with all postage transactions. Mail.dat validation use the first finance number found.
Mail Owner's Lcl Permit Ref Num / Int.l Bill Num	Numeric (11-1, 11-2, 12-1) Alphanumeric (12-2)	If populated, determines nonprofit authorization for Standard Mail. In release 27 this field will generate separate postage statements for each owner in the case that a single permit holder is paying postage for several mail owners that are different from the permit holder. . As of Release 28, Mail Owner's Lcl Permit Ref Num / Int.l Bill Num cannot contain leading zeros.
Mail Owner's Lcl Permit Ref Num/ Int.l Bill Num - Type	S,M,P,G,V,H	Used to determine the permit type for the Mail Owner's Lcl Permit Ref Num / Int.l Bill Num. (V is for a ghost permit type GH; G is for permits that pay via the Official Mail Accounting System OMAS.) See the Full-service Data Distribution.
Postage Payment Option	C,D,V,O,T,B	Required.
Customer Reference ID	Alphanumeric	The system will accept up to 999 Customer Reference IDs in a Job.
Postage Payment Method	S,M,P,C,L, I,G,T	Only required if <i>Permit Number</i> or <i>Publication Number</i> is present. Used to infer permit type except when USPS Publication Number is selected and permit type is set to PE. The Postage Payment Method must be set to P when the Class is 4 for Package Services and the Rate Type is B for Bound Printed Matter. The <i>Postage Payment Method</i> must be set to P for a Mail.dat job that includes Permit Reply Mail. Select T when the Class is 5 for Pending Periodicals. The system will validate that the

Field	Acceptable Values	Notes
		Postage Payment Method for Pending Periodicals is T. Postage Affixed: For Postage Payment Methods S=Stamp and M=Metered Neither the MPU Pre-Denominated Amount is the amount of postage affixed. For postage payment L=Metered Lowest, all pieces must be identical weight and the lowest price piece in the mailing is the calculated amount of postage affixed. For postage payment method C=Metered Correct, the correct price is the calculated amount of postage affixed and no postage is due.
Mailing Facility DUNS Number	Alphanumeric	For Mailer convenience, the <i>PostalOne!</i> system validates format but does not process or display this field.
Permit Holder DUNS Number	Alphanumeric	For Mailer convenience, the <i>PostalOne!</i> system validates format but does not process or display this field.
Federal Agency Cost Code	Alphanumeric	This five-digit field may include leading zeros, is optional, and displays on the postage statements for Official Mail. The Federal Agency Code is a three-digit field required for Official Mail and is located on the <i>Permit Number</i> record at the acceptance office in <i>PostalOne!</i> when the <i>Permit Type</i> is Official Mail.
Non-Profit Authorization Number	Alphanumeric	Exists for mailer convenience. <i>PostalOne!</i> uses the <i>Permit Number</i> or if populated the <i>Mail Owner's Lcl Permit Ref Num / Int.l Bill Num</i> to find the authorization number.
Title	Alphanumeric	Exists for mailer convenience.
Mailer ID of Mail Owner	Alphanumeric	Must be all numbers. A Mailer ID is always six numbers or nine numbers. May have leading zeros if significant. Left-justify and do not add leading zeros to a six digit Mailer ID to make nine digits. Postal Service assigned. See Full-service Data Distribution.
CRID of Mail Owner	Alphanumeric	Postal Service assigned. Use only numeric characters, left justify and do not add leading zeros. See Full-service Data Distribution.
Mailer ID of Preparer	Alphanumeric	Must be all numbers. A Mailer ID is always six numbers or nine numbers. May have leading zeros if significant. Left-justify and do not add leading zeros to a six digit Mailer ID to make nine digits. Postal Service assigned. See Full-service Data Distribution.
CRID of Preparer	Alphanumeric	Postal Service assigned. Use only numeric characters, left justify and do not add leading zeros. See Full-service Data Distribution.
CSA Applies for Periodicals	Y,N,' ' (space/blank)	Must be space if class is not Periodicals or pending Periodicals.
User Option Field	Alphanumeric	

Field	Acceptable Values	Notes
Payment Account Number (Mail.dat 12-1)	Alphanumeric	Optional. In the future may be used for payment as an alternative to Permit. Do not zero pad.
MPA Record Status	O,D,U	Required.
Reserve	Alphanumeric	
Closing Character	#	Required. No characters are permitted after the closing character.

Component Record

Table C- 9. Component Record - CPT

Field	Acceptable Values	Notes
Job ID	Alphanumeric	Required. Must match Job ID of Header.
Component ID	Alphanumeric	Required. Must have a corresponding MCR record. <i>PostalOne!</i> does not support updates of this field, only inserts of new records are supported for the key fields.
Component Description	Alphanumeric	The CPT Component Description is an optional field (may be left blank or may have any description convenient to the mailer) and does not determine enclosure type or class.
Component – Weight	Numeric Decimal	Required. 99v9999
Component - Weight: Source	A,P,C,L	
Component - Weight: Status	M,P,F,N	Optional. The IDEAlliance Mail.dat Specification shows this Required.
Component - Length	Numeric	
Component - Width	Numeric	
Component - Thickness	Numeric	
Component - Periodical Ad Percentage	Numeric Decimal	999v99. Must be greater than or equal zero and less than or equal 100.00. Required for Periodicals if the CPT <i>Periodical Ad% Treatment</i> is B or S. If Component – Periodical Ad Percentage is blank, Periodical Ad% Treatment must Blank, B or N. If Component – Periodical Ad Percentage is zero, Periodical Ad% Treatment must Blank, B, N or S. If Component – Periodical Ad Percentage is greater than zero, Periodical Ad% Treatment must be B, N or S. Component (CPT) Ad % Basis is only required when there are multiple components in the mail piece unit (MPU) with a Periodical Ad% Treatment value of S. See Appendix E section Ad % Basis for an explanation of how Ad % Basis is used to calculate Ad % for the publication when there are multiple components with Ad % Treatment S.
Component - Periodical Ad Percentage: Status	N,P,F	Required for Periodicals if the CPT <i>Periodical Ad% Treatment</i> is B or S.
Component - Class	1,2,3,4,5,9	Required, populate all three of <i>Component – Processing Category</i> and <i>Component – Rate Type</i> ,

Field	Acceptable Values	Notes
		and <i>Component – Processing Category</i> .
Component - Rate Type	R, N, S, C, B, T, P, L, F, B, E, G, I, J, O, K, D, W, Y, H, M, Z, V	Required, populate all three of <i>Component – Processing Category</i> and <i>Component – Rate Type</i> , and <i>Component – Processing Category</i> . For MPU Class 1 the Rate Type must be R, E, G, J, K, O, T, I, or V. For MPU Class 2 or 5, the Rate Type must be R, N, S, C, W, Y, H, Z, or M. For MPU Class 3, the Rate Type must be R, N, or M. For First-Class (CPT Class 1) enclosures in Periodicals or Bound Printed Matter (MPU Class 2, 4, or 5) the Rate Type must be R or Z. For Standard Mail (CPT Class 3) enclosures in Periodicals or Bound Printed Matter (MPU Class 2, 4, or 5) the Rate Type must be R, Z or M. For MPU Class 4 the Rate Type must be B, P, L, F, or D. The <i>PostalOne!</i> system will accept two characters for this field for 11-1 and above files. The <i>PostalOne!</i> System will ignore the Priority Mail values: T1, T2, T3, T4, T5, E7, E8. These values were added to 12-2.
Component - Processing Category	LT, FL, CD, CM, NB, NP, MP, IR, PF, or NA	Required, populate all three of <i>Component – Processing Category</i> and <i>Component – Rate Type</i> , and <i>Component – Processing Category</i> . Must match processing category in the MPU unless the component is an enclosure.
Mail Owner Identifier	Alphanumeric	Provide the 12-digit FAST Scheduler ID if participating in the FAST system, or fill with blanks. Any other value fails FAST validation.
Mailer ID of Mail Owner	Alphanumeric	Must be all numbers. A Mailer ID is always six numbers or nine numbers. May have leading zeros if significant. Left-justify and do not add leading zeros to a six digit Mailer ID to make nine digits. USPS Mailer ID. See Full-service Data Distribution.
CRID of Mail Owner	Alphanumeric	USPS CRID. Use only numeric characters, left justify and do not add leading zeros. See Full-service Data Distribution.
Sibling Container Mailing	Y, ' ' (space/blank)	Not used by the <i>PostalOne!</i> or FAST systems.
Mail Owner's Mailing Reference ID	Alphanumeric	
Periodical Ad% Treatment	B,S,N	For Periodicals, CPT <i>Periodical Ad Percentage</i> greater than or equal zero and less than or equal 100.00 is required if this field is S. If <i>Component – Periodical Ad Percentage</i> is blank, <i>Periodical Ad% Treatment</i> must Blank, B or N. If <i>Component – Periodical Ad Percentage</i> is zero, <i>Periodical Ad% Treatment</i> must Blank, B, N or S. If <i>Component – Periodical Ad Percentage</i> is greater than zero, <i>Periodical Ad% Treatment</i> must be B, N or S. The Component file Ad % Basis value is required and must be greater than zero for each component with

Field	Acceptable Values	Notes
		a Periodical Ad% Treatment value of S if there are multiple components with an Periodical Ad% Treatment value of S. See Appendix E section Ad % Basis for an explanation of how Ad % Basis is used to calculate Ad % for the publication when there are multiple components with Ad % Treatment S.
Periodical Volume Number	Alphanumeric	If this field has a value, <i>Periodical Issue Number</i> is required or the job will be rejected.
Periodical Issue Number	Alphanumeric	Required if <i>Volume Number</i> is populated. The job will be rejected if Volume Number is filled, but Issue Number is empty.
Periodical Issue Date	Date	YYYYMMDD - Example: 20061225. See Issue Date Values below for suggested values. Only required for Periodicals.
Periodical Frequency	Numeric	<i>PostalOne!</i> uses the frequency on the publication record at the Post Office location. If Periodical Frequency is missing, the <i>PostalOne!</i> system treats the field as blank and continues processing. This Periodical Frequency is printed as the frequency per year on the Periodicals postage statement.
Weight Version ID	Alphanumeric	Exists for mailer convenience.
Equivalent User License Code	Alphanumeric	Use with <i>Equivalent Mail.dat Job ID</i> and <i>Equivalent Component ID</i> .** The Postal Service systems treat the Equivalent User License Code as case sensitive. Required for equivalents to cross Job IDs.
Equivalent Mail.dat Job ID	Alphanumeric	Use with <i>Equivalent User License Code</i> and <i>Equivalent Component ID</i> .** Required for equivalents to cross Job IDs.
Equivalent Component ID	Alphanumeric	Use with <i>Equivalent User License Code</i> and <i>Equivalent Mail.dat Job ID</i> .**
Equivalent Component Type	W,B,' ' (space/blank)	For Periodicals only.
Ad % Basis	Numeric	9999v99 The Component file Ad % Basis value is required and must be greater than zero for each component with an Periodical Ad% Treatment value of S if there are multiple components with an Periodical Ad% Treatment value of S. See Appendix E section Ad % Basis for an explanation of how Ad % Basis is used to calculate Ad % for the publication when there are multiple components with Ad % Treatment S.
Component Title	Alphanumeric	Exists for mailer convenience.
Postal Price Incentive ID	Alphanumeric	New for 11-1. A USPS provided ID for incentive identification Note: the Postal Price Incentive ID is daggered in 12-2
Postal Price Incentive Type	A, B, C, MB	Ignored for CSM Postage Statement Mailing Date on or after Jan 1, 2012 and for Mail.dat 12-1. New for 11-1. For First-Class Mail A = Reply Rides

Field	Acceptable Values	Notes
		Free. For Standard Mail B = Saturation/ HD Total or C = Saturation/ HD SCF Beginning in Release 27.0, for First-Class Mail and Standard Mail MB = Mobile Barcode Note: the Postal Price Incentive Type is daggered in 12-2
Content of Mail	A, B, C, E, F, A1, A2, A3, B1, C1	Ignored for Mail.dat 12-1. Use the Component Characteristics Record. For 11-1 and 11-2, identifies unique products within the mailing. <i>PostalOne!</i> only stores this value for First-Class Mail when the following conditions are met: <ol style="list-style-type: none"> 1. The Component – Class is set to 1 2. The Component – Processing Category is LT 3. Content of Mail is set to A, B, C, A1, A2, A3, or B1. <i>PostalOne!</i> only stores this value for Standard Mail when the following conditions are met: <ol style="list-style-type: none"> 1. The Component – Class is set to 3 2. The Content of Mail is set to C, E, or C1. Multiple Content of Mail values will be accepted within a single job except for F (Round Trip ONLY: One DVD/CD or other disk). F must be claimed throughout the entire mailing and is only valid for First-Class Mail letters and flats.
Standard Parcel Type	M, F	New for 11-1. This field will be ignored. M = Marketing, F = Fulfillment
Standard Flat Type	C, N	New for 11-1. Required for Standard Flat mailings. This field will be ignored for all other mailings. Must match Standard Flat Type in MPU record. C = Catalog, N = Not Catalog
User Option Field	Alphanumeric	
CPT Record Status	O,D,I,U	Required.
Reserve	Alphanumeric	
Closing Character	#	Required. No characters are permitted after the closing character.

** Field designated for future use. The *PostalOne!* system will not process this data for any functional need until a future release.

Component Record - Issue Date Values

For the Issue Date field, use the date the publisher provides in the issue if it is a month, day and year format. In all cases, if there is a cover/issue date on a publication, use that date as the issue date.

If no date has been provided, use the table below. This is an optional method to standardize the usage of the issue date. The Pricing and Classification Service Center (PCSC) provided these suggested dates.

Any method to standardize the issue date is acceptable if it meets the requirement that all postage statements for the same issue have the same issue date. Look up the frequency of the issue and then use the month, day and year provided. If two issues occur on the same date, use the Volume Number and Issue Number to differentiate the issues.

Table C- 10. Suggested Issue Date Values by Frequency

Frequency	Issue	Use Date
Quarterly (if not dated, or no month & year)	First Quarter	1/1/2004
	Second Quarter	4/1/2006
	Third Quarter	7/1/2006
	Fourth Quarter	10/1/2006
Seasonal (if not dated, or no month & year)	Spring	3/21/2006
	Summer	6/21/2006
	Fall	9/21/2006
	Winter	12/21/2006
Monthly (if not dated) or any other frequency using only a Month & Year as issue date	Month & Year	1/1/2006
		2/1/2006
		3/1/2006
		etc.
Semimonthly (if not dated)	First Issue of Month	1/1/2006
	Second Issue of Month	1/15/2006
	First Issue of Month	2/1/2006
	Second Issue of Month	2/15/2006
		etc.
Bimonthly (if not dated)	First Month of Issue	
	e.g. Jun-Jul 2006	6/1/2006
	Dec '05/Jan '06	12/1/2005
		etc.

Note: All "Special/Extra" issues or other frequencies should have an issue date.

Component Record – Addressed Supplement Scenarios

These scenarios require that

1. Each addressed supplement with a unique weight and/or advertising percentage must have its own Component and its own Mail Piece Unit.
2. The Mail Piece Unit – Class for the host publication and for the addressed supplement shall have values 2 or 5.
3. The Mail Piece Unit – Rate Type for the host publication and for the addressed supplement shall have values R, N, C, S, Y, or W.
4. The Component File Component – Class for the addressed supplement shall have values 2 or 5.
5. The Container Quantity (CQT) fields Copies and Pieces must be populated with the actual number of addressed supplements copies and pieces. (Note: These copies and pieces are used to calculate pound postage and bundle and container postage but copies are automatically set to

zero to calculate piece postage. In pound postage these copies count for the weight but not for subscriber or nonsubscriber copies.)

6. The Package Quantity (PQT) fields Copies and Pieces must be populated with the actual number of addressed supplements copies and pieces. (Note: These copies and pieces are used to calculate pound postage and bundle and container postage but copies are automatically set to zero to calculate piece postage. In pound postage these copies count for the weight but not for subscriber or nonsubscriber copies.)
7. Both the host publication and the addressed supplement Component file Periodical Ad % Treatment must be S. (However, the Ad % may be zero.)
8. If the addressed supplement is claiming full-service and using the Intelligent Mail Range Record, the Intelligent Mail Range Class must be value 2.
9. If the addressed supplement is claiming full-service and using the Piece Detail Record, associate the Intelligent Mail Barcode to the appropriate Piece Detail Record and Container Quantity Record CQT Database ID for the Mail Piece Unit ID for the addressed supplement.
10. A host publication may have ride-alongs, repositionable notes, incidental and non-incidental enclosures. The following scenarios show the host publication without these options. For a normal supplement sent with the host publication the requirement is to associate both the supplement and the host publication components with the host publication mailpiece unit. (See the IDEAlliance Mail.dat Specification - Special Usage Scenario – Periodical With First Class or Standard Mail Enclosure – Table title: Treatment within the Component Record of various types of enclosures & attachments #3 Periodicals Supplement) However, for an addressed supplement we associate the addressed supplement to a mail piece unit and the host publication to a different mail piece unit. The simplest scenario for an addressed supplement is represented as follows.

Piece	Component ID	Mail Piece Unit ID	Component – Rate Type
Host	CPT1	MPU1	R
Addressed Supplement	CPT2	MPU2	Z

Associate the Component ID of the addressed supplement and its repositionable notes, ride alongs, or nonincidental enclosures to the Mail Piece Unit ID of the addressed supplement in the MPU/C Relationship Record (MCR) file. (See scenarios 1-3 below). In Scenario 4, a Mail.dat file may have multiple editions of addressed supplements (various copy weights and advertising percentage) for a single host book. In Scenario 5, the same addressed supplement (same copy weight and advertising percentage) may be assigned to multiple MPU IDs for customer convenience. In Scenario 6, a Mail.dat job may have only addressed supplements without their host publication.

SCENARIO 1: Addressed Supplement with Repositionable Notes

This scenario illustrates a file submission describing a mailing with Addressed Supplement associated with an Incidental Enclosure of type Repositionable Note (Component Rate Type M).

Piece	Component ID	Mail Piece Unit ID	Component – Rate Type
-------	--------------	--------------------	-----------------------

Host	CPT1	MPU1	R
Addressed Supplement	CPT2	MPU2	Z
Addressed Supplement Repositionable Note	CPT3	MPU2	M

**Addressed Supplements can be associated with multiple Incidental Enclosures.*

SCENARIO 2: Addressed Supplement with Ride-Alongs

This scenario illustrates a file submission describing a mailing with Addressed Supplement associated with an Incidental Enclosure of type Ride-Along (Component Rate Type H).

Piece	Component ID	Mail Piece Unit ID	Component – Rate Type
Host	CPT1	MPU1	R
Addressed Supplement	CPT2	MPU2	Z
Addressed Supplement Ride Along	CPT3	MPU2	H

**Addressed Supplements can be associated with multiple Incidental Enclosures.*

SCENARIO 3: Addressed Supplement with Included Part or Host – Incidental Enclosure

This scenario illustrates a file submission describing a mailing with Addressed Supplement associated with an Incidental Enclosure of type Included Part of Addressed Supplement (Component Rate Type Z).

Piece	Component ID	Mail Piece Unit ID	Component – Rate Type
Host	CPT1	MPU1	R
Addressed Supplement	CPT2	MPU2	Z
Addressed Supplement Incidental Enclosure	CPT3	MPU2	Z

**Addressed Supplements can be associated with multiple Incidental Enclosures.*

SCENARIO 4: Periodical Mailing with Multiple Addressed Supplements

This scenario illustrates a file submission describing a mailing with multiple Addressed Supplements.

Piece	Component ID	Mail Piece Unit ID	Component – Rate Type
Host	CPT1	MPU1	R
Addressed	CPT2	MPU2	Z

Supplement			
Addressed Supplement	CPT3	MPU3	Z

SCENARIO 5: Addressed Supplement with various Mail Piece Unit Records

This scenario illustrates a file submission describing a mailing with Addressed Supplement where the associated component is assigned multiple Mail Piece Units.

Piece	Component ID	Mail Piece Unit ID	Component – Rate Type
Addressed Supplement	CPT2	MPU1	Z
Addressed Supplement	CPT2	MPU2	Z

SCENARIO 6: Mail.dat containing only Addressed Supplement elements

This scenario illustrates a file submission describing a mailing with Addressed Supplement where the Mail.dat file contains only information related to the Addressed Supplements, and not their hosts.

Piece	Component ID	Mail Piece Unit ID	Component – Rate Type
Addressed Supplement	CPT1	MPU1	Z

Component Record – Classroom Publication Scenario

The CPT Rate Type and the MPU Rate type must always be C for the classroom publications. If the teacher edition includes a nonsubscriber copy of the student edition, then construct the data with one and only one component in the mail piece unit as follows.

Edition	CPT Component Weight	Notes
Student	0.0264 lb	Subtract one nonsubscriber copy for each applicable copy of a teacher edition.
Teacher	0.0684 lb	Include weight of one nonsubscriber copy (Teacher portion 0.0420 lb) adjust advertising percentage to include the one nonsubscriber copy.

Component Characteristics Record

Table C- 11. Component Characteristics Record – CCR (Mail.dat 12-1, 12-2)

Field	Acceptable Values	Notes
Job ID	Alphanumeric	Required key field. Must match Job ID of Header.

Field	Acceptable Values	Notes
Component ID	Alphanumeric	Required key field. Must match Component ID of Component.
Characteristic Type	Alphanumeric	Required key field.
Characteristic	For 12-1 following values are supported : Content: CT, RR, NF, DC, PS, RT, MI, NP, Incentive: SS, MT, VV, VP, RE, PI, SB Fee: OS, GS, PP For 12-2 following values are supported: CT, SS, OS, RR, MT, GS, NF, VV, PP, DC, VP, PS, RE, RT, PI, MI, SB, NP, IV For 12-1 (Errata 12.1.0.3) following values are supported: Content: CT, RR, NF, DC, PS, RT, MI, NP Incentive: CA, RC, DV, RO, MB, SS, MT, VV, VP, RE, PI, SB, IV Fee: OS, GS, PP	Required key field. For Mail.dat 12-1, use as many records per component ID as required to describe the component content, incentive, and fee. Supported values are described below. Unsupported values are ignored.
CCR Record Status	O, D, I, U	Required
Closing Character	#	Required. No characters are permitted after the closing character.
Characteristic Type (12-2 onwards)	Alphanumeric	Valid values: "C" = Content "I" = Incentive "F" = Fee

For Mail.dat 12-1, the following use of the component content is supported as of Jan 8, 2012 with CSM Postage Statement Mailing Date on or after Jan 22:

Characteristic Type	Characteristic Description	Characteristic support
Content	CT = Catalog	Not supported use MPU Standard Flat Type
Content	RR = Reply Envelope or Reply Card	Used to check box on PS form 3600
Content	NF = Contents NOT required to be mailed FCM	Used to check box on PS form 3600
Content	DC = DVD/CD or other disk	Used to check box on PS forms 3600, and 3602
Content	PS = Product Sample	Used to check box on PS form 3602
Content	RT = Round Trip ONLY: One DVD/CD or other disk (can be LT or FL)	Used to check box on PS form 3600 and to determine price
Content	MI = Mobile Interactive Technology	Used to count number of pieces on PS forms 3600, 3602N, 3602R and 3541.

Content	NP = PACT act	For Priority Mail and not supported in Mail.dat
Incentive	SS = Seasonal Sale	Support TBD
Incentive	MT = Mailer Type	Support TBD
Incentive	VV = Volume w/% off	Support TBD
Incentive	VP = Volume w/price off	Support TBD
Incentive	RE = Revenue	Support TBD
Incentive	PI = Piece Count	Support TBD
Incentive	SB = Small Bus w/% off	Support TBD
Fee	OS = Operational Surcharge	Support TBD
Fee	GS = Geographic Surcharge	Support TBD
Fee	PP = Picture Permit Indicia	Used to count number of pieces and to determine extra service price on line S 17 for PS forms 3600, 3602, and 3605

Container Summary Record

Table C-12. Container Summary Record - CSM

Field	Acceptable Values	Notes
Job ID	Alphanumeric	Required Must match Job ID of Header.
Segment ID	Alphanumeric	Required Must match Seg ID of Segment.
Container Type	P,S,O,T,E,F,B,W,Z,U,L, M,H,A,G,D,R,C,(11-1 and above Only AB)	Required This field impacts prices for Periodicals mailings. See the Container Type Values table. New for 11-1: The <i>PostalOne!</i> system does not support Container Type AB. The <i>PostalOne!</i> system will accept two characters for this field for 11-1 and above files.
Container ID	Numeric	Required If numeric only, fill left with zeros. Must be unique within a Job ID. A Container ID may only exist in one Segment ID. A Container ID may only have one Container Type. Each container ID represents either a handling unit or a container. The <i>PostalOne!</i> system does not support updates of this field, only inserts of new records are supported for the key fields.
Display Container ID	Alphanumeric	Required. If numeric only, fill left with zeros.
Container Grouping Description	Alphanumeric	Spaces allowed in original and update jobs.
Container Destination Zip	Alphanumeric	Required. 5-digit or 3-digit.

Field	Acceptable Values	Notes
Container Level	A,B,C,D,E,F,G,H,I,J,K,M,N,P,Q, R,S,T,U,V,W,X,Y,Z,AA,AB,A C,AD,AE,AF,AG,AH,AI,AJ,A K,AL,AM,AN,AO,AP,AQ, AR, AS, AT	Required. This field impacts prices for Periodicals mailings. For more information, see the Container Level Values table. First-Class Mail Palletization option: W,AK,AL,AM,AN,AO,AP,AQ New for 11-1 - FSS Preparation: E = FSS Sort Plan (5-Digit) F = FSS Facility (SCF) Container Levels AK, AL, AM, AN, AO, AP, or AQ are for First-Class Mail only.
Entry Point for Entry Discount - Postal Code	Alphanumeric	Required. 3 or 5-digit ZIP Code
Entry Point for Entry Discount - Facility Type	B,A,S,D,H,R,O,X,V,U,T,N,G, F,C,E,J,K,L,M,Q,I	Required. This field impacts prices for Periodicals mailings. For more information, see the Entry Point for Entry Discount – Facility Type Values table. Used in validation with FAST appointment facility and Mail Direction Files for drop shipments. Class is Periodicals: 'B', 'A', 'S', 'D', 'R', 'O', 'T', 'N', 'C', 'E', 'J', 'K', 'L', 'M', 'I' or 'Q' All other classes: 'B', 'A', 'S', 'D', 'H', 'R', 'O', 'X', 'T', 'N', 'C', 'E', 'J', 'K', 'L', 'M', 'I', or 'Q' The Entry Point for Entry Discount – Facility Type cannot be 'N' for full-service or mixed-service jobs. The Entry Point for Entry Discount – Facility Type cannot be B, R, S or D for First-Class Mail jobs (.seg Class Defining Preparation field is 1). The <i>PostalOne!</i> system will accept two characters for this field for 11-1 files.
Entry Point - Actual / Delivery - Locale Key	Alphanumeric	Should be populated with the Locale key from the USPS Drop Shipment Product. The USPS DropShip Product is available at fast.usps.com : https://fast.usps.com/fast/fastApp/resources/dropShipFileDownload.action The value should be preceded by the letters "LOC" for facility types O, K, L, J, C, Q, or E. For Full-Service or Mixed-Service mailings, it is recommended that the Locale Key be provided whenever possible.
Entry Point – Actual / Delivery Postal Code	Alphanumeric	Required. Numeric characters 0-9, ZIP Code + 4

Field	Acceptable Values	Notes
Parent Container Reference ID	Numeric	A logical tray can be associated to either a physical or logical container. A physical tray or sack can be associated to either a physical or logical container. This field must match a Container ID in the CSM.
Truck or Dispatch Number	Alphanumeric	
Stop Designator	Alphanumeric	
Reservation Number	Alphanumeric	When populated, should be in one of the following formats 1. 10-digit value with the format nnnnn + R + mmdd where n=numeric and mmdd=date of recurring appt 2. 5 digit value with the format nnnnn + R 3. 9 digit numeric value between 100000000 and 999999999
Actual Container Ship Date	Date	YYYYMMDD - Example: 20061225. Must be a date before the April 2011 price change date.
Actual Container Ship Time	Time	HH:MM – Example: 18:12. If an <i>Actual Container Ship Time</i> is provided, the <i>Actual Container Ship Date</i> is required.
Scheduled Pick Up Date	Date	YYYYMMDD - Example: 20081225.
Scheduled Pick Up Time	Time	HH:MM – Example: 18:12.
Actual Pick Up Date	Date	YYYYMMDD - Example: 20081225.
Actual Pick Up Time	Time	HH:MM – Example: 18:12
Container Acceptance Date	Date	YYYYMMDD - Example: 20061225
Scheduled In-Home Date	Date	YYYYMMDD - Example: 20061225
Additional In-Home Range	Numeric	
Scheduled Induction Date	Date	YYYYMMDD - Example: 20061225. Required for full and mixed service ready to pay containers and transportation updates when the .csm USPS Pick Up field is populated with N. Date must be within 30 days into the past or present of the Postage Statement Mailing Date for a Full-Service or Mixed Service Mailing.
Scheduled Induction Time	Time	HH:MM – Example: 13:30. Required for full and mixed service ready to pay containers and transportation updates when the .csm USPS Pick Up field is populated with N. If a <i>Scheduled Induction Time</i> is provided, the <i>Scheduled Induction Date</i> is required.
Actual Induction Date	Date	YYYYMMDD – Example 20061225. FAST closeout date. For mailer tracking only.
Actual Induction Time	Time	HH:MM – Example: 13:30. FAST Closeout time. For mailer tracking only.

Field	Acceptable Values	Notes
Internal Date	Date	YYYYMMDD - Example: 20061225. Cannot be all zeros.
Postage Statement Mailing Date	Date	<p>Required for postage payment mailing date. YYYYMMDD – Example: 20080820. Cannot be all zeros. Used to determine price/postage prices applicable – finalization date. Postage Statement Mailing Date may be backdated to the price change before last or one year in the past (whichever is most recent). The Postage Statement Mailing date cannot be populated with a date that is more than 120 days in the future.</p> <ol style="list-style-type: none"> 1. The system will not require the CSM Postage container Mailing Date if the CSM Container Status is Original. There is no need for Postage container Mailing Date because there is no postage container created for this case. 2. The system will not require the CSM Postage container Mailing Date if the CSM Container Status is Preliminary. When no CSM Postage container Mailing Date is provided, the system will use the current system date for the mailing date on the estimated postage containers. <p>Mail.dat files may be used to enter or update postage statements with mailing dates before or after the April 2011 price change but dates must be all before or all after the price change. For files submitted before the price change date with a mailing date after the price change date, the postage statements will be converted to the new rates upon finalization.</p>
Postage Statement Mailing Time	Time	HH:MM – Example: 19:00. Used to determine price/postage prices applicable – finalization time.
Number of Copies	Numeric	Required.
Number of Pieces	Numeric	Required.
Total Weight (product only)	Numeric	Required. 99999999v9999 For all classes of mail, omit the validation for the CSM container weight of the children containers to add up to the CSM weight of the parent container.
Unique Container ID	Alphanumeric	If numeric only, fill left with zeros. <i>PostalOne!</i> will fail the file if this field is filled for sibling containers.
Container Status	R,C,X,P,T,O,D,' '(space/blank)	See the Rules for Sending Container Status Updates and the table Allowable CSM Container Status Values.
Ready for SASP	Alphanumeric	Y= Yes, Blank = No

Field	Acceptable Values	Notes
Container Ready to Pay Transaction ID	Numeric	Not used by the <i>PostalOne!</i> system. Links to the associated PSR file is not supported. This field will be optional for all CSM Container Status field values, including MLOCR jobs.
Included in Other Documentation	Blank, O, L	Links to the associated OCI file. Must be blank for all pallet-level containers and mail that is not copalletized. Completed with 'O' for trays and virtual sacks at origin when sent for copalletization. Completed with 'L' for trays and virtual sacks at copalletization to link back to the origin location. I is not a valid value for the Included in Other Documentation field.
Machinable Mail Piece	Y,N,U,A	Required.
Tray Preparation Type	P, L, S, N	Required. The <i>Tray Preparation Type</i> supports the DMM Exception to Bundle Preparation - Full Single-Sort-Level Trays as follows. For Letters: a. It has a CPT <i>Component - Processing Category</i> of 'LT' (Letter) AND b. It is in a container with a CSM <i>Tray Preparation Type</i> of 'L' (Loose) or 'S' (Separator) or N (Not Applicable) AND c. It is in a container with CSM <i>Container Type</i> of 'O', 'T', or 'E' (1 foot tray, 2 foot tray, or EMM tray) AND d. The CQT Rate Category for every letter piece in the bundle must be one of the following: O, A, B, E, H, L, L1, or L2. For Flats: a. It has a CPT <i>Component - Processing Category</i> of 'FL' (Flat) AND b. It is in a container with a CSM <i>Tray Preparation Type</i> of 'L' (Loose) or 'S' (Separator) or N (Not Applicable) AND c. It is in a container with CSM <i>Container Type</i> of 'F' (flat tub). d. The CQT Rate Category for every flat piece in the bundle must be one of the following: O, A, B, E, H, L, L3, or L4.
Trans-Ship Bill of Lading Number	Alphanumeric	
Sibling Container Indicator	Y, ' ' (space/blank)	A sibling container may not fill in many fields in the CSM because this container inherits those values from its sibling. The following required fields are populated in the CSM file

Field	Acceptable Values	Notes
		<p>when the Sibling Container field in the CSM is set to Y:</p> <ul style="list-style-type: none"> - Job ID - Segment ID - Container ID - Sibling Container Indicator - Sibling Container Reference ID - Container Type - CSM Record Status <p>The following optional fields are validated if populated in the CSM file when the Sibling Container field in the CSM is set to Y:</p> <ul style="list-style-type: none"> - Label: IM Container or IM Tray Barcode - Label: 10 Character Container Barcode - Label: Destination Line 1 - Label: Destination Line 2 - Label: Content Line 1 - Label: Content Line 2 - Label: Entry (Origin) point Line - Label: User Information Line 1 - Label: User Information Line 2 - Label: Container Label CIN Code - Label: Container Label Type - Unique Container ID <p>If other fields are populated for a sibling Container ID, the Mail.dat file is rejected.</p>
Sibling Container Reference ID	Numeric	If the Sibling Container Indicator is Y, this field is required and must match a Container ID in the CSM file.
Postage Grouping ID	Alphanumeric	
Container Gross Weight	Numeric	99999999v9999
Container Gross Weight – Source	A,E	Even when set to E, the <i>PostalOne!</i> system always processes container gross weight as actual.
Container Height	Numeric	Value in inches, no decimal.
Container Height – Source	A,E	
EMD - 8125 ASN Barcode	Alphanumeric	
Transportation Carrier ID	Numeric	USPS ID (The Mail.dat specification says alphanumeric.)
FAST Content ID	Alphanumeric	USPS FAST ID.
FAST Scheduler ID	Numeric	USPS ID.
USPS Pick Up	Y,N,' ' (blank)	Used for DMU-Verified, USPS-Transported mail. This field is required when mailing has full-service mailpieces. Required for Full-Service mailings when the Container Status is "R" or "T" and the container is not a sibling container.

Field	Acceptable Values	Notes
CSA Trip ID	Alphanumeric	Used for DMU-Verified, USPS-Transported mail. Provide the appropriate Postal Service assigned numeric CSA Trip ID from the CSA. Do not provide additional information such as the ship date in the CSA Trip ID field. Leading zeros are accepted.
Scheduled Ship Date	Date	YYYYMMDD. Example: 20080820. Required for DMU-Verified, USPS-Transported mail. Date must be within 30 days into the past or present of the Postage Statement Mailing Date for a Full-Service or Mixed Service Mailing.
Schedule Ship Time	Time	HH:MM. Example: 19:00. Required for DMU-Verified, USPS-Transported mail.
Special Condition On Limit	OV,UF,SM,SN,OM	
DMM Section Defining Container Preparation	Alphanumeric	Allows up to 12 characters. Minimum is 3 characters.
Alternate Method Defining Preparation	Alphanumeric	
Label: IM Container or IM Tray Barcode	Alphanumeric	See USPS Specification 24 characters for trays or sacks. For pallets, use 21 characters; populate the leftmost 21 characters. For full-service option IM Container or IM Tray Barcode must be unique for 45 days after the Postage Statement Mailing Date in the CSM. If not, then an error is reported in the Detail Error Verification Reports. For sacks or trays containing full-service mailpieces, there is a threshold of 1% for duplicate barcodes compared to the total trays or sacks in the job.
Label: 10-Character Container Barcode	Alphanumeric	Optional, for the 10 characters on the IMB 10/24 barcode.
Label: Destination Line 1	Alphanumeric	
Label: Destination Line 2	Alphanumeric	Spaces allowed in original and update jobs.
Label: Contents - Line 1	Alphanumeric	
Label: Contents - Line 2	Alphanumeric	
Label: Entry (Origin) Point Line	Alphanumeric	
Label: User Information Line 1	Alphanumeric	
Label: User Information Line 2	Alphanumeric	
Label: Container Label CIN Code	Alphanumeric	
Label: Container Label Type	1,2,3,4	
Container Contains Overflow Indicator	Y,N	
User Option Field	Alphanumeric	
eInduction Indicator	Alphanumeric	Y= Yes, Blank = No

Field	Acceptable Values	Notes
CSA Agreement ID	Alphanumeric	Required for full or mixed service First-Class Mail jobs (.seg Class Defining Preparation field is 1) when the .csm Container Level field is AK, AL, AM, AN, AO, AP or AQ (11-2 files only).
Presort Labeling List Effective Date	Numeric	Required. YYYYMMDD (cannot be all zeros) For containers created with a CSA, use CSA effective date. Fill with 00010101 if date is not applicable.
Last Used Labeling List Effective Date	Numeric	Required. YYYYMMDD (cannot be all zeros) For containers created with a CSA, use CSA effective date. Fill with 00010101 if date is not applicable. For the initial presort, this will have the same value as Presort Labeling List Effective Date field.
Presort City-State Publication Date	Numeric	Required. YYYYMMDD (cannot be all zeros). Use "01" for day if only Year and Month provided. Fill with 00010101 if date is not applicable.
Last Used City-State Publication Date	Numeric	Required. YYYYMMDD (cannot be all zeros) Use "01" for day if only Year and Month provided. Fill with 00010101 if date is not applicable. For the initial presort, this will have the same value as Presort City-State publication Date.
Presort Zone Chart Matrix Publication Date	Numeric	Required. YYYYMMDD (cannot be all zeros) Fill with 00010101 if date is not applicable.
Last Used Zone Chart Matrix Publication Date	Numeric	Required. YYYYMMDD (cannot be all zeros) Fill with 00010101 if date is not applicable. For the initial presort, this will have the same value as Presort Zone Chart Matrix Publication Date.
Last Used Mail Direction Publication Date	Numeric	Required. YYYYMMDD (cannot be all zeros) Fill with 00010101 if date is not applicable.
CSM Record Status	O,I,D,U	Required. If inserting or updating a container that is not a sibling container then the Container Quantity (CQT) and Package Quantity Record (PQT) are required. In the case of full-service, if sending the Container Summary Record (CSM), the PDR (Piece Detail Record) and the IMR (Intelligent Mail Range) are also required.
Accept Misshipped	Alphanumeric	Y= Yes, Blank = No
Reserve	Alphanumeric	
Closing Character	#	Required. No characters are permitted after the closing character.

Container Summary Record - Container Type Values

For Outside-County Periodicals mailings, Container Type Mail.dat values (CSM) values map to the following chargeable container types.

Table C- 13. Container Type Values

Mail.dat Value	Container Type
1 = #1 Sack	Sack
2 = #2 Sack	Sack
3 = #3 Sack	Sack
4 = 01 V Sack	Sack
5 = 03 V Sack	Sack
A = Hamper, Large Plastic	Pallet
B = Bedload	Not mapped for Periodicals
C = Collapsible Wire Container	Pallet
D = Eastern Region Mail Container w/ Web Door	Pallet
E = EMM Tray	Tray
F = Flat Tub	Tray
G = General Purpose Mail Container with Gate	Pallet
H = Hamper, Large Canvas	Pallet
L = Logical Tray	Not mapped for Periodicals
M = Logical Pallet (MLOCR)	Pallet
O = 1' Tray	Tray
P = Pallet	Pallet
R = Wire Container Rigid	Pallet
S = Sack	Sack
T = 2' Tray	Tray
U = Unit Load Device	Not mapped for Periodicals
V – Sack (Virtual)	Used in some cases to place bundles on pallets.
W = Walled Unit	Not mapped for Periodicals
Z = User Pallet	Pallet
AB = Air Box	New for 11-1 and not supported for 11-1 and above.

Container Summary Record - Container Level Values

For Outside-County Periodicals Container Level (CSM) values map to the following chargeable container levels.

Table C- 14. Container Level Values

Mail.dat Value	Container Level Price
A = CR-Direct	5-Digit
B = Mixed CR in 5 Digit	5-Digit
C = Mixed CR in 3 Digit	SCF/3-Digit
D = CR – 5 D Scheme	5-Digit
E = FSS Sort Plan	5-Digit
F = FSS Facility	SCF
G = 5 Digit (Auto/Presort)	5-Digit
H = 5 Digit (Merged)	5-Digit
I = 5 Digit (Presort only)	5-Digit

Mail.dat Value	Container Level Price
J = 5 Digit (Barcode only)	5-Digit
K = Metro Scheme	SCF/3-Digit
L = Mixed RDC	Not mapped for Periodicals
M = 5D Scheme (Presort)	5-Digit
N = 5D Scheme (Auto, Presort)	5-Digit
P = 5D Scheme (Barcode)	5-Digit
Q = 5D Scheme (Merged)	5-Digit
R = 3 Digit (Auto, Presort)	SCF/3-Digit
S = 3 Digit (Barcode)	SCF/3-Digit
T = 3 Digit (Presort)	SCF/3-Digit
U = 3 Digit (CR, Auto, Presort)	SCF/3-Digit
V = 3 Digit Scheme	SCF/3-Digit
W = Unique 3 Digit	SCF/3-Digit
X = SCF	SCF/3-Digit
Y = Protected SCF	SCF/3-Digit
Z = ADC	ADC/AADC
AA = AADC	ADC/AADC
AB = Mixed ADC	Mixed ADC/AADC
AC = Mixed AADC	Mixed ADC/AADC
AD = ASF	Mixed ADC/AADC
AE = NDC	Mixed ADC/AADC
AF = Protected NDC	Mixed ADC/AADC
AG = Mixed NDC	Mixed ADC/AADC
AH = Origin Mixed ADC	Mixed ADC/AADC
AI = Protected ADC	ADC/AADC
AJ = Single Piece Container	Mixed ADC/AADC

Container Summary Record - Entry Point for Entry Discount

Detail Error Verification Reports reflect instances in which FAST appointments are not associated for drop ship mailings (drop ship is identified by Entry Point for Entry Discount Facility Type in the CSM = B “DNDC”, R “ADC”, S “DSCF”, or D “DDU”). SASP will associate FAST appointment IDs to physical containers/handling units by matching to one of the following: 1) Reservation Number provided in the CSM or 2) IMcb provided in the CSM to the IMcb in the 99M records from FAST to retrieve an Appointment ID.

Detail Error Verification Reports reflect instances in which FAST appointments are not associated for DMU verified / mailer transported origin entry mail with a CSA (DMU verified / mailer transported with a CSA is identified by Entry Point for Entry Discount Facility Type in the CSM = O “Origin”, inclusion of a CSA ID in the SEG, and USPS Pick Up Indicator = “N” in the CSM). SASP will associate FAST appointment IDs to physical containers/handling units by matching to one of the following: 1) Reservation Number provided in the CSM or 2) IMcb provided in the CSM to the IMcb in the 99M records from FAST to retrieve an Appointment ID.

Entry Point for Entry Discount Facility Type must be set to S or R when the associated CSM Container Level is set to E or F for Periodicals.

For Outside-County Periodicals mailings, Entry Point for Entry Discount – Facility Type (CSM) values map to the following chargeable Container Entry values.

Table C- 15. Entry Point for Entry Discount - Facility Type Values

Mail.dat Value	Container Entry
A = ASF	Destination NDC
B = DNDC	Destination NDC
D = DDU	DDU
S = DSCF	Destination SCF
H = Tran Hub	Not mapped for Periodicals
R = ADC	Destination ADC
O = Origin	Origin Post Office/DMU
X = Alt Delivery	Not mapped for Periodicals
V = Int'l Gateway	Not mapped for Periodicals
U = USPS Int'l	Not mapped for Periodicals
T = Orig(T-Hub Sq)	Not mapped for Periodicals
N = Not-determined	Origin Post Office/DMU
G = Can (Gatwy)	Not mapped for Periodicals
P = Can (in Can)	Not mapped for Periodicals
F = Forgn Mail Consol.	Not mapped for Periodicals
C = Origin SCF	Origin SCF
E = Origin DDU	Origin Post Office/DMU
J = Origin ADC	Origin ADC
K = Origin NDC	Origin NDC
L = Origin ASF	Origin NDC
M = Dest AMF	Destination NDC
Q = Origin AMF	Origin NDC
I = INDC (Int'l NDC, NJ)	Origin NDC
Y = RDC (Regional Distribution Center)	Not mapped for Periodicals

Mail.dat Value	Container Entry
Z = DPC (Destination Processing Center)	Not mapped for Periodicals

Original Container Identification Record

This record type is used for copalletization.

Table C- 16 . Original Container Identification Record – OCI

Field	Acceptable Values	Notes
Job ID	Alphanumeric	If numeric only, fill left with zeros. No special characters allowed. Required <i>PostalOne!</i> does not support updates of this field, only one Job ID is allowed in a Mail.dat file.
Container ID	Alphanumeric	Must match a container ID in the CSM. Required
Original Job ID	Alphanumeric	Must match a previously submitted Job ID. Required
Original User License Code	Alphanumeric	Must match the User License Code for the Original Job ID. Required The Postal Service systems treat the Original User License Code as case sensitive.
Original Segment ID	Alphanumeric	Must match a Segment ID for the Original Job ID. Required
Original Container ID	Numeric	Must match a Container ID for the Original Job ID. Required
Original Display Container ID	Alphanumeric	Must match the Display Container ID for the Original Job ID and Container ID
Original Label: IM Container or IM Tray Barcode	Alphanumeric	Must match the Label: IM Container or IM Tray Barcode for the Original Job ID and Container ID
Original Mail.XML Customer Group ID	Alphanumeric	Not used by <i>PostalOne!</i>
Original Mail.XML Mailing Group ID	Alphanumeric	Not used by <i>PostalOne!</i>
Original Mail.XML Container ID	Numeric	Not used by <i>PostalOne!</i>
OCI Record Status	Alphanumeric	Not used by <i>PostalOne!</i>
Reserve	Alphanumeric	
Closing Character	#	Required. No characters are permitted after the closing character

Intelligent Mail Range Record

The full-service option (SEG record type Full-service Participation Indicator is either M or F) requires either the IMR or the PDR record type to send data for a Mail.dat job. A Mail.dat job cannot have a

mixture of IMR and PDR files. If there are no full-service mailpieces in the Mail.dat file, the SEG Full-Service Participation Indicator value is blank and a PDR, PBC or IMR file may be submitted but is not processed for full-service. For the non full-service mailing the PDR “Wasted or Shortage Piece” Indicator values X, T, W and S are processed. For a non full-service mailing, the PDR file can be submitted for all mailpieces or only the mailpieces with PDR “Wasted or Shortage Piece” Indicator values X, T, W and S. IMR pieces must equal the total pieces in each non-parent CSM container. See the *Guide to Intelligent Mail for Letters and Flats* for guidance on what record type to use.

Table C- 17. Intelligent Mail Range Record – IMR

In 12-2 the IMR record is daggered. The IMR will be completely phased out by July 2013.

Field	Acceptable Values	Notes
Job ID	Alphanumeric	Required. Must match Job ID of Header.
Container ID	Numeric	Required. Must match Container ID in CSM file.
IMR Unique ID	Alphanumeric	Required. If numeric only, fill left with zeros. Use a new IMR unique ID for each range that requires a new value in IM Barcode Lower Serialization (including MID on the mailpiece), IM Barcode Upper Serialization (including MID on the mailpiece), Mailer ID of Mail Owner, CRID of Mail Owner, Mailer ID of Preparer, CRID of Preparer, Service Level Indicator, and Piece Count. <i>PostalOne!</i> does not support updates of this field, only inserts of new records are supported for the key fields.
Class	1,2,3,4	Required. Pending Periodicals use 2 for Periodicals
IM Barcode Lower Serialization	Alphanumeric	Must be all numbers exactly 15 numbers in length. May have leading zeros if significant. Must be less than or equal to <i>IM Barcode Upper Serialization</i> number. The first six characters must match the <i>IM Barcode Upper Serialization</i> number. IM Barcode must be unique for 45 days after the Postage Statement Mailing Date in the CSM. If not, then an error is reported in the Detail Error Verification Reports.
IM Barcode Upper Serialization	Alphanumeric	Must be all numbers exactly 15 numbers in length. May have leading zeros if significant. Must be greater than or equal to the <i>IM Barcode Lower Serialization</i> number. The first six characters must match the <i>IM Barcode Lower Serialization</i> number. IM Barcode must be unique for 45 days after the Postage Statement Mailing Date in the CSM. If not, then an error is reported in the Detail Error Verification Reports.

Field	Acceptable Values	Notes
Mailer ID of Mail Owner	Alphanumeric	For Full-Service Processing, at least one of the following fields must be populated when the IMR file is submitted for full-service: IMR <i>CRID of Mail Owner</i> or IMR <i>Mailer ID of Mail Owner</i> . Must be all numbers. A Mailer ID is always six numbers or nine numbers. May have leading zeros if significant. Left-justify and do not add leading zeros to a six digit Mailer ID to make nine digits. See Full-service Data Distribution.
CRID of Mail Owner	Alphanumeric	Use only numeric characters, left justify and do not add leading zeros. For Full-Service Processing, at least one of the following fields must be populated when the IMR file is submitted for full-service: IMR <i>CRID of Mail Owner</i> or IMR <i>Mailer ID of Mail Owner</i> . See Full-service Data Distribution.
Mailer ID of Preparer	Alphanumeric	For Full-Service Processing, at least one of the following fields must be populated when the IMR file is submitted for full-service: IMR <i>CRID of Mail Preparer</i> or IMR <i>Mailer ID of Mail Preparer</i> . Must be all numbers. A Mailer ID is always six numbers or nine numbers. May have leading zeros if significant. Left-justify and do not add leading zeros to a six digit Mailer ID to make nine digits. See Full-service Data Distribution.
CRID of Preparer	Alphanumeric	Use only numeric characters, left justify and do not add leading zeros. For Full-Service Processing, at least one of the following fields must be populated when the IMR file is submitted for full-service: IMR <i>CRID of Mail Preparer</i> or IMR <i>Mailer ID of Mail Preparer</i> . See Full-service Data Distribution.
Service Level Indicator	B,F,P,O	This field is required for the <i>PostalOne!</i> system. See note in CQT Service Level Indicator
Piece Count	Numeric	Required. The total number of pieces with each separate Service Level Indicator for a Container ID must be between the total number of pieces and the total number of copies with the same Service Level Indicator in the CQT records for the same Container ID. For Periodicals firm bundles, if assigning the same barcode to each copy in the firm bundle, count the entire firm bundle as a single piece in the IMR. If assigning a unique barcode to each copy in the firm bundle, count each copy as a piece in the IMR.
IMR Record Status	O,D,U	I is not supported
Reserve	Alphanumeric	
Closing Character	#	Required. No characters are permitted after the closing character.

Container Quantity Record

Table C- 18. Container Quantity Record - CQT

Field	Acceptable Values	Notes
Job ID	Alphanumeric	Required. Must match Job ID of Header.
CQT Database ID	Numeric	Required. If numeric only, fill left with zeros. <i>PostalOne!</i> does not support updates of this field, only inserts of new records are supported for the key fields.
Container ID	Numeric	Required. Must match Container ID in CSM.
3 Digit / 5 Digit Container Division	Alphanumeric	Required. Data used on the qualification report.
Mail Piece Unit ID	Alphanumeric	Required. Must match MPU ID in MPU.
Zone	S, D, L, 1, 3, 4, 5, 6, 7, 8, N or V	Required. If <i>Periodicals: Not County/In County</i> is "I": D or N. If <i>Periodicals: Not County/In County</i> is "N", D, S, V, 1, 2, 3, 4, 5, 6, 7, or 8. If Bound Printed Matter, 1, 3, 4, 5, 6, 7, 8, S, D and N. If First-Class Mail, Standard Mail, Media Mail or Library Mail: N. If Parcel Post: 1, 3, 4, 5, 6, 7, 8, L, and N.
Destination Entry	B,S,D,N,A,O	Required. Used to calculate postage. Barcode Discount will be disregarded for DDU Entry, since there are no corresponding USPS rates for DDU entry with barcode discount.
Rate Category	See list by class and processing category where indicated. CQT records representing full-service mailpieces must use automation rate categories.	Used to calculate postage. Required. First-Class Mail: E,H,L1,L2,L3,L4,L5,N, S,G,K. Media and Library Mail: S,N,G Bound Printed Matter: S,N,D Standard Mail Customized MarketMail (CMM) processing category CM: N Standard Mail Letters: A,B, A1, B1, D, D1, E,G,H,K,L1,L2,L3,L5,L6,L7,L8, N, O, S For Mail.dat version 09-1 or version 11-1 and above Standard Mail nonautomation letters use the processing category letters and rate categories G, K, L5, or L6. For Mail.dat 11-1 and above Standard Mail ECR nonautomation letters use the new rate categories A1, B1 and D1. Obsolete in release 28: For Mail.dat 9-1 Standard Mail ECR nonautomation letters use the processing category letters and rate categories AF, BF, or DF. Standard Mail Flats: A,B,D,E,G,H,K,L3, L4,L5,L6 Standard Mail Marketing Parcels and Standard Mail Irregular Parcels: A,B,D,PE,PG,

Field	Acceptable Values	Notes
		PI,PK,PM,PQ,PR,P5,P6,P7,P8 Machinable Parcels (Processing Category MP): A,B,D,PE,PQ,PR Irregular Parcels (Processing Category IR): A,B,D,P5,P6,P7,P8,PG,PI,PK,PM (Obsolete for CSM Postage Statement Mailing Date on or after Jan 22, 2012) Standard Mail NFM: NG,NK,N5,N6 Periodicals: A,B,D,E,G,H,K,L,N,O,L1,L2,L3,L4,L5,L6,FB. MLOCR: N, L2, L1, H, E, L3, L4, S First-Class Mail Flats: E, H, L3, L4, N, or S First-Class Mail Letters: E, H, L1, L2, N, or S Standard Mail Letters: E, H, L1, L2, L7, L8, or S See Appendix G for the specific mappings to postage statement line items.
Barcode Discount or Surcharge Indicator	O,B,D,S	Required. This field affects prices in some cases. When the Mail Class is 3 (Standard Mail), the values B, S or O may be used. When the Mail Class is 4, only the values B and D may be used. This field should be left blank or value O for other classes.
Periodicals: Sub/ Non-Sub/ Requester Indicator	S,N,R,O	Required. For Periodicals must be S, N or R. Affects eligibility for Periodicals class.
Periodicals: Not County/In County	N,I,O	Required. For Periodicals must be I or N. For other classes of mail must be O. Used to calculate postage.
Number of Copies	Numeric	Required. Number of copies must equal number of pieces except for Periodicals firm bundles. Used to calculate postage.
Number of Pieces	Numeric	Required. Used to calculate postage.
Periodicals Co-Palletization Discount Indicator	Y,N	Required. Exists for mailer convenience.
Exp Per HE,HW, SC Pub - Origin Delivery Zone	Numeric	Exists for mailer convenience.
Exp Per HE,HW, SC Pub - Origin 3-Digit Zip	Numeric	Exists for mailer convenience.
Container Charge Allocation	Numeric	9v999999 Used For Periodicals container charges when SEG Less Than a Presort Segment Presentation is Y = Yes.
Service Level Indicator	F,B,P,O	Required for the <i>PostalOne!</i> system. The value "F" may only be used with full-service eligible rate categories. First Class Mail Full-Service Eligible Rate Categories: E = 5-Digit

Field	Acceptable Values	Notes
		<p>H = 3-Digit L1 = AADC L2 = Mixed AADC</p> <p>Standard Mail Letters Full-Service Eligible Rate Categories: E = 5-Digit H = 3-Digit L1 = AADC L2 = Mixed AADC</p> <p>Standard Mail Flats Full-Service Eligible Rate Categories: E = 5-Digit H = 3-Digit L3 = ADC L4 = Mixed ADC</p> <p>Standard Mail Enhanced Carrier Route (ECR) Letters Full-Service Eligible Rate Categories: A = Saturation – ECR B = High Density – ECR D = Carrier Route O = CR – Barcode</p> <p>Standard Mail Enhanced Carrier Route (ECR) Flats Full-Service Eligible Rate Categories: B = High Density – ECR D = Carrier Route O = CR – Barcode</p> <p>Bound Printed Matter Full-Service Eligible Rate Categories: E = 5-digit H = 3-digit L3 = ADC L4 = Mixed ADC A = Saturation – ECR B = High Density – ECR D = Carrier Route O = CR – Barcode</p> <p>For Periodicals Full-Service Eligible Rate Categories must be for a processing category letter or flat and have an automation or carrier route rate category.</p> <p>The value “B” and “P” may only be used with automation or carrier route eligible rate categories.</p> <p>The <i>PostalOne!</i> system validates (1) that a job containing all full-service mailpieces (SEQ Full-Service Participation Indicator value F) contains all full-service mailpieces (all CQT Service Level Indicator values are F); (2) that a job containing a mixture of full-service mailpieces with non full-service mailpieces (SEQ Full-Service Participation Indicator value M) contains at least one full-service mailpiece (one CQT Service Level Indicator with value F); and (3) that a job containing all non full-service mailpieces (SEQ Full-Service</p>

Field	Acceptable Values	Notes
		Participation Indicator value blank) contains no full-service mailpieces (no CQT Service Level Indicator with value F).
ZAP Agent Code	Numeric	Exists for mailer convenience. For Periodicals, <i>PostalOne!</i> uses the HDR Software Vendor's ZAP Option.
Simplified Address Indicator	Alphanumeric	"Y" = Yes; Blank = Not Applicable Must be "Y" for Standard Mail (.mpu Mail Piece Unit – Class set to '3')
Extended Delivery Area Fee (Mail.dat 12-1)	Y,N	Used only for Parcel Select and ignored in Mail.dat.
CQT Record Status	O,D,U, I	Required.
Reserve	Alphanumeric	
Closing Character	#	Required. No characters are permitted after the closing character.

Note: If there are any CQT rate categories in the segment with SEG Full-service Participation Indicator with value M or F that do not qualify for automation or carrier route prices, *PostalOne!* Will reject the Mail.dat file with the error message "For a Mixed mailing or for Full-service prices, all mailpieces in the segment must qualify for automation prices: see CQT records [list CQT records by SEG ID, CQT DB ID and incorrect CQT rate category up to 1000 characters].

CQT Rate Category and Qualification Report Price Level

For Periodicals Mail, the CQT Rate Category is mapped to the piece postage lines in the Periodicals postage statement. The following tables for Periodicals In-County – Rate Category and Corresponding Price Level and Periodicals Outside-County – Rate Category and Corresponding Price Level show the correspondence to the displayed Price Level in the Qualification Report for each processing category FL = Flats, IR = Parcels and LT = Letters.

Table C- 19. Periodicals In-County – Rate Category and Corresponding Price Level

Rate Category	Rate Category Description	Processing Category	Price Level	Price Level Description
A	Saturation ECR	FL	WS	Carrier Route Saturation
B	High Density ECR	FL	HD	Carrier Route High Density
D	Carrier Route	FL	CR	Carrier Route Basic
E	5-Digit Barcode	FL	5B	Auto 5-Digit
H	3-Digit Barcode	FL	3B	Auto 3-Digit
L	Basic Barcode	FL	BB	Barcode Basic
G	5-Digit Non-Barcode	FL	5D	Presort 5-Digit
K	3-Digit Non-Barcode	FL	3D	Presort 3-Digit
N	Basic Nonautomation	FL	PSRT	Presorted
A	Saturation ECR	IR	WS	Carrier Route Saturation
B	High Density ECR	IR	HD	Carrier Route High Density
D	Carrier Route	IR	CR	Carrier Route Basic
E	5-Digit Barcode	IR	5B	Auto 5-Digit

Rate Category	Rate Category Description	Processing Category	Price Level	Price Level Description
H	3-Digit Barcode	IR	3B	Auto 3-Digit
L	Basic Automation	IR	BB	Barcode Basic
G	5-Digit Non-Barcode	IR	5D	Presort 5-Digit
K	3-Digit Non-Barcode	IR	3D	Presort 3-Digit
N	Basic Nonautomation	IR	PSRT	Presorted
A	Saturation ECR	LT	WS	Carrier Route Saturation
AF	Saturation Letter - ECR (Pd Flt)	LT	WS	Carrier Route Saturation
B	High Density ECR	LT	HD	Carrier Route High Density
D	Carrier Route	LT	CR	Carrier Route Basic
E	5-Digit Barcode	LT	5B	Auto 5-Digit
H	3-Digit Barcode	LT	3B	Auto 3-Digit
L	Basic Automation	LT	BB	Barcode Basic
G	5-Digit Non-Barcode	LT	5D	Presort 5-Digit
K	3-Digit Non-Barcode	LT	3D	Presort 3-Digit
N	Basic Nonautomation	LT	PSRT	Presorted

Table C- 20. Periodicals Outside-County – Rate Category and Corresponding Price Level

Rate Category	Rate Category Description	Processing Category	Price Level	Price Level Description
A	Saturation ECR	FL	WS	Carrier Route Saturation
B	High Density ECR	FL	HD	Carrier Route High Density
D	Carrier Route	FL	CR	Carrier Route Basic
E	5-Digit Barcode	FL	5B	Auto 5-Digit
H	3-Digit Barcode	FL	3B	Auto 3-Digit
L3	ADC Barcode	FL	AB	Auto ADC/AADC
L4	Mixed ADC Barcode	FL	MB	Auto Mixed ADC/AADC
G	5-Digit Non-Barcode	FL	5D	Presort 5-Digit
K	3-Digit Non-Barcode	FL	3D	Presort 3-Digit
L5	ADC Non-Barcode	FL	AD	ADC Presort
L6	Mixed ADC Non-Barcode	FL	MD	Mixed ADC Presort
FB	Outside County Firm Bundle	FL	FB	Firm Bundle
A	Saturation ECR	IR	WS	Carrier Route Saturation
B	High Density ECR	IR	HD	Carrier Route High Density
D	Carrier Route	IR	CR	Carrier Route Basic
E	5-Digit Barcode	IR	5B	Auto 5-Digit
H	3-Digit Barcode	IR	3B	Auto 3-Digit
L3	ADC Barcode	IR	AB	Auto ADC/AADC
L4	Mixed ADC Barcode	IR	MB	Auto Mixed ADC/AADC
G	5-Digit Non-Barcode	IR	5D	Presort 5-Digit

Rate Category	Rate Category Description	Processing Category	Price Level	Price Level Description
K	3-Digit Non-Barcode	IR	3D	Presort 3-Digit
L5	ADC Non-Barcode	IR	AD	ADC Presort
L6	Mixed ADC Non-Barcode	IR	MD	Mixed ADC Presort
FB	Outside County Firm Bundle	IR	FB	Firm Bundle
A	Saturation ECR	LT	WS	Carrier Route Saturation
B	High Density ECR	LT	HD	Carrier Route High Density
D	Carrier Route	LT	CR	Carrier Route Basic
E	5-Digit Barcode	LT	5B	Auto 5-Digit
H	3-Digit Barcode	LT	3B	Auto 3-Digit
L1	AADC Barcode	LT	AB	Auto ADC/AADC
L2	Mixed AADC Barcode	LT	MB	Auto Mixed ADC/AADC
G	5-Digit Non-Barcode	LT	5D	Presort 5-Digit
K	3-Digit Non-Barcode	LT	3D	Presort 3-Digit
KF	3-Digit Letter (Pd Flt)	LT	3D	Presort 3-Digit
L7	AADC Non-Barcode	LT	AD	ADC Presort
L8	Mixed AADC Non-Barcode	LT	MD	Mixed ADC Presort
FB	Outside County Firm Bundle	LT	FB	Firm Bundle

The following table for Standard Mail – Rate Category and Corresponding Price Level show the correspondence to the displayed Price Level in the Qualification Report for each processing category FL = Flats, IR = Parcels, LT = Letters, MP = Machinable Parcel, NF = Not Flat Machinable.

For Standard Mail Parcels and Not Flat Machinables (NG, NK, N5, and N6 obsolete as of Jan 22, 2012):

- (1) Rate categories PK, PM, NK display 3-Digit Price Level 3D where the DMM says SCF.
- (2) Rate categories P5, P7 and N5 display ADC Price Level AD where the DMM says NDC.
- (3) Rate categories P6, P8 Mixed ADC display Price Level MD where the DMM says Mixed NDC.
- (4) Rate category N6 displays Price Level MP for processing category LT and the Price Level MD for processing category NF where the DMM says Mixed NDC.

Table C- 21. Standard Mail – Rate Category and Corresponding Price Level

Rate Category	Rate Category Description	Processing Category	Price Level	Price Level Description
N	Basic (1C/4C Presort)	CM	PSRT	Presorted
A	Saturation ECR	FL	WS	Carrier Route Saturation
B	High Density ECR	FL	HD	Carrier Route High Density
D	Carrier Route	FL	CR	Carrier Route Basic
E	5-Digit Barcode	FL	5B	Auto 5-Digit
H	3-Digit Barcode	FL	3B	Auto 3-Digit
L3	ADC Barcode	FL	AB	Auto ADC/AADC

Rate Category	Rate Category Description	Processing Category	Price Level	Price Level Description
L4	Mixed ADC Barcode	FL	MB	Auto Mixed ADC/AADC
G	5-Digit Non-Barcode	FL	5D	Presort 5-Digit
K	3-Digit Non-Barcode	FL	3D	Presort 3-Digit
L5	ADC Non-Barcode	FL	AD	ADC Presort
L6	Mixed ADC Non-Barcode	FL	MD	Mixed ADC Presort
PG	5-Digit Non-Machinable	IR	5D	Presort 5-Digit
PI	5-Digit (Std Prcl Piece Rate)	IR	5D	Presort 5-Digit
PK	SCF Non-Machinable	IR	SCF	Presort SCF
PM	SCF	IR	SCF	Presort SCF
P5	NDC Non-Machinable	IR	BP	Standard Mail NDC
P6	Mixed ADC Non-Machinable	IR	BP	Standard Mail NDC
P7	NDC	IR	BP	Standard Mail NDC
P8	Mixed ADC	IR	MD	Mixed ADC Presort
A	Saturation ECR	LT	WS	Carrier Route Saturation
B	High Density ECR	LT	HD	Carrier Route High Density
A1	Nonautomation Saturation ECR	LT	WS	Carrier Route Saturation
B1	Nonautomation High Density ECR	LT	HD	Carrier Route High Density
D	Carrier Route	LT	CR	Carrier Route Basic
D1	D1 = Non Automation Basic – Carrier Route	LT	CR	Carrier Route Basic
DF	Carrier Route Letter (Pd Flt)	LT	CR	Carrier Route Basic
E	5-Digit Barcode	LT	5B	Auto 5-Digit
H	3-Digit Barcode	LT	3B	Auto 3-Digit
L1	AADC Barcode	LT	AB	Auto ADC/AADC
L2	Mixed AADC Barcode	LT	MB	Auto Mixed ADC/AADC
L7	AADC Non-Barcode	LT	AB	Machinable AADC
L8	Mixed AADC Non-Barcode	LT	MB	Machinable Mixed AADC
N5	NDC	LT	BP	Standard Mail NDC
N6	Mixed NDC	LT	MP	Mixed NDC Standard
G	5-Digit Non-Barcode	LT	5D	Presort 5-Digit
K	3-Digit Non-Barcode	LT	3D	Presort 3-Digit
L5	ADC Non-Barcode	LT	AD	ADC Presort
L6	Mixed ADC Non-Barcode	LT	MD	Mixed ADC Presort
GF	5-Digit Letter (Pd Flt)	LT	5D	Presort 5-Digit
KF	3-Digit Letter (Pd Flt)	LT	3D	Presort 3-Digit
N	Basic (1C/4C Presort)	LT	PSRT	Presorted

Rate Category	Rate Category Description	Processing Category	Price Level	Price Level Description
NF	Basic Letter (Pd Flt)	LT	PSRT	Presorted
PE	5-Digit Machinable	MP	5D	Presort 5-Digit
PQ	NDC Machinable	MP	BP	Standard Mail NDC
PR	Mixed NDC Machinable	MP	MP	Mixed NDC Standard
NG	5-Digit	NF	5D	Presort 5-Digit
NK	SCF	NF	SCF	Presort SCF
N5	NDC	NF	BP	Standard Mail NDC
N6	Mixed NDC	NF	MP	Mixed NDC Standard
S	Single Piece	FL	SP	Single-Piece

For First Class Mail, the CQT Rate Category is mapped to the piece postage lines in the Periodicals postage statement. The following table for First Class Mail – Rate Category and Corresponding Price Level show the correspondence to the displayed Price Level in the Qualification Report for each processing category FL = Flats, and PF = First Class Parcel.

Table C- 22. First-Class Mail – Rate Category and Corresponding Price Level

Rate Category	Rate Category Description	Processing Category	Price Level	Price Level Description
E	5-Digit Barcode	FL	5B	Auto 5-Digit
H	3-Digit Barcode	FL	3B	Auto 3-Digit
L3	ADC Barcode	FL	AB	Auto ADC/AADC
L4	Mixed ADC Barcode	FL	MB	Auto Mixed ADC/AADC
N	Basic (1C/4C Presort)	FL	PSRT	Presorted
S	Single Piece	FL	SP	Single-Piece
E	5-Digit Barcode	LT	5B	Auto 5-Digit
H	3-Digit Barcode	LT	3B	Auto 3-Digit
L1	AADC Barcode	LT	AB	Auto ADC/AADC
L2	Mixed AADC Barcode	LT	MB	Auto Mixed ADC/AADC
N	Basic (1C/4C Presort)	LT	PSRT	Presorted
S	Single Piece	LT	SP	Single-Piece
G	5-Digit Barcode	PF	5D	Presort 5-Digit
K	3-Digit Non-Barcode	PF	3D	Presort 3-Digit
S	Single Piece	PF	SP	Single-Piece
L5	ADC	PF	AD	ADC Presort

For Parcel Select, the CQT Rate Category is mapped to the piece postage lines in the Periodicals postage statement. The following table for Parcel Select – Rate Category and Corresponding Price Level shows the correspondence to the displayed Price Level in the Qualification Report for Processing Categories MP = Machinable Parcel, IR = Irregular Parcel, OS = Outside Parcel, and NP = Non machinable Parcel.

Reply Rides Free pieces (CPT Postal Price Incentive Type of A = Reply Rides Free) will be identified in Part A Automation Prices of the First-Class Postage Statement. All Reply Rides Free pieces are processed at the 2oz rate. If not all conditions for Reply Rides Free are met, the pieces will appear on the existing First-Class Part A lines.

Table C- 23. Parcel Post – Rate Category and Corresponding Price Level

Rate Category	Rate Category Description	Price Level	Price Level Description
Z1	Par Post (NDC Sort)	NDC	NDC Presort
Z2	Par Post (ONDC Sort)	ONDC	ONDC Presort

Package Quantity Record

Table C- 24. Package Quantity Record - PQT

Field	Acceptable Values	Notes
Job ID	Alphanumeric	Required. Must match Job ID of Header.
CQT Database ID	Numeric	Required. Must match CQT Database ID in CQT.
Package ID	Alphanumeric	Required. The package ID must be unique within a container. As of Release 27.0.2 on Aug 28, 2011, for Periodicals bundle charges, validation creates a bundle for each unique combination of <i>Container ID</i> and <i>Package ID</i> . If numeric only, fill left with zeros. <i>PostalOne!</i> does not support updates of this field, only inserts of new records are supported for the key fields.
Package Zip Code	Alphanumeric	Required. The package ID must be unique within a container. As of Release 27.0.2 on Aug 28, 2011, for Periodicals bundle charges, validation creates a bundle for each unique combination of <i>Container ID</i> and <i>Package ID</i> .
Package Carrier Route	Alphanumeric	The package ID must be unique within a container. As of Release 27.0.2 on Aug 28, 2011, for Periodicals bundle charges, validation creates a bundle for each unique combination of <i>Container ID</i> and <i>Package ID</i> . Package Carrier Route must be four characters long having one of the following values as the first character: C = Carrier Route, R = Rural Route, H = Contract Route, B = PO Box, G = General Delivery (where the last 3 characters must be a numeric type).
Package Level	A,B,C,D,F,H,I,K,L,M,O,R,S,T, U,V,X, Y,W	Required. This field impacts bundle prices for Periodicals. For more information, see the Package

Field	Acceptable Values	Notes
		Level Values table. Must contain only the characters 'A', 'B', 'C', 'D', 'F', 'H', 'I', 'K', 'L', 'M', 'T', 'U', or 'V' for Periodicals and 'A', 'B', 'C', 'D', 'F', 'H', 'I', 'K', 'L', 'M', 'O', 'R', 'S', 'T', 'U', 'V', 'X', or 'Y' for all other mail types. New for 11-1: X = FSS Sort Plan The <i>PostalOne!</i> system will accept two characters for this field for 11-1 and above files.
Package Barcode	Alphanumeric	
Number of Copies	Numeric	Required. Number of copies must equal number of pieces except for Periodicals firm bundles. The <i>PostalOne!</i> system will accept five characters for this field for 11-1 and above files.
Number of Pieces	Numeric	Required. The <i>PostalOne!</i> system will accept five characters for this field for 11-1 and above files.
Package Status	C, ' ' (blank)	
Bundle Charge Allocation	Numeric	9v999999. Used For Periodicals bundle charges when SEG Less Than a Presort Segment Presentation is Y = Yes.
Unique Characteristics	Alphanumeric	New for 11-1. This field is not used by the <i>PostalOne!</i> system at this time. The <i>PostalOne!</i> system will accept two characters for this field for 11-1 and above files.
PQT Record Status	O, D, I, U	Required.
Reserve	Alphanumeric	
Closing Character	#	Required. No characters are permitted after the closing character.

Package Quantity Record - Package Level Values

For Outside-County Periodicals mailings, Package Level (PQT) maps to the following chargeable bundle levels:

Table C- 25. Package Level Values

Mail.dat Value	Periodicals Bundle Level	Mail Class
A = Firm	Firm at Container Level	Periodicals only
B = Carrier Route	Carrier Route	All mail classes
C = 5 Digit	5-Digit	All mail classes
D = Unique 3-Digit	3-Digit/SCF	All mail classes
F = 3 Digit	3-Digit/SCF	All mail classes
H = ADC	ADC/AADC	Periodicals only
I = AADC	ADC/AADC	Periodicals only
K = Origin MxADC	Mixed ADC/AADC	Periodicals only
L = MxADC	Mixed ADC/AADC	Periodicals only
M = MxAADC	Mixed ADC/AADC	Periodicals only
O = Working	Not mapped for Periodicals	First-Class, Standard,

Mail.dat Value	Periodicals Bundle Level	Mail Class
		Package Services
R = Parcel	Not mapped for Periodicals	First-Class, Standard, Package Services
S = Multi-pc Parcel	Not mapped for Periodicals	First-Class, Standard, Package Services
T = 3-D Scheme	3-Digit/SCF	All mail classes
U = 5-D Scheme + L007	5-Digit	All mail classes
V = NDC	Mixed ADC/AADC	All mail classes
X = Alt Del – CR	Not mapped for Periodicals (9-1)	First-Class, Standard, Package Services (9-1)
X = FSS Sort Plan (11-1 and above)	5-Digit (11-1 and above)	FSS Sort Plan (11-1 and above) – All mail classes
Y = Alt Del - Bas	Not mapped for Periodicals	First-Class, Standard, Package Services

Walk Sequence Record

Applicable when Rate Category field in the CQT record is set to “A” (Saturation–ECR). If present, there must be one WSR record for each record in the PQT file.

Table C- 26. Walk Sequence Record - WSR

Field	Acceptable Values	Notes
Job ID	Alphanumeric	Required. Must match Job ID of Header.
Segment ID	Alphanumeric	Required. Must match Seg ID of Segment.
Package Zip Code	Alphanumeric	Required. <i>PostalOne!</i> does not support updates of this field, only inserts of new records are supported for the key fields.
Package CR Number	Alphanumeric	Required. <i>PostalOne!</i> does not support updates of this field, only inserts of new records are supported for the key fields.
Co-Palletization Code	Alphanumeric	Required. Populate with '01' if not needed. <i>PostalOne!</i> does not support updates of this field, only inserts of new records are supported for the key fields.
Walk Sequence Type	T,R	Required.
Walk Sequence Stops	Numeric	Required.
Walk Sequence Denominator	Numeric	Required.
Walk Sequence Database Date	Date	Required. YYYYMMDD - Example: 20061225
WSR Record Status	O,D,I,U	Required. Acceptable values dependent on file type.
Reserve	Alphanumeric	
Closing Character	#	Required. No characters are permitted after the

Field	Acceptable Values	Notes
		closing character.

Piece Barcode Record

Table C- 27. Piece Barcode Record

Field	Acceptable Values	Notes
Job ID	Alphanumeric	Required. Must match Job ID of Header.
PBC Unique ID	Numeric	Required.
CQT DB ID	Numeric	Required. Must match CQT Database ID of CQT.
Package ID	Alphanumeric	Required. The package ID must be unique within a container. For Periodicals bundle charges, validation creates a bundle for each unique combination of <i>Container ID</i> , <i>Package ID</i> , <i>Package ZIP Code</i> and <i>Package Carrier Route</i> . If numeric only, fill left with zeros.
Barcode	Alphanumeric	Required. IMb or IMpb. The value 'X' can be used if the mailpiece is not Full-Service.
Spoilage Indicator	Alphanumeric	Optional. "W" = Wasted piece produced but was spoiled; "S" = Shortage – piece NOT produced; X = Wasted piece and postage adjustment should NOT be triggered; T = Shortage pieces not produced and postage adjustment should NOT be triggered; "Blank" for all else
PBC Record Status	O, D, I, U	Required.
Closing Character	#	Required. No characters are permitted after the closing character.

Piece Detail Record

The full-service option (SEG record type Full-service Participation Indicator is either M or F) requires either the IMR or the PDR record type to send data for a Mail.dat job. A Mail.dat job cannot have a mixture of IMR and PDR files. If there are no full-service mailpieces in the Mail.dat file, the SEG Full-Service Participation Indicator value is blank and a PDR, PBC or IMR file may be submitted but is not processed for full-service. For the non full-service mailing the PDR "Wasted or Shortage Piece" Indicator values X, T, W and S are processed. For a non full-service mailing, the PDR file can be submitted for all mailpieces or only the mailpieces with PDR "Wasted or Shortage Piece" Indicator values X, T, W and S. See the *Guide to Intelligent Mail for Letters and Flats* for guidance on what record type to use.

Table C- 28. Piece Detail Record - PDR

Field	Acceptable Values	Notes
Job ID	Alphanumeric	Required. Must match Job ID of Header.
CQT Database ID	Numeric	Required. Must match CQT Database ID of CQT.
Package ID	Alphanumeric	Required. Must match Package ID of PQT.
Piece ID	Alphanumeric	Required. If numeric only, fill left with zeros. Each mailpiece has its own unique Piece ID in the Job ID. For all classes of mail, the <i>PostalOne!</i> system Mail.dat validation will allow the number of piece records in the PDR file for a Container ID to be within the range of copy count to piece count inclusive for the CSM data for that container ID. <i>PostalOne!</i> does not support updates of this field, only inserts of new records are supported for the key fields.
Piece Barcode	Numeric	Required, must be left justified. 5, 9 or 11 digits are accepted (right fill with blanks if the delivery point provided by NCOA has only 5-digits or 9 digits).
Line-Of-Travel Sequence Number	Numeric	The customer will need to either populate the PDR LOT Sequence Number field where the pdr LOT Direction Code field is populated or unpopulated the LOT Direction Code field where the PDR LOT Sequence Number is blank.
Line-Of-Travel Seq. Direction Code	Alphanumeric	The customer will need to either populate the PDR LOT Sequence Number field where the pdr LOT Direction Code field is populated or unpopulated the LOT Direction Code field where the PDR LOT Sequence Number is blank.
Walk Sequence Number	Numeric	
Wasted or Shortage Piece Indicator	S,W,X,T,' '(space/blank)	The "Wasted or Shortage Piece" Indicator values W or S deduct the postage for the piece from the postage statement. The "Wasted or Shortage Piece" Indicator values X or T or ' ' do not deduct the postage for the piece from the postage statement. For further information on this field, see the Relationship Constraints Description for the PDR file.
Delivery Signature Confirmation ID	Alphanumeric	
IM™ Barcode	Alphanumeric (numeric with possible leading zero)	May be 34 numeric characters for packages, but cannot be more than 31 numeric characters for letters, card and flats. Required 31 numeric characters for full-service mailpieces (right fill with zeros if the delivery point provided by NCOA has only 5-digits or 9-digits). Must be left justified. If not full-service option use only the Piece Barcode. If the piece has value F in the Service Level Indicator in

Field	Acceptable Values	Notes
		<p>the CQT DB ID, the Service Type Code must be valid for the full-service option. IM Barcode must be unique for 45 days after the Postage Statement Mailing Date in the CSM. If not, then an error is reported in the Detail Error Verification Reports.</p> <p>If not Full-Service, leave IM™ Barcode blank if other than the IMb and fill in the delivery point in the required Piece Barcode.</p> <p>May be populated for basic service mailpieces but it is not required nor processed for full-service.</p>
Planet Code	Alphanumeric	
MLOCR Rate and Postage Marking	Alphanumeric	
Machine ID	Alphanumeric	
Mailer ID of Barcode Applicator	Alphanumeric	Must be all numbers. A Mailer ID is always six numbers or nine numbers. May have leading zeros if significant. Left-justify and do not add leading zeros to a six digit Mailer ID to make nine digits.
Move Update Method	0,1,2,3,4,5,6,7, 8	<p>New for 11-1: 8=One Code ACS. Use 1=ACS for all other ACS.</p> <p>Not used for display on the postage statement.</p>
ACS Key Line Data	Alphanumeric	Do not include pound signs (#), dashes (-), or spaces within the data. Left justify and include trailing spaces for data less than the length of the field.
PDR Record Status	O,D,I,U	Required.
Reserve	Alphanumeric	
Closing Character	#	Required. No characters are permitted after the closing character.

Postage Adjustment Record

PAR files are not allowed for Periodicals mailing class or MLOCR presentation category mailings. For PAR files where the Mail.dat MPA file contains multiple permit holders (payers) the system deducts the adjustment amount from the first postage statement found for that same permit holder that can accommodate the adjustment. . See additional details describing the use of the PAR file above in Relationship Constraints Description for the PAR file.

Table C- 29. Postage Adjustment Record - PAR

Field	Acceptable Values	Notes
Job ID	Alphanumeric	Required. Must match Job ID of MCR.
Segment ID	Alphanumeric	Required. Must match Seg ID of MCR.
Mail Piece Unit ID	Alphanumeric	Required. Must match MPU ID of MCR. There may be one or more adjustments for

Field	Acceptable Values	Notes
		each Mail Piece Unit ID.
Component ID	Alphanumeric	Required. Must match CPT ID of MCR. There may be only one adjustment for each Component ID.
Sequence Number	Numeric	Required. Must make this record unique in the PAR. The postage statement for the PAR record must be generated in the same Job ID as the PAR record. Only one adjustment is allowed per postage statement. Multiple adjustments are allowed per Job ID. <i>PostalOne!</i> does not support updates of this field, only inserts of new records are supported for the key fields.
PSR Unique Record Identifier	Numeric	
Rate Type	Alphanumeric	
User Postage Statement ID	Alphanumeric	Identifies postage statement to adjust using user-defined statement ID.
USPS Postage Statement ID	Numeric	Identifies postage statement to adjust using USPS-defined statement ID. There will be an error if the adjustment cannot be matched to the postage statement.
Date	Date	Required. YYYYMMDD - Example: 20061225.
Adjustment Type	3,4	Required. Only spoilage or shortage accepted. This differs from the Mail.dat specification.
Adjustment Amount	Numeric	Required. 999999v111. Cannot be zero. This Adjustment Amount is deducted from a randomly chosen postage statement in a job that contains multiple postage statements.
Credit/Debit Indicator	D	Required. Only Debit accepted. This differs from the Mail.dat specification.
Total Pieces Affected	Numeric	
User Comments	Alphanumeric	
Adjustment Status	R	Only ready to pay is supported. This differs from the Mail.dat specification.
MPA - Unique Sequence/Grouping ID	Alphanumeric	Required. Must match an existing MPA ID of MCR. The Postage Payment Option for this MPA ID must be set to 'D' = Debit, 'T' = CAPS, or 'O' = Other. The Postage Payment Method for this MPA ID must be 'P' = Permit Imprint or 'G' = OMAS Imprint. The same rules apply for the MPA ID representing the permit holder on the postage statement randomly chosen for adjustment in a Mail.dat job that has multiple permit holders.
User Option Field	Alphanumeric	
PAR Record Status	O,D,I,U	Required.

Field	Acceptable Values	Notes
Reserve	Alphanumeric	
Closing Character	#	Required. No characters are permitted after the closing character.

Appendix D. Error Messages

This Appendix contains a list of error messages generated during manual or batch file processing. Error messages may appear in one or more of the following places:

- In the Validation.log file. By default, the file is on the machine in C:\Validation.log. This option is only available to manual file processing users.
- In the batch processor logs. See Server#.log (# = 1 to n) for general status information, and User#.log (#1 = 1 to n) for transfer error messages containing the error codes and messages as shown in this section. This option is only available to batch processing users.
- In the Client application. To view error messages, select the Mail.dat submission from the Validation/Upload History screen. The details screen will display with the errors for that Mail.dat submission.

To assist in troubleshooting, database error messaging for Mail.dat validation has been updated to generate an error message documenting the specific data fields provided in the Mail.dat file submission when the statement does not map to any rates for each mail class.

Issue Resolution

Some error messages will suggest a specific step to resolve the error, such as checking the client.config file, resubmitting the job, or correcting data (if a data issue is involved) and then resubmitting.

If no resolution is suggested:

1. Verify the machine has the correct software and versions of the software.
2. Verify any settings in the client.config file are correct. (Batch processing users only)
3. Verify the Internet connection is available.
4. Check the *PostalOne!* site to see if an outage has been posted.
5. Verify the machine has sufficient memory for sending files of this size.
6. Verify the all of the data being sent is in the correct format, and does not conflict with other data in the files and/or postal regulations for the claimed mail classes and rates. To successfully resolve a data issue, correct the data error(s) before resubmitting the file.

There are several issues with work-arounds to obtain the correct results. These work arounds affect the format of the Mail.dat file. In some cases the work around is to submit the postage statements manually. For manual postage statement entry, while it is possible to allow the full-service discount where eligible, it is not possible to return the expected data (ACS or Start-the-Clock) for these mailings.

Processing Order

Mail.dat submissions are processed in the following order: Mail.dat Client validation, Upload, and Server validations and processing.

Mail.dat Client

Words in brackets and italics, such as [*number*], indicate a value automatically added to the error message by the *PostalOne!* system. For example, the maximum size of a specific field might be inserted if that maximum was exceeded.

Table D- 1. Mail.dat Client Error Messages

This is a list of all the possible Mail.dat Client file validation error messages from the Mail.dat Client.

Error Number	Mail.dat Client Error Message	Error Location
0002	For Mixed Full-Service Processing, the .seg Class Defining Preparation contains an invalid value; it must contain 1, 2, 3, 4 or 6.	.seg
0003	For Mixed Full-Service Processing, the .mpu Mail Piece Unit - Rate Type contains an invalid value; it must contain B, R, N, S, C, W, or Y.	.mpu
0003	Updated error message for Mail.dat version 12-1 files: For Mixed Full-Service Processing, the .mpu Mail Piece Unit – Rate Type contains an invalid value it must contain B, R, N, S, C, W, V, or Y.	.mpu
0004	For Mixed Full-Service Processing, the .mpu Mail Piece Unit - Processing Category contains an invalid value, it must contain LT, FL, or CD.	.mpu
0005	For Mixed Full-Service Processing, the .mpu Country contains an invalid value, it must contain US.	.mpu
0006	For Mixed Full-Service Processing, the .mpa Postage Payment Method contains an invalid value, it must contain P, S, G, L, C, M or T.	.mpa
0007	For Mixed Full-Service Processing, the .cpt Component Class contains an invalid value, it must contain 1, 2, 3, 4 or 5.	.cpt
0008	For Mixed Full-Service Processing, the .cpt Component Rate Type contains an invalid value for First-Class Mail. It must contain R, N, M, I or Z.	.cpt
0008	Updated error message for Mail.dat version 12-1 files: For Mixed Full-Service Processing, the .cpt Component Rate Type contains an invalid value for First-Class Mail. It must contain R, N, M, I, V or Z.	.cpt
0009	For Mixed Full-Service Processing, the .cpt Component Rate Type contains an invalid value for Periodicals. It must contain R, N, S, C, W, Y, H, Z or M.	.cpt
0012	For MLOCR Mailings, the jobs can only contain one segment record.	.seg
0013	For MLOCR Mailings, the .seg Class Defining Preparation must be equal to 1 or 3.	.seg
0017	For MLOCR Mailings, the .mpu Mailpiece Unit- Weight must be less than or equal to 1 ounce when the .mpu Mailpiece Unit- Processing Category is LT or CD, and the .mpa Postage Payment Method is S, and the .mpu Mail Piece Unit - Class is 1.	Multiple files
0018	For MLOCR Mailings, the .mpu Mailpiece Unit- Weight must be less than or equal to 3.3ounces when the .mpu Mailpiece Unit-Processing Category is LT, and the .mpa Postage Payment Method is S, and the .mpu Mail Piece Unit - Class is 3.	Multiple files

Error Number	Mail.dat Client Error Message	Error Location
0019	For MLOCR Mailings, the .mpu Mailpiece Unit- Weight must be less than or equal to 3.3 ounces when the mpu Mailpiece Unit- Processing Category is LT or CD, and the .mpa Postage Payment Method is L, C, P, G or M, and the .mpu Mail Piece Unit - Class is 1 rate category is automation preparation.	Multiple files
0020	For MLOCR Mailings, the .mpu Mailpiece Unit- Weight must be less than or equal to 13 ounces when the .mpu Mailpiece Unit- Processing Category is FL, and the .mpa Postage Payment Method is L, C, P, G or M, and the .mpu Mail Piece Unit - Class is 1.	Multiple files
0021	For MLOCR Mailings, the .mpu Mailpiece Unit- Weight must be less than or equal to 3.3 ounces when the .mpu Mailpiece Unit- Processing Category is LT, and the .mpa Postage Payment Method is L, C, P, G or M, and the .mpu Mail Piece Unit - Class is 3.	Multiple files
0022	For MLOCR Mailings, there cannot be more than 13 different weight increments when the .mpa Postage Payment Method is P, and the .seg Class Defining Preparation is 1, and the .mpu Mailpiece Unit - Processing Category is FL.	Multiple files
0027	For MLOCR Mailings, the .seg Barcode Verifier Indicator field must contain either Y or N.	Multiple files
0028	For MLOCR Mailings, when the .seg Presentation category is P or A, the .csm Container Status field cannot be equal to P.	Multiple files
0031	For MLOCR Mailings, barcode data is not permitted in the .csm file when the .csm Container Type specifies a Logical Container, Type M or Type L.	Multiple files
0032	For MLOCR Mailings, it can only contain L, C, P, M, G, or S when the Postage Payment Method contains an invalid value for First Class mail (Letters and Cards).	.mpa
0033	For MLOCR Mailings, the .mpa Postage Payment Method must contain L, C, P, M, or G when the .mpu Mailpiece Unit- Processing Category is FL.	.mpa
0034	For MLOCR Mailings, the .mpu Mailpiece Unit - Class must match the class in the associated .seg and .cpt file(s).	Multiple files
0035	For MLOCR Mailings, there must be at least one container quantity record present in the .cqt file and the .pqt file for each container summary record present in the .csm file where Container Type is L for logical.	Multiple files
0036	For MLOCR Mailings, the .mcr Additional Postage MPA ID must be present when the .mpa Postage Payment Method field contains G, S, C, L, or M.	Multiple files
0039	For MLOCR Mailings, there must be at least one mail piece unit that is a letter, flat, or card for each segment record.	Multiple files
0045	For File Cancellation or Deletion Processing, this job could not be cancelled/deleted because component equivalents in jobs [list job numbers] refer to this job.	.cpt Multiple fields
0047	For .cpt File Processing, the following fields must all be populated for an equivalent component to be defined that is referencing a different job: .cpt Equivalent User License Code, .cpt Equivalent Component Mail.dat Job ID, and .cpt Equivalent Component ID.	.cpt Multiple fields
0048	For .cpt File Processing, when an equivalent component is defined within the same job the equivalent component ID must match to another component ID in the .cpt file.	.cpt Multiple fields
0051	Mismatch Field Value Between Files: The following field must match between the .cpt and .hdr file: Job ID.	Multiple files
0052	Required Field Missing: Job ID is a required field in the .cpt file.	.cpt
0053	Required Field Missing: Component ID is a required field in the .cpt file.	.cpt

Error Number	Mail.dat Client Error Message	Error Location
0054	Required Field Missing: Component – Periodical Ad Percentage and Periodical Ad Percentage Status are required in the .cpt file when the .cpt Periodical Ad % Treatment is S.	.cpt
0056	Required Field Missing: Component Class is a required field in the .cpt file when .cpt Component Rate Type and .cpt Component Process Category are populated.	.cpt
0057	Required Field Missing: Component Rate Type is a required field in the .cpt file when .cpt Component Class and .cpt Component Process Category are populated.	.cpt
0058	Required Field Missing: Component Process Category is a required field in the .cpt file when .cpt Component Rate Type and .cpt Component Class are populated.	.cpt
0059	Required Field Missing: Periodical Issue Number is a required field in the .cpt file when .cpt Periodical Volume Number is populated.	.cpt
0060	Required Field Missing: CPT Record Status is a required field in the .cpt file.	.cpt
0062	Required Field Missing: Closing Character is a required field in the .cpt file.	.cpt
0063	Alphanumeric Data Type Error: Job ID must be an alphanumeric value in the .cpt file.	.cpt
0064	Alphanumeric Data Type Error: Component Description must be an alphanumeric value in the .cpt file.	.cpt
0065	Alphanumeric Data Type Error: Mail Owner Identifier must be an alphanumeric value in the .cpt file.	.cpt
0066	Alphanumeric Data Type Error: Mailer ID of Mail Owner must be an alphanumeric value in the .cpt file.	.cpt
0067	Alphanumeric Data Type Error: CRID of Mail Owner must be an alphanumeric value in the .cpt file.	.cpt
0068	Alphanumeric Data Type Error: Mail Owner's Mailing Reference ID must be an alphanumeric value in the .cpt file.	.cpt
0069	Alphanumeric Data Type Error: Periodical Volume Number must be an alphanumeric value in the .cpt file.	.cpt
0070	Alphanumeric Data Type Error: Periodical Issue Number must be an alphanumeric value in the .cpt file.	.cpt
0071	Numeric Data Type Error: Periodical Frequency must be an numeric value in the .cpt file.	.cpt
0072	Alphanumeric Data Type Error: Weight Version ID must be an alphanumeric value in the .cpt file.	.cpt
0073	Alphanumeric Data Type Error: Weight Equivalent User License Code must be an alphanumeric value in the .cpt file.	.cpt
0074	Alphanumeric Data Type Error: Weight Equivalent Mail.dat Job ID must be an alphanumeric value in the .cpt file.	.cpt
0075	Alphanumeric Data Type Error: Weight Equivalent Component ID must be an alphanumeric value in the .cpt file.	.cpt
0079	Alphanumeric Data Type Error: Component Title must be an alphanumeric value in the .cpt file.	.cpt
0080	Alphanumeric Data Type Error: User Option must be an alphanumeric value in the .cpt file.	.cpt
0081	Alphanumeric Data Type Error: Reserve must be an alphanumeric value in the .cpt file.	.cpt

Error Number	Mail.dat Client Error Message	Error Location
0082	Numeric Data Type Error: Component - Weight must be a numeric value in the .cpt file.	.cpt
0083	Numeric Data Type Error: Component - Length must be a numeric value in the .cpt file.	.cpt
0084	Numeric Data Type Error: Component - Width must be a numeric value in the .cpt file.	.cpt
0085	Numeric Data Type Error: Component - Thickness must be a numeric value in the .cpt file.	.cpt
0086	Numeric Data Type Error: Component - Periodical Ad Percentage must be a numeric value in the .cpt file.	.cpt
0087	Numeric Data Type Error: Ad % Basis must be a numeric value in the .cpt file.	.cpt
0089	Date Data Type Error: Periodical Issue Date must be a valid date formatted as YYYYMMDD in the .cpt file.	.cpt
0090	For .cpt File Processing, the .cpt Component - Weight: Source field contains an invalid value; it must contain A, C, P, or L.	.cpt
0091	For .cpt File Processing, the .cpt Component - Weight: Status field contains an invalid value; it must contain N, P, F, or M.	.cpt
0093	For .cpt File Processing, the .cpt Component - Class field contains an invalid value; it must contain 1, 2, 3, 4, 5, or 9.	.cpt
0095	For .cpt File Processing, the .cpt Component - Processing Category field contains an invalid value; for domestic mailings it must contain LT, FL, CD, CM, NP, MP, IR, NA, NB, or PF..	.cpt
0096	For .cpt File Processing, the .cpt Sibling Container Mailing field contains an invalid value; it must contain Y (when populated).	.cpt
0097	For .cpt File Processing, the .cpt Periodical Ad % Treatment field contains an invalid value; it must contain B, S, or N when the Ad % field is populated.	.cpt
0099	The Equivalent Component Type field contains an invalid value; it must contain W, B, or blank.	.cpt
0101	For .cpt File Processing, the .cpt Closing Character field contains an invalid value; it must contain #.	.cpt
0110	For .cpt File Processing, there can be no characters after the .cpt Closing Character.	.cpt
0112	Mismatch Field Value Between Files: The following field must match between the .hdr and .mpa file: Job ID.	Multiple files
0113	Required Field Missing: Job ID is a required field in the .mpa file.	.mpa
0114	Required Field Missing: Unique Sequence/Grouping ID is a required field in the .mpa file.	.mpa
0115	Required Field Missing: Permit ZIP+4 is a required field in the .mpa file.	.mpa
0116	Required Field Missing: Postage Payment Option is a required field in the .mpa file.	.mpa
0119	Required Field Missing: MPA Record Status is a required field in the .mpa file.	.mpa
0120	Required Field Missing: Closing Character is a required field in the .mpa file.	.mpa
0121	Alphanumeric Data Type Error: Job ID must be an alphanumeric value in the .mpa file.	.mpa
0123	Alphanumeric Data Type Error: MPA Description must be an alphanumeric value in the .mpa file (when populated).	.mpa

Error Number	Mail.dat Client Error Message	Error Location
0124	Alphanumeric Data Type Error: USPS Publication Number must be an alphanumeric value in the .mpa file (when populated).	.mpa
0125	Alphanumeric Data Type Error: Permit Number must be an alphanumeric value in the .mpa file (when populated).	.mpa
0128	Alphanumeric Data Type Error: Reserve must be an alphanumeric value in the .mpa file (when populated).	.mpa
0131	Alphanumeric Data Type Error: Mailing Facility DUNS Number must be an alphanumeric value in the .mpa file (when populated).	.mpa
0132	Alphanumeric Data Type Error: Permit Holder DUNS Number must be an alphanumeric value in the .mpa file (when populated).	.mpa
0133	Alphanumeric Data Type Error: Federal Agency Cost Code must be an alphanumeric value in the .mpa file (when populated).	.mpa
0134	Alphanumeric Data Type Error: Non-Profit Authorization Number must be an alphanumeric value in the .mpa file (when populated).	.mpa
0135	Alphanumeric Data Type Error: Title must be an alphanumeric value in the .mpa file (when populated).	.mpa
0136	Alphanumeric Data Type Error: Mailer ID of Mail Owner must be an alphanumeric value in the .mpa file (when populated).	.mpa
0137	Numeric Data Type Error: CRID of Mail Owner must be a numeric value in the .mpa file (when populated).	.mpa
0138	Alphanumeric Data Type Error: Mailer ID of Preparer must be an alphanumeric value in the .mpa file (when populated).	.mpa
0139	Numeric Data Type Error: CRID of Preparer must be a numeric value in the .mpa file (when populated).	.mpa
0140	Alphanumeric Data Type Error: User Option Field must be an alphanumeric value in the .mpa file (when populated).	.mpa
0141	Numeric Data Type Error: Mail Owner's Lcl Permit Ref Num / Int'l Bill Num field must be a numeric value in the .mpa file (when populated).	.mpa
0142	Alphabetic Data Type Error: Permit State field must be an alphabetic value in the .mpa file (when populated).	.mpa
0143	Alphabetic Data Type Error: Permit City field must be an alphabetic value in the .mpa file (when populated).	.mpa
0144	For .mpa File Processing, the .mpa Mail Owner's Lcl Permit Ref Num / Int'l Bill Num - Type field contains an invalid value; it must contain S, M, P, G, V, or H (when populated).	.mpa
0145	For .mpa File Processing, the .mpa Postage Payment Option field contains an invalid value; it must contain C, V, T, D, O, or B (when populated).	.mpa
0146	For .mpa File Processing, the .mpa Postage Payment Method field contains an invalid value; it must contain S, M, P, I, T, G, L, or C.	.mpa
0147	For .mpa File Processing, the .mpa, the Mailing Facility DUNS Number field contains an invalid value; it must contain a 9 or 15 digit DUNS number (when populated).	.mpa
0150	For .mpa File Processing, the .mpa CSA Applies For Periodicals field contains an invalid value; it must contain Y or N if populated.	.mpa
0151	For .mpa File Processing, the .mpa MPA Record Status field contains an invalid value; it must contain O, D, or U.	.mpa

Error Number	Mail.dat Client Error Message	Error Location
0152	For .mpa File Processing, the .mpa Permit ZIP+4 field contains an invalid value; it must contain a Permit Number of USPS Publication Number at a Post Office location (when populated).	.mpa
0154	There is an invalid .mpa Permit Number and .mpa Postage Payment Method combination; the permit must reference an active permit for the associated payment method at the .mpa Permit ZIP+4 code in the .mpa file.	.mpa
0155	For .mpa File Processing, the .mpa Closing Character field contains an invalid value; it must be a #.	.mpa
0156	Required Field Missing: Mail Owner's Lcl Permit Ref Num/ Int'l Bill Num - Type is a required field when Mail Owner's Lcl Permit Ref Num/ Int'l Bill Num is populated.	.mpa Multiple fields
0158	For .mpa File Processing, only one field between the .mpa USPS Publication Number and .mpa Permit Number may be populated in one record.	.mpa Multiple fields
0160	For .mpa File Processing, the Permit ZIP+4 must map back to a single finance number for all permits on which the postage is charged.	Multiple files
0164	For .mpa File Processing, there must be no characters after the .mpa Closing Character.	.mpa
0224	Required Field Missing: Job ID is a required field in the .pdr file.	.pdr
0225	Required Field Missing: CQT Database ID is a required field in the .pdr file.	.pdr
0226	Required Field Missing: Package ID is a required field in the .pdr file.	.pdr
0228	Required Field Missing: PDR Record Status is a required field in the .pdr file.	.pdr
0229	Required Field Missing: Closing Character is a required field in the .pdr file.	.pdr
0230	Alphanumeric Data Type Error: Job ID must be an alphanumeric value in the .pdr file.	.pdr
0231	Alphanumeric Data Type Error: Package ID must be an alphanumeric value in the .pdr file.	.pdr
0232	Alphanumeric Data Type Error: Piece Barcode must be an alphanumeric value in the .pdr file.	.pdr
0234	Alphanumeric Data Type Error: Delivery Signature Confirmation ID must be an alphanumeric value in the .pdr file (when populated).	.pdr
0235	Alphanumeric Data Type Error: Planet Code must be an alphanumeric value in the .pdr file (when populated).	.pdr
0236	Alphanumeric Data Type Error: MLOCR Rate and Postage Marking must be an alphanumeric value in the .pdr file (when populated).	.pdr
0237	Alphanumeric Data Type Error: Machine ID must be an alphanumeric value in the .pdr file (when populated).	.pdr
0238	Alphanumeric Data Type Error: Mailer ID of Barcode Applicator must be an alphanumeric value in the .pdr file (when populated).	.pdr
0239	Alphanumeric Data Type Error: Reserve must be an alphanumeric value in the .pdr file (when populated).	.pdr
0240	Alphanumeric Data Type Error: ACS Key Line Data must be an alphanumeric value in the .pdr file (when populated).	.pdr
0241	Alphanumeric Data Type Error: IM™ Barcode must be an alphanumeric value in the .pdr file (when populated).	.pdr
0242	Numeric Data Type Error: CQT Database ID must be a numeric value in the .pdr file.	.pdr

Error Number	Mail.dat Client Error Message	Error Location
0244	Numeric Data Type Error: Mailer ID of Mail Owner must be a numeric value in the .pdr file (when populated).	.pdr
0246	Numeric Data Type Error: Line-Of-Travel Sequence Number must be a numeric value in the .pdr file (when populated).	.pdr
0247	Numeric Data Type Error: Walk Sequence Number must be a numeric value in the .pdr file (when populated).	.pdr
0251	For .pdr File Processing, the .pdr Piece Barcode contains an invalid value; it must contain a 5, 9, or 11 digit value (when populated).	.pdr
0252	For .pdr File Processing, the .pdr Delivery Signature Confirmation ID contains an invalid value; it must contain a unique value associated with Delivery Confirmation and piece (when populated).	.pdr
0254	For .pdr File Processing, the .pdr Wasted or Shortage Piece Indicator contains an invalid value; it must contain W, S, X, or T (when populated).	.pdr
0255	The Wasted Piece Indicator contains an invalid value; it must contain Y or Blank.	.pdr
0256	For .pdr File Processing, the .pdr PDR Record Status contains an invalid value; it must contain O, D, I, or U.	.pdr
0259	For .pdr File Processing, the .pdr Closing Character contains an invalid value; it must contain #.	.pdr
0263	For .pdr File Processing, there can be no characters after the .pdr Closing Character.	.pdr
0374	Required Field Missing: Job ID is a required field in the .imr file.	.imr
0375	Required Field Missing: Container ID is a required field in the .imr file.	.imr
0376	Required Field Missing: IMR Unique ID is a required field in the .imr file.	.imr
0377	Required Field Missing: Class is a required field in the .imr file.	.imr
0378	Required Field Missing: Piece Count is a required field in the .imr file.	.imr
0379	Required Field Missing: Service Level Indicator is a required field in the .imr file.	.imr
0380	Required Field Missing: IMR Record Status is a required field in the .imr file.	.imr
0381	Alphanumeric Data Type Error: Job ID must be an alphanumeric value in the .imr file.	.imr
0382	Alphanumeric Data Type Error: IMR Unique ID must be an alphanumeric value in the .imr file.	.imr
0383	Alphanumeric Data Type Error: IM Barcode Lower Serialization must be an alphanumeric value in the .imr file (when populated).	.imr
0384	Alphanumeric Data Type Error: IM Barcode Upper Serialization must be an alphanumeric value in the .imr file (when populated).	.imr
0385	Alphanumeric Data Type Error: Mailer ID of Mail Owner must be an alphanumeric value in the .imr file (when populated).	.imr
0386	Numeric Data Type Error: CRID of Mail Owner must be a numeric value in the .imr file (when populated).	.imr
0387	Alphanumeric Data Type Error: Mailer ID of Preparer must be an alphanumeric value in the .imr file (when populated).	.imr
0388	Numeric Data Type Error: CRID of Preparer must be a numeric value in the .imr file (when populated).	.imr
0389	Alphanumeric Data Type Error: Reserve must be an alphanumeric value in the .imr file (when populated).	.imr
0390	Numeric Data Type Error: Container ID must be a numeric value in the .imr file.	.imr
0391	Numeric Data Type Error: Piece Count must be a numeric value in the .imr file.	.imr

Error Number	Mail.dat Client Error Message	Error Location
0392	For .imr File Processing, the .imr Class field contains an invalid value; it must contain 1, 2, 3, or 4.	.imr
0393	For .imr File Processing, the .imr Service Level Indicator field contains an invalid value; it must contain F, B, P, or O.	.imr
0394	For .imr File Processing, the .imr IMR Record Status field contains an invalid value; it must contain O, D, or U.	.imr
0395	For .imr File Processing, the .imr Closing Character field contains an invalid value; it must contain #.	.imr
0396	For .imr File Processing, the .imr IM Barcode Lower Serialization field must be less than or equal to the IM Barcode Upper Serialization field.	.imr
0401	For .imr File Processing, there can be no characters after the .imr Closing Character.	.imr
0402	Required Field Missing: Job ID is a required field in the .hdr file.	.hdr
0404	Required Field Missing: Header History Sequence Number is a required field in the .hdr file.	.hdr
0405	Required Field Missing: Header History Status is a required field in the .hdr file.	.hdr
0406	Required Field Missing: Historical Job ID is a required field in the .hdr file.	.hdr
0408	Required Field Missing: Job Name/Title and Issue is a required field in the .hdr file.	.hdr
0409	Required Field Missing: File Source is a required field in the .hdr file.	.hdr
0411	Required Field Missing: Contact Name is a required field in the .hdr file.	.hdr
0412	Required Field Missing: Contact Telephone Number is a required field in the .hdr file.	.hdr
0413	Required Field Missing: Date Prepared is a required field in the .hdr file.	.hdr
0414	Required Field Missing: Time Prepared is a required field in the .hdr file.	.hdr
0415	Required Field Missing: Segmenting Criteria is a required field in the .hdr file.	.hdr
0416	Required Field Missing: Segment Record Count is a required field in the .hdr file.	.hdr
0417	Required Field Missing: Segment File Status is a required field in the .hdr file.	.hdr
0418	Required Field Missing: Mail Piece Unit Record Count is a required field in the .hdr file.	.hdr
0419	Required Field Missing: Mail Piece Unit File Status is a required field in the .hdr file.	.hdr
0420	Required Field Missing: MPU / C Relationship Record Count is a required field in the .hdr file.	.hdr
0421	Required Field Missing: MPU / C Relationship File Status is a required field in the .hdr file.	.hdr
0422	Required Field Missing: Mailer Postage Account Record Count is a required field in the .hdr file.	.hdr
0423	Required Field Missing: Mailer Postage Account File Status is a required field in the .hdr file.	.hdr
0424	Required Field Missing: Component Record Count is a required field in the .hdr file.	.hdr
0425	Required Field Missing: Component File Status is a required field in the .hdr file.	.hdr
0428	Required Field Missing: Container Quantity Record Count is a required field in the .hdr file.	.hdr

Error Number	Mail.dat Client Error Message	Error Location
0429	Required Field Missing: Container Quantity File Status is a required field in the .hdr file.	.hdr
0430	Required Field Missing: Package Quantity Record Count is a required field in the .hdr file.	.hdr
0431	Required Field Missing: Package Quantity File Status is a required field in the .hdr file.	.hdr
0432	Required Field Missing: Walk Sequence Record Count is a required field in the .hdr file.	.hdr
0433	Required Field Missing: Walk Sequence File Status is a required field in the .hdr file.	.hdr
0436	Required Field Missing: Piece Detail Record Count is a required field in the .hdr file.	.hdr
0437	Required Field Missing: Piece Detail File Status is a required field in the .hdr file.	.hdr
0438	Required Field Missing: Special Fee/Charge Record Count is a required field in the .hdr file.	.hdr
0439	Required Field Missing: Special Fee/Charge File Status is a required field in the .hdr file.	.hdr
0440	Required Field Missing: Manifest Individual Record Count is a required field in the .hdr file.	.hdr
0441	Required Field Missing: Manifest Individual File Status is a required field in the .hdr file.	.hdr
0442	Required Field Missing: Manifest Summary Record Count is a required field in the .hdr file.	.hdr
0443	Required Field Missing: Manifest Summary File Status is a required field in the .hdr file.	.hdr
0444	Required Field Missing: Postage Adjustment Record Count is a required field in the .hdr file.	.hdr
0445	Required Field Missing: Postage Adjustment File Status is a required field in the .hdr file.	.hdr
0446	Required Field Missing: Postage Statement Record Count is a required field in the .hdr file.	.hdr
0447	Required Field Missing: Postage Statement File Status is a required field in the .hdr file.	.hdr
0448	Required Field Missing: Intelligent Mail Range Record Count is a required field in the .hdr file.	.hdr
0449	Required Field Missing: Intelligent Mail Range File Status is a required field in the .hdr file.	.hdr
0450	Required Field Missing: Original Container Identification Record Count is a required field in the .hdr file.	.hdr
0451	Required Field Missing: Mail.dat Presentation category is a required field in the .hdr file.	.hdr
0452	Required Field Missing: Original Software Vendor Name is a required field in the .hdr file.	.hdr
0453	Required Field Missing: Original Software Products Name is a required field in the .hdr file.	.hdr
0454	Required Field Missing: Original Software Version is a required field in the .hdr file.	.hdr

Error Number	Mail.dat Client Error Message	Error Location
0455	Required Field Missing: Original Software Vendor's Email is a required field in the .hdr file.	.hdr
0456	Required Field Missing: Mail.dat Software Vendor Name is a required field in the .hdr file.	.hdr
0457	Required Field Missing: Mail.dat Software Product's Name is a required field in the .hdr file.	.hdr
0459	Required Field Missing: Licensed User's Email is a required field in the .hdr file.	.hdr
0460	Required Field Missing: Closing Character is a required field in the .hdr file.	.hdr
0461	Alphanumeric Data Type Error: Job ID must be an alphanumeric value in the .hdr file.	.hdr
0462	Alphanumeric Data Type Error: Historical Job ID must be an alphanumeric value in the .hdr file.	.hdr
0463	Alphanumeric Data Type Error: Licensed User's Job Number must be an alphanumeric value in the .hdr file.	.hdr
0464	Alphanumeric Data Type Error: Job Name/Title and Issue must be an alphanumeric value in the .hdr file.	.hdr
0465	Alphanumeric Data Type Error: File Source must be an alphanumeric value in the .hdr file.	.hdr
0468	Alphanumeric Data Type Error: Segmenting Criteria must be an alphanumeric value in the .hdr file.	.hdr
0469	Alphanumeric Data Type Error: Original Software Vendor Name must be an alphanumeric value in the .hdr file.	.hdr
0470	Alphanumeric Data Type Error: Original Software Product Name must be an alphanumeric value in the .hdr file.	.hdr
0472	Alphanumeric Data Type Error: Original Software Vendor's Email must be an alphanumeric value in the .hdr file; following the format xxxxx@xxxx.xxx.	.hdr
0473	Alphanumeric Data Type Error: Mail.dat Software Vendor Name must be an alphanumeric value in the .hdr file.	.hdr
0474	Alphanumeric Data Type Error: Mail.dat Software Product's Name must be an alphanumeric value in the .hdr file.	.hdr
0475	Alphanumeric Data Type Error: Mail.dat Software Version must be an alphanumeric value in the .hdr file.	.hdr
0476	Alphanumeric Data Type Error: Mail.dat Software Vendor's Email must be an alphanumeric value in the .hdr file.	.hdr
0477	Alphanumeric Data Type Error: Licensed User's Email must be expressed in valid email format (i.e. userid@hostname.domain) in the .hdr file.	.hdr
0478	Alphanumeric Data Type Error: Event Manager Audit Code must be an alphanumeric value in the .hdr file.	.hdr
0479	Alphanumeric Data Type Error: User Option must be an alphanumeric value in the .hdr file.	.hdr
0480	Alphanumeric Data Type Error: Reserve must be an alphanumeric value in the .hdr file.	.hdr
0482	Numeric Data Type Error: Header History Sequence Number must be a numeric value in the .hdr file.	.hdr
0483	Numeric Data Type Error: Historical Job ID must be zero-padded if numeric.	.hdr
0484	Numeric Data Type Error: Segment Record Count must be a numeric value in the .hdr file.	.hdr

Error Number	Mail.dat Client Error Message	Error Location
0485	Numeric Data Type Error: Mail Piece Unit Record Count must be a numeric value in the .hdr file.	.hdr
0486	Numeric Data Type Error: MPU / C Relationship Count must be a numeric value in the .hdr file.	.hdr
0487	Numeric Data Type Error: Mailer Postage Account Record Count must be a numeric value in the .hdr file.	.hdr
0488	Numeric Data Type Error: Component Record Count must be a numeric value in the .hdr file.	.hdr
0489	Numeric Data Type Error: Container Summary Record Count must be a numeric value in the .hdr file.	.hdr
0490	Numeric Data Type Error: Container Quantity Record Count must be a numeric value in the .hdr file.	.hdr
0491	Numeric Data Type Error: Package Quantity Record Count must be a numeric value in the .hdr file.	.hdr
0492	Numeric Data Type Error: Walk Sequence Record Count must be a numeric value in the .hdr file.	.hdr
0494	Numeric Data Type Error: Piece Detail Record Count must be a numeric value in the .hdr file.	.hdr
0495	Numeric Data Type Error: Special Fee/Charge Record Count must be a numeric value in the .hdr file.	.hdr
0496	Numeric Data Type Error: Manifest Individual Record Count must be a numeric value in the .hdr file.	.hdr
0497	Numeric Data Type Error: Manifest Summary Record Count must be a numeric value in the .hdr file.	.hdr
0498	Numeric Data Type Error: Postage Adjustment Record Count must be a numeric value in the .hdr file.	.hdr
0499	Numeric Data Type Error: Postage Statement Record Count must be a numeric value in the .hdr file.	.hdr
0500	Numeric Data Type Error: Intelligent Mail Range Record Count must be a numeric value in the .hdr file.	.hdr
0501	Numeric Data Type Error: Original Container Identification Record Count must be a numeric value in the .hdr file.	.hdr
0502	Numeric Data Type Error: Software Vendor's ZAP must be a numeric value in the .hdr file.	.hdr
0503	Date Data Type Error: Date Prepared must be a valid date value formatted as YYYYMMDD in the .hdr file.	.hdr
0505	Time Data Type Error: Time Prepared must be a time value in the .hdr file.	.hdr
0509	For .hdr File Processing, the .hdr, Header History Status contains an invalid value; one record must contain C.	.hdr
0510	For .hdr File Processing, the .hdr User License Code contains an invalid value, it must begin with an alphabetic character.	.hdr
0511	For .hdr File Processing, the .hdr User License Code cannot contain any spaces or special characters and it cannot be case sensitive.	.hdr
0516	For .hdr File Processing, the .hdr Segment File Status contains an invalid value; it must contain O, N, D, C, or U.	.hdr
0517	For .hdr File Processing, the .hdr Mail Piece Unit File Status contains an invalid value; it must contain O, N, D, C, or U.	.hdr

Error Number	Mail.dat Client Error Message	Error Location
0518	For .hdr File Processing, the .hdr MPU / C Relationship File Status contains an invalid value; it must contain O, N, D, C, or U.	.hdr
0519	For .hdr File Processing, the .hdr Mailer Postage Account File contains an invalid value; it must contain O, N, D, C, or U.	.hdr
0520	For .hdr File Processing, the .hdr Component File Status contains an invalid value; it must contain O, N, D, C, or U.	.hdr
0521	For .hdr File Processing, the .hdr Container Summary File Status contains an invalid value; it must contain O, N, D, C, or U.	.hdr
0522	For .hdr File Processing, the .hdr Container Quantity File Status contains an invalid value; it must contain O, N, D, C, or U.	.hdr
0523	For .hdr File Processing, the .hdr Package Quantity File Status contains an invalid value; it must contain O, N, D, C, or U.	.hdr
0524	For .hdr File Processing, the .hdr Walk Sequence File Status contains an invalid value; it must contain O, N, D, C, or U.	.hdr
0526	For .hdr File Processing, the .hdr Piece Detail File Status contains an invalid value; it must contain O, N, D, C, or U.	.hdr
0527	For .hdr File Processing, the .hdr Special Fee/Charge File Status contains an invalid value; it must contain O, N, D, C, or U.	.hdr
0528	For .hdr File Processing, the .hdr Manifest Individual File Status contains an invalid value; it must contain O, N, D, C, or U.	.hdr
0529	For .hdr File Processing, the .hdr Manifest Summary File Status contains an invalid value; it must contain O, N, D, C, or U.	.hdr
0530	For .hdr File Processing, the .hdr Postage Adjustment File Status contains an invalid value; it must contain O, N, D, C, or U.	.hdr
0531	For .hdr File Processing, the .hdr Postage Statement File Status contains an invalid value; it must contain O, N, D, C, or U.	.hdr
0532	For .hdr File Processing, the .hdr Intelligent Mail Range File Status contains an invalid value; it must contain O, N, D, C, or U.	.hdr
0533	For .hdr File Processing, the .hdr Original Container Identification File Status contains an invalid value; it must contain O, N, D, C, or U.	.hdr
0534	For .hdr File Processing, the .hdr Mail.dat Presentation category contains an invalid value; it must contain P, I, S or M.	.hdr
0535	For .hdr File Processing, the .hdr Closing Character contains an invalid value; it must contain #.	.hdr
0536	For .hdr File Processing, the .hdr Segment Record Count must match the Record Count of the Segment Record.	.hdr
0537	For .hdr File Processing, the .hdr Mail Piece Unit Record Count must match the Record Count of the Mail Piece Unit Record.	.hdr
0538	For .hdr File Processing, the .hdr Component Record Count must match the Record Count of the Component Record.	.hdr
0539	For .hdr File Processing, the .hdr Container Quantity Record Count must match the Record Count of the Container Quantity Record.	.hdr
0540	For .hdr File Processing, the .hdr Package Quantity Record Count must match the Record Count of the Package Quantity Record.	.hdr
0541	For .hdr File Processing, the .hdr Walk Sequence Record Count must match the Record Count of the Walk Sequence Record.	.hdr
0542	For .hdr File Processing, the .hdr Piece Detail Record Count must match the Record Count of the Piece Detail Record.	.hdr

Error Number	Mail.dat Client Error Message	Error Location
0546	For .hdr File Processing, the .hdr Postage Adjustment Record Count must match the Record Count of the Postage Adjustment Record.	.hdr
0547	For .hdr File Processing, the .hdr Postage Statement Record Count must match the Record Count of the Postage Statement Record.	.hdr
0548	For .hdr File Processing, the .hdr Intelligent Mail Range Record Count must match the Record Count of the Intelligent Mail Range Record.	.hdr
0549	For .hdr File Processing, the .hdr Original Container Identification Record Count must match the Record Count of the Original Container Identification Record.	.hdr
0550	Reserve	.hdr
0552	For .hdr File Processing, there can be no characters after the .hdr Closing Character.	.hdr
0553	For Full-Service Processing, the .cqt Service Level Indicator field contains an invalid value; it must contain F when the .seg Full-Service Participation Indicator is F.	.cqt
0555	For Full-Service Processing, at least one record in the .cqt file must contain a Service Level Indicator of F when the .seg Full-service Participation Indicator is M.	.cqt
0556	For Full-Service Processing, the .seg Class Defining Preparation field contains an invalid value; it must contain 1, 2, 3, 4 or 6 for Full-Service.	.seg
0557	For Full-Service Processing, the Mail.dat Job is missing a required file for Full-Service Processing; it must contain either an .imr or .pdr file.	Multiple files
0557	For Full-Service Processing, the Mail.dat Job is missing a required file; it must contain either an .imr, .pdr, or .pbc file.	Multiple files (11-2 only)
0558	For Full-Service Processing, the .imr IM Barcode Lower range and .imr IM Barcode Upper range contain invalid values; the first 6 characters in each field must match.	.imr Multiple fields
0559	For Full-Service Processing, the .imr IM Barcode Lower range field is an incorrect length; it must be no more than 15 characters in length.	.imr
0560	For Full-Service Processing, the .imr IM Barcode Upper range field is an incorrect length; it must be no more than 15 characters in length.	.imr
0561	For Full-Service Processing, the .pdr IM Barcode field must be populated with 31 characters when the associated .cqt record Service Level Indicator is set to F.	.pdr
0562	For Full-Service Processing, the .seg Principal Processing Category field contains an invalid value; it must contain LT, FL, or CD for Class Defining Preparation of 1.	.seg
0563	For Full-Service Processing, the .seg Principal Processing Category field contains an invalid value; it must contain LT or FL for Class Defining Preparation of 2.	.seg
0564	For Full-Service Processing, the .seg Principal Processing Category field contains an invalid value; it must contain LT or FL for Class Defining Preparation of 3.	.seg
0565	For Full-Service Processing, the .seg Principal Processing Category field contains an invalid value; it must contain FL for Class Defining Preparation of 4 and Rate Type of B.	.seg
0567	For Full-Service Processing, the .csm Number of Pieces is required when the .seg Logical/Physical Container Indicator is P.	.csm
0569	For Full-Service Processing, the .csm Container Type field contains an invalid value; the .csm Container Type field must contain 1, 2, 3, 4, 5, S, V, F, O, T, or E for a Physical Handling Unit or B, U, V, W, Z, H, A, G, D, R, C, or P for a Physical Container when the .seg Logical/Physical Container Indicator is P.	Multiple Files

Error Number	Mail.dat Client Error Message	Error Location
0572	The Container Type field contains an invalid value. At least one .csm Container Type field must contain M, L, or V when the Logical/Physical Container Indicator is L.	.csm
0575	For Full-Service Processing, the .csm Scheduled Ship Date is required when the .csm USPS Pick Up is Y and .csm Container Status is R or T.	.csm
0576	For Full-Service Processing, the .csm Scheduled Ship Time is required when the .csm USPS Pick Up is Y and .csm Container Status is R or T.	.csm
0577	For Full-Service Processing, the .csm Scheduled Induction Date is required when the .csm Reservation Number and .csm FAST Content ID fields are populated.	.csm
0578	For Full-Service Processing, the .csm Scheduled Induction Time is required when the .csm Reservation Number and .csm FAST Content ID fields are populated.	.csm
0579	For Full-Service Processing, the .csm Scheduled Induction Date is required when the .seg CSA Agreement ID is populated, .csm USPS Pick Up is N, .csm Entry Point for Entry Discount - Facility Type is O or T and .csm Container Status is R or T.	.csm
0580	For Full-Service Processing, the .csm Scheduled Induction Time is required when the .seg CSA Agreement ID is populated, .csm USPS Pick Up is N, .csm Entry Point for Entry Discount - Facility Type is O or T and .csm Container Status is R or T.	.csm
0581	For Full-Service Processing, the .csm Sibling Container Indicator field contains an invalid value; it must contain Y when the Container Type is M.	.csm
0582	For Full-Service Processing, the .csm Label: IM™ Container Or IM™ Tray Barcode field contains an invalid value; it must contain a 21 character IMcb.	.csm
0583	For Full-Service Processing, the .csm Label: IM™ Container Or IM™ Tray Barcode field contains an invalid value; it must contain a 24 character IMtb.	.csm
0584	For Full-Service Processing, the .pdr LOT Sequence Number is required when the .pdr LOT Direction Code is populated.	.pdr
0585	For Full-Service Processing, the .pdr LOT Direction Code is required when the .pdr LOT Sequence Number is populated.	.pdr
0586	For Full-Service Processing, the .csm USPS Pick Up field is required when the .seg Full-service Participation is either F or M and container status is R or T.	.csm
0587	For Full-Service Processing, at least one of the following fields must be populated when the .pdr file is submitted for Full-Service: .mpa Mail Owners Lcl Permit Ref Num/Int'l Bill Num, .mpa CRID of Mail Owner, .mpa Mailer ID of Mail Owner, .cqt Mailer ID of Mail Owner, .cpt CRID of Mail Owner, or .mpa USPS Publication Number.	Multiple files
0588	For Full-Service Processing, at least one of the following fields must be populated when the .pdr file is submitted for Full-Service: .mpa CRID of Mail Preparer or .mpa Mailer ID of Mail Preparer.	Multiple files
0589	For Full-Service Processing, at least one of the following fields must be populated when the .imr file is submitted for Full-Service: .imr CRID of Mail Owner or .imr Mailer ID of Mail Owner.	Multiple fields
0590	For Full-Service Processing, at least one of the following fields must be populated when the .imr file is submitted for Full-Service: CRID of Mail Preparer or Mailer ID of Mail Preparer.	.imr Multiple fields
0592	For File Updates Processing, hdr and .seg files are required files and must be submitted with every Mail.dat Update.	Multiple files
0595	For File Updates Processing, .seg Mail Facility ID must match the original .seg Mail Facility ID for a Delete Job.	.seg

Error Number	Mail.dat Client Error Message	Error Location
0597	The .mpa USPS Publication Number is a required field if the periodical .cqt container charge method is 2 and .mpu Mail Piece Unit Class is 5.	.mpa
0604	For File Updates Processing, the .csm Container Status field contains an invalid value based on the previous Container Status of C; it must contain D, P, R or X.	.csm
0605	For File Updates Processing, no .csm Container Status update values allowed if previous .csm Container Status is D.	.csm
0606	For File Updates Processing, the .csm Container Status field contains an invalid value based on the previous .csm Container Status of O; it must contain D, P, R, X, C.	.csm
0607	For File Updates Processing, the .csm Container Status field contains an invalid value based on the previous .csm Container Status of P; it must contain D, P, R, C.	.csm
0608	For File Updates Processing, the .csm Container Status field contains an invalid value based on the previous .csm Container Status of R; it must contain D, X, T, C.	.csm
0609	For File Updates Processing, the .csm Container Status field contains an invalid value based on the previous .csm Container Status of T; it must contain D, X, T, C.	.csm
0610	For File Updates Processing, the .csm Container Status field contains an invalid value based on the previous .csm Container Status of X; it must contain T.	.csm
0647	Required Field Missing: Job ID is a required field in the .csm file.	.csm
0648	Required Field Missing: Segment ID is a required field in the .csm file.	.csm
0649	Required Field Missing: Container Type is a required field in the .csm file.	.csm
0650	Required Field Missing: Container ID is a required field in the .csm file.	.csm
0651	Required Field Missing: Display Container ID is a required field in the .csm file.	.csm
0652	Required Field Missing: Container Destination ZIP is a required field in the .csm file.	.csm
0653	Required Field Missing: Container Level is a required field in the .csm file.	.csm
0656	Required Field Missing: Entry Point for Entry Discount – Postal Code is a required field in the .csm file.	.csm
0657	Required Field Missing: Entry Point for Entry Discount – Facility Type is a required field in the .csm file.	.csm
0658	Required Field Missing: Number of Copies is a required field in the .csm file.	.csm
0659	Required Field Missing: Machinable Mail Piece is a required field in the .csm file.	.csm
0660	Required Field Missing: Tray Preparation Type is a required field in the .csm file.	.csm
0661	Required Field Missing: Protected Container Status is a required field in the .csm file.	.csm
0662	Required Field Missing: Number of Pieces is a required field in the .csm file.	.csm
0664	Required Field Missing: CSM Record Status is a required field in the .csm file.	.csm
0665	Required Field Missing: Closing Character is a required field in the .csm file.	.csm
0666	Alphanumeric Data Type Error: Job ID must be an alphanumeric value in the .csm file.	.csm
0667	Alphanumeric Data Type Error: Segment ID must be an alphanumeric value in the .csm file.	.csm
0668	Alphanumeric Data Type Error: Display Container ID must be an alphanumeric value in the .csm file.	.csm

Error Number	Mail.dat Client Error Message	Error Location
0669	Alphanumeric Data Type Error: Container Grouping Description must be an alphanumeric value in the .csm file (when populated).	.csm
0672	Alphanumeric Data Type Error: Entry Point for Entry Discount – Postal Code must be an alphanumeric value in the .csm file.	.csm
0673	Alphanumeric Data Type Error: Entry Point – Actual/Delivery Locale Key must be an alphanumeric value, must contain 'ORIGIN' when the Entry Point for Entry Discount Facility is set to O or H, and must precede with "LOC" plus 6 alphanumeric characters when the Entry Point for Entry Discount Facility is set to B, R, S, D, A, C, K, J, E, L, T, or Q in the .csm file.	.csm
0674	Alphanumeric Data Type Error: Truck or Dispatch Number must be an alphanumeric value in the .csm file (when populated).	.csm
0675	Alphanumeric Data Type Error: Stop Designator Field must be an alphanumeric value in the .csm file (when populated).	.csm
0676	Alphanumeric Data Type Error: Reservation Number must be an alphanumeric value in the .csm file (when populated).	.csm
0678	Alphanumeric Data Type Error: Actual Pick Up Time must be an alphanumeric value formatted as HH:MM in the .csm file (when populated).	.csm
0679	Alphanumeric Data Type Error: Actual Induction Time must be an alphanumeric value formatted as HH:MM in the .csm file (when populated).	.csm
0680	Alphanumeric Data Type Error: Postage Statement Mailing Time must be an alphanumeric value formatted as HH:MM in the .csm file (when populated).	.csm
0681	Alphanumeric Data Type Error: Unique Container ID must be an alphanumeric value in the .csm file (when populated).	.csm
0682	Alphanumeric Data Type Error: Production Machine ID must be an alphanumeric value in the .csm file (when populated).	.csm
0683	Alphanumeric Data Type Error: Trans-Ship Bill of Lading Number must be an alphanumeric value in the .csm file (when populated).	.csm
0684	Alphanumeric Data Type Error: Postage Grouping ID must be an alphanumeric value in the .csm file (when populated).	.csm
0685	Alphanumeric Data Type Error: EMD – 8125 ANS Barcode must be an alphanumeric value in the .csm file (when populated).	.csm
0688	Alphanumeric Data Type Error: FAST Content ID must be an alphanumeric value in the .csm file (when populated).	.csm
0689	Alphanumeric Data Type Error: Scheduled Ship Time must be an alphanumeric value in the .csm file (when populated).	.csm
0690	Alphanumeric Data Type Error: DMM Section Defining Container Preparation must be an alphanumeric value in the .csm file (when populated).	.csm
0691	Alphanumeric Data Type Error: Alternate Method Defining Preparation must be an alphanumeric value in the .csm file (when populated).	.csm
0692	Alphanumeric Data Type Error: Label: IM Container or IM Tray Barcode must be an alphanumeric value in the .csm file (when populated).	.csm
0693	Alphanumeric Data Type Error: Label: 10-Character Container Barcode must be an alphanumeric value in the .csm file (when populated).	.csm
0700	Alphanumeric Data Type Error: Label: Entry (Origin) Point Line must be an alphanumeric value in the .csm file (when populated).	.csm
0701	Alphanumeric Data Type Error: Label: Container Label CIN Code must be an alphanumeric value in the .csm file (when populated).	.csm

Error Number	Mail.dat Client Error Message	Error Location
0702	Alphanumeric Data Type Error: User Option must be an alphanumeric value in the .csm file (when populated).	.csm
0704	Numeric Data Type Error: Container ID must be a numeric value in the .csm file.	.csm
0707	Numeric Data Type Error: Additional In-Home Range must be a numeric value in the .csm file (when populated).	.csm
0708	Numeric Data Type Error: Actual Induction Date must be a valid numeric value formatted as YYYYMMDD in the .csm file (when populated).	.csm
0709	Numeric Data Type Error: Postage Statement Mailing Date must be a valid numeric value formatted as YYYYMMDD in the .csm file (when populated).	.csm
0710	Numeric Data Type Error: Number of Copies must be a numeric value in the .csm file.	.csm
0711	Numeric Data Type Error: Number of Pieces must be a numeric value in the .csm file.	.csm
0712	Numeric Data Type Error: Total Weight must be a numeric value in the .csm file.	.csm
0713	Numeric Data Type Error: Container Ready to Pay must be a numeric value in the .csm file (when populated).	.csm
0714	Numeric Data Type Error: Container Gross Weight must be a numeric value in the .csm file (when populated).	.csm
0715	Numeric Data Type Error: Container Height must be a numeric value in the .csm file (when populated).	.csm
0717	Numeric Data Type Error: FAST Scheduler ID must be a numeric value in the .csm file (when populated).	.csm
0718	Numeric Data Type Error: Scheduled Ship Date must be a valid numeric value formatted as YYYYMMDD in the .csm file (when populated).	.csm
0723	Date Data Type Error: Actual Container Ship Date must be a valid numeric value formatted as YYYYMMDD in the .csm file	.csm
0724	Date Data Type Error: Actual Pick Up Date must be a valid numeric value formatted as YYYYMMDD in the .csm file.	.csm
0726	Date Data Type Error: Scheduled Pick Up Date must be a valid numeric value formatted as YYYYMMDD in the .csm file.	.csm
0727	Date Data Type Error: Container Acceptance Date must be a valid numeric value formatted as YYYYMMDD in the .csm file.	.csm
0728	Date Data Type Error: Scheduled In-Home Date must be a valid numeric value formatted as YYYYMMDD in the .csm file.	.csm
0729	Date Data Type Error: Scheduled Induction Date must be a valid numeric value formatted as YYYYMMDD in the .csm file	.csm
0730	Date Data Type Error: Internal Date must be a valid numeric value formatted as YYYYMMDD in the .csm file.	.csm
0732	Time Data Type Error: Actual Container Ship Time must be a time value formatted in the HH:MM format in the .csm file.	.csm
0733	Time Data Type Error: Scheduled Pick Up Time must be a time value formatted in the HH:MM format in the .csm file.	.csm
0734	For .csm File Processing, the .csm Container Type field contains an invalid value; it must contain P, S, O, T, E, F, B, W, Z, U, L, M, H, A, G, D, R, C V, 1, 2, 3, 4, or 5.	.csm
0739	For .csm File Processing, the .csm Included in Other Documentation field contains an invalid value; it must contain O, I, or L.	.csm

Error Number	Mail.dat Client Error Message	Error Location
0740	For .csm File Processing, the .csm Machinable Mail Piece field contains an invalid value; it must contain Y, N, U, or A.	.csm
0741	For .csm File Processing, the .csm Tray Preparation field contains an invalid value; it must contain P, L, N or S.	.csm
0742	The Protected Container Status field contains an invalid value; it must contain P or N.	.csm
0743	The Container Presort Content field contains an invalid value; it must contain A, B, C, D, E, F, or G.	.csm
0744	The Geographic Scheme Level field contains an invalid value; it must contain A, B, or C.	.csm
0746	For .csm File Processing, the .csm Container Gross Weight Source field contains an invalid value; it must contain A or E (when populated).	.csm
0747	For .csm File Processing, the .csm Container Height Source field contains an invalid value; it must contain A or E (when populated).	.csm
0748	For .csm File Processing, the .csm USPS Pick Up field contains an invalid value; it must contain Y or N.	.csm
0749	For .csm File Processing, the .csm Special Condition On Limit field contains an invalid value; it must contain OV, UF, SM, SN, or OM (when populated).	.csm
0751	For .csm File Processing, the .csm Label: Container Label Type field contains an invalid value; it must contain 1, 2, 3, or 4 (when populated).	.csm
0752	For .csm File Processing, the .csm Container Contains Overflow Indicator field contains an invalid value; it must contain Y or N (when populated).	.csm
0753	For .csm File Processing, the .csm .csm Record Status field contains an invalid value; it must contain O, D, I, or U.	.csm
0754	For .csm File Processing, the CSM Closing Character field contains an invalid value; it must contain #.	.csm
0755	For .csm File Processing, the .csm Container Level contains an invalid value for Outside-County Periodicals; it must contain A, B, C, D, E, F, G, H, I, J, K, M, N, P, Q, R, S, T, U, V, X, Y, Z, AA, AB, AC, AJ, AD, AE, AF, AG, AH, AI, or AJ .	.csm
0757	The .csm Job ID, Segment ID, Container ID, Sibling Container Indicator, Sibling Container Reference ID, Container Type, and CSM Record Status fields must be populated when the .seg Sibling Container Indicator field is set to Y.	.csm
0758	For .csm File Processing, the following .csm fields must be populated when the .csm Sibling Container field is set to Y: .Job ID, Segment ID, Container ID, Sibling Container Indicator, Sibling Container Reference ID, and for Full-Service option Label: IM Container or IM Tray Barcode.	.csm Multiple fields
0764	For .csm File Processing, there can be no characters after the .csm Closing Character.	.csm
0775	Required Field Missing: Job ID is a required field in the .mcr file.	.mcr
0776	Required Field Missing: Segment ID is a required field in the .mcr file	.mcr
0777	Required Field Missing: Mail Piece Unit ID is a required field in the .mcr file.	.mcr
0778	Required Field Missing: Component ID is a required field in the .mcr file	.mcr
0779	Required Field Missing: Primary MPA ID is a required field in the .mcr file.	.mcr
0780	Required Field Missing: MCR Record Status is a required field in the .mcr file.	.mcr
0781	Required Field Missing: Closing Character is a required field in the .mcr file.	.mcr
0782	Alphanumeric Data Type Error: Job ID must be an alphanumeric value in the .mcr file (when populated).	.mcr

Error Number	Mail.dat Client Error Message	Error Location
0783	Alphanumeric Data Type Error: Segment ID must be an alphanumeric value in the .mcr file.	.mcr
0784	Alphanumeric Data Type Error: Mail Piece Unit ID must be an alphanumeric value in the .mcr file (when populated).	.mcr
0785	Alphanumeric Data Type Error: Component ID must be an alphanumeric value in the .mcr file.	.mcr
0786	Alphanumeric Data Type Error: Primary MPA ID must be an alphanumeric value in the .mcr file (when populated).	.mcr
0787	Alphanumeric Data Type Error: Additional Postage MPA ID must be an alphanumeric value in the .mcr file (when populated).	.mcr
0788	Alphanumeric Data Type Error: Host Statement Component ID must be an alphanumeric value in the .mcr file (when populated).	.mcr
0789	Alphanumeric Data Type Error: Postage Adjustment MPA ID must be an alphanumeric value in the .mcr file (when populated).	.mcr
0790	Alphanumeric Data Type Error: Reserve must be an alphanumeric value in the .mcr file (when populated).	.mcr
0791	For .mcr File Processing, the .mcr Host Indicator of Ad Computation contains an invalid value; it must contain Y or N.	.mcr
0792	For .mcr File Processing, the .mcr MCR Record Status contains an invalid value; it must contain O, D, or U.	.mcr
0793	For .mcr File Processing, the .mcr Closing Character contains an invalid value; it must contain a #.	.mcr
0807	Required Field Missing: Job ID is a required field in the .mpu file.	.mpu
0808	Required Field Missing: Segment ID is a required field in the .mpu file.	.mpu
0809	Required Field Missing: Mail Piece Unit ID is a required field in the .mpu file.	.mpu
0810	Required Field Missing: Mail Piece Unit Name is a required field in the .mpu file.	.mpu
0811	Required Field Missing: Mail Piece Unit – Weight is a required field in the .mpu file.	.mpu
0812	Required Field Missing: MPU – Weight: Source is a required field in the .mpu file.	.mpu
0813	Required Field Missing: MPU – Weight: Status is a required field in the .mpu file.	.mpu
0814	Required Field Missing: Country is a required field in the .mpu file.	.mpu
0817	Required Field Missing: MPU Surcharge is a required field in the .mpu file.	.mpu
0818	Required Field Missing: Co-Palletization Code is a required field in the .mpu file.	.mpu
0819	Required Field Missing: MPU Record Status is a required field in the .mpu file.	.mpu
0820	Required Field Missing: Closing Character is a required field in the .mpu file.	.mpu
0821	Alphanumeric Data Type Error: Job ID must be an alphanumeric value in the .mpu file.	.mpu
0822	Alphanumeric Data Type Error: Segment ID must be an alphanumeric value in the .mpu file.	.mpu
0823	Alphanumeric Data Type Error: Mail Piece Unit ID must be an alphanumeric value in the .mpu file.	.mpu
0824	Alphanumeric Data Type Error: Mail Piece Unit Name must be an alphanumeric value in the .mpu file.	.mpu
0825	Alphanumeric Data Type Error: Mail Piece Unit Description must be an alphanumeric value in the .mpu file.	.mpu

Error Number	Mail.dat Client Error Message	Error Location
0826	Alphanumeric Data Type Error: Co-Palletization Code must be an alphanumeric value in the .mpu file.	.mpu
0828	Alphanumeric Data Type Error: Prose XML Edition Code must be an alphanumeric value in the .mpu file.	.mpu
0829	Alphanumeric Data Type Error: Reserve must be an alphanumeric value in the .mpu file.	.mpu
0830	Numeric Data Type Error: Mail Piece Unit – Weight must be a numeric value in the .mpu file.	.mpu
0831	Numeric Data Type Error: Mail Piece Unit – Length must be a numeric value in the .mpu file.	.mpu
0832	Numeric Data Type Error: Mail Piece Unit – Width must be a numeric value in the .mpu file.	.mpu
0833	Numeric Data Type Error: Mail Piece Unit – Thickness must be a numeric value in the .mpu file.	.mpu
0834	Numeric Data Type Error: Mail Piece Unit – Periodical Ad % must be a numeric value in the .mpu file.	.mpu
0835	Numeric Data Type Error: Confirm Subscriber ID must be a numeric value in the .mpu file.	.mpu
0836	Numeric Data Type Error: Pre-Denominated Amount must be a numeric value in the .mpu file	.mpu
0839	For .mpu File Processing, the .mpu MPU - Weight Source field contains an invalid value; it must contain A, C, P, or L.	.mpu
0840	For .mpu File Processing, the .mpu MPU - Weight Status field contains an invalid value; it must contain N, P, F, or M.	.mpu
0841	For .mpu File Processing, the .mpu MPU Periodical Ad % Status field contains an invalid value; it must contain N, P, or F.	.mpu
0842	For .mpu File Processing, the .mpu Mail Piece Unit - Class contains an invalid value; it must contain 1, 2, 3, 4, or 5.	.mpu
0843	For MPU File Processing, the MPU Mail Piece Unit - Rate Type contains an invalid value; it must contain R, N, S, C, B, L, F, W, or Y.	.mpu
0843	Updated error message for Mail.dat version 12-1 files: For MPU File Processing, the MPU Mail Piece Unit – Rate Type contains an invalid value; it must contain R, N, S, C, B, L, F, W, V, or Y.	.mpu
0844	For .mpu File Processing, the .mpu Rate Schedule contains an invalid value; it must contain P (when populated).	.mpu
0846	For .mpu File Processing, the .mpu MPU Surcharge contains an invalid value; it must contain N, O, P, Q, R, S, D, 1, or 2.	.mpu
0847	For .mpu File Processing, the .mpu Sibling Container Mailing contains an invalid value; it must contain Y or Blank.	.mpu
0848	For .mpu File Processing, the .mpu Postage Affixed Type contains an invalid value; it must contain S or M.	.mpu
0849	For .mpu File Processing, the .mpu Bulk Insurance contains an invalid value; it must contain Y, N, or O.	.mpu
0850	For .mpu File Processing, the .mpu MPU Record Status contains an invalid value; it must contain O, D, I, U.	.mpu
0851	For .mpu File Processing, the .mpu Closing Character contains an invalid value; it must contain #.	.mpu

Error Number	Mail.dat Client Error Message	Error Location
0853	For .mpu File Processing, the .mpu MPU Periodical Ad% Status is P or F so .mpu MPU Periodical Ad % must be <= 100.	.mpu
0855	For .mpu File Processing, the .mpu Flat Machinability contains an invalid value; it must contain Y, U, or N when .mpu Mail Piece Unit - Class is 2 or 5 and .mpu Processing Category is FL.	.mpu Multiple fields
0856	For .mpu File Processing, the .mpu Mail Piece Unit - Processing Category contains an invalid value; it must contain LT, CD, FL, PF, MP, IR, or NP when .mpu Mail Piece Unit - Class is 1.	.mpu Multiple fields
0857	For MPU File Processing, the MPU Mail Piece Unit - Rate Type contains an invalid value; it must contain R, E, G, J, K, O, or T when MPU Mail Piece Unit - Class is 1.	.mpu Multiple fields
0857	Updated error message for Mail.dat version 12-1 files: For MPU File Processing, the MPU Mail Piece Unit – Rate Type contains an invalid value; it must container R or V when MPU Mail Piece Unit – Class is1.	.mpu Multiple fields
0858	For .mpu File Processing, the .mpu Mail Piece Unit - Processing Category contains an invalid value; it must contain LT, FL, IR, MP, or NP when .mpu Mail Piece Unit - Class is 2.	.mpu Multiple fields
0859	For .mpu File Processing, the .mpu Mail Piece Unit - Rate Type contains an invalid value; it must contain R, N, S, C, W, or Y when .mpu Mail Piece Unit - Class is 2.	.mpu Multiple fields
0860	For MPU File Processing, the MPU Mail Piece Unit - Processing Category contains an invalid value; it must contain LT, FL, MP, IR, NP, or CM when MPU Mail Piece Unit - Class is 3.	.mpu Multiple fields
0861	For .mpu File Processing, the .mpu Mail Piece Unit - Rate Type contains an invalid value; it must contain R or N when .mpu Mail Piece Unit - Class is 3.	.mpu Multiple fields
0862	For .mpu File Processing, the .mpu Mail Piece Unit - Processing Category contains an invalid value; it must contain FL, MP, IR, or NP when .mpu Mail Piece Unit - Class is 4.	.mpu Multiple fields
0863	For MPU File Processing, the MPU Mail Piece Unit - Rate Type contains an invalid value; it must contain B, L, or F when MPU Mail Piece Unit - Class is 4.	.mpu
0864	For .mpu File Processing, the .mpu Mail Piece Unit - Processing Category contains an invalid value; it must contain LT, FL, IR, MP, or NP when .mpu Mail Piece Unit - Class is 5.	.mpu Multiple fields
0865	For .mpu File Processing, the .mpu Mail Piece Unit - Rate Type contains an invalid value; it must contain R, N, S, C, W, or Y when .mpu Mail Piece Unit - Class is 5	.mpu Multiple fields
0870	For .mpu File Processing, the there can be no characters in the .mpu file after the Closing Character.	.mpu
0871	For .mpu File Processing, missing .mpu record for the .seg file when the .hdr presentation category is "Conventional Presort" or "MLOCR".	Multiple files
0873	For .mpu File Processing, missing .mpu record matching .cqt Mail Piece Unit ID.	Multiple files
0879	Alphanumeric Data Type Error: Original Job ID must be an alphanumeric value in the .oci file.	.oci
0880	Alphanumeric Data Type Error: Original Segment ID must be an alphanumeric value in the .oci file.	.oci
0881	Alphanumeric Data Type Error: Original Display Container ID must be an alphanumeric value in the .oci file.	.oci

Error Number	Mail.dat Client Error Message	Error Location
0882	Alphanumeric Data Type Error: Original Label: IM Container or IM Tray Barcode must be an alphanumeric value in the .oci file.	.oci
0883	Alphanumeric Data Type Error: Original Mail.XML Mailing Group ID must be an alphanumeric value in the .oci file.	.oci
0884	Alphanumeric Data Type Error: Original Mail.XML Customer Group ID must be an alphanumeric value in the .oci file.	.oci
0885	Alphanumeric Data Type Error: Reserve must be an alphanumeric value in the .oci file.	.oci
0886	Alphanumeric Data Type Error: Job ID must be an alphanumeric value in the .oci file.	.oci
0887	Numeric Data Type Error: Container ID must be a numeric value in the .oci file.	.oci
0888	Numeric Data Type Error: Original Container ID must be a numeric value in the .oci file.	.oci
0889	Numeric Data Type Error: Original Mail.XML Container ID must be a numeric value in the .oci file.	.oci
0890	For .oci File Processing, the .oci OCI Record Status contains an invalid value; it must contain O, D, I, or U.	.oci
0891	For .oci File Processing, the .oci Closing Character contains an invalid value; it must contain #.	.oci
0895	Duplicate Record Found: Each .oci record must have a unique combination of Original Job ID, Original User License Code, and Original Container ID.	.oci
0898	The Periodical Ad % Treatment field contains an invalid value; it must contain B, N, S or blank.	.cpt
0900	The Periodical: Not County/In County field contains an invalid value; it must contain I or N.	.cqt
0901	The Periodicals Sub / Non-Sub / Requestor Indicator field contains an invalid value; it must contain S, N, R, or O.	.cqt
0902	The Periodicals Co-Palletization Discount Indicator field contains an invalid value; it must contain either Y or N	.cqt
0911	The .pqt Package Level must be A when the .cqt Rate Category is FB.	.pqt, .cqt
0918	Required Field Missing: Job ID is a required field in the .pqt file.	.pqt
0919	Required Field Missing: CQT Database ID is a required field in the .pqt file	.pqt
0920	Required Field Missing: Package ID is a required field in the .pqt file.	.pqt
0921	Required Field Missing: Package Zip Code is a required field in the .pqt file.	.pqt
0922	Required Field Missing: Number of Copies is a required field in the .pqt file	.pqt
0923	Required Field Missing: Number of Pieces is a required field in the .pqt file.	.pqt
0924	Required Field Missing: PQT Record Status is a required field in the .pqt file.	.pqt
0925	Required Field Missing: Package Level is a required field in the .pqt file.	.pqt
0926	Required Field Missing: Closing Character is a required field in the .pqt file.	.pqt
0927	Alphanumeric Data Type Error: Job ID must be an alphanumeric value in the .pqt file.	.pqt
0928	Alphanumeric Data Type Error: Package ID must be an alphanumeric value in the .pqt file.	.pqt
0929	Alphanumeric Data Type Error: Package ZIP Code must be an alphanumeric value in the .pqt file.	.pqt

Error Number	Mail.dat Client Error Message	Error Location
0930	Alphanumeric Data Type Error: Package Barcode must be an alphanumeric value in the .pqt file (when populated).	.pqt
0931	Alphanumeric Data Type Error: Reserve must be an alphanumeric value in the .pqt file (when populated).	.pqt
0932	Alphanumeric Data Type Error: Package Carrier Route must be an alphanumeric value in the .pqt file (when populated).	.pqt
0933	Numeric Data Type Error: CQT Database ID must be a numeric value in the .pqt file.	.pqt
0934	Numeric Data Type Error: Number of Copies must be a numeric value in the .pqt file.	.pqt
0935	Numeric Data Type Error: Number of Pieces must be a numeric value in the .pqt file.	.pqt
0936	Numeric Data Type Error: Bundle Charge Allocation must be a numeric value in the .pqt file (when populated).	.pqt
0937	The Package Status contains an invalid value; it must contain C or blank.	.pqt
0938	The PQT Record Status contains an invalid value; it must contain O, D, I or U.	.pqt
0939	The Package Carrier Route contains an invalid value; it must start with C, R, H, B, or G followed by 3 numbers with no illegal meta characters (if populated).	.pqt
0940	The Closing Character contains an invalid value; it must contain #.	.pqt
0944	Duplicate Record Found: Each .pqt record must have a unique combination of Job ID, CQT Database ID, and Package ID.	.pqt Multiple fields
0945	There must be no characters after the .pqt Closing Character.	.pqt
0952	Required Field Missing: Job ID is a required field in the .seg file.	.seg
0953	Required Field Missing: Segment ID is a required field in the .seg file.	.seg
0954	Required Field Missing: Segment Description is a required field in the .seg file.	.seg
0955	Required Field Missing: Logical/Physical Container Indicator is a required field in the .seg file	.seg
0956	Required Field Missing: Log/Phy Package Indicator is a required field in the .seg file.	.seg
0957	Required Field Missing: LOT Database Date is a required field in the .seg file.	.seg
0958	Required Field Missing: Verification Facility Name is a required field in the .seg file.	.seg
0959	Required Field Missing: Verification Facility ZIP+4 is a required field in the .seg file.	.seg
0960	Required Field Missing: Automation Coding Date is a required field in the .seg file.	.seg
0961	Required Field Missing: Carrier Route Coding Date is a required field in the .seg file.	.seg
0962	Required Field Missing: Carrier Route Sequencing Date is a required field in the .seg file.	.seg
0963	Required Field Missing: Mailing Facility ID is a required field in the .seg file.	.seg
0964	Required Field Missing: SEG Record Status is a required field in the .seg file.	.seg
0965	Required Field Missing: Closing Character is a required field in the .seg file.	.seg
0966	Alphanumeric Data Type Error: Segment ID must be an alphanumeric value in the .seg file.	.seg

Error Number	Mail.dat Client Error Message	Error Location
0967	Alphanumeric Data Type Error: Segment Description must be an alphanumeric value in the .seg file.	.seg
0968	Alphanumeric Data Type Error: Production Set-up Code must be an alphanumeric value in the .seg file.	.seg
0969	Alphanumeric Data Type Error: Verification Facility Name must be an alphanumeric value in the .seg file.	.seg
0970	Alphanumeric Data Type Error: Static Planet Code must be an alphanumeric value in the .seg file.	.seg
0971	Alphanumeric Data Type Error: EMD Mailing – Generic Package Barcode must be an alphanumeric value in the .seg file.	.seg
0972	Alphanumeric Data Type Error: Mailing Facility ID must be an alphanumeric value in the .seg file.	.seg
0973	Alphanumeric Data Type Error: MPA ID for Container and Bundle Charge Method must be an alphanumeric value in the .seg file.	.seg
0974	Alphanumeric Data Type Error: CSA Agreement ID must be an alphanumeric value in the .seg file.	.seg
0975	Alphanumeric Data Type Error: User Option must be an alphanumeric value in the .seg file.	.seg
0976	Alphanumeric Data Type Error: Reserve must be an alphanumeric value in the .seg file.	.seg
0977	Numeric Data Type Error: Verification Facility ZIP+4 to be a numeric value in the .seg file.	.seg
0978	Date Data Type Error: LOT Database Date must be a valid numeric value formatted as YYYYMMDD in the .seg file.	.seg
0979	Date Data Type Error: Automation Coding Date must be a valid numeric value formatted as YYYYMMDD in the .seg file since automation mail exists.	.seg
0980	Date Data Type Error: Carrier Route Coding Date must be a valid numeric value formatted as YYYYMMDD in the .seg file since carrier route mail exists.	.seg
0981	Date Data Type Error: Carrier Route Sequencing Date must be a valid numeric value formatted as YYYYMMDD in the .seg file since carrier route walk sequence mail exists.	.seg
0982	Date Data Type Error: Move Update Date must be a valid numeric value formatted as YYYYMMDD in the .seg file.	.seg
0983	Date Data Type Error: Requested Presort Verification Completion Date must be a valid numeric value formatted as YYYYMMDD in the .seg file.	.seg
0984	Date Data Type Error: Requested Piece Weight Verification Completion Date must be a valid numeric value formatted as YYYYMMDD in the .seg file.	.seg
0985	Date Data Type Error: Zone Matrix Date must be a valid numeric value formatted as YYYYMMDD in the .seg file.	.seg
0986	For .seg File Processing, the .seg Principal Processing Category field contains an invalid value; it must contain LT, FL, CD, CM, NP, MP, IR, or PF.	.seg
0987	The Substituted Container Prep field contains an invalid value; it must contain S or T (when populated).	.seg
0988	The Periodicals Newspaper Treatment field contains an invalid value; it must contain Y or N (when populated).	.seg
0989	The Logical/Physical Container Indicator field contains an invalid value; it must contain L or P.	.seg

Error Number	Mail.dat Client Error Message	Error Location
0990	The Log/Phy Package Indicator field contains an invalid value; it must contain L or P.	.seg
0991	The Sibling Container Mailing field contains an invalid value; it must contain Y or blank.	.seg
0992	The Confirm Indicator field contains an invalid value; it must contain S, P, N, or R or blank.	.seg
0993	The L.O.T. Direction Indicator field contains an invalid value; it must contain F or R (when populated).	.seg
0994	The Barcode Verifier Indicator field contains an invalid value; it must contain Y or N for MLOCR mailings.	.seg
0995	The EMD Barcode Indicator field contains an invalid value; it must contain M, S, or P (when populated).	.seg
0996	The .pdr Population Status field contains an invalid value; it must contain P or F (when populated).	.seg
0997	The Detached Address Label Indicator field contains an invalid value; it must contain Y (when populated).	.seg
0998	The Mailing Agreement Type field contains an invalid value; it must contain A, B, C, D, E, or F (when populated).	.seg
0999	The Container Bundle and Charge Method field contains an invalid value; it must contain 0, 1, 2, or 3.	.seg
1001	The Seamless Acceptance Indicator field contains an invalid value; it must contain 1, 2 or blank.	.seg
1003	The Full-Service Participation Indicator field contains an invalid value; it must contain F, M or blank.	.seg
1004	The Standard Mail Sacking Criteria - Basic ECR field contains an invalid value; it must contain CO, CF, or CB (when populated).	.seg
1005	The Standard Mail Sacking Criteria - Basic field contains an invalid value; it must contain CO, CF, or CB (when populated).	.seg
1006	The Standard Mail Sacking Criteria - 3-Digit or 5-Digit field contains an invalid value; it must contain CO, CF, or CB (when populated).	.seg
1007	The Package Service Sacking Criteria - CR field contains an invalid value; it must contain PC, TP, or PT (when populated).	.seg
1008	The Package Service Sacking Criteria - 3-Digit or 5-Digit field contains an invalid value; it must contain PC, TP, or PT (when populated).	.seg
1009	The Package Service Sacking Criteria - Basic field contains an invalid value; it must contain PC, TP, or PT (when populated).	.seg
1010	For .pdr File Processing, the .pdr Move Update Method field contains an invalid value; it must contain 0, 1, 2, 3, 4, 5, 6, 7, or 8 (when populated).	.pdr
1011	The Presentation category field contains an invalid value; it must contain P or A for Two-Pass Finalization (when populated).	.seg
1012	Mail.dat Version 09-1 For .seg File Processing, the .seg Move Update Method field contains an invalid value; it must contain 0, 1, 2, 3, 4, 5, 6, 7, or 8 (when populated).	.seg
1012	The Move Update Method field contains an invalid value; it must contain 0, 1, 2, 3, 4, 5, 6, 7, or 8 (when populated).	.seg
1013	The SEG Record Status field contains an invalid value; it must contain O, D, I or U.	.seg

Error Number	Mail.dat Client Error Message	Error Location
1014	Required Field Missing: Static Planet Code is a required field in the .seg file when the .seg Confirm Indicator is S.	.seg Multiple fields
1015	Required Field Missing: The .seg Move Update Date is required when the .seg Move Update Method is 1, 2, 3 or 5.	.seg Multiple fields
1016	Required Field Missing: Class Defining Preparation is a required field in the .seg file when .seg Principal Processing Category is populated.	.seg Multiple fields
1017	Required Field Missing: Principal Processing Category is a required field in the .seg file when .seg Class Defining Preparation is populated.	.seg Multiple fields
1019	Required Field Missing: MPA ID for Container and Bundle Charge Method is a required field in the .seg file when .seg Container and Bundle Charge Method is 1 or 2.	.seg Multiple fields
1020	The Closing Character field contains an invalid value; it must contain #.	.seg
1021	The Class Defining Preparation is 1 so .seg Principal Processing Category must be LT, FL, CD, PF, MP, IR, or NP.	.seg Multiple fields
1022	The Class Defining Preparation is 2 so .seg Principal Processing Category must be LT, FL, IR, MP or NP.	.seg Multiple fields
1023	The Class Defining Preparation is 3 so .seg Principal Processing Category must be LT, FL, MP, IR, NP, or CM.	.seg Multiple fields
1024	The Class Defining Preparation is 4 so .seg Principal Processing Category must be FL, MP, IR, or NP.	.seg Multiple fields
1030	here can be no characters after the .seg Closing Character.	.seg
1035	The record with a .csm Container Status of R, a .seg Class Defining Preparation of 2, and a .cpt Component - Rate Type of H will be rejected since the .cpt Component Weight of the ride-along is greater than the maximum allowed single ride-along piece weight.	.seg Multiple fields
1036	The record with a .csm Container Status of R, a .seg Class Defining Preparation of 2, and a .cpt Component - Rate Type of H will be rejected since the .mcr Host Component ID is not specified in the .mcr file and no host record is found.	.seg Multiple fields
1037	The record with a Container Status of R, a Class of 2, and a Rate Type of H will be rejected since the ride-along component record Component Weight is greater than the host component record Component Weight.	.seg Multiple fields
1038	The record with a Container Status of R, a Class of 2, and a Rate Type of H will be rejected since the Host Component ID is not specified in the .mcr file and multiple Host Statement Component ID exist for the .mpu file.	.seg Multiple fields
1039	The record with a .csm Container Status of R, a .seg Class Defining Preparation of 2 or 5, a .cpt Component - Rate Type of N, and a .cpt Component - Class of 3 will be rejected since the Nonprofit permit number associated with the .mcr record does not have a valid application number or authorization number.	.seg Multiple fields
1040	The record with a .csm Container Status of R, a .seg Class Defining Preparation of 2 or 5, a .cpt Component - Class/Component - Rate Type of 1/R, 3/R, or 3/N will be rejected since there is no matching finance number.	.seg Multiple fields

Error Number	Mail.dat Client Error Message	Error Location
1041	The record with a .csm Container Status of R, a .seg Class Defining Preparation of 2 or 5, a .cpt Component - Class/Component - Rate Type of 1/R, 3/R, or 3/N will be rejected since there is no .mpa Postage Payment Method.	.seg Multiple fields
1042	The record with a .csm Container Status of R, a .seg Class Defining Preparation of 2 or 5, a .cpt Component Class/Component Rate Type of 1/R, 3/R, or 3/N will be rejected since there is no matching permit number.	.seg Multiple fields
1043	The record with a .csm Container Status of R, a .seg Class Defining Preparation of 2 or 5, a .cpt Component Class/Component Rate Type of 1/R, 3/R, or 3/N will be rejected since there is no matching .mcr record.	.seg Multiple fields
1044	The record with a .csm Container Status of R, a .seg Class Defining Preparation of 2 or 5, a .cpt Component Class/Component Rate Type of 1/R, 3/R, or 3/N will be rejected since the .mpa USPS Publication Number and .mpa Permit Number are both populated.	.seg Multiple fields
1045	The record with a .csm Container Status of R, a .seg Class Defining Preparation of 2 or 5, a .cpt Component Class/Component Rate Type of 1/R, 3/R, or 3/N will be rejected since the .mpa USPS Publication Number and .mpa Permit Number are both null.	.seg Multiple fields
1048	The Class Defining Preparation must be 1, 2, 3, or 4.	.seg
1049	Numeric Data Type Error: Segment ID must be zero-padded if numeric.	Multiple files
1053	Required Field Missing: Job ID is a required field in the .par file.	.par
1054	Required Field Missing: Segment ID is a required field in the .par file.	.par
1055	Required Field Missing: Mail Piece Unit ID is a required field in the .par file.	.par
1056	Required Field Missing: Component ID is a required field in the .par file.	.par
1057	Required Field Missing: Sequence Number is a required field in the .par file.	.par
1058	Required Field Missing: Date is a required field in the .par file.	.par
1059	Required Field Missing: Adjustment Type is a required field in the .par file.	.par
1060	Required Field Missing: Adjustment Amount is a required field in the .par file.	.par
1061	Required Field Missing: Credit/Debit Indicators is a required field in the .par file.	.par
1063	Required Field Missing: MPA – Unique Sequence / Grouping ID is a required field in the .par file.	.par
1064	Required Field Missing: PAR Record Status is a required field in the .par file.	.par
1065	Required Field Missing: Closing Character is a required field in the .par file.	.par
1066	Alphanumeric Data Type Error: Job ID must be an alphanumeric value in the .par file.	.par
1067	Alphanumeric Data Type Error: Segment ID must be an alphanumeric value in the .par file.	.par
1069	Alphanumeric Data Type Error: Component ID must be an alphanumeric value in the .par file.	.par
1070	Alphanumeric Data Type Error: User Comments must be an alphanumeric value in the .par file (when populated).	.par
1071	Alphanumeric Data Type Error: MPA – Unique Sequence / Grouping ID must be an alphanumeric value in the .par file.	.par
1072	Alphanumeric Data Type Error: Reserve must be an alphanumeric value in the .par file (when populated).	.par
1073	Alphanumeric Data Type Error: Rate Type must be an alphanumeric value in the .par file (when populated).	.par

Error Number	Mail.dat Client Error Message	Error Location
1075	Alphanumeric Data Type Error: User Option must be an alphanumeric value in the .par file (when populated).	.par
1076	Numeric Data Type Error: Segment ID must be zero-padded if numeric.	.par
1077	Numeric Data Type Error: Mail Piece Unit ID must be zero-padded if numeric.	.par
1078	Numeric Data Type Error: Component ID must be zero-padded if numeric..	.par
1079	Numeric Data Type Error: Sequence Number must be a numeric value in the .par file.	.par
1080	Numeric Data Type Error: Adjustment Amount must be a numeric value in the .par file (when populated).	.par
1081	Numeric Data Type Error: Total Piece Affected must be a numeric value in the .par file (when populated).	.par
1082	Numeric Data Type Error: MPA- Unique Sequence / Grouping ID must be zero-padded if numeric.	.par
1083	Numeric Data Type Error: PSR Unique Record Identifier must be a numeric value in the .par file (when populated).	.par
1084	Date Data Type Error: Date must be a valid numeric value formatted as YYYYMMDD in the .par file.	.par
1085	The .par Adjustment Type field contains an invalid value; it must contain 3 or 4.	.par
1087	The .par Credit/Debit Indicator field contains an invalid value; it must contain C or D.	.par
1088	The .par Adjustment Status field contains an invalid value; it must contain R.	.par
1089	The .par PAR Record Status field contains an invalid value; it must contain O, D, I, or U.	.par
1090	The .par Closing Character field contains an invalid value; it must contain #.	.par
1099	For .par File Processing, there can be no characters after the .par Closing Character.	.par
1103	For .par File Processing, each .par file must have an associated .mpa Postage Payment Method field set to P or G.	Multiple files
1107	The Adjustment Amount cannot be a zero dollar amount in the .par file.	.par
1111	Required Field Missing: Job ID is a required field in the .cqt file and must be a unique value.	.cqt
1112	Required Field Missing: CQT Database ID is a required field in the .cqt file.	.cqt
1113	Required Field Missing: Container ID is a required field in the .cqt file.	.cqt
1114	Required Field Missing: Zone is a required field in the .cqt file.	.cqt
1115	Required Field Missing: Destination Entry is a required field in the .cqt file.	.cqt
1116	Required Field Missing: Rate Category is a required field in the .cqt file.	.cqt
1117	Required Field Missing: Barcode Discount or Surcharge is a required field in the .cqt file.	.cqt
1118	Required Field Missing: Periodicals: Sub/Non-Sub/Requestor Indicator is a required field in the .cqt file.	.cqt
1119	Required Field Missing: Periodicals Co-Palletization Discount Indicator is a required field in the .cqt file.	.cqt
1120	Required Field Missing: Number of Copies is a required field in the .cqt file.	.cqt
1121	Required Field Missing: Number of Pieces is a required field in the .cqt file.	.cqt
1123	Required Field Missing: CQT Record Status is a required field in the .cqt file.	.cqt
1124	Required Field Missing: Closing Character is a required field in the .cqt file.	.cqt

Error Number	Mail.dat Client Error Message	Error Location
1125	Alphanumeric Data Type Error: Job ID must be an alphanumeric value in the .cqt file.	.cqt
1126	Alphanumeric Data Type Error: 3 Digit/5 Digit Container Division must be an alphanumeric value in the .cqt file.	.cqt
1127	Alphanumeric Data Type Error: Mail Piece Unit ID must be an alphanumeric value in the .cqt file.	.cqt
1128	Alphanumeric Data Type Error: Reserve must be an alphanumeric value in the .cqt file.	.cqt
1129	Numeric Data Type Error: CQT Database ID must be a numeric value in the .cqt file.	.cqt
1130	Numeric Data Type Error: Container ID must be a numeric value in the .cqt file.	.cqt
1131	Numeric Data Type Error: Number of Copies must be a numeric value in the .cqt file.	.cqt
1132	Numeric Data Type Error: Number of Pieces must be a numeric value in the .cqt file.	.cqt
1133	Numeric Data Type Error: Exp Per HE, HW, SC Pub-Origin Delivery Zone must be a numeric value in the .cqt file (when populated).	.cqt
1134	Numeric Data Type Error: Exp HE, HW, SC Pub-Origin 3 Digit ZIP must be a numeric value in the .cqt file (when populated).	.cqt
1135	Numeric Data Type Error: Container Charge Allocation must be a numeric value in the .cqt file (when populated).	.cqt
1136	Numeric Data Type Error: ZAP Agent Code must be a numeric value in the .cqt file when populated.	.cqt
1142	The .cqt Barcode Discount or Surcharge field contains an invalid value; it must contain O, B, D, S, or I.	.cqt
1146	The .cqt CQT Record Status field contains an invalid value; it must contain O, D, or U.	.cqt
1147	The .cqt Closing Character field contains an invalid value; it must contain #.	.cqt
1148	For .cqt File Processing, the .cqt Zone contains an invalid value; it must contain D, S, V, 1, 2, 3, 4, 5, 6, 7, or 8 when .cqt Periodicals Not County/In County is N.	.cqt Multiple fields
1149	For .cqt File Processing, the .cqt Zone contains an invalid value; it must contain D or N when .cqt Periodicals Not County/In County is I.	.cqt Multiple fields
1150	Zone contains an invalid value; it must contain 1, 3, 4, 5, 6, 7, 8, S, N and D when Mail Type is Bound Printed Matter.	.cqt Multiple fields
1151	For .cqt File Processing, the .cqt Zone contains an invalid value; it must contain N for First-Class Mail.	.cqt Multiple fields
1152	For .cqt File Processing, the .cqt Zone contains an invalid value; it must contain N for Media Library Mail.	.cqt Multiple fields
1153	For .cqt File Processing, the .cqt Zone contains an invalid value; it must contain N for Standard Mail.	.cqt Multiple fields

Error Number	Mail.dat Client Error Message	Error Location
1158	Rate Category contains an invalid value; it must contain S, N, or D when .mpu Mail Piece Unit - Rate Type is Bound Printed Matter.	.cqt Multiple fields
1159	Rate Category contains an invalid value, it must contain E, H, L1, L2, L3, L4, L5, L6, N, S, PR, G, or K when .mpu Mail Piece Unit - Class is First-Class Mail.	.cqt Multiple fields
1159	Updated error message for Mail.dat version 12-1 files: Rate Category contains an invalid value; it must contain E, H, L1, L2, L3, L4, L5, L6, N, S, PR, G, K, or SD when .mpu Mail Piece Unit – Class is First-Class Mail.	.cqt Multiple fields
1160	Rate Category contains an invalid value; it must contain S, N, or G when .mpu Mail Piece Unit - Rate Type is Media or Library Mail.	.cqt Multiple fields
1163	For .cqt File Processing, the .cqt Rate Category contains an invalid value; it must contain N for Standard Mail – Custom Market Mail.	.cqt Multiple fields
1164	For .cqt File Processing, the .cqt Rate Category contains an invalid value; it must contain A, B, D, E, G, H, K, O, L3, L4, L5, L6, or S for Standard Mail - Flats.	.cqt Multiple fields
1165	For .cqt File Processing, the .cqt Rate Category contains an invalid value; it must contain A, B, D, E, G, H, K, L, N, O, L1, L2, L3, L4, L5, L6, and FB for non Full-Service Periodicals.	.cqt
1169	There can be no characters after the .cqt file Closing Character.	.cqt
1170	Cannot delete consolidator copal jobs.	.oci
2201	Numeric Data Type Error: Job ID must be zero-padded if numeric.	.cqt
2202	Numeric Data Type Error: CQT Database ID must be zero-padded if numeric.	.cqt
2203	Numeric Data Type Error: Container ID must be zero-padded if numeric.	.cqt
2204	Required Field Missing: 3 Digit/5 Digit Container Division is a required field in the .cqt file.	.cqt
2205	Required Field Missing: Mail Piece Unit ID is a required field in the .cqt file.	.cqt
2206	Numeric Data Type Error: Mail Piece Unit ID must be zero-padded if numeric.	.cqt
2207	The Zone field contains an invalid value; it must contain S,D,L,1,3,4,5,6,7,8,N,V	.cqt
2208	The Destination Entry field contains an invalid value; it must contain B,S,D,N,A,P,Q,O	.cqt
2209	The Rate Category field contains an invalid value; it must contain A, A1, B, B1, D, D1, E, F, G, H, K, L, N, O, S, Z1, Z2, FB, PE, PG, PI, PK, PM, PQ, PR, P4, P6, P7, P8, L1, L2, L3, L4, L5, L6, L7, L8, NG, NK, N5, or N6.	.cqt
2209	Updated error message for Mail.dat version 12-1 files: The Rate Category field contains an invalid value; it must contain A, A1, B, B1, D, D1, E, G, H, K, L, N, O, S, Z1, Z2, FB, PE, PG, PI, PK, PM, PQ, PR, P5, P6, P7, P8, L1, L2, L3, L4, L5, L6, L7, L8, or SD.	.cqt
2211	The Service Level Indicator contains an invalid value; it must contain 'F', 'B', 'P', or 'O'.	.cqt
2301	Numeric Data Type Error: Job ID must be zero-padded if numeric.	
2302	Alphanumeric Data Type Error: Contact Name must be an alphanumeric value in the .hdr file.	.hdr
2303	Required Field Missing: Container Summary Record is a required field in the .hdr file.	.hdr

Error Number	Mail.dat Client Error Message	Error Location
2304	Required Field Missing: Container Summary File Status is a required field in the .hdr file.	.hdr
2305	Required Field Missing: Mail.dat Software Version is a required field in the .hdr file.	.hdr
2306	Required Field Missing: Mail.dat Software Vendor Email is a required field in the .hdr file.	.hdr
2307	Required Field Missing: Original Container Identification File Status is a required field in the .hdr file.	.hdr
2308	Alphanumeric Data Type Error: Original Software Version must be an alphanumeric value in the .hdr file.	.hdr
2401	Alphanumeric Data Type Error: Job ID must be an alphanumeric value in the .seg file.	.seg
2402	Numeric Data Type Error: Job ID must be zero-padded if numeric.	.seg
2403	Required Field Missing: Class Defining Preparation is a required field in the .seg file.	.seg
2404	Alphanumeric Data Type Error: Class Defining Preparation must be an alphanumeric value in the .seg file.	.seg
2405	Required Field Missing: Principal Processing Category is a required field in the .seg file.	.seg
2406	The .seg Package Services Packaging Criteria field contains an invalid value; it must contain PC, PD, or CB.	.seg
2407	Required Field Missing: Container Bundle and Charge Method is a required field in the .seg file.	.seg
2410	The Presentation category contains an invalid value; it must contain 'P' or 'A'.	.seg
2411	The Less Than a Presort Segment Presentation field contains an invalid value; it must contain Y or N.	.seg
2415	Numeric Data Type Error: MPA ID must be zero-padded if numeric.	.seg
2501	Numeric Data Type Error: Job ID must be zero-padded if numeric.	.pqt
2502	Numeric Data Type Error: CQT Database ID must be zero-padded if numeric.	.pqt
2503	Numeric Data Type Error: Package ID must be zero-padded if numeric.	.pqt
2601	Numeric Data Type Error: Job ID must be zero-padded if numeric.	.csm
2602	Numeric Data Type Error: Segment ID must be zero-padded if numeric.	.csm
2603	Numeric Data Type Error: Container ID must be zero-padded if numeric.	.csm
2604	Numeric Data Type Error: Display Container ID must be zero-padded if numeric.	.csm
2605	Alphanumeric Data Type Error: Container Destination Zip must be an alphanumeric value in the .csm file.	.csm
2606	The Container Level field contains an invalid value; it must contain: A,B,C,D,E,F,G,H,I,J,K,M,N,P,Q,R,S,T,U,V,X,Y,Z,AA,AB,AC,AD,AE,AF,AG, AH,AI,AJ,AK,AL,AM,AN,AO,AP,AQ.	.csm
2608	Alphanumeric Data Type Error: Entry Point – Actual / Delivery – Locale Key must be an alphanumeric value in the .csm file.	.csm
2609	Required Field Missing: Entry Point – Actual / Delivery – Postal Code is a required field in the .csm file.	.csm
2610	Alphanumeric Data Type Error: Entry Point – Actual / Delivery – Postal Code must be an alphanumeric value in the .csm file.	.csm
2611	Numeric Data Type Error: Parent Container Reference ID must be a numeric value in the .csm file.	.csm

Error Number	Mail.dat Client Error Message	Error Location
2612	Numeric Data Type Error: Parent Container Reference ID must be zero-padded if numeric.	.csm
2613	Alphanumeric Data Type Error: Reservation Number must be an alphanumeric value in the .csm file.	.csm
2614	Alphanumeric Data Type Error: Scheduled Induction Time must be an alphanumeric value formatted as HH:MM in the .csm file (when populated).	.csm
2615	Required Field Missing: Total Weight is a required field in the .csm file.	.csm
2616	Numeric Data Type Error: Unique Container ID must be zero-padded if numeric.	.csm
2617	The Container Status contains an invalid value; it must contain P, R, X, C, D, or T (when populated).	.csm
2618	The Sibling Container Indicator field contains an invalid value; it must contain Y or Blank.	.csm
2619	Numeric Data Type Error: Sibling Container Reference ID must be a numeric value in the .csm file.	.csm
2620	Numeric Data Type Error: Sibling Container Reference ID must be zero-padded if numeric.	.csm
2621	Numeric Data Type Error: Postage Grouping ID must be zero-padded if numeric.	.csm
2622	Alphanumeric Data Type Error: Transportation Carrier ID must be an alphanumeric value in the .csm file.	.csm
2623	Alphanumeric Data Type Error: Label: Destination Line 1 must be an alphanumeric value in the .csm file.	.csm
2624	Alphanumeric Data Type Error: Label: Destination Line 2 must be an alphanumeric value in the .csm file.	.csm
2625	Alphanumeric Data Type Error: Label: Contents - Line 1 must be an alphanumeric value in the .csm file.	.csm
2626	Alphanumeric Data Type Error: Label: Contents - Line 2 must be an alphanumeric value in the .csm file.	.csm
2627	Alphanumeric Data Type Error: Label: User Information Line 1 must be an alphanumeric value in the .csm file.	.csm
2628	Alphanumeric Data Type Error: Label: User Information Line 2 must be an alphanumeric value in the .csm file.	.csm
2629	Alphanumeric Data Type Error: IM™ Barcode Upper Serialization must be an alphanumeric value in the .csm file.	.csm
2631	Alphanumeric Data Type Error: Container Level Attempted must be an alphanumeric value in the .csm file.	.csm
2632	Alphanumeric Data Type Error: CSA Trip ID must be an alphanumeric value in the .csm file.	.csm
2801	Numeric Data Type Error: Job ID must be zero-padded if numeric.	.imr
2802	Numeric Data Type Error: Container ID must be zero-padded if numeric.	.imr
2803	Numeric Data Type Error: IMR Unique ID must be zero-padded if numeric.	.imr
2804	Required Field Missing: Closing Character is a required field in the .imr file.	.imr
2901	Numeric Data Type Error: Job ID must be zero-padded if numeric.	.mpa
2902	Numeric Data Type Error: Unique Sequence/Grouping ID must be zero-padded if numeric.	.mpa
2903	Alphanumeric Data Type Error: Customer Reference ID must be an alphanumeric value in the .mpa file.	.mpa

Error Number	Mail.dat Client Error Message	Error Location
2904	Required Field Missing: Postage Payment Method is a required field in the .mpa file.	.mpa
2997	Required Field Missing: MPU Mail Piece Unit Weight is a required field in the .mpu file.	.mpu
2998	Alphanumeric Data Type Error: Flat Machinability must be an alphanumeric value in the .mpu file when Mail Piece Unit - Class is 2 or 5 and Processing Category is FL.	.mpu
2999	Required Field Missing: MPU Flat Machinability is a required field in the .mpu file when Mail Piece Unit Class is 2 or 5 and Processing Category is FL.	.mpu
3001	Numeric Data Type Error: Job ID must be zero-padded if numeric.	.cpt
3002	Alphanumeric Data Type Error: Component ID must be an alphanumeric value in the .cpt file.	.cpt
3003	Numeric Data Type Error: Component ID must be zero-padded if numeric.	.cpt
3004	Required Field Missing: Component – Weight is a required field in the .cpt file.	.cpt
3005	Required Field Missing: Component – Weight: Status is a required field in the .cpt file.	.cpt
3006	Required Field Missing: Component – Periodical Ad Percentage: Status is a required field in the .cpt file.	.cpt
3007	The Component - Periodical Ad Percentage: Status field contains an invalid value; it must contain N, P or F.	.cpt
3101	Numeric Data Type Error: Job ID must be a numeric value in the .mpu file, if the field is filled with leading zeros.	.mpu
3102	Numeric Data Type Error: Segment ID must be a numeric value in the .mpu file, if the field is filled with leading zeros.	.mpu
3103	Numeric Data Type Error: Mail Piece Unit ID must be a numeric value in the .mpu file, if the field is filled with leading zeros.	.mpu
3104	Required Field Missing: Mail Piece Unit – Class is a required field in the .mpu file.	.mpu
3105	Required Field Missing: Mail Piece Unit – Rate Type is a required field in the .mpu file.	.mpu
3106	Required Field Missing: Mail Piece Unit – Processing Category is a required field in the .mpu file.	.mpu
3108	Date Data Type Error: Five Digit Scheme Database Date must be a valid date and formatted as YYYYMMDD in the .mpu file (when populated).	.mpu
3201	Numeric Data Type Error: Job ID must be zero-padded if numeric.	.par
3202	Alphanumeric Data Type Error: User Postage Statement ID must be an alphanumeric value in the .par file, when populated.	.par
3301	Numeric Data Type Error: Job ID must be zero-padded if numeric.	.pdr
3302	Numeric Data Type Error: CQT Database ID must be zero-padded if numeric.	.pdr
3303	Numeric Data Type Error: Package ID must be zero-padded if numeric.	.pdr
3304	Required Field Missing: Piece ID is a required field and must be a unique value in the .pdr file.	.pdr
3305	Alphanumeric Data Type Error: Piece ID must be an alphanumeric value in the .pdr file.	.pdr
3306	Numeric Data Type Error: Piece ID must be zero-padded if numeric.	.pdr
3307	The Component – Line-Of-Travel Seq. Direction Code field contains an invalid value; it must contain A, or D.	.pdr
3401	Numeric Data Type Error: Job ID must be zero-padded if numeric.	.mcr

Error Number	Mail.dat Client Error Message	Error Location
3402	Numeric Data Type Error: Segment ID must be zero-padded if numeric.	.mcr
3403	Numeric Data Type Error: Mail Piece Unit ID must be zero-padded if numeric.	.mcr
3404	Numeric Data Type Error: Component ID must be zero-padded if numeric.	.mcr
3405	Numeric Data Type Error: Host Statement Component ID must be zero-padded if numeric.	.mcr
3406	Numeric Data Type Error: Postage Adjustment MPA ID must be zero-padded if numeric.	.mcr
3506	The Mail Owner's Lcl Permit Ref Num / Int'l Bill Num - Type field contains an invalid value; it must contain {2}	.mcr
3510	The Package Services Packing Criteria contains an invalid value; it must contain PC, PD, CB	.seg
3515	When the Sibling Container Field is set to Y, only the following fields can only be populated: (Required) Job ID, Segment ID, Container ID of the Sibling Container, Container Type, Sibling Container Indicator field, Sibling Container Reference ID and (Optional) Label 10: Character Container Barcode, Label: Destination Line 1, Label: Destination Line 2, Label: Content Line 1, Label: Content Line 2, Label: Entry (Origin) Point Line, Label: User Information Line 1, Label: User Information Line 2, Label: Container Label CIN Code, and Label: Container Label.	.csm
3516	Alphanumeric Data Type Error: Entry Point - Actual/Delivery Locale Key must be an alphanumeric value and must contain "ORIGIN" when the Entry Point for Entry Discount Facility is set to O, H.	.csm
3520	The Component – Rate Type field contains an invalid value; it must contain R, M, Z, or I when Component – Class is 1.	.cpt
3520	Updated error message for Mail.dat version 12-1 files: The Component – Rate Type field contains an invalid value; it must contain R, M, Z, V, or I when Component – Class is 1.	.cpt
3522	The Component – Rate Type field contains an invalid value; it must contain R, N, S, C, W, Y, H, Z, or M when Component - Class = 2.	.cpt
3523	The Component – Rate Type field contains an invalid value; it must contain R, N, or M when Component - Class = 3.	.cpt
3524	The Component – Rate Type field contains an invalid value; it must contain B, L, or F when Component – Class = 4.	.cpt
3525	For .hdr File Processing, the .hdr MPU / C Record Count must match the Record Count of the MPU / C file.	.mpu
3526	For .hdr File Processing, the .hdr Mail Postage Account Record Count must match the Record Count of the Mailer Postage Account file.	.mpa
3527	For .hdr File Processing, the .hdr Container Summary Record Count of the .hdr file must match the Record Count of the Container Summary file.	.csm
3530	Numeric Data Type Error: USPS Postage Statement ID must be a numeric value in the .par file (when populated).	.par
3542	The Mail.dat job cannot contain mixed mail classes for MLOCR processing.	.mpu
3543	For MLOCR Mailings, the .mpu Processing Category for the mailpiece is invalid for First-Class Mail; it must be CD (Card), LT (Letter), or FL (Flat).	.mpu
3544	The rate category is invalid for First-Class Mail flats in MLOCR processing; it must be an automation category.	.cqt
3545	For MLOCR mailings, the processing category must be Letters when the class is Standard Mail.	.mpu

Error Number	Mail.dat Client Error Message	Error Location
3546	For MLOCR Mailings, the .mpu Mailpiece Unit- Weight must be less than or equal to 3.3 ounces when the mpu Mailpiece Unit- Processing Category is LT or CD, and the .mpa Postage Payment Method is L, C, P, G or M, and the .mpu Mail Piece Unit - Class is 1 and rate category is machinable preparation.	.mpu
3547	The Container Type contains an invalid value; It must be O, T, E, F, L, M, P, G, D, R C H, or A for an MLOCR processing	.csm
3548	For MLOCR Mailings, it can only contain L, C, P, M, G, or S when the Postage Payment Method contains an invalid value for Standard mail (Letters)	.mpa
3555	Referential Integrity Error: The Container ID in the .cqt file does not have a corresponding parent Container ID in the .csm file.	Referential Integrity
3556	Referential Integrity Error: The MPU ID in the .cqt file does not have a corresponding parent MPU ID in the .mpu file.	Referential Integrity
3557	Referential Integrity Error: There cannot be duplicate primary keys in the .cqt file (CQT Database ID).	Referential Integrity
3558	Referential Integrity Error: The Job ID in the .mpu file does not match the Job ID in the .hdr file.	Referential Integrity
3559	Referential Integrity Error: The Segment ID in the .mpu file does not have a corresponding parent Segment ID in the .seg file.	Referential Integrity
3560	Referential Integrity Error: There cannot be duplicate primary keys in the .mpu file (Segment ID, MPU ID).	Referential Integrity
3561	Referential Integrity Error: The Job ID in the .pqt file does not match the Job ID in the .hdr file.	Referential Integrity
3562	Referential Integrity Error: The CQT Database ID in the .pqt file does not have a corresponding parent CQT Database ID in the .cqt file.	Referential Integrity
3564	Referential Integrity Error: The Job ID in the .pdr file does not match the Job ID in the .hdr file.	Referential Integrity
3567	Referential Integrity Error: There cannot be duplicate primary keys in the .pdr file (Piece ID).	Referential Integrity
3568	Referential Integrity Error: The Job ID in the .cpt file does not match the Job ID in the .hdr file.	Referential Integrity
3569	Referential Integrity Error: There cannot be duplicate primary keys in the .cpt file (Component ID).	Referential Integrity
3570	Referential Integrity Error: The Job ID in the .mcr file does not match the Job ID in the .hdr file.	Referential Integrity
3571	Referential Integrity Error: The Segment ID and MPU ID Composite Key in the .mcr file does not have a corresponding parent Segment ID and MPU ID in the .mpu file.	Referential Integrity
3573	Referential Integrity Error: The Component ID in the .mcr file does not have a corresponding parent Component ID in the .cpt file.	Referential Integrity
3574	Referential Integrity Error: The Primary MPA ID in the .mcr file does not have a corresponding parent MPA ID in the .mpa file.	Referential Integrity
3575	Referential Integrity Error: The Additional Postage MPA ID in the .mcr file does not have a corresponding parent MPA ID in the .mpa file.	Referential Integrity
3576	Referential Integrity Error: There cannot be duplicate primary keys in the .mcr file (Segment ID, MPU ID, Component ID).	Referential Integrity
3577	The .par file Job ID of the current line does not equal the .hdr file Job ID.	Multiple Files

Error Number	Mail.dat Client Error Message	Error Location
3581	Referential Integrity Error: There cannot be duplicate primary keys in the .par file (Segment ID, MPU ID, Component ID, Sequence Number).	Referential Integrity
3582	Referential Integrity Error: The Job ID in the .mpa file does not match the Job ID in the .hdr file.	Referential Integrity
3583	Referential Integrity Error: There cannot be duplicate primary keys in the .mpa file (Mpa Sequence ID).	Referential Integrity
3587	Referential Integrity Error: The Job ID in the .imr file does not match the Job ID in the .hdr file.	Referential Integrity
3588	Referential Integrity Error: The Container ID in the .imr file does not have a corresponding parent Container ID in the .csm file.	Referential Integrity
3589	Referential Integrity Error: There cannot be duplicate primary keys in the .imr file (Container ID, IMR Unique ID).	Referential Integrity
3594	The .csm Sibling Container Indicator contains an invalid value, it must be null when the container status for a Periodical is R.	.csm
3595	For MLOCR Mailings, there must be at least one Container Type M Logical Pallet or L Logical Handling Unit in the .csm record when the .seg Logical/Physical Container is L Logical.	.csm
3596	At least one .cqt or .imr Service Level Indicator must be F when the .seg Full-Service Participation Indicator is M.	Multiple Files
3597	The first 9 digits of the 'IM Barcode Upper Serialization' and 'IM Barcode Lower Serialization' in the .imr should be the same if a 9 digit Mailer ID is submitted.	.imr
3598	Referential Integrity Error: The Segment ID in the .csm file does not have a corresponding parent Segment ID in the .seg file.	Referential Integrity
3599	Referential Integrity Error: There cannot be duplicate primary keys in the .csm file (Segment ID, Container ID).	Referential Integrity
3600	Referential Integrity Error: The Job ID in the .cqt file does not match the Job ID in the .hdr file.	Referential Integrity
3601	Referential Integrity Error: The Job ID in the .seg file does not match the Job ID in the .hdr file.	Referential Integrity
3602	Referential Integrity Error: There cannot be duplicate primary keys in the .seg file (Segment ID).	Referential Integrity
3603	Referential Integrity Error: The Job ID in the .csm file does not match the Job ID in the .hdr file.	Referential Integrity
3604	Referential Integrity Error: The Total Number of Copies from all .csm child handling unit records must equal the .csm parent record Number of Copies.	Referential Integrity
3605	Referential Integrity Error: The Total Number of Pieces from all .csm child handling unit records must equal the .csm parent record Number of Pieces.	Referential Integrity
3606	Referential Integrity Error: The .csm parent Container ID must match the child container's Parent Container Reference ID.	Referential Integrity
3607	Referential Integrity Error: The .csm parent Container ID must match the .cqt child container's Container ID (.cqt).	Referential Integrity
3608	Referential Integrity Error: The Total Number of Copies from all .cqt child handling unit records must equal the .csm parent record Number of Copies.	Referential Integrity
3609	Referential Integrity Error: The Total Number of Pieces from all .cqt child handling unit records must equal the .csm parent record Number of Pieces.	Referential Integrity
3610	Record status for the .seg file does not match the Header File Status.	Referential Integrity

Error Number	Mail.dat Client Error Message	Error Location
3611	Record status for the .mpu file does not match the Header File Status.	Referential Integrity
3612	Record status for the .mcr file does not match the Header File Status.	Referential Integrity
3613	Record status for the .mpa file does not match the Header File Status.	Referential Integrity
3614	Record status for the .cpt file does not match the Header File Status.	Referential Integrity
3615	Record status for the .csm file does not match the Header File Status.	Referential Integrity
3616	Record status for the .cqt file does not match the Header File Status.	Referential Integrity
3617	Record status for the .pqt file does not match the Header File Status.	Referential Integrity
3619	Record status for the .pdr file does not match the Header File Status.	Referential Integrity
3620	Record status for the .par file does not match the Header File Status.	Referential Integrity
3621	Record status for the .imr file does not match the Header File Status.	Referential Integrity
3623	[File Name] File status of [Record number] does not match the header file status.	Referential Integrity
3630	Referential Integrity Error: The Total Number of Copies from all .pqt child handling unit records must equal the .cqt parent record's Number of Copies.	Referential Integrity
3631	Referential Integrity Error: The Total Number of Pieces from all .pqt child handling unit records must equal the .cqt parent record's Number of Pieces.	Referential Integrity
3634	Referential Integrity Error: The .csm Sibling Container Reference ID does not have a matching .csm Container ID.	Referential Integrity
3635	Referential Integrity Error: A physical container cannot be a referenced as a sibling by another container.	Referential Integrity
3636	Referential Integrity Error: A Container with a Sibling Container Indicator with a value of 'Y' must be referenced by other containers.	Referential Integrity
3638	The Container and Bundle Charge Method field of the .seg file should be populated with a 0 when no Periodicals are included in the mailing.	.seg
3639	The Component – Rate Type field contains an invalid value; it must contain R, N, S, C, W, Y, M, Z or H when Component – Class is 5.	.cpt
3640	The MPU Rate Type and MPU Processing Category fields must be populated to populate the MPU Class Field.	.mpu
3644	The Component – Processing Category field of the .cpt does not match the Processing Category in the .mpu.	Referential Integrity
3647	For Full-service processing, the .pdr IM Barcode must contain 31 alphanumeric characters followed by spaces when .seg Principal Processing Category is LT (letter), FL (flat), or CD (card).	.pdr
3648	When the .mcr – Primary MPA ID field is populated with a .mpa MPA – Unique Sequence/Grouping ID that has a Postage Payment method of S, L, C or M, then the .mcr -Additional Payment MPA ID field must be populated with a .mpa MPA – Unique Sequence/Grouping ID that has a Postage Payment Method of P or G.	Multiple Files

Error Number	Mail.dat Client Error Message	Error Location
3650	The Package Level in .pqt file must contain only the characters A, B, C, D, F, H, I, K, L, M, T, U, V, or X for Periodicals.	.pqt
3651	The Package Level in .pqt file must contain only the characters A, B, C, D, F, H, I, K, L, M, O, R, S, T, U, V, X or Y for non-Periodicals.	.pqt
3653	For .seg File Processing, the .seg Automation Coding Date cannot be earlier than 90 calendar days before the .csm Postage Statement Mailing Date for carrier route mail.	Multiple Files
3657	The IM Barcode contains an invalid value; it must contain 34 alphanumeric characters when .seg Principal Processing Category is parcels.	.pdr
3658	For .cqt File Processing, the .cqt Rate Category contains an invalid value; it must contain A, A1 B, B1, D, D1, O, E, G, H, K, S, L1, L2, L3, L4, L5, L6, L7, L8, NG, NK, N5, or N6 Standard Mail - Letters.	.cqt
3659	For .cqt File Processing, the .cqt Rate Category contains an invalid value; it must contain A, B, D, O, PE, PQ, PR, PI, P7, P8 , PM, or S for Standard Mail – Machinable Parcels.	.cqt
3660	Rate Category contains an invalid value; it must contain A, B, D, O, P5, P6, P7, P8, PG, PI, PK, PM, or S when Processing Category is Standard Mail – Irregular Parcel.	.cqt
3661	For .cqt File Processing, the .cqt Rate Category contains an invalid value; it must contain NG, NK, N5, and N6 for Standard Mail - NFM.	
3662	Referential Integrity Error: The Segment ID, MPU ID and Component ID Composite Key in the .par file does not have a corresponding parent Segment ID, MPU ID and Component ID in the .mcr file.	.seg
3664	The .mpa Publication Number must be Numeric to validate against the <i>PostalOne!</i> P_permit table.	.mpa
3665	The .mpa Permit Number must be Numeric to validate against the <i>PostalOne!</i> P_permit table.	.mpa
3669	The Primary MPA ID must match the “MPU Unique Sequence/Grouping ID” in the .mpa file of the first submission.	.mpa
3670	The MPU Class should be same as the .seg Class for all mail except for Pending Periodicals.	Multiple Files
3672	For MLOCR Mailings, the Component Weight information must be populated.	MLOCR Mailings
3673	The job submitted is currently being processed.	Updates
3674	One field between the USPS Publication Number and Permit Number must be populated in .mpa file record.	.mpa
3675	Rate Type field of the .cpt file should be R or Z when the .cpt Class is set to 1 (First Class Mail) and mpu.class is set to 2, 4, or 5.	Multiple Files
3676	Rate Type field of the .cpt file should be R or Z when the .cpt Class is set to 3 (Standard Mail) and mpu.class is set to 2, 4, or 5.	Multiple Files
3677	Required Field Missing: Postage Statement Mailing Date is a required field in the .csm file when container is a non-sibling and the container status is R.	.csm
3678	For an update job, the .csm Container Status cannot be blank.	Updates
3679	For MLOCR mailings, .csm Container Status cannot be changed to ‘P’.	MLOCR Mailings
3681	The Component – Rate Type field contains an invalid value; it must contain R, N, S, C, B, H, M, P, L, F, B, E, G, I, D, W, Y, or Z.	.cpt

Error Number	Mail.dat Client Error Message	Error Location
3682	The Component – Rate Type field contains an invalid value; it must contain R, N, S, C, B, H, M, L, F, I, W, Y, or Z.	.cpt
3682	Updated error message for Mail.dat version 12-1 files: The Component – Rate Type field contains an invalid value; it must contain R, N, S, C, B, H, M, L, F, I, V, W, Y, or Z.	.cpt
3683	There can be no characters after the Closing Character.	Multiple Files
3684	Postage Payment Method ‘T’ for pending Periodicals in the .mpa file is only valid where the Mail Piece Unit – Class is 5.	.mpa
3686	The Container Status field contains an invalid value; it must contain P, R or O (when populated) for original submissions.	.csm
3689	.par records are not allowed for periodicals.	.par
3690	Referential Integrity Error: The .csm parent Container ID must match the .imr sibling container’s Container ID (.imr).	Referential Integrity
3691	Referential Integrity Error: The .imr Piece Count must equal a count between the .csm parent record’s Number of Pieces and Number of Copies	Referential Integrity
3692	Required Field Missing: Service Level Indicator is a required field in the .cqt file.	.cqt
3694	The .par File cannot be submitted if any .par records have been previously submitted.	.par
3696	Required Field Missing: Scheduled Pick Up Date is a required field in the .csm file when Scheduled Pick Up Time is present.	.csm
3697	SASP Preparation Options field contains an invalid value; it must contain F, B or blank.	.seg
3698	Required Field Missing: Actual Pick Up Date is a required field in the .csm file.	.csm
3699	Required Field Missing: Scheduled Induction Date is a required field in the .csm file.	.csm
3700	Required Field Missing: Actual Induction Date is a required field in the .csm file when Actual Induction Time is present.	
3701	Required Field Missing: Postage Statement Mailing Date is a required field in the .csm file when Postage Statement Mailing Time is present.	.csm
3702	Required Field Missing: Scheduled Ship Date is a required field in the .csm file when Postage Scheduled Ship Time is present.	.csm
3703	For .par File Processing, at least one PAR record should be linked to any container record with Ready to Pay (R).	.par
3705	The Finance Number {Finance Number} associated with .mpa Permit Number {Permit Number} and Permit Type {Permit Type} does not have a non-profit status.	.mpa
3706	Invalid permit information was entered to claim the Science and Agriculture rate.	.mpa
3707	Invalid .cpt Class was entered to claim special rates.	.cpt
3708	Unable to find valid rate code for the permit.	.mpa
3709	Invalid permit information was entered to claim the Non-Profit rate.	.mpa
3710	Invalid permit information was entered to claim the Classroom rate.	.mpa
3711	For .cpt File Processing, the equivalent component referenced does not exist.	.cpt
3712	Numeric Data Type Error: Contact Telephone Number must be a numeric value in the .hdr file.	.hdr
3713	The PAR File has already been used to adjust the postage statement.	.par

Error Number	Mail.dat Client Error Message	Error Location
3714	The PDR File has already been used to adjust. PAR file cannot be submitted to adjust.	Multiple Files
3715	For MLOCR Mailings, there must be at least one logical tray.	MLOCR Mailings
3716	When the .seg Full-Service Participation indicator is set to 'F' or 'M', there must be at least one sibling physical handling unit/container for each logical handling unit/container within the .csm file when the .csm Container Status is set to R.	MLOCR Mailings
3717	The Component - Periodical Ad Percentage field of the .cpt file must be less than or equal to 100%.	.cpt
3737	Container Charge Allocation must be 7 digits in the .cqt file.	.cqt
3738	The Adjustment Amount must be 9 digits in the .par file.	.par
3739	The MPU Weight must be 6 digits in the .mpu file.	.mpu
3740	The MPU Length must be 7 digits in the .mpu file.	.mpu
3741	The MPU Width must be 6 digits in the .mpu file.	.mpu
3742	The MPU Thickness must be 6 digits in the .mpu file.	.mpu
3743	The MPU Pre-Denominated Amount must be 5 digits in the .mpu file.	.mpu
3744	The Component Weight must be 6 digits in the .cpt file.	.cpt
3745	The Component Length must be 7 digits in the .cpt file.	.cpt
3746	The Component Width must be 6 digits in the .cpt file.	.cpt
3747	The Component Thickness must be 6 digits in the .cpt file.	.cpt
3748	The Component Periodical Ad Percentage must be 5 digits in the .cpt file.	.cpt
3749	The Component Ad Percentage Basis must be 6 digits in the .cpt file.	.cpt
3750	The Total Weight must be 12 digits in the .csm file.	.csm
3551	The Container Gross Weight must be 12 digits in the .csm file.	.csm
3752	The Bundle Charge Allocation must be 7 digits in the .pqt file.	.pqt
3753	The .csm Scheduled Induction Date must be populated for full-service mailings when the .csm Entry Point for Entry Discount – Facility Type is set to 'D' for DDU.	.csm
3754	For non-incidentals enclosures, the .mcr Host Statement Component ID must be set to either its own .mcr Component ID or the host periodical's .mcr Component ID within the same .mcr Mail Piece Unit ID.	Multiple Files
3755	If the .mpu class equals the .cpt class and the .cpt rate type is M or H, then the .mcr Host Statement Component ID must point to a different Component.	.mpu
3756	If the MPU class does not equal the CPT class and the CPT rate type is M, H, or Z, and there are multiple potential hosts then the MCR Host Statement CPT ID must be populated.	Multiple Files
3783	The USPS Publication Number in the .mpa file must be populated when the Component Class is set to 2.	Multiple files
3784	The Permit Number in the .mpa file must be populated when the Component Class is set to 1, 3, 4 or 5.	Multiple Files
3785	Each logical record must match have at least one physical container when the .hdr Mail.dat Presentation category = M & .seg Full-service Participation Category = M or F.	Multiple Files
3786	If either the MPU or CPT is claiming a nonprofit rate for Standard Mail, the Non-Profit Authorization Number in the associated MPA record is required.	Multiple Files
3787	The .pdr record does not have an associated container record.	Multiple Files

Error Number	Mail.dat Client Error Message	Error Location
3788	Referential Integrity Error: The number of child .pdr records must equal a count between the Number of Pieces and the Number of Copies in the parent .csm file.	Referential Integrity
3790	Rate Category of L or N is not allowed for Out-County Periodicals.	.cqt
3791	Rate Category of FB is not allowed for In-County Periodicals.	.cqt
3792	For change jobs, only .csm record level status of I, O, and U are allowed.	.csm
3793	The .cpt Ad Percentage Basis must be populated when multiple component records with Periodical Ad Percentage Treatment of 'S' are associated to a single .mpu record.	.cpt
3794	The job cannot be updated because of an associated finalized postage statement.	Updates
3795	The container cannot be updated because of an associated finalized postage statement.	Updates
3797	For MLOCR Mailings, a planned file cannot be submitted with a container status of 'R' (Ready To Pay).	MLOCR Mailings
3798	If the MPU class does not equal the CPT class and the CPT Rate Type is Z, then the MCR Host Statement Component ID must point to a different Component.	Multiple Files
3799	If the MPA Postage Payment Method is L, C or M then the associated MPU Postage Affixed Type must be M, if populated.	Multiple Files
3800	If the MPA Postage Payment Method is M and the associated MPA Postage Payment Method is also M, then the MPU Pre-Denominated Amount must be greater than zero.	.mpa
3801	If the MPA Postage Payment Method is S, then the associated MPU Postage Affixed Type must also be S.	.mpa
3802	If the MPA Postage Payment Method is S and the associated MPA Postage Payment Method is also S, then the MPU Pre-Denominated Amount must be greater than zero.	.mpa
3803	For .seg File Processing, the .seg Automation Coding Date cannot be earlier than 180 calendar days before the .csm Postage Statement Mailing Date for non-carrier route automation mail.	.seg
3804	For Full-Service Processing, if the class is First Class and the processing category is Letters, Flats, or Cards, the rate category must be E, H, L1, L2, L3, or L4.	.cqt
3805	For Full-Service Processing, if the class is Standard Mail and the processing category is Letters, the rate category must be A, B, D, O, E, H, L1, or L2.	.cqt
3806	For Full-Service Processing, if the class is Standard Mail and the processing category is Flats, the rate category must be A, B, D, O, E, H, L3, or L4.	.cqt
3807	For Full-Service Processing, if the class is Periodicals and the processing category is Letters and the periodicals class is In-County, the rate category must be A, B, D, E, H, O, L, L1, L2, L3, or L4.	.cqt
3808	For Full-Service Processing, if the class is Periodicals and the processing category is Flats and the periodicals class is In-County, the rate category must be A, B, D, E, H, O, L, L1, L2, L3, or L4.	.cqt
3809	For Full-Service Processing, if the class is Periodicals and the processing category is Letters and the periodicals class is Outside-County, the rate category must be A, B, D, E, H, O, L1, L2, L3, L4, or FB.	.cqt
3810	For Full-Service Processing, if the class is Package Services and the processing category is Flats, the rate category must be E, H, L3, L4, A, B, D, N, or O.	.cqt

Error Number	Mail.dat Client Error Message	Error Location
3815	<Field Name> field in the <FileName> file cannot be updated for a MLOCR job.	MLOCR Job
3816	The update job is referencing a container that does not exist in the original submission.	Updates
3817	The <Segment ID, Container ID, Container Type, Display Container ID, Container Grouping Description, Entry Point for Entry Discount – Postal Code, Entry Point for Entry Discount – Facility Type, Truck or Dispatch Number, Stop Designator, Actual Container Ship Date, Actual Container Ship Time, Actual Pick Up Date, Actual Pick Up Time, Container Acceptance Date, Scheduled In-Home Date, Additional In-Home Range, Actual Induction Date, Total Weight, Unique Container ID, Included In Other Documentation, Machinable Mail Piece, Tray Preparation Type, Trans-Ship Bill of Lading Number, Sibling Container Indicator, Sibling Container Reference ID, Postage Grouping ID, Container Gross Weight, Container Gross Weight – Source, Container Height, Container Height – Source, EMD – 8125 ASN Barcode, Transportation Carrier ID, Special Condition On Limit, DMM Section Defining Container Preparation, Alternate Method Defining Preparation, Label: 10-Character Container Barcode, Label: Destination Line 1, Label: Destination Line 2, Label: Contents – Line 1, Label: Contents – Line 2, Label: Entry (Origin) Point Line, Label: User Information Line 1, Label: User Information Line 2, Label: Container Label CIN Code, Label: Container Label Type, Container Contains Overflow Indicator, IM Barcode Upper Serialization, or the IM Barcode Lower Serialization> field in the .csm file cannot be updated for a One-Pass MLOCR job.	Updates
3818	The <Segment ID, Segment Description, Class Defining Preparation, Principal Processing Category, Basic – ECR, 3-Digit or 5-Digit, Basic, CR, 3-Digit or 5-Digit, Basic, Substituted Container Prep, Periodicals Newspaper Treatment, Logical/Physical Container Indicator, Log/Phy Package Indicator, Production Set-up Code, LOT Database Date, Sibling Container Mailing, Verification Facility Name, Verification Facility ZIP+4, Confirm Indicator, Static Planet Code, L.O.T Direction Indicator, Barcode Verifier Indicator, Package Services Packaging Criteria, Automation Coding Date, Carrier Route Coding Date, Carrier Route Sequencing Date, EMD Barcode Indicator, EMD Mailing-Generic Package Barcode, Move Update Date, PDR Population Status, Detached Address Label Indicator, Requested Presort Verification Completion Date, Requested Piece Weight Verification Completion Date, Mailing Agreement Type, Mailing Facility ID, Container and Bundle Charge Method, MPA ID for Container Bundle Charge Method, Presentation Category, Less Than a Presort Segment Presentation, Move Update Method, or CSA Agreement ID> fields in the .seg cannot be updated for a MLOCR job.	Updates
3820	The .csm Entry Point – Actual / Delivery – Locale Key specified must begin with “LOC” followed by six alphanumeric characters or contain “ORIGIN” when the .csm Entry Point for Entry Discount – Facility Type is O or H.	.csm
3821	The .csm Entry Point - Actual / Delivery - Locale Key specified must begin with "LOC" followed by six alphanumeric characters when the .csm Entry Point for Entry Discount - Facility Type is not O or H.	.csm
3822	There is an invalid .mpa Mail Owner's Lcl Permit Ref Num / Int'l Bill Num and .mpa Mail Owner's Lcl Permit Ref Num / Int'l Bill Num - Type combination; the permit must reference an active permit for the associated payment method at the .mpa Permit ZIP+4 code in the .mpa file.	.mpa

Error Number	Mail.dat Client Error Message	Error Location
3823	The .csm Label: IM Container or IM Tray Barcode field must be populated when the .seg Full-service Indicator is not blank and the .csm Sibling Container Indicator field is set to Y.	.csm
3824	Invalid permit information pertaining to the .mpa Mail Owner's Lcl Permit Ref Num was entered to claim the Science and Agriculture rate.	.mpa
3825	Unable to find valid rate code for the .mpa Mail Owner's Lcl Permit Ref Num field.	.mpa
3826	Invalid permit information pertaining to the .mpa Mail Owner's Lcl Permit Ref Num was entered to claim the Non-Profit rate.	.mpa
3827	Invalid permit information pertaining to the .mpa Mail Owner's Lcl Permit Ref Num was entered to claim the Classroom rate.	.mpa
3828	The Finance Number {Finance Number} associated with .mpa Mail Owner's Lcl Permit Ref Num {Mail Owners Lcl Permit Ref Number} and Permit Type {Permit Type} does not have a non-profit status.	.mpa
3829	There is an invalid .mpa USPS Publication Number and .mpa Postage Payment Method combination; the Publication Number must reference an active permit for the associated payment method at the .mpa Permit ZIP+4 code in the .mpa file.	.mpa
3830	Invalid permit information was entered to claim the Science of Agriculture Limited Circulation rate.	.mpa
3831	Invalid permit information was entered to claim the Regular Limited Circulation rate.	.mpa
3832	Invalid permit information pertaining to the .mpa Mail Owner's Lcl Permit Ref Num was entered to claim the Science of Agriculture Limited Circulation rate.	.mpa
3833	Invalid permit information pertaining to the .mpa Mail Owner's Lcl Permit Ref Num was entered to claim the Regular Limited Circulation rate.	.mpa
3834	When the .cqt Service Level Indicator is F (CQT Database ID of {CQT Database ID}), then the associated .seg Full-Service Participation Indicator must not be blank.	Multiple Files
3835	A postage statement with a status of PAV, AVW, FAI, PAS, PEN, COM, FIN, FPP, or UPD cannot be deleted.	Multiple Files
3837	Numeric Data Type Error: IM Barcode must be a numeric value in the .pdr file (when populated).	.pdr
3838	This postage statement is 'in progress' by the USPS and cannot be canceled or deleted.	Updates
3900	The .seg Verification Facility Zip+4 must be populated with exactly nine numeric characters.	.seg
3901	All updates made to a job submitted with a .pdr file must be made with a .pdr file and not with an .imr file.	Updates
3901	All updates made to a job submitted with a .pdr file must be made with a .pdr file and not with an .imr or .pbc file.	Updates (11-2 only)
3902	All updates made to a job submitted with an .imr file must be made with an .imr file and not with a .pdr file, unless the .pdr file is being used to report spoilage and/or shortage.	Updates
3903	All incidental enclosures included within this mailing must refer back to a host within the .mpu file.	.mpu
3904	The incidental enclosures included within this mailing must refer back to a host statement component ID within the same .mpu in the .mcr file.	Multiple Files
3905	The .oci file Job ID of the current line does not equal the .hdr file Job ID	.oci
3906	There can be no characters after the closing character.	.oci

Error Number	Mail.dat Client Error Message	Error Location
3907	Required Field Missing: Job ID is a required field in the .oci file.	.oci
3908	Required Field Missing: Closing Character is a required field in the .oci file.	.oci
3909	Required Field Missing: Container ID is a required field in the .oci file.	.oci
3910	Required Field Missing: Original Job ID is a required field in the .oci file.	.oci
3911	Required Field Missing: Original User License Code is a required field in the .oci file.	.oci
3912	Required Field Missing: Original Segment ID is a required field in the .oci file.	.oci
3913	Required Field Missing: Original Container ID is a required field in the .oci file.	.oci
3914	Required Field Missing: Original Display Container ID is a required field in the .oci file.	.oci
3915	Required Field Missing: OCI Record Status is a required field in the .oci file.	.oci
3916	Numeric Data Type Error: Job ID must be zero-padded if numeric.	.csm
3917	Numeric Data Type Error: Container ID must be zero-padded if numeric.	.csm
3918	Numeric Data Type Error: Original Job ID must be zero-padded if numeric.	.csm
3919	Numeric Data Type Error: Original Segment ID must be zero-padded if numeric.	.csm
3920	Numeric Data Type Error: Original Container ID must be zero-padded if numeric.	.csm
3921	Numeric Data Type Error: Original Display Container ID must be zero-padded if numeric.	.csm
3922	Alphanumeric Data Type Error: Original User License Code must be an alphanumeric value in the .oci file.	.oci
3923	Can not mix original and linked containers in a co-pall job.	.oci
3924	When the Included in Other Documentation field is set to O, I, or L, the .seg Class Defining Preparation field must be 1, 2, 3, or 6.	.csm, .seg
3925	When the Included in Other Documentation field is set to O, I, or L, and the .seg Class Defining Preparation is 1, the .seg Processing Category must be CD, FL, or LT.	csm, .seg
3926	When the Included in Other Documentation field is set to O, I, or L, and the .seg Class Defining Preparation is 1, the Container Type must be O, T, E, L, or F.	.csm, .seg
3927	When the Included in Other Documentation field is set to O, I or L, and the .seg Class Defining Preparation is 2, the .seg Processing Category must be FL.	.csm, .seg
3928	When the Included in Other Documentation field is set to L, and the .seg Class Defining Preparation is 2, the Container Type must be V, S, 1, 2, 3, 4, or 5.	.oci
3929	When the Included in Other Documentation field is set to O, I, or L, and the .seg Class Defining Preparation is 3, the .seg Processing Category must be FL or LT.	.csm, .seg
3930	When the Included in Other Documentation field is set to O, I, or L, and the .seg Class Defining Preparation is 3, and the Processing Category is LT, the Container Type must be O, T, E, L, or F.	.csm, .seg
3931	When the Included in Other Documentation field is set to L, and the .seg Class Defining Preparation is 3, and the Processing Category is FL, the Container Type must be V, S, 1, 2, 3, 4, or 5.	.oci
3932	No such container with ID <Container ID> found in original job <Job ID> with provider code <Provider Code>.	.oci
3933	Display container ID of container <Container ID> in original job <Job ID> with provider code <Provider Code> does not match <Display Container ID>.	.oci
3934	IM barcode label of container <Container ID> in original job <Job ID> with provider code <Provider Code> does not match <IM barcode>.	.oci

Error Number	Mail.dat Client Error Message	Error Location
3935	Segment ID of container <Container ID> in original job <Job ID> with provider code <Provider Code> does not match <Segment ID>.	.oci
3936	When the Included in Other Documentation field is set to L, an .oci file must be supplied with the job.	.oci
3937	A .csm Container Type of "V" (Virtual Sack) is only allowed when the .csm Included in Other Documentation is O, I, or L.	.csm
3938	Container with ID {1} in original job {2} with provider code {3} does not have a finalized postage statement.	.oci
3939	For Full-Service Processing, if the class is Periodicals and the processing category is Flats and the periodicals class is Outside-County, the rate category must be A, B, D, E, H, O, L1, L2, L3, L4, or FB.	Multiple Files
3941	Container with ID <Container ID> in original job <Job ID> with provider code <Provider Code> is already referenced by another consolidator job.	.oci
3943	The Principal Processing Category <Processing Category> of container <Container ID> in original job <Job ID> with provider code <Provider Code> does not match the Principal Processing Category <Processing Category> in the consolidator job.	.oci
3944	The Class Defining Preparation <Class> of container <Container ID> in original job <Job ID> with provider code <Provider Code> does not match the Class Defining Preparation <Class> in the consolidator job.	.oci
3945	The .mpu Periodical Ad % Status field contains an invalid value; it must contain N, P or F.	.oci
3946	The Container Type <Type> of container <Container ID> in original job <Job ID> with provider code <Provider Code> does not match the Container Type <Type> of container <Container ID> in the consolidator job. "V", "S", "1", "2", "3", "4", "5".	.oci
3947	Container with ID {1} in original job {2} with provider code {3} does not have the Included in Other Documentation field set to O or I.	.oci
3948	When the .csm Container Status field is set to R, the parent .csm Container Status field must also be set to R.	.csm
3949	The .csm Container Status field must be set to R when the parent .csm Container Status field is set to R.	.csm
3950	When the .csm Container Type field is set to V and the .csm Included In Other Documentation field is set to O or I, the job may not contain wasted or shorted piece data in the .pdr file.	.csm, .pdr
3951	For Full-Service or Mixed Service mailings, piece data information must be included in the .pdr or .imr file for those containers where .csm Container Status is equal to R.	Multiple files
3952	The .csm Actual Container Ship Date must be a valid numeric value formatted as YYYYMMDD in the .csm file (when populated).	.csm
3953	The .csm Parent Container Reference ID is required when the .csm Included in Other Documentation field is L (Linked) and the .csm Container Status is not T, C, D or X and the .csm Sibling Container Reference ID is empty.	.csm
3955	Transportation updates are not permitted after the co-pall consolidator job has been submitted.	Multiple Files
3956	For Full-service Processing, the .imr IM Barcode Lower range field is an incorrect length; it must be 15 characters in length.	.imr
3957	For Full-service Processing, the .imr IM Barcode Upper range field is an incorrect length; it must be 15 characters in length.	.imr

Error Number	Mail.dat Client Error Message	Error Location
3958	For Full-service Processing, the .imr IM Barcode Lower range field cannot be all zeroes.	.imr
3959	For Full-service Processing, the .imr IM Barcode Upper range field cannot be all zeroes.	.imr
3960	For Full-service Processing, the .imr IM Barcode Lower range field may contain only numeric values and may not contain leading or trailing spaces.	.imr
3961	For Full-service Processing, the .imr IM Barcode Upper range field may contain only numeric values and may not contain leading or trailing spaces.	.imr
3962	Data Formatting Error: Label: Destination Line 1 must be left justified with no leading spaces.	.csm
3963	The .cqt Number of Pieces must be equal to the .cqt Number of Copies.	.cqt
3964	The .cqt Number of Pieces must be less than or equal to the .cqt Number of Copies.	.cqt
3965	The .cqt Number of Pieces must be greater than or equal to the .cqt Number of Copies.	.cqt
3966	For Full-Service Processing, the .csm Scheduled Induction Date field must be within 30 days of the past or present of the .csm Postage Statement Mailing Date.	.csm
3967	For Full-Service Processing, the .csm Scheduled Ship Date field must be within 30 days of the past or present of the .csm Postage Statement Mailing Date.	.csm
3968	The .csm Postage Statement Mailing Date cannot be more than 120days in the future of the submission date and cannot be backdated prior to January 2, 2011.	.csm
3983	For .mcr File Processing, the .mcr Primary MPA ID must have an associated .mpa Postage Payment Method of P when the .cpt Rate Type is I.	.mcr
3984	The .mpa Postage Payment Method field must be populated with P when .seg Class is 4 and .mpu Rate Type is B.	.mpa
3985	Required Field Missing: Scheduled Induction Date is a required field in the .csm file when Scheduled Induction Time is present.	.csm
3986	Required Field Missing: Container Ship Date is a required field in the .csm file when Container Ship Time is present.	.csm
3987	Required Field Missing: Container Pick Up Date is a required field in the .csm file when Container Pick Up Time is present.	.csm
3988	Required Field Missing: Actual Pickup Date is a required field in the .csm file when Actual Pickup Time is present.	.csm
3989	Required Field Missing: Actual Container Ship Date is a required field in the .csm file when Container Ship Time is present.	.csm
3992	The .mpu Flat Machinability Index must be U, N, or Y for Pending Periodicals weighing more than 16 ounces and less than or equal to 22 ounces	.mpu
3993	The class and processing category combination specified are not valid for full-service.	Multiple Files
3994	The .csm Entry Point - Actual / Delivery - Locale Key specified must begin with "LOC" followed by six alphanumeric characters or contain "ORIGIN" when the Destination Entry field of the .cqt file is populated with N.	.csm
3995	The .csm Entry Point - Actual / Delivery - Locale Key specified must begin with "LOC" followed by six alphanumeric characters when the Destination Entry field of the .cqt file is not N.	.csm

Error Number	Mail.dat Client Error Message	Error Location
3996	The .mpa Postage Payment Method must be set to P when the .seg Detached Address Label Indicator is Y.	Multiple Files
3997	The .hdr User License Code is required for all job submissions.	.hdr
4002	There can be no more than 999 unique .mpa Customer Reference IDs for a single 09-1 .mpa file submission.	.mpa
4003	Cannot update or insert .cqt records after .csm Container Status has already been set to Ready to Pay.	Multiple Files
4004	Cannot update or insert .pqt records after .csm Container Status has already been set to Ready to Pay.	Multiple Files
4005	The .mpa Postage Payment Method must be populated with T when the .cpt Component Class is set to 5.	.mpa
4006	The .mpa Postage Payment Method must be set to P, S, M, L, or C when the .cqt Rate Category is S and .hdr Presentation Category is set to M.	Multiple Files
4007	The .csm Container Level must be set to AN or AJ when the .cqt Rate Category is set to S and .hdr Presentation Category is set to M.	Multiple Files
4008	The .csm Container Level must be set to AJ when the .cqt Rate Category is set to S and .hdr Presentation Category is set to M.	Multiple Files
4009	When the Included in Other Documentation field is set to O, the .seg Class Defining Preparation is 2, and the .seg Principal Processing Category field set to FL, the Container Type must be V, S, 1, 2, 3, 4, or 5.	Multiple Files
4011	For MLOCR Mailings, the discounts cannot be changed to a greater discount by changing the .cqt Rate Category in an update submission. When .hdr Presentation Category is set to M, .mpu Mail Piece Unit – Class is set to 1, .mpu Mail Piece Unit – Processing Category is set to LT, and the .cqt Rate Category is currently set to E, the .cqt Rate Category can only be changed to H, L1, or L2.	Multiple Files
4012	For MLOCR Mailings, the discounts cannot be changed to a greater discount by changing the .cqt Rate Category in an update submission. When .hdr Presentation Category is set to M, .mpu Mail Piece Unit – Class is set to 1, .mpu Mail Piece Unit – Processing Category is set to LT, and the .cqt Rate Category is currently set to H, the .cqt Rate Category can only be changed to L1 or L2.	Multiple Files
4013	For MLOCR Mailings, the discounts cannot be changed to a greater discount by changing the .cqt Rate Category in an update submission. When .hdr Presentation Category is set to M, .mpu Mail Piece Unit – Class is set to 1, .mpu Mail Piece Unit – Processing Category is set to LT, and the .cqt Rate Category is currently set to L1, the .cqt Rate Category can only be changed to L2.	Multiple Files
4014	For MLOCR Mailings, the discounts cannot be changed to a greater discount by changing the .cqt Rate Category in an update submission. When .hdr Presentation Category is set to M, .mpu Mail Piece Unit – Class is set to 1, .mpu Mail Piece Unit – Processing Category is set to LT, and the .cqt Rate Category is currently set to L2, the .cqt Rate Category cannot be changed.	Multiple Files
4015	For MLOCR Mailings, the discounts cannot be changed to a greater discount by changing the .cqt Rate Category in an update submission. When .hdr Presentation Category is set to M, .mpu Mail Piece Unit – Class is set to 1, .mpu Mail Piece Unit – Processing Category is set to FL, and the .cqt Rate Category is currently set to E, the .cqt Rate Category can only be changed to H, L3, or L4.	Multiple Files

Error Number	Mail.dat Client Error Message	Error Location
4016	For MLOCR Mailings, the discounts cannot be changed to a greater discount by changing the .cqt Rate Category in an update submission. When .hdr Presentation Category is set to M, .mpu Mail Piece Unit – Class is set to 1, .mpu Mail Piece Unit – Processing Category is set to FL, and the .cqt Rate Category is currently set to H, the .cqt Rate Category can only be changed to L3 or L4.	Multiple Files
4017	For MLOCR Mailings, the discounts cannot be changed to a greater discount by changing the .cqt Rate Category in an update submission. When .hdr Presentation Category is set to M, .mpu Mail Piece Unit – Class is set to 1, .mpu Mail Piece Unit – Processing Category is set to FL, and the .cqt Rate Category is currently set to L3, the .cqt Rate Category can only be changed to L4.	Multiple Files
4018	For MLOCR Mailings, the discounts cannot be changed to a greater discount by changing the .cqt Rate Category in an update submission. When .hdr Presentation Category is set to M, .mpu Mail Piece Unit – Class is set to 1, .mpu Mail Piece Unit – Processing Category is set to FL, and the .cqt Rate Category is currently set to L4, the .cqt Rate Category cannot be changed.	Multiple Files
4019	For MLOCR Mailings, the discounts cannot be changed to a greater discount by changing the .cqt Rate Category in an update submission. When .hdr Presentation Category is set to M, .mpu Mail Piece Unit – Class is set to 3, .mpu Mail Piece Unit – Processing Category is set to LT, and the .cqt Rate Category is currently set to E, the .cqt Rate Category can only be changed to H, L1, L7, L2, L8, G, K, L5, or L6.	Multiple Files
4020	For MLOCR Mailings, the discounts cannot be changed to a greater discount by changing the .cqt Rate Category in an update submission. When .hdr Presentation Category is set to M, .mpu Mail Piece Unit – Class is set to 3, .mpu Mail Piece Unit – Processing Category is set to LT, and the .cqt Rate Category is currently set to H, the .cqt Rate Category can only be changed to L1, L7, L2, L8, G, K, L5, or L6.	Multiple Files
4021	For MLOCR Mailings, the discounts cannot be changed to a greater discount by changing the .cqt Rate Category in an update submission. When .hdr Presentation Category is set to M, .mpu Mail Piece Unit – Class is set to 3, .mpu Mail Piece Unit – Processing Category is set to LT, and the .cqt Rate Category is currently set to L1, the .cqt Rate Category can only be changed to L7, L2, L8, G, K, L5, or L6.	Multiple Files
4022	For MLOCR Mailings, the discounts cannot be changed to a greater discount by changing the .cqt Rate Category in an update submission. When .hdr Presentation Category is set to M, .mpu Mail Piece Unit – Class is set to 3, .mpu Mail Piece Unit – Processing Category is set to LT, and the .cqt Rate Category is currently set to L7, the .cqt Rate Category can only be changed to L2, L8, G, K, L5, or L6.	Multiple Files
4023	For MLOCR Mailings, the discounts cannot be changed to a greater discount by changing the .cqt Rate Category in an update submission. When .hdr Presentation Category is set to M, .mpu Mail Piece Unit – Class is set to 3, .mpu Mail Piece Unit – Processing Category is set to LT, and the .cqt Rate Category is currently set to L2, the .cqt Rate Category can only be changed to L8, G, K, L5, or L6.	Multiple Files
4024	For MLOCR Mailings, the discounts cannot be changed to a greater discount by changing the .cqt Rate Category in an update submission. When .hdr Presentation Category is set to M, .mpu Mail Piece Unit – Class is set to 3, .mpu Mail Piece Unit – Processing Category is set to LT, and the .cqt Rate Category is currently set to L8, the .cqt Rate Category can only be changed to G, K, L5, or L6.	Multiple Files

Error Number	Mail.dat Client Error Message	Error Location
4025	For MLOCR Mailings, the discounts cannot be changed to a greater discount by changing the .cqt Rate Category in an update submission. When .hdr Presentation Category is set to M, .mpu Mail Piece Unit – Class is set to 3, .mpu Mail Piece Unit – Processing Category is set to LT, and the .cqt Rate Category is currently set to G, the .cqt Rate Category can only be changed to K, L5, or L6.	Multiple Files
4026	For MLOCR Mailings, the discounts cannot be changed to a greater discount by changing the .cqt Rate Category in an update submission. When .hdr Presentation Category is set to M, .mpu Mail Piece Unit – Class is set to 3, .mpu Mail Piece Unit – Processing Category is set to LT, and the .cqt Rate Category is currently set to K, the .cqt Rate Category can only be changed to L5 or L6.	Multiple Files
4027	For MLOCR Mailings, the discounts cannot be changed to a greater discount by changing the .cqt Rate Category in an update submission. When .hdr Presentation Category is set to M, .mpu Mail Piece Unit – Class is set to 3, .mpu Mail Piece Unit – Processing Category is set to LT, and the .cqt Rate Category is currently set to L5, the .cqt Rate Category can only be changed to L6.	Multiple Files
4028	For MLOCR Mailings, the discounts cannot be changed to a greater discount by changing the .cqt Rate Category in an update submission. When .hdr Presentation Category is set to M, .mpu Mail Piece Unit – Class is set to 3, .mpu Mail Piece Unit – Processing Category is set to LT, and the .cqt Rate Category is currently set to L6, the .cqt Rate Category cannot be changed.	Multiple Files
4029	For MLOCR Mailings, the discounts cannot be changed to a greater discount by changing the .cqt Rate Category in an update submission. When .hdr Presentation Category is set to M, .mpu Mail Piece Unit – Class is set to 3, .mpu Mail Piece Unit – Processing Category is set to LT, and the .cqt Rate Category is currently set to A, the .cqt Rate Category can only be changed to B or D.	Multiple Files
4030	For MLOCR Mailings, the discounts cannot be changed to a greater discount by changing the .cqt Rate Category in an update submission. When .hdr Presentation Category is set to M, .mpu Mail Piece Unit – Class is set to 3, .mpu Mail Piece Unit – Processing Category is set to LT, and the .cqt Rate Category is currently set to B, the .cqt Rate Category can only be changed to D.	Multiple Files
4031	For MLOCR Mailings, the discounts cannot be changed to a greater discount by changing the .cqt Rate Category in an update submission. When .hdr Presentation Category is set to M, .mpu Mail Piece Unit – Class is set to 3, .mpu Mail Piece Unit – Processing Category is set to LT, and the .cqt Rate Category is currently set to D, the .cqt Rate Category cannot be changed.	Multiple Files
4034	An .imr file and .pdr file cannot be submitted in the same Mail.dat job.	Multiple Files
4034	For Full-Service or Mixed Service mailings, only one of the .pdr, .imr, or .pbc files can be submitted in the same Mail.dat job.	Multiple Files (11-2 only)
4035	The Container Type {1} of container {2} in original job {3} with provider code {4} must be V, S, 1, 2, 3, 4, or 5 for Bundle-Based Consolidator Jobs.	Multiple Files
4036	For Full-Service Processing on Update jobs, if the .csm Container Status is R; it must contain either an .imr or .pdr file.	Multiple Files
4036	For Full-Service Processing on Update jobs, if the .csm Container Status is R; it must contain either an .imr, .pdr or .pbc file.	Multiple Files (11-2 only)
4037	The postage statement for this job has been frozen. Once a postage statement is frozen, containers within that postage statement cannot be canceled or deleted.	Updates

Error Number	Mail.dat Client Error Message	Error Location
4038	Cannot update or insert .seg records after .csm Container Status has already been set to Ready to Pay.	Multiple Files
4039	An .mpa file is required for tray based copal consolidator jobs.	Multiple Files
4041	The .csm Included In Other Documentation field must be blank for all Physical Sibling Containers.	Multiple Files
4042	All permit zip codes and preparer CRIDs must be the same for tray based copal consolidator jobs.	Multiple Files
4044	The .csm Postage Statement Mailing Date field values cannot span the price change date; within a job these dates must either be all before or all after April 17, 2011.	.csm
4045	Alphanumeric Data Type Error: Postal Price Incentive Type must be an alphanumeric value in the .cpt file when populated.	.cpt
4046	Alphanumeric Data Type Error: Content of Mail must be an alphanumeric value in the .cpt file when populated.	.cpt
4047	The maximum weight for First-Class Mail Automation Letters and Cards is 3.5 oz.	Multiple Files
4048	The maximum weight for First-Class Mail Letters is 13 oz.	Multiple Files
4049	The maximum weight for First-Class Mail Flats is 13 oz.	Multiple Files
4051	The MPU Standard Flat Type must be set to N or C when the MPU Mail Piece Unit – Class is 3 and the MPU Mail Piece Unit - Processing Category is FL.	.mpu
4052	The CPT Standard Flat Type must be set to N or C when the .cpt Component – Class is 3 and the .cpt Component - Processing Category is FL.	.cpt
4053	Alphanumeric Data Type Error: MPU Standard Flat Type must be an alphanumeric value in the MPU file when populated.	.mpu
4054	Alphanumeric Data Type Error: CPT Standard Flat Type must be an alphanumeric value in the .cpt file when populated.	.cpt
4055	The CPT Standard Flat Type must match the associated MPU Standard Flat Type.	Multiple Files
4057	The maximum weight for Standard Mail Letters is 16 oz.	Multiple Files
4058	The maximum weight for Standard Mail Flats is 16 oz.	Multiple Files
4062	The maximum weight for barcoded Package Services Bound Printed Matter is 20 oz.	Multiple Files
4063	The version weight for Periodical and Pending Periodical Letters cannot be greater than 16 oz.	Multiple Files
4064	The version weight for Periodical and Pending Periodical flats with .mpu Flat Machinability set to 'Y' cannot be greater than 22oz.	Multiple Files
4069	The .mpu Mail Piece Unit - Processing Category must be set to FL when the .csm Container Level is set to E or F.	Multiple Files
4070	The .mpu Mail Piece Unit - Processing Category must be set to FL when the .pqt Package Level is set to X.	Multiple Files
4071	The .csm Container Type contains an invalid value; Container Type AB is not supported.	.csm
4074	For periodical jobs, the .cpt Periodical Issue Date field must be populated.	.cpt

Error Number	Mail.dat Client Error Message	Error Location
4080	The Origin Job Id - {1} and Origin User License Code - {2} combination does not exist	.oci
4083	The .mcr Host Statement Component ID is required when a Mail Piece Unit ID is associated to multiple Component IDs within the .mcr file.	Multiple Files
4084	The maximum weight for Standard Mail Automation Carrier Route Letters is 3.5 oz.	Multiple Files
4085	A .par file may not be submitted when the Wasted or Shortage Piece Indicator in the pdr file is set to W or S	Multiple Files
4086	Date Data Type Error: Delivery Statistics File Date must be a valid date value formatted as YYYYMMDD in the .seg file.	.seg
4087	Required Field Missing: The .seg Delivery Statistics File Date field is required for all Mail.dat 11-1 and 11-2 jobs.	.seg
4093	The .mpa Postage Payment Method cannot be set to 'L' for a non-identical weight mailing.	Multiple Files
4094	The .mpu Mail Piece Unit - Class contains an invalid value; it must be set to 1 or 3 for a co-palletized mailing when the .mpu Mail Piece Unit - Processing Category field is set to Flats and .csm Container Type set to 'F'.	Multiple Files
4097	The .seg Full-service Participation Indicator field must be populated with 'F' or 'M' when a .pbc file is submitted.	.pbc
4098	Alphanumeric Data Type Error: Job ID field must be an alphanumeric value in the .pbc file.	.pbc
4099	Referential Integrity Error: The Job ID in the .pbc file does not match the Job ID in the .hdr file.	.pbc
4100	Numeric Data Type Error: PBC Unique ID must be a numeric value in the .pbc file.	.pbc
4101	Numeric Data Type Error: CQT DB ID field must be a numeric value in the .pbc file.	.pbc
4102	Referential Integrity Error: The CQT DB ID in the .pbc file does not have a corresponding CQT Database ID in the .cqt file.	.pbc
4105	Alphanumeric Data Type Error: Package ID field must be an alphanumeric value in the .pbc file.	.pbc
4106	The Package ID field in the .pbc file must match a Package ID field in the .pqt file.	.pbc
4107	The number of .pbc records associated to each .pbc Package ID must equal the Number of Pieces, Number of Copies, or a value between the Number of Pieces and Number of Copies for the corresponding .pqt Package ID when the .pqt Record Status is 'O', 'I', or 'U', .csm Container Status is 'R' and .cqt Service Participation Indicator is 'F'.	.pbc
4108	Alphanumeric Data Type Error: Barcode field must be an alphanumeric value in the .pbc file when populated.	.pbc
4109	The .pbc Barcode field can only contain 'X' when the associated .cqt Service Level Indicator is not set to 'F'.	.pbc
4110	The .pbc Barcode must be populated with 31 characters when the associated .cqt Service Level Indicator is set to 'F'.	.pbc
4111	The .pbc Spoilage Indicator must be set to 'W', 'S', 'X', or 'T' when populated.	.pbc
4112	The .pbc PBC Record Status field contains an invalid value; it must contain 'O', 'I', or 'U'.	.pbc
4113	The .pbc Closing Character must be populated with '#'.	.pbc

Error Number	Mail.dat Client Error Message	Error Location
4114	For .pbc File Processing, there can be no characters after the .pbc Closing Character.	.pbc
4115	Referential Integrity Error: There cannot be duplicate primary keys in the .pbc file (Job ID, Record Serial Number).	.pbc
4116	Referential Integrity Error: The number of child .pbc records must equal a count between the Number of Pieces and the Number of Copies in the parent .csm file when the .seg Full-service Participation Indicator is set to 'F' or 'M', and the .csm Container Status is set to 'R'.	.pbc
4117	The .cqt Record Status field must be set to 'U' to update or insert records in the .pbc file.	.pbc
4118	The .pqt Record Status field must be set to 'U' to update or insert records in the .pbc file.	.pbc
4119	A .pdr or .imr file cannot be included once a Mail.dat job is submitted with a .pbc file.	.pbc
4120	The .csm Container Status must be set to 'R' for insertion of .pbc files.	.pbc
4122	The .csm Entry Point for Entry Discount - Facility Type cannot be populated with N when the .csm Container Status is R and .seg Full-Service Participation Indicator is F or M.	Multiple Files
4123	If populated, the .seg CSA Agreement ID must be populated with a 10 digit numeric value between 1000000000 and 9999999999 when the .csm Container Status is R and .seg Full-Service Participation Indicator is F or M.	Multiple Files
4124	If populated, the .csm CSA Agreement ID must be populated with a 10 digit numeric value between 1000000000 and 9999999999 when .csm Container Status is R and the .seg Full-Service Participation Indicator is F or M.	.pbc
4127	If populated, the .csm Reservation Number must be populated with (1) a 10 digit value with the format nnnnn + R + mmdd (where n = numeric and mmdd = date of recurring appointment); (2) a 6 character value with the format nnnnn + R; or (3) a 9 digit numeric value between 1000000000 and 9999999999, when the .csm Container Status is R and the .seg Full-Service Participation Indicator is F or M.	Multiple Files
4130	If populated, the .csm Reservation Number must be populated with (1) a 10 digit value with the format nnnnn + R + mmdd (where n = numeric and mmdd = date of recurring appointment); (2) a 6 character value with the format nnnnn + R; or (3) a 9 digit numeric value between 1000000000 and 9999999999, when the .csm Container Status is T and the .seg Full-Service Participation Indicator is F or M.	Multiple Files
4131	The .mpu Mail Piece Unit - Processing Category field contains an invalid value; it must contain 'FL' when the .seg Class Defining Preparation field is populated with '6'.	Multiple Files
4132	The .mpu MPU Surcharge field contains an invalid value; it must contain 'N' when the .seg Class Defining Preparation field is populated with '6'.	Multiple Files
4133	For a Periodicals or Pending Periodicals class mailpiece, the .mpu Flat Machinability field contains an invalid value; it must contain 'Y' when the .seg Class Defining Preparation field is populated with '6'.	Multiple Files
4134	The .mpu Postage Affixed Type field must be blank when the .seg Class Defining Preparation field is populated with '6'.	Multiple Files
4135	Required field missing: The .mpa USPS Publication Number must be populated for the Periodicals mailpieces when the .seg Class Defining Preparation field is populated with '6'.	Multiple Files

Error Number	Mail.dat Client Error Message	Error Location
4136	Required field missing: The .mpa Permit Number field must be populated for the Pending Periodicals and Standard Mail mailpieces when the .seg Class Defining Preparation field is populated with '6'.	Multiple Files
4137	The .mpa Postage Payment Option field contains an invalid value; it must contain 'C', 'T', or 'D' for Periodicals mailpieces when the .seg Class Defining Preparation field is populated with '6'.	Multiple Files
4138	The .mpa Postage Payment Option field contains an invalid value; it must contain 'T' or 'D' for Standard Mail mailpieces when the .seg Class Defining Preparation field is populated with '6'.	Multiple Files
4139	The .mpa Postage Payment Option field contains an invalid value; it must contain 'D' for Pending Periodicals mailpieces when the .seg Class Defining Preparation field is populated with '6'.	Multiple Files
4140	The .mpa Postage Payment Method field contains an invalid value; it must contain 'P', 'T', or 'G' when the .seg Class Defining Preparation field is populated with '6'.	Multiple Files
4141	The .cpt Periodical Ad Percentage field must be populated with a valid value or '0' for the host component when the .mpu Mail Piece Unit - Class field is populated with '2' or '5' and the .seg Class Defining Preparation field is populated with '6'.	Multiple Files
4142	The .cpt Component - Class field contains an invalid value; it must contain '1', '2', '3', or '5' when the .seg Class Defining Preparation field is populated with '6'.	Multiple Files
4143	The .cpt Component - Rate Type field contains an invalid value; it must contain 'R', 'N', 'M', or 'Z' for Standard Mail mailpieces when the .seg Class Defining Preparation field is populated with '6'.	Multiple Files
4144	The .cpt Component - Rate Type field contains an invalid value; it must contain 'R', 'N', 'S', 'C', 'W', 'Y', 'H', 'Z' or 'M' for Periodicals mailpieces when the .seg Class Defining Preparation field is populated with '6'.	Multiple Files
4145	The .cpt Periodical Ad% Treatment field must be populated for components that are part of a Periodicals mailpiece when the .seg Class Defining Preparation field is populated with '6'.	Multiple Files
4146	The .cpt Periodical Issue Date field must be populated for the host component in the Periodicals mailpiece when the .seg Class Defining Preparation field is populated with '6'.	Multiple Files
4147	The .csm Container Type field contains an invalid value; it must contain 'P' or 'V' for Periodicals mailpieces when the .seg Class Defining Preparation field is populated with '6'.	Multiple Files
4148	The .csm Container Level field contains an invalid value; it must contain 'A', 'B', 'C', 'D', 'E', 'F', 'G', 'H', 'I', 'J', 'M', 'Q', 'R', 'S', 'T', 'U', 'V', 'W', 'X', 'Y', 'AD', 'AE', 'AF', 'AG', or 'AH' for Periodicals mailpieces when the .seg Class Defining Preparation field is populated with '6'.	.csm
4149	The .csm Entry Point for Entry Discount - Facility Type field contains an invalid value; it must contain 'A', 'B', 'M', or K when the .csm Container Level field is populated with 'AE' and the .seg Class Defining Preparation field is populated with '6'.	Multiple Files
4150	The .csm Entry Point for Entry Discount - Facility Type field contains an invalid value; it must contain 'K', 'L', 'Q', 'I', 'A', 'B', 'S', 'M', N, or C when the .csm Container Level field is populated with 'C', 'R', 'S', 'T', 'U', 'V', 'W', 'X', or 'Y' and the .seg Class Defining Preparation field is populated with '6'.	Multiple Files

Error Number	Mail.dat Client Error Message	Error Location
4151	The .csm Entry Point for Entry Discount - Facility Type field contains an invalid value; it must contain 'K', 'L', 'Q', 'I', 'A', 'B', 'S', 'M', 'N', or 'C' when the .csm Container Level field is populated with 'A', 'B', 'D', 'G', 'H', 'I', 'J', 'M', 'N', 'P', or 'Q' and the .seg Class Defining Preparation field is populated with '6'.	Multiple Files
4152	The .csm Container Level field contains an invalid value; it cannot contain 'Z', 'AA', 'AC', or 'AJ' when the .seg Class Defining Preparation field is populated with '6'.	Multiple Files
4153	The .csm Entry Point for Entry Discount - Facility Type field in the .csm file contains an invalid value; it must contain origin 'K', 'L', 'Q', 'I', 'O', 'E', or 'C' when the .csm Container Type field is populated with 'P' pallet, the .csm Container Level field is populated with mixed NDC 'AF' or 'AG', and the .seg Class Defining Preparation field is populated with '6'.	Multiple Files
4154	The .csm Entry Point for Entry Discount - Facility Type contains an invalid value; it must contain origin, NDC, or SCF: 'A', 'S', 'B', 'C', 'O', 'E', 'K', 'L', 'M', 'Q', or 'I' for Periodicals mailpieces when the .seg Class Defining Preparation field is populated with '6'.	Multiple Files
4155	The .csm Entry Point for Entry Discount - Facility Type field contains an invalid value; it cannot contain 'R' or 'J' when the .seg Class Defining Preparation field is populated with '6'.	Multiple Files
4156	The .cqt Zone field in the .cqt file contains an invalid value; it must contain 'N' when the .cqt Periodicals: Not County/In County field is populated with 'I' and the .seg Class Defining Preparation field is populated with '6'.	Multiple Files
4157	The .cqt Zone field contains an invalid value; it must contain '1', '3', '4', '5', '6', '7', '8', or 'S' when the .cqt Periodicals: Not County/In County field is populated with 'N' and the .seg Class Defining Preparation field is populated with '6'.	Multiple Files
4159	The .cqt Destination Entry field contains an invalid value; it cannot contain 'P' or 'Q' when the .seg Class Defining Preparation field is populated with '6'.	Multiple Files
4160	The .cqt Destination Entry field contains an invalid value; it must contain 'B', 'S', or 'N' for mailpieces when the .seg Class Defining Preparation field is populated with '6'.	Multiple Files
4161	The .cqt Rate Category field contains an invalid value; it must contain 'A', 'B', 'D', 'E', 'H', 'FB', 'L', 'L3' or 'L4' for Periodicals mailpieces when the .seg Class Defining Preparation field is populated with '6'.	Multiple Files
4162	The .cqt Rate Category field contains an invalid value; it must contain 'A', 'B', 'D', 'E', 'H', 'L3', or 'L4' for Standard Mail mailpieces when the .seg Class Defining Preparation field is populated with '6'.	Multiple Files
4163	The .cqt Barcode Discount or Surcharge Indicator field contains an invalid value; it must contain 'O' when the .seg Class Defining Preparation field is populated with '6'.	Multiple Files
4164	The .cqt Periodicals: Sub/Non-Sub/Requester Indicator field contains an invalid value; it must contain 'S', 'N', or 'R' for Periodicals or Pending Periodicals mailpieces when the .seg Class Defining Preparation field is populated with '6'.	Multiple Files
4165	The .cqt Periodicals: Sub/Non-Sub/Requester Indicator field contains an invalid value; it must contain 'O' for Standard Mail mailpieces when the .seg Class Defining Preparation field is populated with '6'.	Multiple Files
4166	The .cqt Periodicals: Not County/In-County field contains an invalid value; it must contain 'I' or 'N' for Periodicals or Pending Periodicals mailpieces when the .seg Class Defining Preparation field is populated with '6'.	Multiple Files

Error Number	Mail.dat Client Error Message	Error Location
4167	The .cqt Periodicals: Not County/In-County field contains an invalid value; it must contain 'O' for Standard Mail mailpieces when the .seg Class Defining Preparation field is populated with '6'.	Multiple Files
4168	The .pqt Package Level field contains an invalid value; it must contain 'A', 'B', 'C', 'D', 'F', 'H', 'K', 'L', 'T', 'U', 'V', or 'X' for Periodicals mailpieces when the .seg Class Defining Preparation field is populated with '6'.	Multiple Files
4169	A bundle must only contain Periodicals Flats when the .pqt Package Level field is populated with 'A' and the .seg Class Defining Preparation field is populated with '6'.	Multiple Files
4170	The .seg Class Defining Preparation field contains an invalid value; it must contain '6' in all .seg records when multiple .seg records are submitted within the same job.	Multiple Files
4171	Required Field Missing: Job ID is a required field in the .pbc file.	.pbc
4172	Required Field Missing: PBC Unique ID is a required field in the .pbc file.	.pbc
4173	Required Field Missing: CQT DB ID is a required field in the .pbc file.	.pbc
4174	Required Field Missing: Package ID is a required field in the .pbc file.	.pbc
4175	Required Field Missing: PBC Record Status is a required field in the .pbc file.	.pbc
4176	Alphanumeric Data Type Error: PBC Record Status field must be an alphanumeric value in the .pbc file.	.pbc
4177	Required Field Missing: PBC Closing Character is a required field in the .pbc file.	.pbc
4178	Alphanumeric Data Type Error: Spoilage Indicator field must be an alphanumeric value in the .pbc file.	.pbc
4180	The .seg Container and Bundle Charge Method field contains an invalid value it cannot be populated with 2.	Multiple Files
4181	The .cpt Component - Class field must be populated with 1 when the .mpu Mail Piece Unit - Class field is populated with 1.	Multiple Files
4182	The .cpt Component - Class field must be populated with 1, 2, or 3 when the .mpu Mail Piece Unit - Class is populated with 2.	Multiple Files
4183	The .cpt Component - Class field must be populated with 1, 3, or 5 when the .mpu Mail Piece Unit - Class field is populated with 5.	Multiple Files
4184	The .cpt Component - Class field must be populated with 1 or 3 when the .mpu Mail Piece Unit - Class is populated with 3.	Multiple Files
4185	The .cpt Component - Class field must be populated with 1 or 4 when the .mpu Mail Piece Unit - Class field is populated with 4.	Multiple Files
4186	Record status for the .pbc file does not match the Header File Status.	.pbc
4187	For .hdr File Processing, the .hdr Piece Barcode Record Count must match the record count of the Piece Barcode file.	.pbc
4188	A .par file may not be submitted when the Spoilage Indicator in the pbc file is set to W or S.	Multiple Files
4189	The .mpu Mail Piece Unit – Class field contains an invalid value; it must contain '2', '3', '4', or 5 when the .csm Container Level field is populated with 'E' for 'F'.	Multiple Files
4190	The .cqt Rate Category field contains an invalid value; it cannot contain 'A' when the .pqt Package Level is populated with 'X'.	Multiple Files
4191	The .cqt Rate Category field contains an invalid value; it cannot contain 'A' when .csm Container Level is populated with 'E' or 'F'.	Multiple Files

Error Number	Mail.dat Client Error Message	Error Location
4192	The .mpu Flat Machinability field contains an invalid value; it must contain 'Y' or 'U' when the .mpu Mail Piece Unit – Processing Category field is populated with 'FL' for Standard Mail and Package Services for FSS Preparation.	Multiple Files
4193	The .csm Entry Point for Entry Discount – Facility Type field contains an invalid value; it must contain B', 'S', 'A', 'D', 'R', 'O', 'E', 'J', 'K', 'L', 'C', 'Q', or 'N' for Periodicals for FSS Preparation.	Multiple Files
4194	The .csm Entry Point for Entry Discount – Facility Type field contains an invalid value; it must contain of B', 'S', 'A', 'D'O', 'E', 'K', 'L', 'C,' or 'Q' for Standard Mail for FSS Preparation.	Multiple Files
4195	The .csm Entry Point for Entry Discount – Facility Type field contains an invalid value; it must contain B', 'S', 'A', 'D', 'O', 'E', 'J', 'K', 'L', 'C,' or 'Q' for Bound Printed Matter for FSS Preparation.	Multiple Files
4196	The .csm Container Type field contains an invalid value; it must contain '1', '2', '3', '4', '5', 'P', 'F', or 'S' for FSS Preparation.	Multiple Files
4197	The .csm Container Level field contains an invalid value; it must contain 'E', 'F', 'G', 'H', 'I', 'J', 'M', 'N', 'P', 'Q', 'R', 'S', 'T', 'U', 'V', 'X', 'Y', 'Z', 'AB', 'AD', 'AE', 'AF', 'AG', 'AH', 'AI', when the .pqt Package Level field is populated with 'X'.	Multiple Files
4198	The .mpu Mail Piece Unit – Weight must be greater than or equal to 3.5oz and less than 16oz for First-Class Mail Commercial Plus Parcels.	Multiple Files
4199	The .mpu MPU Surcharge must be set to 'N' to indicate Machinable for First-Class Mail Commercial Plus Parcels (Under 1lb).	Multiple Files
4200	The .mpa Postage Payment Method must be set to 'P' or 'G' for First-Class Mail Commercial Plus Parcels (Under 1lb).	Multiple Files
4201	The version weight for Periodical and Pending Periodical flats with .mpu Flat Machinability set to 'U' cannot be greater than 4.4lbs.	Multiple Files
4202	The maximum weight for non-barcoded Package Services Bound Printed Matter Flats is 15lbs.	Multiple Files
4203	The maximum weight for non-barcoded Package Services Media/Library Flats is 70lbs.	Multiple Files
4204	The .csm Container Type field contains an invalid value; it must contain 'V' for Virtual Sack when the .csm Included In Other Documentation field is populated with O or I and the .seg Class Defining Preparation field is populated with '6'.	.csm, .seg
4205	The .csm Parent Container Reference ID must be blank when the .csm Included In Other Documentation field is populated with O or I and the .seg Class Defining Preparation field is populated with '6'.	.csm, .seg
4206	Required File Missing: The .hdr, .seg, .mpu, .mcr, .mpa, .cpt, .csm, .cqt, .pqt, and .oci files must be included in the consolidated job for a bundle based co-palletization mailing.	Multiple Files
4207	The .hdr Presentation Category field contains an invalid value; it must contain 'P' when the .seg Class Defining Preparation field is populated with '6'.	Multiple Files
4208	The .seg Class Defining Preparation field contains an invalid value; it must contain '6' when there are some MPUs for Periodicals Mail and some MPUs for Standard Mail.	Multiple Files
4209	The .seg Principal Processing Category field contains an invalid value; it must contain 'FL' when the .seg Class Defining Preparation field is populated with '6'.	Multiple Files
4210	The .seg Logical/Physical CONTAINER Indicator field contains an invalid value; it must contain 'P' when the .seg Class Defining Preparation field is populated with '6'.	Multiple Files

Error Number	Mail.dat Client Error Message	Error Location
4211	The .seg Log/Phy PACKAGE Indicator field contains an invalid value; it must contain 'P' when the .seg Class Defining Preparation field is populated with '6'.	Multiple Files
4214	The .mpu Mail Piece Unit - Class field contains an invalid value; it must contain '2', '3', or '5' when the .seg Class Defining Preparation field is populated with '6'.	Multiple Files
4215	The .mpu Mail Piece Unit - Rate Type field contains an invalid value; it must contain 'R', 'N', 'S', 'C', 'W' or 'Y' for Periodicals mailpieces when the .seg Class Defining Preparation field is populated with '6'.	Multiple Files
4216	The .mpu Mail Piece Unit - Rate Type field contains an invalid value; it must contain 'R' or 'N' for Standard Mail mailpieces when the .seg Class Defining Preparation field is populated with '6'.	Multiple Files
4217	The .csm Entry Point for Entry Discount - Facility Type must be B, A, S, D, R, O, N, C, E, J, K, L, M, or Q.	.csm
4218	Required Field Missing: Piece Barcode Record Count is a required field in the .hdr file.	.pbc
4219	Numeric Data Type Error: Piece Barcode Record Count must be a numeric value in the .hdr file.	.pbc
4220	Required Field Missing: Piece Barcode File Status is a required field in the .hdr file.	.pbc
4221	For .hdr File Processing, the .hdr Piece Barcode File Status contains an invalid value; it must contain O, N, D, C, or U.	.pbc
4227	When the .csm Container Type field is set to V and the .csm Included In Other Documentation field is set to O, the job may not contain wasted or shorted piece data in the .pbc file.	.pbc
4228	The .pqt Package Level field contains an invalid value; it must contain 'A', 'B', 'C', 'D', 'F', 'H', 'I', 'K', 'L', 'M', 'O', 'R', 'S', 'T', 'U', 'V', 'X', or 'Y' when the .csm Container Level field is populated with 'E' or 'F' and the .mpu Mail Piece Unit - Class field is populated with '3' or '4'.	Multiple Files
4229	The .pqt Package Level field contains an invalid value; it must contain 'A', 'B', 'C', 'D', 'F', 'H', 'I', 'K', 'L', 'M', 'T', 'U', 'V', or 'X' when the .csm Container Level field is populated with 'E' or 'F' and the .mpu Mail Piece Unit - Class field is populated with '2' or '5'.	Multiple Files
4230	The .mpu Mail Piece Unit Class field contains an invalid value; it must contain '1', '2', or '3' when the .cpt Postal Price Incentive Type field is populated with 'MB'.	Multiple Files
4234	The .seg Class Defining Preparation field cannot be populated with '6'; Std/Periodicals Co-Mailings is not supported.	.seg
4235	Alphanumeric Data Type Error: CSA Agreement ID must be an alphanumeric value in the .csm file.	.csm
4236	The .csm Postage Statement Mailing Date field values cannot span the proposed price change date; within a job these dates must either be all before or all after the current price change date.	.csm
4237	The .csm Scheduled Induction Date field is required when the .csm USPS Pick Up field is populated with N, the .csm Container Status field is populated with T and the .seg Full-service Participation Indicator field is populated with F or M.	.csm
4238	The .csm Scheduled Induction Time field is required when the .csm USPS Pick Up field is populated with N, the .csm Container Status field is populated with R and the .seg Full-service Participation Indicator field is populated with F or M.	.csm
4239	The .csm Scheduled Induction Time field is required when the .csm USPS Pick Up field is populated with N, the .csm Container Status field is populated with T and the .seg Full-service Participation Indicator field is populated with F or M.	.csm

Error Number	Mail.dat Client Error Message	Error Location
4240	The .csm Entry Point for Entry Discount - Facility Type field contains an invalid value; it cannot contain B, R, S or D when the .seg Class Defining Preparation field is 1.	.csm
4241	The .csm CSA Agreement ID field is required when the .seg Class Defining Preparation field is 1 and the .csm Container Level field is AK, AL, AM, AN, AO, AP or AQ for Mail.dat version 11-2 files.	.csm
4251	The STID portion of the Intelligent Mail Barcode in the .pdr file must match the .mpu Mail Piece Unit - Class.	Multiple Files
4254	The .csm Accept Misshipped field contains an invalid value, it must contain Y when populated.	.csm
4256	The .seg Class Defining Preparation must be populated with 1 when the .csm Container Level is populated with AK, AL, AM, AN, AO, AP, or AQ.	.seg
4257	The .seg Class Defining Preparation must be populated with 1 when the .cpt Content of Mail is populated with F.	.seg
4258	All .cpt records must have the .cpt Content of Mail set to F when at least one .cpt Content of Mail is set to F.	.cpt
4259	The .mpu Mail Piece Unit - Processing Category must be set to LT or FL when the .cpt Content of Mail is populated with F.	.mpu
4263	For eInduction processing, the .csm Label: IM/TM/ Container Or IM/TM/ Tray Barcode field must be populated when the .csm Container Type is P, H, A, G, D, R, C, or Z.	.csm
4264	For eInduction processing, the .csm Entry Point - Actual / Delivery - Locale Key field must be populated when the .csm Container Type is P, H, A, G, D, R, C, Z, M, T, O, E, F, S, 1, 2, 3, or L and the container is not a sibling.	.csm
4265	For eInduction processing, the .csm Label: IM/TM/ Container Or IM/TM/ Tray Barcode field must contain exactly 21 characters when the .csm Container Type is P, H, A, G, D, R, C, or Z.	.csm
4266	For eInduction processing, the .csm Label: IM/TM/ Container Or IM/TM/ Tray Barcode field must begin with '99M' when the .csm Container Type is P, H, A, G, D, R, C, or Z.	.csm
4269	Mail.dat file submissions with .hdr IDEAlliance Version 09-1 and a .csm Postage Statement Mailing Date after November 6, 2011 are not supported.	Multiple Files
4270	The .csm eInduction Indicator field contains an invalid value, it must contain Y when populated.	.csm
4271	The .par MPA - Unique Sequence/Grouping ID field must match the corresponding .mpa MPA - Unique Sequence/Grouping ID field.	.par
4272	The .csm Scheduled Induction Date field is required when the .csm USPS Pick Up field is populated with N, the .csm Container Status field is populated with R and the .seg Full-service Participation Indicator field is populated with F or M.	.csm
4273	The .mpa USPS Publication Number field cannot have leading zeroes.	.mpa
4274	The .mpa Permit Number field cannot have leading zeroes.	.mpa
4275	The .mpa Mail Owner's Lcl Permit Ref Num / Int'l Bill Num field cannot have leading zeroes.	.mpa
4276	When updating the .csm Container Status of a parent container to 'R', the .csm Container Status of all child containers must also be updated to 'R'.	.csm
4277	When the .csm Container Type field is set to V and the .csm Included In Other Documentation field is set to O or I, the job may not contain wasted or shorted piece data in the .pbc file.	.csm, .pbc

Error Number	Mail.dat Client Error Message	Error Location
4278	When the .csm Container type is set to S, 1, 2, 3, 4, or 5 and the .csm Included in Other Documentation is set to L, the .csm Parent Container Reference ID must reference a container whose .csm Container Type is A, B, C, D, G, H, P, R, U, W, or Z.	.csm
4279	When the .csm Container type is set to S, 1, 2, 3, 4, or 5 and the .csm Included in Other Documentation is set to L, the .csm Parent Container Reference ID must be populated.	.csm
4280	The STID portion of the Intelligent Mail Barcode in the .pbc file must match the .mpu Mail Piece Unit - Class.	Multiple Files
4281	The .csm Postage Statement Mailing Date cannot be set to a date on or after the upcoming price change date - {1}.	.csm
4282	Rate Category contains an invalid value; it must contain E, H, L1, L2, N, or S for MLOCR letters.	Multiple Files
4284	The .csm Container Type field contains an invalid value; it must contain 'P' for FSS Mixed Class mailings.	Multiple Files
4285	The .cqt Zone field contains an invalid value; it cannot be populated with 'D' or 'V' for Periodicals mailpieces for FSS Mixed Class mailings.	Multiple Files
4286	The .cqt Destination Entry field contains an invalid value; it cannot be populated with 'D' for FSS Mixed Class mailings.	Multiple Files
4287	The .mpu Mail Piece Unit – Weight field contains an invalid value; it must be less than or equal to 22oz for automation Periodicals mailpieces for FSS Mixed Class mailings.	Multiple Files
4288	The .mpu Mail Piece Unit – Weight field contains an invalid value; it must be less than or equal to 16oz for Standard Mail mailpieces for FSS Mixed Class mailings.	Multiple Files
4289	The .cqt Rate Category field contains an invalid value; it cannot be populated with 'A' for FSS Mixed Class mailings.	Multiple Files
4290	The .pqt Package Level field contains an invalid value; it cannot be populated with 'X' for Mixed Class mailings. Note: This is a configurable validation and will be defaulted to off.	Multiple Files
4291	The .csm Container Level field contains an invalid value; it cannot be populated with 'E' or 'F' for Mixed Class mailings. Note: This is a configurable validation and will be defaulted to off.	Multiple Files
4295	The .csm Entry Point for Entry Discount – Facility Type field contains an invalid value; it cannot be populated with 'J' for Mixed Class mailings.	Multiple Files
4296	The .csm Postage Statement Mailing Date field contains an invalid value; it cannot contain a date that is prior to the price change date when the .csm Container Type field is populated with 'E' or 'F' and the .pqt Package Level field is populated with 'X'.	Multiple Files
4297	The .cqt Zone field must be populated with L, V, S, D, or N when the .csm Accept Misshipped field is set to Y and the csm eInduction Indicator is set to Y.	Multiple Files
4299	An .oci file cannot be included in a mailing when the .csm Included In Other Documentation field is populated with O or I.	.oci
4303	The .mpa Account Number must be an active account on the <i>PostalOne!</i> and CAPS systems when the .mpa Account Number field is populated.	.mpa
4304	Required Field Missing: Job ID is a required field in the .ccr file.	.ccr

Error Number	Mail.dat Client Error Message	Error Location
4305	Alphanumeric Data Type Error: Job ID must be an alphanumeric value in the .ccr file.	.ccr
4306	Referential Integrity Error: The Job ID in the .ccr field does not match the Job ID in the .hdr file.	.ccr
4307	Required Field Missing: Component ID is a required field in the .ccr file.	.ccr
4308	Referential Integrity Error: The Component ID in the .ccr file does not have a corresponding Component ID in the .cpt file.	.ccr
4309	The .ccr Characteristic field contains an invalid value it must contain CT, RR, NF, DC, PS, RT, MI, NP, SS, MT, VV, VP, RE, PI, SB, OS, GS, or PP/	.ccr
4310	Record status contains an invalid value; it must be O, D, I or U.	.ccr
4311	The Closing Character must be populated with #.	.ccr
4312	Required Field Missing: Characteristic is a required field in the .ccr file.	.ccr
4313	Referential Integrity Error: There cannot be duplicate primary keys in the .ccr file (Component ID, Characteristic Type, Characteristic).	.ccr
4314	Record Status of the .ccr file does not match the Header File Status.	.ccr
4315	For .hdr File processing, the .hdr Component Characteristic Record Count must match the record count of the Component Characteristic file.	Multiple Files
4316	The .seg Class Defining Preparation contains an invalid value; it must be populated with '1' when the .mpu Mail Piece Unit – Rate Type is populated with V for First-Class Mail Election Mail.	Multiple Files
4317	The .mpu Mail Piece Unit – Processing Category contains an invalid value it must be populated with LT or CD when the .mpu Mail Piece Unit – Rate Type is populated with V for First-Class Mail Election Mail.	Multiple Files
4318	The .mpu Mail Piece Unit – Weight must be 3oz or less for First-Class Mail Election Mail Letters.	.mpu
4319	The .mpa Postage Payment Method contains an invalid value; it must be populated with P, L, C, M, S, or G for First-Class Mail Election Mail.	.mpa
4320	The .mpu Mail Piece Unit – Rate Type contains an invalid value; all .mpu Mail Piece Unit – Rate Types must be populated with V when at least one .mpu Mail Piece Unit – Rate Type is set to V.	.mpu
4321	For .cpt file processing, at least one .cpt Component – Rate Type must be populated with V when the .mpu Mail Piece Unit – Rate Type is populated with V for First-Class Mail Election Mail.	Multiple Files
4322	The .mpa Postage Payment Method must be set to P when the .seg Detached Mailing Label Indicator is populated with A or B.	Multiple Files
4323	The .mpa Postage Payment Method contains an invalid value: it must be populated with P, L, C, M, or G for Commercial Base First-Class Mail Package Service.	.mpa
4324	The .seg Detached Mailing Label Indicator contains an invalid value; it must contain A or B or blank.	.seg
4325	The .mpa Postage Payment Method contains an invalid value; it must contain P or G for Picture Permit Indicia.	.mpa
4326	The .mpu Mail Piece Unit – Class contains an invalid value; it must contain 1, 3, or 4 for Picture Permit Indicia.	.mpu
4327	The .cpt Component – Rate Type contains an invalid value Component – Rate Type of I for First-Class Permit Reply Mail is not valid for Picture Permit Indicia.	.cpt
4328	The .mpu Mail Piece Unit – Class contains an invalid value; it must contain 1, 2, 3, or 5 for Mobile Interactive Technology.	.mpu

Error Number	Mail.dat Client Error Message	Error Location
4329	Mail.dat original and update file submissions with .hdr IDEAlliance Version 11-1 and submission date on or after January 22, 2012 are not supported.	.hdr
4330	The .csm eInduction Indicator must be blank when the .csm Parent Container Reference ID is not populated and the .csm Container Type is set to S, V, 1, 2, 3, 4, 5, O, T, E, F, or L.	.csm
4331	The .seg Verification Facility Zip+4 must be populated when the .mpa Account Number is populated.	.seg
4332	For .ccr File Processing, there can be no characters in the .ccr file after the Closing Character.	.ccr
4335	The .seg Verification Facility Zip+4 must be populated with the same value in all .seg records when the .mpa Account Number is populated.	Multiple Files
4349	Rate Category contains an invalid value; it must contain E, H, L1, L2 or S for MLOCR Standard Mail letters.	.cqt
4351	Mail.dat 11-1 file submissions with .csm Postage Statement Mailing Date on or after January 22, 2012 is not supported.	.csm
4352	Mail.dat version 12-1 may not be submitted with a Postage Statement Mailing Date before %%1.	.csm
4353	The .mpa Mailer ID of Mail Owner and CRID of Mail Owner or .mpa Mailer ID of Mail Preparer and CRID of Mail Preparer fields must be populated when the .mpa Account Number field is populated.	.mpa
4354	For Mail.dat file processing, the .mpu Mail Piece Unit – Rate Type of V for Election Mail is not supported.	.mpu
4355	Mail.dat version 12-1 may not be submitted before %%1.	Multiple Files
4359	The .mpa Permit Number and Permit ZIP+4 of an Update submission must match the .mpa Permit Number and Permit ZIP+4 on the Origin Job.	.mpa
4360	When the .mcr Primary MPA ID field is populated with a .mpa MPA – Unique Sequence/Grouping ID that has a Postage Payment method of P, L, C or S, then the .mcr Additional Payment MPA ID field must be populated.	Multiple Files
4361	Date Data Type Error: When the .hdr Zone Matrix Date is populated, it must be a valid date formatted as YYYYMMDD.	.hdr
4366	Alphanumeric Data Type Error: Simplified Address Indicator must be an alphanumeric value in the .cqt file (when populated).	.cqt
4367	When the Primary MPA ID permit type is OM and the Postage Payment Method is S, L, C or M, then the Secondary MPA ID for Additional Postage permit type must be OI and the Postage Payment Method must be G.	.mpu
4368	Date Data Type Error: Presort Labeling List Effective Date must be a valid date formatted as YYYYMMDD in the .csm file. Use Date of 00010101 when the date value is not applicable.	.csm
4369	Required Field Missing: Presort Labeling List Effective Date is a required field in the .csm file. Use Date of 00010101 when the date value is not applicable.	.csm
4370	Date Data Type Error: Last Used Labeling List Effective Date must be a valid date formatted as YYYYMMDD in the .csm file.	.csm
4371	Required Field Missing: Last Used Labeling List Effective Date is a required field in the .csm file. Use Date of 00010101 when the date value is not applicable.	.csm

Error Number	Mail.dat Client Error Message	Error Location
4372	Date Data Type Error: Presort City-State Publication Date must be a valid date formatted as YYYYMMDD in the .csm file.	.csm
4373	Required Field Missing: Presort City-State Publication Date is a required field in the .csm file. <i>Use Date of 00010101 when the date value is not applicable.</i>	.csm
4374	Date Data Type Error: Last Used City-State Publication Date must be a valid date formatted as YYYYMMDD in the .csm file.	.csm
4375	Required Field Missing: Last Used City-State Publication Date is a required field in the .csm file. <i>Use Date of 00010101 when the date value is not applicable.</i>	.csm
4376	Date Data Type Error: Presort Zone Chart Matrix Publication Date must be a valid date formatted as YYYYMMDD in the .csm file.	.csm
4377	Required Field Missing: Presort Zone Chart Matrix Publication Date is a required field in the .csm file. <i>Use Date of 00010101 when the date value is not applicable.</i>	.csm
4378	Date Data Type Error: Last Used Zone Chart Matrix Publication Date must be a valid date formatted as YYYYMMDD in the .csm file.	.csm
4379	Required Field Missing: Last Used Zone Chart Matrix Publication Date is a required field in the .csm file. <i>Use Date of 00010101 when the date value is not applicable.</i>	.csm
4380	Date Data Type Error: Last Used Mail Direction Publication Date must be a valid date formatted as YYYYMMDD in the .csm file.	.csm
4381	Required Field Missing: Last Used Mail Direction Publication Date is a required field in the .csm file. <i>Use Date of 00010101 when the date value is not applicable.</i>	.csm
4382	The .seg Bypass Seamless Acceptance field is populated with an invalid value; it must contain Y when populated.	.csm
4383	The .csm Included in Other Documentation contains an invalid value; within an origin job, the .csm Included in Other Documentation field cannot contain both 'O' or 'I'.	.csm
4384	The .csm Included in Other Documentation contains an invalid value; in an origin job, the update cannot result in a mixture of 'O' and 'I'.	.csm
4385	Required Field Missing: Characteristic Type must be populated with 'C','I' or 'F' in the .ccr file.	.ccr
4386	The .ccr Characteristic Type field contains an invalid value; it must contain C, I, or F.	.ccr

Table D- 2. Mail.dat Client Warning Messages

This is a list of all the possible Mail.dat Client file validation warning messages from the Mail.dat Client. These will display in the Mail.dat client but will not reject the job.

Error Number	Mail.dat Client Warning Message	Error Location
---------------------	--	-----------------------

Error Number	Mail.dat Client Warning Message	Error Location
0569	For Full-Service Processing, the .csm Container Type field contains an invalid value; the .csm Container Type field must contain 1, 2, 3, 4, 5, S, F, O, T, or E for a Physical Handling Unit or B, U, V, W, Z, H, A, G, D, R, C, or P for a Physical Container when the .seg Logical/Physical Container Indicator is P.	.csm
4010	When .csm Container Status is populated with T, the only .csm fields that can be updated are the IM Container or Tray Barcode, 10-Character Container Barcode, Container ID, Reservation Number, FAST Scheduler ID, Scheduled Induction Date, Scheduled Induction Time, Scheduled Ship Date, Scheduled Ship Time, CSA Trip ID, USPS Pick Up, FAST Content ID, Entry Point - Actual/Delivery Locale Code, Entry Point - Actual/Delivery Postal Code, Stop Designator, and Truck Or Dispatch Number fields.	.csm
4121	The .csm Entry Point - Actual/Delivery - Locale Key must be populated with LOC followed by 6 alphanumeric characters when the .seg Full-Service Participation Indicator is F or M, .csm Container Status is R and the .csm Entry Point for Entry Discount - Facility Type is O, K, L, J, C, Q, or E.	Multiple Files
4127	If populated, the .csm Reservation Number must be populated with (1) a 10 digit value with the format nnnnn + R + mmdd (where n = numeric and mmdd = date of recurring appointment); (2) a 6 character value with the format nnnnn + R; or (3) a 9 digit numeric value between 100000000 and 999999999, when the .csm Container Status is R and the .seg Full-Service Participation Indicator is F or M.	.csm
4128	The .csm Entry Point - Actual/Delivery - Locale Key must be populated with LOC followed by 6 alphanumeric characters when the .csm Container Status is T, the .csm Entry Point for Entry Discount - Facility Type is O, K, L, J, C, Q, or E and the .seg Full-Service Participation Indicator is F or M.	Multiple Files
4387	The .csm Entry Point Actual/Delivery Locale Key provided in Container ID %%1 does not match any locale key in the active Mail Direction File.	.csm
4388	The .csm Entry Point Actual/Delivery Locale Key provided for Container %%1 does not match a locale key in the Mail Direction File for Class %%2, Processing Category %%3, Entry Point – Actual/Delivery Postal Code %%4 and deepest entry discount %%5 claimed in the .cqt file for that container.	Multiple Files
4389	The .ccr Characteristic field contains an invalid value; it must contain CT, RR, NF, DC, PS, RT, MI, NP, SS, MT, VV, VP, RE, PI, SB, IV, OS, GS, or PP.	.ccr

Mail.dat Server Errors

Server validation errors are thrown in the database after a job validates and uploads successfully through the Mail.dat Client application. These errors are thrown when a job contains invalid combinations of data. The server validations include, qualification report generation checks, and postage statement generation checks that are not performed through the Mail.dat Client Application.

Table D-3. Mail.dat Server Error Messages

This is a list of all the possible Mail.dat server validation error messages from the Database. Note text in brackets [] is explanatory and does not appear in the error message.

Error Number	Mail.dat Server Error Message	Error Location
3553	Cannot Cancel/Delete Job due to equivalent component references.	.cpt
7000	The Sum of CQT pieces/copies do not match the pieces/copies of the associated CSM record.	Multiple Files
7001	The CQT number of pieces do not match the CQT number of copies.	.cqt
7002	The PQT number of pieces do not match the PQT number of copies.	.pqt
7003	The parent CSM number of pieces does not match the sum of all child CSM pieces.	.csm
7004	The parent CSM weight does not match the sum of all child CSM weights.	.csm
7005	The IMR number of pieces does not match the CSM number of pieces.	Multiple Files
7006	Referential Integrity Error: For each .cqt and .pdr CQT Database ID, the number of .pdr records whose .pdr "Wasted or Shortage Piece" Indicator is set to W, S, or blank must equal the .cqt Number of Pieces, the .cqt Number of Copies, or a value in between the .cqt Number of Pieces and .cqt Number of Copies.	Multiple Files
7007	A valid finance number could not be found for the MPA Permit Zip+4.	Qual Report
7011	Qual report was not generated.	Qual Report
7012	A Shortage/Spoilage adjustment was attempted on an already finalized postage statement. Adjustment could not be made.	Postage Statement
7013	The PDR Shortage/Spoilage adjustment could not be covered by the associated postage statement. Adjustment could not be made.	Postage Statement
7014	The PAR Shortage/Spoilage adjustment could not be covered by any existing un-finalized postage statement. Adjustment could not be made.	.par
7017	Parent container does not exist.	.csm
7018	<i>PostalOne!</i> encountered an internal error during Mail.Dat file load. This will automatically be re-attempted.	File Load
7019	<i>PostalOne!</i> encountered internal errors during Mail.Dat file load. Please contact <i>PostalOne!</i> application support for assistance.	File Load
7020	<i>PostalOne!</i> encountered an internal error during Mail.Dat validations. This will automatically be re-attempted.	Multiple Files
7021	<i>PostalOne!</i> encountered internal errors during Mail.Dat validations. Please contact <i>PostalOne!</i> application support for assistance.	Multiple Files
7022	<i>PostalOne!</i> encountered an internal error during the Qualification Report generation process. This will automatically be re-attempted.	Qual Report
7023	<i>PostalOne!</i> encountered internal errors during the Qualification Report generation process. Please contact <i>PostalOne!</i> application support for assistance.	Qual Report
7024	<i>PostalOne!</i> encountered an internal error during the Postage Statement Generation process. This will automatically be re-attempted.	Postage Statement
7025	<i>PostalOne!</i> encountered internal errors during the Postage Statement Generation process. Please contact <i>PostalOne!</i> application support for assistance.	Postage Statement
7026	Invalid Rate Category/Destination Entry combination.	Postage Statement
7027	A First Class statement failed to account for all pieces. Expected: {0}, mapped: {0}.	Postage Statement
7028	A Standard Mail statement failed to account for all pieces. Expected: {0}, mapped: {0}.	Postage Statement

Error Number	Mail.dat Server Error Message	Error Location
7029	A Package Services statement failed to account for all pieces. Expected: {0}, mapped: {0}.	Postage Statement
7030	A Periodical or Pending Periodical statement failed to account for all pieces. Expected: {0}, mapped: {0}.	Postage Statement
7031	Invalid Rate Category/In-County Out-County Indicator for Periodical Postage Statements. Invalid Postage Statement Values - <list postage statement values>.	Postage Statement
7032	Invalid Rate Category used for a Non-Incidental Enclosure Postage Statement. Invalid Rate Category - <list postage statement values>.	Postage Statement
7033	The preparer permit is not properly linked to the user. No valid preparer permit found. User Seq No: <XXXXXX>, Finance: <XXXXXX>.	Qual Report
7034	The permit/publication number in MPA does not exist for this finance number. Permit/pub number: <XXXX>, Finance: <XXXXXX>.	Qual Report
7042	The duplicate tray barcode percentage is more than the threshold for <Container Barcode>, actual: <XX.XX>, threshold: <XX>.	.csm
7046	Total Weight of Host CPT exceeds 20 ounces.	.cpt
7047	When the Container and Bundle Charge Method field is populated with 2, the MPA ID for Container and Bundle Charge Method field in the .seg file must match an MPA ID in the .mpa file in order to generate Section D (Bundle) Lines on a Postage Statement.	Postage Statement
7048	When the Container and Bundle Charge Method field is populated with 2, the MPA ID for Container and Bundle Charge Method field in the .seg file must match an MPA ID in the .mpa file in order to generate Section E (Container) Lines on a Postage Statement.	Postage Statement
7050	Mailer local permit number not found or not active, for finance number - {0}.	.mpa
7051	An Error was Encountered during Job Status Load.	Job Status Load
7052	Maximum re-submit attempts; errors encountered during job status load.	Job Status Load
7053	Segment Container/Bundle Charge Method 1 is not fully supported and requires manual entry of a container and bundle statement for the third party payer.	.seg
7054	The service level indicator for all cqt records should be F when the full-service indicator in SEG file is F.	Multiple files
7055	The service level indicator for at least one cqt record should be F when the full-service indicator in SEG file is M.	Multiple files
7056	The service level indicator for cqt records should be only O, B, or P when the full-service indicator in SEG file is blank.	Multiple files
7057	The postage statement for this job has been frozen. Once a postage statement is frozen, containers within that postage statement cannot be canceled.	Multiple files
7058	Cannot update records whose Record Status is set to O.	.hdr
7059	The .csm Label:IM Container or Tray Barcode must be unique below the configurable threshold when the .csm Container Status is R or T and the .cqt Service Level Indicator is F for the specified .csm Container ID.	Multiple Files
7060	The .pdr IM Barcode must be unique below the configurable threshold (0.5%) when the .csm Container Status is R and the .cqt Service Level Indicator field is F for the specified .csm Container ID.	Multiple Files
7061	The .pbc Barcode ID must be unique below the configurable threshold (0.5%) when the .csm Container Status is R and the .cqt Service Level Indicator field is F for the specified .csm Container ID.	.pbc

Error Number	Mail.dat Server Error Message	Error Location
7063	The PBC Shortage/Spoilage adjustment is greater than the postage on the associated postage statement. Adjustment could not be made.	.pbc
7068	Submission date must be within 30 days of the Postage Statement Mailing Date. The System will only support Transportation Update with Container Status T.	.csm
7078	The total postage on the lines for a postage statement does not match the total on the statement's header.	Postage Statement
7079	There were duplicate postage statement lines (Section: '%', Line Number '%') generated for a postage statement with Mail Class (%)	Postage Statement
7081	A Pending periodical statement failed to account for all pieces on the standard postage lines.	Postage Statement
7082	For eInduction processing, the .csm Label: IM Container Or IM Tray Barcode field for IMcb(s)/pallets must be unique within the submitted job and amongst all containers associated to the .seg eDoc Sender CRID value that were finalized within the last 45 days.	.csm
7083	For eInduction processing, the .csm Label: IM Container Or IM Tray Barcode field for IMcb(s)/pallets must be unique within the submitted job and amongst all containers finalized within the last 45 days	.csm
7085	There are more than one origin entry offices for the CPP permit. There must be only one origin entry office for a mailing with a CPP permit.	Multiple Files
7090	[After Release 28 on November 6, 2011:] For Full-Service IMR records, the sum of the .imr IM Barcode Upper Serialization minus the .imr IM Barcode Lower Serialization plus one must be between the smaller of the sum of Full-Service .cqt Number of Pieces or Number of Copies and 5% more than the larger of the sum of Full-Service .cqt Number of Pieces or Number of Copies.	Multiple Files
7090	[Before Release 28 on November 6, 2011:] For Full-Service IMR records, the sum of the .imr IM Barcode Upper Serialization minus the .imr IM Barcode Lower Serialization plus one must be between the smaller of the sum of Full-Service .cqt Number of Pieces or Number of Copies and 20% more than the larger of the sum of Full-Service .cqt Number of Pieces or Number of Copies.	Multiple Files
7091	For eInduction processing, the .csm Label: IM™ Container Or IM™ Tray Barcode field must be unique within the submitted job.	Multiple Files
7092	Referential Integrity Error: The Total Number of Copies from all .pqt child handling unit records must equal the .cqt parent records Number of Copies	Multiple Files
7093	Referential Integrity Error: The number of child .pdr records must equal a count between the Number of Pieces and the Number of Copies in the parent .csm file	Multiple Files
7094	Referential Integrity Error: The .imr Piece Count must equal a count between the .csm parent record's Number of Pieces and Number of Copies.	Multiple Files
7115	Referential Integrity Error: The number of child .pbc records must equal a count between the Number of Pieces and the Number of Copies in the parent .csm file.	Multiple Files

Table D-4. Mail.dat Server Warning Messages

This is a list of all the possible Mail.dat server validation warning messages from the Database. Note text in brackets [] is explanatory and does not appear in the error message.

Error Number	Mail.dat Server Warning Message	Error Location
7035	PDR Spoilage and Shortage cannot be applied to periodical statements.	.pdr
7036	PBC Spoilage and Shortage cannot be applied to periodical statements.	.pbc
7040	The average piece count in IMR is less than the threshold, Avg count: <XX.XX>, Threshold: <XXX>	.imr
7062	The .imr IM Barcode Upper Serialization and .imr IM Barcode Lower Serialization Number cannot be equal to or in between any .imr IM Barcode Upper Serialization Number and .imr IM Barcode Lower Serialization Number for a specified .imr Container ID within the .imr file above the configurable threshold (##%) when the .csm Container Status is R and the .imr Service Level Indicator is F or M.	.imr
7077	[Warning message will be removed in Release 28 on November 6, 2011.]The .imr IM Barcode Upper Serialization minus the .imr IM Barcode Lower Serialization Number plus one must equal the .imr Piece Count for the specified .imr Container ID when the .csm Container Status is R and the .seg Full-Service Participation Indicator is F or M.	.imr
7084	There are zero origin entry offices for the CPP permit. There must be one entry office for a mailing with a CPP permit.	Postal Service Permit Data
7125	The 3 Digit/5 Digit Container Division for .cqt Database ID %%1 does not match the active labeling list information provided in Container ID %%1 with Container Destination Zip %%1.	.mpu, .csm, .cqt
7126	The Container Destination Zip for container %%1 does not match an active labeling list information based on the labeling list data retrieved for Postage Statement Mailing Date of %%1.	.cms, .mpu
7127	The label information provided does not match the information in the active Mail Direction File.	.csm, .mpu

Mail.dat Pre-Validation Errors:

Pre-Validation errors are thrown prior to client side validations. These errors are thrown when data is setup incorrectly and does not meet the minimum requirements to begin client side validations.

Table D-5. Mail.dat Pre-validation Error Messages

This is a list of all the possible Mail.dat pre-validation error messages from the Mail.dat Client application.

Error Code	Mail.dat Pre-validation Error Message	Error Location
N/A	A <file name> was specified in the hdr file but cannot be found.	Multiple Files
N/A	Error loading Mail.dat specification. (This error occurs for several reasons one being a Mail.dat version that is not supported.)	Multiple Files
N/A	Your account does not have access eDoc Sender CRID:: <XXXXXXXX>	.seg

Error Code	Mail.dat Pre-validation Error Message	Error Location
N/A	The eDoc Sender CRID in the <XXXXXXXX> job does not match the eDoc Sender CRID in the Original job.	.seg
N/A	The following files were specified in the hdr file but cannot be found: <files>	Multiple Files
4044	The .csm Postage Statement Mailing Date field values cannot span the price change date; within a job these dates must either be all before or all after [the price change].	.csm
0591	For File Updates Processing, an original Mail.dat must have been submitted before an update can be made.	Updates
0594	This job cannot be deleted because of an associated finalized postage statement.	Deletes
0596	For File Updates Processing, .hdr Mail.dat Version must match between the original job and update job submitted.	Updates
3623	<File name> File status <status> does not match the header file status <status>.	.hdr
3624	The original job getting inserted already exists.	Multiple Files
3625	Header Historical Sequence Number must be decremented for any updates to the job.	.hdr
3673	The job submitted is currently being processed.	Multiple Files
3997	The .hdr User License Code is required for all job submissions.	.hdr
4034	An .imr file and .pdr file cannot be submitted in the same Mail.dat job.	Multiple Files
N/A	Mail.dat file submissions with .hdr IDEAlliance Version 08-2 are no longer supported.	.hdr
N/A	.csm file must be included for this submission.	.csm

Appendix E. Periodicals Procedures

This Appendix contains the procedures for using the Ad % Basis, the edition weight worksheet, the advertising percentage worksheet, and the Centralized Periodicals Payment CPP payment request.

Ad % Basis

If your advertising percentage calculation already determines the advertising percentage of an edition populate the advertising percentage on only one component and do not populate the Ad % Basis . For mailers using several components where each carries their own advertising percentage the Ad % Basis is required for each of these components. The Component (CPT) Ad % Basis is only required when there are multiple components with an Periodical Ad% Treatment value of S. The Ad % Basis value must be greater than zero for each component with an Periodical Ad% Treatment value of S if there are multiple components with an Periodical Ad% Treatment value of S. Sample calculations are provided to relate the calculation of the Ad % Basis to each of the acceptable methods of advertising percentage measurement. The following excerpt is from the Periodicals Course offered by the NCSC and available to both postal personnel and customers. The sample calculations using Mail.dat data are inserted for this technical specification. The method selected must be applied to the entire publication. Attempts to combine methods will result in the wrong conclusion. The sample calculations provided here are consistent with the three methods as described in the DMM 707.17.4.5 Measuring Advertising.

The DMM 707.17.4.5 Measuring Advertising states: The total advertising and nonadvertising portions may be determined by column inches, square inches, pages, or by another recognized unit of measure if the same unit of measure is used for both portions. One full page of advertising must equal one full page of nonadvertising regardless of the amount of blank space between each advertisement or nonadvertising article on a page. If measured in column inches, nonadvertising inches are determined by subtracting the total measured advertising inches from the total column inches of the publication. A blank page, portion of a page, or blank border or margin is counted as advertising if consideration was received for the whole page, the blank portion, or the blank border or margin. The border of a page is otherwise considered neither advertising nor nonadvertising and is not measured, but it is included in the total weight of the publication for purposes of postage calculation. When measuring nonrectangular sheets, the measurement is based on the smallest rectangle that could contain the irregular sheet; exact measurement is not attempted. When two or more sheets are permanently glued together to form a single sheet, the surface area of the resulting sheet (front and back) is included when measuring the advertising or nonadvertising portion.

Method One: Page Measurement

Step One: Establish total number of pages of publication. Count all pages to arrive at the total number of pages in the periodical

Step Two: Establish total pages of advertising.

Count all full, half and quarter pages of advertising

Add all segments to determine the total number of pages devoted to advertising

Step Three: Establish percentage of advertising. Divide the advertising pages by the total pages to arrive at the advertising percentage

Only a few publications are designed to allow advertising to be calculated by this method.

Example Calculation for Method One Page Measurement:

A publication has two components: the main book (40 pages) with 45.12% advertising and a half page

advertising blow-in printed on one side with 100% advertising. Ignore the decimal point stated in the Mail.dat file. Use pages times 10 as the basis. The multiplier 10 is arbitrary and could be whatever the publisher desired so long as it does not introduce round off error and is used consistently for all components describing the edition or mail piece unit. Set the value of ad percent basis to $40 \times 10 = 400$ for the main book and $0.5 \times 10 = 5$ for the component. The advertising percentage for the edition is ad percent basis for the main book multiplied by ad percent for the main book plus ad percent basis for the blow in multiplied by ad percent of the blow in all divided by the sum of the ad percent basis. $(400 \times 45.12 + 5 \times 100.00) / (400 + 5) = 45.80$.

Method Two: Column Inch

In publications that do not have numerous supplements the column inch method provides an easy way to measure advertising.

Examine the periodical to determine the average number of columns per page. This number becomes the standard for the entire publication. All pages will be measured by this standard even if they have a different number of columns.

For example: a periodicals publication has 12 pages. 8 pages have 2 columns, 2 pages have one column, 1 page has 15 columns and the last page has 8 columns. The average number of columns in this publication is 2.

Step One: Establish total column inches of publication

Pick a page that has the standard number of columns

Measure the length of the printed surface of a column on that page and multiply this number by the number of columns on the page. This establishes the number of column inches per page

Multiply the number of column inches per page by the number of pages in the publication. This is the total inches in the publication

Step Two: Establish total column inches of advertising

Measure the length of each advertisement on each page of the publication

Add all advertising inches for the total advertising inches in the publication.

Step Three: Establish percentage of advertising. Divide the total advertising inches by the total column inches to arrive at the advertising percent for the publication

Example Calculation for Method Two Column Inch:

A publication has two components: the main book (40 pages with two standard columns 9" long = 18"/page) with 45.12% advertising and a half page (two columns times 0.5 pages times 18 inches) advertising blow-in printed on one side with 100% advertising. Ignore the decimal point stated in the Mail.dat file. Use column inches as the basis. Set the value of ad percent basis to $40 \times 18 = 720$ for the main book and $0.5 \times 18 = 9$ for the component. The advertising percentage for the edition is ad percent basis for the main book multiplied by ad percent for the main book plus ad percent basis for the blow in multiplied by ad percent of the blow in all divided by the sum of the ad percent basis. $(720 \times 45.12 + 9 \times 100.00) / (720 + 9) = 45.80$.

Method Three: Square inch

The square inch method provides us with the most accurate measurement. This method is most suitable when the printed pages of a publication are of a variety of column lengths and widths or if there are a large number of supplements of various sizes in the publication.

Step One: Establish total square inches of publication

Choose any page of the publication except the front page

Measure the length and width of the columns on the page

Multiply the length of the columns by the width to arrive at the total square inches on a page

Multiply the total square inches on the page by the number of pages to determine the total square inches in the publication

Step Two: Establish total square inches of advertising

Measure the length and width of the advertising on each page

Multiply the length by the width of the ads to arrive at the square inches

Repeat this process until all of the advertising on each page in the publication has been measured

Add all the advertising square inches to determine the total advertising inches in the publication

Step Three: Establish percentage of advertising. Divide the total advertising inches by the total square inches in the publication to determine the advertising percentage

Example Calculation for Method Three Square Inches:

A publication has two components: the main book (40 pages with two standard columns 9" long and 3" wide = 54 square inches/ page) with 45.12% advertising and a half page (one column 7" wide by 4" long = 28 square inches) advertising blow-in printed on one side with 100% advertising. Ignore the decimal point stated in the Mail.dat file. Use square inches as the basis. Set the value of ad percent basis to $40 \times 54 = 2160$ for the main book and 28 for the component. The advertising percentage for the edition is ad percent basis for the main book multiplied by ad percent for the main book plus ad percent basis for the blow in multiplied by ad percent of the blow in all divided by the sum of the ad percent basis. $(2160 \times 45.12 + 28 \times 100.00) / (2160 + 28) = 45.82$. In this case the advertising percentage 45.82 is more accurate because the exact square inches were used for the blow in advertising.

Ad % Basis and the Mail.dat file

Advertising percentage previously at the mailpiece level (in prior Mail.dat versions) is at the component level. Furthermore to find an average advertising percentage to define the edition having multiple components an advertising basis was introduced. The advertising basis is freely definable by the publisher to correspond to page measurement, column inch measurement or square inch measurement.

However, in the postage calculation the advertising percentage in decimal format is multiplied by the weight of the edition to define the advertising pounds as distinct from the editorial pounds (weight of edition that is not included in the advertising pounds). See DMM sections 707.2.1.4 and 707.2.1.5.

The Mail.dat Component field ad percentage treatment of a component must have the value S for that component to be included in the ad percent calculation.

The default values (used when the field is left blank in the Mail.dat file) are for advertising percentage 0.00, for Ad percent treatment S, and when Ad percent treatment is S for Ad percent basis 100.

Since the ad percent basis is not a column in the ad percent worksheet, the ad percent basis cannot be changed except by sending an update to the Mail.dat file.

Advertising Percentage Treatment

The following values are allowed for the Component Periodical Ad% Treatment depending on the Component Advertising Percent value. For Periodicals, CPT *Periodical Ad Percentage* greater than or equal zero and less than or equal 100.00 is required if this field is S. If Component – Periodical Ad Percentage is blank, Periodical Ad% Treatment must Blank, B or N. If Component – Periodical Ad Percentage is zero, Periodical Ad% Treatment must Blank, B, N or S. If Component – Periodical Ad Percentage is greater than zero, Periodical Ad% Treatment must be B, N or S. Only components with a Periodical Ad% Treatment value of S will be allowed updates in the Advertising Percentage Worksheet. **Note:** The Component file Ad % Basis value is required and must be greater than zero for each component with an Periodical Ad% Treatment value of S if there are multiple components with an Periodical Ad% Treatment value of S.

Component - Periodical Ad Percentage Value	Allowable Component file: Periodical Ad % Treatment Values
Blank	Blank, B or N
Zero	Blank, B, N or S
Greater than zero	B, N or S

Edition Weight Worksheet

The edition weight worksheet is available for all Periodicals and pending Periodicals mailings.

Mail Owners and Mail Preparers can now view a new Edition Weight Worksheet that replaces the Piece-Weight Information link. **The USPS Verified weight is entered by the USPS acceptance personnel and is used to calculate the postage.** The Edition Weight Worksheet can be downloaded in PDF (.pdf), Excel (.xls) or CSV (.csv) formats.

The edition weight worksheet is based on Component (CPT) weight. Initial Weight is calculated by Mail.dat processing by adding the component weights for all components (CPT) associated with the mail piece unit (MPU) via the MPU/C Relationship (MCR) file where those components contribute to the copy weight according to Periodicals postage calculation rules. Subsequent updates to component weights in the Edition Weight Worksheet trigger recalculation of the copy weight by the same method as the initial calculation. Equivalent component weights allow mailers to identify components as having an identical weight as another component. The worksheets support and allow modification of these equivalent relationships and values. The calculated weights are used to update the Postage Statements.

Once Weights and/or advertising percentage values are changed, overrides are set so that any subsequent updates through Mail.dat using the same mailpiece use the new weights and advertising percentage values from the worksheets.

Advertising Percentage Worksheet

The advertising percentage worksheet is available for all Periodicals and pending Periodicals mailings.

When Periodicals Postage Statements are submitted via Mail.dat, Mail Owners and Mail Preparers can now update the advertising percentage and view the Advertising Percentage Worksheet. Updating the advertising percentage will be allowed for postage statements in estimated or update stages. **The final Advertising Percentage is used to calculate postage.** The Advertising Percentage Worksheet can be downloaded in PDF (.pdf), Excel (.xls) or CSV (.csv) formats.

Initial advertising percentage for the Mail Piece Unit comes from Mail.dat processing and is derived using the following rules:

1. When multiple components make up a mailpiece the advertising percentage is calculated from the component Advertising Percentage, Advertising Percentage Treatment, and Ad % Basis values. All components with Periodical Ad% Treatment= S are used to calculate the advertising percentage using the following formula $(\text{Component_AD\%} \times \text{Component_AD\%_Basis}) / \text{Total_AD\%_Basis}$ which is calculated against each component and the results are added together. Where Total_AD%_Basis is the sum of all Ad % Basis values for all components with AD % Treatment = S.
2. When only one component makes up a mailpiece the Component Advertising Percentage is used without any consideration of Advertising Percentage Treatment, and Ad % Basis values.

Subsequent values are calculated for updates to the advertising percentage worksheet using the same formulas as in (1) and (2) above. Only components with a Periodical Ad% Treatment value of S will be allowed updates in the Advertising Percentage Worksheet. Note: the Ad % Basis values are not available for update in the Advertising Percentage Worksheet. Equivalent component advertising percentages allow mailers to identify components as having an identical advertising percentage as another component. The worksheets support and allow modification of these equivalent relationships and values. The calculated advertising percentages are used to update the Postage Statements.

Once Weights and/or advertising percentage values are changed overrides are set so that any subsequent updates through Mail.dat using the same mailpiece use the new weights and advertising percentage values from the worksheets.

Periodicals Postage – Additional Features

The postage statement register, postage statement register – entry facility detail, the version summary report, the listing by mailing date, and the entry facility listing by mailing date are available to all Periodicals mailers.

The link to access the periodicals postage statement register and its drilldowns is available on the postage statement when a consolidated postage statement is generated. A consolidated postage statement is generated when one of the postage statement generation variables (see Table - Key Periodicals Postage Statement Consolidation Fields) triggers the creation of child postage statements. The link to access the periodicals postage statement register will not be active when the postage statement generation variables are identical within a mailing and the postage statement created is not consolidated.

The Issue level postage statement totals the issue level postage for all Periodicals postage statements submitted via the acceptance office entry, Postal Wizard entry, or Mail.dat entry. Postage statements via Mail.XML entry will be included in the issue level postage.

Consolidated Payment functionality is available to replace the Centralized Postage Payment for Periodicals Mailers (CPP) program. The system allows CPP customers to consolidate multiple Mail.dat jobs for a particular publication and issue at a single acceptance office [Detached Mail Unit (DMU) or Business Mail Entry Unit (BMEU)] for payment. To use this feature, the CPP customer must have a CPP Agreement on file with the Pricing and Classification Service Center (PCSC). The customer must maintain on deposit, the amount of escrow funds indicated in the agreement and follow all other requirements of Publication 406 Guide to the Centralized Postage Payment (CPP) System for Periodicals Mail. For CPP mailings with enclosures, both the periodical statement and the enclosure statement are set to FPP (Finalized Pending Payment) upon finalization by a postal employee. These enclosures will be

paid with the rest of the mailing at the scheduled payment date. Additionally, mailers can select enclosure statements when scheduling payment requests.

Instructions on how to access the Edition Weight Worksheet, the Advertising Percentage Worksheet and the additional features described in this section are in the User Access to Electronic Mailing Information and Reports Guide available on <http://ribbs.usps.gov/index.cfm?page=intellmailguides> and eDoc Process: A Guide for CPP Customers available on http://ribbs.usps.gov/intelligentmail_guides/documents/tech_guides/eDocProcessforPublishers.pdf.

Standard Mail Postage for Pending Periodicals

For Mail.dat file submissions of Periodicals letters or flats during the pending period, Periodicals postage statements shall be mapped to the Standard Mail postage statement to determine postage due during the pending Period. For Mail.dat file submissions of Periodicals Parcels, the postal clerk enters the amount of pending postage due according to the PS Form 3605 supplied by the mailer. For letters and flats, the amount of postage due appears on the Periodicals postage statement and the system does not generate the detailed PS Form 3602 Standard Mail postage statement.

Appendix F. Customer/Supplier Agreement Procedures

This Appendix contains the procedures on key fields that need to be identified when applying a Customer/Supplier Agreement (CSA) to the electronic documentation. These fields should match to the specific separation line entry for a given CSA ID. Upon Mail.dat postage statement finalization, the CSA Status must be Active and apply to a date on when the CSA is effective.

Following table illustrates key fields considered when applying the CSA to the Mail.dat.

Table F- 1. CSA Data Integration with Mail.Dat

No	CSA	Mail.dat		Notes
	Field Name	File	Field Name	
1	CSA ID	Segment (SEG)	CSA Agreement ID	This is assigned a numeric value by the Postal Service. Do not use leading zeros.
2	Mail Class	Segment (SEG)	Class Defining Preparation	
3	Processing Category	Segment (SEG)	Principal Processing Category	
4	Processing Code	Container Summary (CSM)	Container Level Code	Does not apply for periodicals
5	Facility Locale Key	Container Summary (CSM)	Entry Point - Actual/Delivery - Locale Key	Locale Key should be provided in Mail.dat
6	Day of Week	Container Summary (CSM)	A) Scheduled Induction Date (applies only for BMEU & DMU-Verified Mailer Transported); B) Scheduled Ship Date (applies only for DMU-Verified USPS Transported)	The Date provided in the CSM record should fall within the Day of Week provided in the CSA.
9	Container Destination ZIP	Container Summary (CSM)	Container Destination ZIP	A) Does not apply for Air Separations B) CSM Container Destination ZIP must fall within the separation provided for the CSA. For example, '22202' CSM Container Destination ZIP can apply to 3 digit CSA Container Destination ZIP range of '200-250'
10	Recurring Appointment Seq ID	Container Summary (CSM)	Reservation Number	Only applies for DMU-Verified Mailer Transported Note: Reservation Number can also be provided as an transportation update upon mail verification

No	CSA	Mail.dat		Notes
	Field Name	File	Field Name	
11	Trip Number	Container Summary (CSM)	CSA Trip ID	Only applies for DMU-Verified USPS Transported or Unscheduled Trip

Appendix G. Mapping Mail.dat Fields to Postage Statements

This Appendix displays the mappings of the Mail.dat fields to the postage statements. The four postage statements available for a Mail.dat submission are the PS Form 3600 First-Class and Priority Mail, the PS Form 3602 Standard Mail, the PS Form 3605 Package Services, and the PS Form 3541 Periodicals Mail.

The following tables for each class list the validated minimum and maximum weights for each postage statement section.

Weight Validations

The following tables for each class list the validated minimum and maximum weights for each postage statement section.

First Class Mail

If there are no enclosures, the piece weight used to calculate pound postage for First-Class Mail is taken from the MPU file Mail Piece Unit – Weight field. If there are enclosures, the piece weight used to calculate pound postage for First-Class Mail is taken from the sum of the components.

Processing Category	.cqt Rate Category	Section Label	Min Wt.	Max Wt.
Cards	E = 5-Digit Barcode	Automation Prices	0 oz.	3.5oz
Letters	H = 3-Digit Barcode L1 = AADC BC L2 = Mixed AADC BC			
Letters (Reply Rides Free)	E = 5-Digit Barcode H = 3-Digit Barcode L1 = AADC BC L2 = Mixed AADC BC	Automation Prices	> 1oz	2oz
Flats	E = 5-Digit Barcode H = 3-Digit Barcode L3 = ADC BC L4 = MxADC BC	Automation Prices	0 oz.	13oz
Cards	N = Basic Presort	Non Automation Prices	0 oz.	3.5oz
Letters	S = Single Piece			
Flats	N = Basic Presort S = Single Piece	Non Automation Prices	0 oz.	13oz
Parcel, First Class	G = 5D Non Barcode K = 3D Non Barcode L5 = ADC Non-BC L6 = MxADC Non - BC S = Single Piece	Non Automation Prices	0 oz.	13oz
Parcels,	N/A	Commercial Plus	3.5oz	16oz

Processing Category	.cqt Rate Category	Section Label	Min Wt.	Max Wt.
First Class (Commercial Plus)			(Can be equal to 3.5oz)	(Can not equal 16oz)
Letters (Repositionable Notes)	S = Single Piece	Reposition-able Notes	0 oz.	3.5oz
Cards (Repositionable Notes)				
Flats (Repositionable Notes)	S = Single Piece	Reposition-able Notes	0 oz.	13oz

Periodicals and Pending Periodicals

The piece weight used to calculate pound postage for Periodicals mail is calculated by summing the components CPT file Component – Weight related to the MPU ID by the MCR file. This piece weight may be later updated by the Edition Weight worksheet described in Appendix E. For Periodicals Mail the advertising percentage is calculated by summing the components CPT file Component - Periodical Ad Percentage related to the MPU ID by the MCR file. This advertising percentage may be later updated by the Advertising Percentage worksheet described in Appendix E.

Processing Category	Flat Machinability	Min Wt.	Max Wt.
Flats	Y = Machinable on ASFM 100	0 oz.	22oz
	U = Machinable on USFM 1000	0 oz.	4.4lbs
Letters	N/A	0 oz.	16oz

Standard Mail

If there are no enclosures, the piece weight used to calculate pound postage for Standard Mail is taken from the MPU file Mail Piece Unit – Weight field. If there are enclosures, the piece weight used to calculate pound postage for Standard Mail is taken from the sum of the components.

Processing Category	.cqt Rate Category	Section Label	Min Wt.	Max Wt.
Letters	E = 5-Digit Barcode H = 3-Digit Barcode L1 = AADC BC L2 = Mixed AADC BC	Automation Letters	0 oz.	3.5oz
Letters	L7 = AADC Non-BC L8 = MxAADC Non-BC	Non Automation Letters	0 oz.	3.3oz
Letters	G = 5D Non Barcode	Non Automation Letters	0 oz.	16oz

Processing Category	.cqt Rate Category	Section Label	Min Wt.	Max Wt.
	K = 3D Non Barcode L5 = ADC Non-BC L6 = MxADC Non – BC			
Letters	A = Saturation – ECR B = High Density – ECR O = CR – Barcode	Carrier Route Letters	0 oz.	3.5oz
Letters	A1 = Non Automation Saturation – ECR B1 = Non Automation High Density – ECR D1 = Non Automation Basic Carrier Route	Carrier Route Letters	0 oz.	16oz
Flats	E = 5 Digit Barcode H = 3 Digit Barcode L3 = ADC BC L4 = MxADC BC	Automation Flats	0 oz.	16oz
Flats	G = 5D Non Barcode K = 3D Non Barcode L5 = ADC Non-BC L6 = MxADC Non – BC	Non Automation Flats	0 oz.	16oz
Flats	A = Non Automation Saturation – ECR AF = Sat-ECR Ltr (Pd Flt) B = High Density – ECR D = Carrier Route	Carrier Route Flats	0 oz.	16oz
Not Flat – Machinables	N5 = NDC N6 = Mixed NDC NG = 5 Digit NK = SCF	Not Flat – Machinables	0 oz.	16oz
Parcels	A = Saturation – ECR B = High Density – ECR D = Carrier Route	Carrier Route Parcels	0 oz.	16oz
Machinable Parcels	PQ = NDC – Machinable PR = Mixed NDC – Machinable	Machinable Parcels	0 oz.	16oz

Processing Category	.cqt Rate Category	Section Label	Min Wt.	Max Wt.
	PE = 5 – digit Machinable			
Irregular Parcels	P7 = NDC P8 = Mixed NDC PI = 5-Digit PM = SCF	Irregular Parcels	0 oz.	3.3oz
Irregular Parcels	P5 = NDC – Non Machinable P6 = Mixed NDC – Non Machinable PG = 5 Digit Non Machinable PK = SCF – Non Machinable	Irregular Parcels	0 oz.	16oz
Customized Market Mail	N = Basic	Customized Market Mail	0 oz.	3.3oz
Flats (Repositionable Notes)	N/A	Repositionable Notes	0 oz.	16oz
Letters (Repositionable Notes)	N/A	Repositionable Notes	0 oz.	3.5oz

Package Services

The piece weight used to calculate pound postage for Package Services Mail is taken from the MPU file Mail Piece Unit – Weight field.

Processing Category	Barcode Discount or Surcharge Indicator	.cqt Rate Category	.mpu Rate Type	Section Label	Min Wt.	Max Wt.
Flats	D = Barcode Discount O = Other	N/A	B = Bound Printed Matter F = Media Mail L = Library Mail	Bound Printed Matter	0 oz.	20oz

Processing Category	Barcode Discount or Surcharge Indicator	.cqt Rate Category	.mpu Rate Type	Section Label	Min Wt.	Max Wt.
	S = Non-Barcoded Surcharge I = Non-Barcoded DNDC-Entered Parcel B = Pays Base Rate (No Surcharge or Discount)	N/A	B = Bound Printed Matter	Bound Printed Matter	0 oz.	15lbs
	S = Non-Barcoded Surcharge I = Non-Barcoded DNDC-Entered Parcel B = Pays Base Rate (No Surcharge or Discount)	N/A	F = Media Mail L = Library Mail	Library Mail and Media Mail	0 oz.	70lbs
Machinable Parcels Irregular Parcels	N/A	D = Carrier Route N = Basic	B = Bound Printed Matter	Bound Printed Matter	0 oz.	15lbs
Machinable Parcels Irregular Parcels	N/A	S = Single Piece N = Basic G = 5D Non Barcode	F = Media Mail L = Library Mail	Library Mail and Media Mail	0 oz.	70lbs

Keys to the Mappings

The following keys are provided to relate the values in the tables below to the values in the Mail.dat file.

Table Value	Mail.dat record and field
DESTINATION_ENTRY	CSM Entry Point for Entry Discount - Facility Type
PROCESS_CATEGORY	MPU Mail Piece Unit - Processing Category
RATE_CATEGORY	CQT Rate Category
RATE_TYPE	CPT Component Rate Type
RATE_TYPE = Q	CPT Component Rate Type = I
ZONE	CQT Zone
PER_ICNTY_OCNTY_IND	CQT Periodicals: Not County/In County
MACHINABLE	multiple See the Appendix C section Flat Machinability Values for Periodicals

The MPU_SURCHARGE map is to multiple fields.

Field Description MPU_SURCHARGE		Mail.dat field name and record		
Description	Value	MPU Surcharge (MPU)	Component Rate Type (CPT)	Rate Category (CQT)
First-Class Mail Parcel Surcharge	A			L6 or S
Dimensional Rate	D	D		
Permit Reply Mail	E		I	
Not Oversized	N	N		
Balloon surcharge	P	P		
First-Class Mail Nonmachinable Letters (0.0625 lbs or less)	R	Based on Rate Category and MPU Weight		
Single Piece	V			S

RATE_TYPE is not shown in these mappings.

For Standard Mail Rate Type may be N for Nonprofit or R for Regular

For Periodicals Mail Rate Type may be N for Nonprofit, R or Y for Regular, C for Classroom, S or W for Sci Ag.

For Standard Mail MPU Standard Flat Type may be C for Catalog or N for Not a Catalog. This determines the Standard Mail processing category and is not shown in the mappings.

Subtotals and other lines calculated based on postage statement lines are omitted.

First-Class Mail (Release 29)

The following table is applicable to Release 29.0.

Section	Line Number	Section Label	Block Label	Processing Category	Rate Category	Rate Type	MPU Surcharge	Parcels Discount or Surcharge Indicator
A	1	Automation Prices	Postcards	CD	E	R	N	
A	2	Automation Prices	Postcards	CD	H	R	N	
A	3	Automation Prices	Postcards	CD	L1	R	N	
A	4	Automation Prices	Postcards	CD	L2	R	N	
A	5	Automation Prices	Letters	LT	E	R	N	
A	6	Automation Prices	Letters	LT	H	R	N	
A	7	Automation Prices	Letters	LT	L1	R	N	
A	8	Automation Prices	Letters	LT	L2	R	N	

Section	Line Number	Section Label	Block Label	Processing Category	Rate Category	Rate Type	MPU Surcharge	Barcode Discount or Surcharge Indicator
A	9	Automation Prices	Flats	FL	E	R	N	
A	10	Automation Prices	Flats	FL	H	R	N	
A	11	Automation Prices	Flats	FL	L3	R	N	
A	12	Automation Prices	Flats	FL	L4	R	N	
A	13	Automation Prices	Subtotal					
A	14	Automation Prices	Full-service Intelligent Mail Option	CD	N	R	N	
A	15	Automation Prices	Full-service Intelligent Mail Option	LT	N	R	N	
A	16	Automation Prices	Full-service Intelligent Mail Option	FL	N	R	N	
B	1	Nonautomation Prices	Postcards	CD	N	R	N	
B	2	Nonautomation Prices	Postcards	CD	S	R	N	
B	3	Nonautomation Prices	Letters	LT	N	R	N	
B	4	Nonautomation Prices	Letters	LT	S	R	N	
B	5	Nonautomation Prices	Letters	LT	S	R	N	
B	6	Nonautomation Prices	Nonmachinable Letters	LT	N	R	R	
B	7	Nonautomation Prices	Nonmachinable Letters	LT	S	R	R	
B	8	Nonautomation Prices	Nonmachinable Letters – Standard Mail	LT	S	R	R	
B	9	Nonautomation Prices	Nonmachinable Letters	LT	N	R	R	
B	10	Nonautomation Prices	Nonmachinable Letters	LT	S	R	R	
B	11	Nonautomation Prices	Flats	FL	N	R	N	
B	12	Nonautomation Prices	Flats	FL	S	R	N	
B	13	Nonautomation Prices	Flats – Standard Mail	FL	S	R	N	
B	14	Commercial Plus – Parcels	Parcels	PF	S	R	N	

Section	Line Number	Section Label	Block Label	Processing Category	Rate Category	Rate Type	MPU Surcharge	Parcels Discount or Surcharge Indicator
B	15	Nonautomation Prices	Permit Reply Mail	LT	PR	Q	E	
B	16	Nonautomation Prices	Permit Reply Mail	LT	PR	Q	E	
B	17	Nonautomation Prices	Permit Reply Mail	FL	PR	Q	E	
B	18	Nonautomation Prices	Permit Reply Mail	FL	PR	Q	E	
C	1	Nonautomation Prices	Presorted Parcels – Commercial Base	PF	G	R	N	
C	2	Nonautomation Prices	Presorted Parcels – Commercial Base	PF	K	R	N	
C	3	Nonautomation Prices	Presorted Parcels – Commercial Base	PF	L5	R	N	
C	4	Nonautomation Prices	Presorted Parcels – Commercial Base	PF	L6	R	N	
C	4	Nonautomation Prices	Presorted Parcels – Commercial Base	PF	S	R	N	
C	5	Nonautomation Prices	Presorted Parcels – Commercial Base	PF	S	R	N	
C	6	Nonautomation Prices	Presorted Parcels – Commercial Base	PF	L6	R	A	
C	6	Nonautomation Prices	Presorted Parcels – Commercial Base	PF	S	R	A	
C	7	Commercial Plus - Parcels	Parcels (>=3.5 oz but less than 16 oz)	PF	G	R	N	
C	8	Commercial Plus - Parcels	Parcels (>=3.5 oz but less than 16 oz)	PF	K	R	N	
C	9	Commercial Plus - Parcels	Parcels (>=3.5 oz but less than 16 oz)	PF	L5	R	N	
C	10	Commercial Plus - Parcels	Parcels (>=3.5 oz but less than 16 oz)	PF	L6	R	N	
C	10	Commercial Plus - Parcels	Parcels (>=3.5 oz but less than 16 oz)	PF	S	R	N	
C	11	Commercial Plus - Parcels	Parcels (>=3.5 oz but less than 16 oz)	PF	G	R	A	
C	11	Commercial Plus - Parcels	Parcels (>=3.5 oz but less than 16 oz)	PF	K	R	A	
C	11	Commercial Plus - Parcels	Parcels (>=3.5 oz but less than 16 oz)	PF	L5	R	A	

Section	Line Number	Section Label	Block Label	Processing Category	Rate Category	Rate Type	MPU Surcharge	Barcode Discount or Surcharge Indicator
C	11	Commercial Plus - Parcels	Parcels (>=3.5 oz but less than 16 oz)	PF	L6	R	A	
C	11	Commercial Plus - Parcels	Parcels (>=3.5 oz but less than 16 oz)	PF	S	R	A	
D	1	Round Trip mailings that contain a DVD, CD, or other Disc	Automation Letters	LT	E	R	N	
D	2	Round Trip mailings that contain a DVD, CD, or other Disc	Automation Letters	LT	H	R	N	
D	3	Round Trip mailings that contain a DVD, CD, or other Disc	Automation Letters	LT	L1	R	N	
D	4	Round Trip mailings that contain a DVD, CD, or other Disc	Automation Letters	LT	L2	R	N	
D	5	Round Trip mailings that contain a DVD, CD, or other Disc	Presorted Letters	LT	S	R	N	
D	6	Round Trip mailings that contain a DVD, CD, or other Disc	Presorted Letters – Standard Mail	LT	S	R	N	
D	7	Round Trip mailings that contain a DVD, CD, or other Disc	Automation Flats	FL	E	R	N	
D	8	Round Trip mailings that contain a DVD, CD, or other Disc	Automation Flats	FL	H	R	N	
D	9	Round Trip mailings that contain a DVD, CD, or other Disc	Automation Flats	FL	L3	R	N	
D	10	Round Trip mailings that contain a DVD, CD, or other Disc	Automation Flats	FL	L4	R	N	
D	11	Round Trip mailings that contain a DVD, CD, or other Disc	Presorted Flats	FL	N	R	N	
D	12	Round Trip mailings that contain a DVD, CD, or other Disc	Presorted Flats	FL	S	R	N	
D	13	Round Trip mailings	Permit Reply Mail	LT	PR	Q	E	

Section	Line Number	Section Label	Block Label	Processing Category	Rate Category	Rate Type	MPU Surcharge	Barcode Discount or Surcharge Indicator
		that contain a DVD, CD, or other Disc						
D	14	Round Trip mailings that contain a DVD, CD, or other Disc	Automation Flats	FL	PR	Q	E	
D	16	Round Trip mailings that contain a DVD, CD, or other Disc	Full-service Intelligent Mail Option	FL	N	R	R	
D	17	Round Trip mailings that contain a DVD, CD, or other Disc	Full-service Intelligent Mail Option	FL	N	R	R	
E	1	Automation Prices	Postcards and Letters (not over 3oz.)	CD	E	V	N	
E	2	Automation Prices	Postcards and Letters (not over 3oz.)	LT	E	V	N	
E	4	Automation Prices	Full-service Intelligent Mail Option	CD	N	V	N	
E	5	Automation Prices	Full-service Intelligent Mail Option	LT	N	V	N	
F	1	Repositionable Notes		CD	S	M	N	

Periodicals (Release 29)

The following table is applicable to Release 29.0.

Section	Line Number	Block Label	Processing Category	Rate Category	Entry Zone	Machinable	In County / Out County
A	1	Pound Price	FL		D		I
A	1	Pound Price	IR		D		I
A	1	Pound Price	LT		D		I

Section	Line Number	Block Label	Processing Category	Rate Category	Entry Zone	Machinable	In County / Out County
A	2	Pound Price	FL		N		I
A	2	Pound Price	IR		N		I
A	2	Pound Price	LT		N		I
A	3	Pound Price	FL	N			I
A	3	Pound Price	IR	N			I
A	3	Pound Price	LT	N			I
A	4	Piece Price (Presort)	FL	N			I
A	4	Piece Price (Presort)	IR	N			I
A	4	Piece Price (Presort)	LT	N			I
A	5	Piece Price (Presort)	LT	L			I
A	6	Piece Price (Presort)	FL	L			I
A	7	Piece Price (Presort)	FL	K			I
A	7	Piece Price (Presort)	IR	K			I
A	7	Piece Price (Presort)	LT	K			I
A	8	Piece Price (Presort)	LT	H			I
A	9	Piece Price (Presort)	FL	H			I
A	10	Piece Price (Presort)	FL	G			I
A	10	Piece Price (Presort)	IR	G			I
A	10	Piece Price (Presort)	LT	G			I
A	11	Piece Price (Presort)	LT	E			I
A	12	Piece Price (Presort)	FL	E			I
A	13	Piece Price (Presort)	FL	D			I
A	13	Piece Price (Presort)	IR	D			I
A	13	Piece Price (Presort)	LT	D			I
A	14	Piece Price (Presort)	FL	B			I
A	14	Piece Price (Presort)	IR	B			I
A	14	Piece Price (Presort)	LT	B			I
A	15	Piece Price (Presort)	FL	A			I
A	15	Piece Price (Presort)	IR	A			I
A	15	Piece Price (Presort)	LT	A			I
A	16	Piece Price (Presort)	FL	N			I
A	16	Piece Price (Presort)	IR	N			I
A	16	Piece Price (Presort)	LT	N			I
A	17	Piece Price (Presort)	FL		D		I
A	17	Piece Price (Presort)	IR		D		I
A	17	Piece Price (Presort)	LT		D		I

Section	Line Number	Block Label	Processing Category	Rate Category	Entry Zone	Machinable	In County / Out County
A	18	Piece Price (Presort)	FL	N			I
A	18	Piece Price (Presort)	IR	N			I
A	18	Piece Price (Presort)	LT	N			I
A	19	Full-service Intelligent Mail Option	FL	N			I
A	19	Full-service Intelligent Mail Option	LT	N			I
A	20	Full-service Intelligent Mail Option	FL	N			I
A	20	Full-service Intelligent Mail Option	IR	N			I
A	20	Full-service Intelligent Mail Option	LT	N			I
B	1	Advertising Pound Prices	FL		D		N
B	1	Advertising Pound Prices	IR		D		N
B	1	Advertising Pound Prices	LT		D		N
B	2	Advertising Pound Prices	FL		S		N
B	2	Advertising Pound Prices	IR		S		N
B	2	Advertising Pound Prices	LT		S		N
B	3	Advertising Pound Prices	FL		V		N
B	3	Advertising Pound Prices	IR		V		N
B	3	Advertising Pound Prices	LT		V		N
B	4	Advertising Pound Prices	FL		1		N
B	4	Advertising Pound Prices	IR		1		N
B	4	Advertising Pound Prices	LT		1		N
B	5	Advertising Pound Prices	FL		3		N
B	5	Advertising Pound Prices	IR		3		N
B	5	Advertising Pound Prices	LT		3		N
B	6	Advertising Pound Prices	FL		4		N
B	6	Advertising Pound Prices	IR		4		N
B	6	Advertising Pound Prices	LT		4		N
B	7	Advertising Pound Prices	FL		5		N
B	7	Advertising Pound Prices	IR		5		N
B	7	Advertising Pound Prices	LT		5		N
B	8	Advertising Pound Prices	FL		6		N
B	8	Advertising Pound Prices	IR		6		N
B	8	Advertising Pound Prices	LT		6		N

Section	Line Number	Block Label	Processing Category	Rate Category	Entry Zone	Machinable	In County / Out County
B	9	Advertising Pound Prices	FL		7		N
B	9	Advertising Pound Prices	IR		7		N
B	9	Advertising Pound Prices	LT		7		N
B	10	Advertising Pound Prices	FL		8		N
B	10	Advertising Pound Prices	IR		8		N
B	10	Advertising Pound Prices	LT		8		N
B	12	Nonadvertising Pound Prices	FL		D		N
B	12	Nonadvertising Pound Prices	IR		D		N
B	12	Nonadvertising Pound Prices	LT		D		N
B	13	Nonadvertising Pound Prices	FL		S		N
B	13	Nonadvertising Pound Prices	IR		S		N
B	13	Nonadvertising Pound Prices	LT		S		N
B	14	Nonadvertising Pound Prices	FL		V		N
B	14	Nonadvertising Pound Prices	IR		V		N
B	14	Nonadvertising Pound Prices	LT		V		N
B	15	Nonadvertising Pound Prices	FL		Z		N
B	15	Nonadvertising Pound Prices	IR		Z		N
B	15	Nonadvertising Pound Prices	LT		Z		N
C	1	Machinable Flats	FL	L4		Y	N
C	2	Machinable Flats	FL	L6		Y	N
C	3	Machinable Flats	FL	L3		Y	N
C	4	Machinable Flats	FL	L5		Y	N
C	5	Machinable Flats	FL	H		Y	N
C	6	Machinable Flats	FL	K		Y	N
C	7	Machinable Flats	FL	E		Y	N
C	8	Machinable Flats	FL	G		Y	N
C	9	Nonmachinable Flats and Parcels	FL	L4		N	N
C	10	Nonmachinable Flats and Parcels	FL	L6		N	N
C	10	Nonmachinable Flats and Parcels	IR	L6			N
C	11	Nonmachinable Flats and Parcels	FL	L3		N	N
C	12	Nonmachinable Flats and Parcels	FL	L5		N	N
C	12	Nonmachinable Flats and	IR	L5			N

Section	Line Number	Block Label	Processing Category	Rate Category	Entry Zone	Machinable	In County / Out County
		Parcels					
C	13	Nonmachinable Flats and Parcels	FL	H		N	N
C	14	Nonmachinable Flats and Parcels	FL	K		N	N
C	14	Nonmachinable Flats and Parcels	IR	K			N
C	15	Nonmachinable Flats and Parcels	FL	E		N	N
C	16	Nonmachinable Flats and Parcels	FL	G		N	N
C	16	Nonmachinable Flats and Parcels	IR	G			N
C	17	Letters	LT	L4			N
C	18	Letters	LT	L6			N
C	19	Letters	LT	L3			N
C	20	Letters	LT	L5			N
C	21	Letters	LT	H			N
C	22	Letters	LT	K			N
C	23	Letters	LT	E			N
C	24	Letters	LT	G			N
C	25	Carrier Route	FL	D			N
C	25	Carrier Route	IR	D			N
C	25	Carrier Route	LT	D			N
C	26	Carrier Route	FL	B			N
C	26	Carrier Route	IR	B			N
C	26	Carrier Route	LT	B			N
C	27	Carrier Route	FL	A			N
C	27	Carrier Route	IR	A			N
C	27	Carrier Route	LT	A			N
C	28	Firm Bundles	FL	FB			N
C	28	Firm Bundles	IR	FB			N
C	28	Firm Bundles	LT	FB			N
C	29	Piece Prices	FL	N			N
C	29	Piece Prices	IR	N			N
C	29	Piece Prices	LT	N			N
C	30	Nonadv % Discount	FL				N

Section	Line Number	Block Label	Processing Category	Rate Category	Entry Zone	Machinable	In County / Out County
C	30	Nonadv % Discount	IR				N
C	30	Nonadv % Discount	LT				N
C	31	Subtotal Outside County	FL	N			N
C	31	Subtotal Outside County	IR	N			N
C	31	Subtotal Outside County	LT	N			N
C	32	Full-service Intelligent Mail Option	FL	N			N
C	32	Full-service Intelligent Mail Option	IR	N			N
C	32	Full-service Intelligent Mail Option	LT	N			N
E	1	Outside-County – Sack/Tray Prices			K		N
E	2	Outside-County – Sack/Tray Prices			J		N
E	3	Outside-County – Sack/Tray Prices			C		N
E	4	Outside-County – Sack/Tray Prices			O		N
E	5	Outside-County – Sack/Tray Prices			K		N
E	6	Outside-County – Sack/Tray Prices			J		N
E	7	Outside-County – Sack/Tray Prices			C		N
E	8	Outside-County – Sack/Tray Prices			O		N
E	9	Outside-County – Sack/Tray Prices			B		N
E	10	Outside-County – Sack/Tray Prices			R		N
E	11	Outside-County – Sack/Tray Prices			K		N
E	12	Outside-County – Sack/Tray Prices			J		N
E	13	Outside-County – Sack/Tray Prices			C		N
E	14	Outside-County – Sack/Tray Prices			O		N

Section	Line Number	Block Label	Processing Category	Rate Category	Entry Zone	Machinable	In County / Out County
E	15	Outside-County – Sack/Tray Prices			B		N
E	16	Outside-County – Sack/Tray Prices			R		N
E	17	Outside-County – Sack/Tray Prices			S		N
E	18	Outside-County – Sack/Tray Prices			K		N
E	19	Outside-County – Sack/Tray Prices			J		N
E	20	Outside-County – Sack/Tray Prices			C		N
E	21	Outside-County – Sack/Tray Prices			O		N
E	22	Outside-County – Sack/Tray Prices			B		N
E	23	Outside-County – Sack/Tray Prices			R		N
E	24	Outside-County – Sack/Tray Prices			S		N
E	25	Outside-County – Sack/Tray Prices			D		N
E	27	Outside-County – Pallet Prices			K		N
E	28	Outside-County – Pallet Prices			J		N
E	29	Outside-County – Pallet Prices			C		N
E	30	Outside-County – Pallet Prices			E		N
E	31	Outside-County – Pallet Prices			K		N
E	32	Outside-County – Pallet Prices			J		N
E	33	Outside-County – Pallet Prices			C		N
E	34	Outside-County – Pallet Prices			O		N
E	35	Outside-County – Pallet Prices			B		N

Section	Line Number	Block Label	Processing Category	Rate Category	Entry Zone	Machinable	In County / Out County
E	36	Outside-County – Pallet Prices			R		N
E	37	Outside-County – Pallet Prices			K		N
E	38	Outside-County – Pallet Prices			J		N
E	39	Outside-County – Pallet Prices			C		N
E	40	Outside-County – Pallet Prices			O		N
E	41	Outside-County – Pallet Prices			B		N
E	42	Outside-County – Pallet Prices			R		N
E	43	Outside-County – Pallet Prices			S		N
E	44	Outside-County – Pallet Prices			K		N
E	45	Outside-County – Pallet Prices			J		N
E	46	Outside-County – Pallet Prices			C		N
E	47	Outside-County – Pallet Prices			O		N
E	48	Outside-County – Pallet Prices			B		N
E	49	Outside-County – Pallet Prices			R		N
E	50	Outside-County – Pallet Prices			S		N
E	51	Outside-County – Pallet Prices			D		N
F	1	Ride-Along Price	FL				N
F	1	Ride-Along Price	IR				N
F	1	Ride-Along Price	LT				N
F	2	Repositionable Notes	FL				N
F	2	Repositionable Notes	LT				N

Standard Mail (Release 29)

The following table is applicable to Release 29.0.

Section	Line Number	Section Label	Block Label	Processing Category	Rate Category	Destination Entry
A	1	Automation Letters	Letters 3.3 oz (0.2063 lbs) or less	LT	E	None
A	2	Automation Letters	Letters 3.3 oz (0.2063 lbs) or less	LT	H	None
A	3	Automation Letters	Letters 3.3 oz (0.2063 lbs) or less	LT	L1	None
A	4	Automation Letters	Letters 3.3 oz (0.2063 lbs) or less	LT	L2	None
A	5	Automation Letters	Letters 3.3 oz (0.2063 lbs) or less	LT	E	DNDC
A	6	Automation Letters	Letters 3.3 oz (0.2063 lbs) or less	LT	H	DNDC
A	7	Automation Letters	Letters 3.3 oz (0.2063 lbs) or less	LT	L1	DNDC
A	8	Automation Letters	Letters 3.3 oz (0.2063 lbs) or less	LT	L2	DNDC
A	9	Automation Letters	Letters 3.3 oz (0.2063 lbs) or less	LT	E	DSCF
A	10	Automation Letters	Letters 3.3 oz (0.2063 lbs) or less	LT	H	DSCF
A	11	Automation Letters	Letters 3.3 oz (0.2063 lbs) or less	LT	L1	DSCF
A	12	Automation Letters	Letters 3.3 oz up to 3.5 oz(1)	LT	E	None
A	13	Automation Letters	Letters 3.3 oz up to 3.5 oz(1)	LT	H	None
A	14	Automation Letters	Letters 3.3 oz up to 3.5 oz(1)	LT	L1	None
A	15	Automation Letters	Letters 3.3 oz up to 3.5 oz(1)	LT	L2	None
A	16	Automation Letters	Letters 3.3 oz up to 3.5 oz(1)	LT	E	DNDC
A	17	Automation Letters	Letters 3.3 oz up to 3.5 oz(1)	LT	H	DNDC
A	18	Automation Letters	Letters 3.3 oz up to 3.5 oz(1)	LT	L1	DNDC

Section	Line Number	Section Label	Block Label	Processing Category	Rate Category	Destination Entry
A	19	Automation Letters	Letters 3.3 oz up to 3.5 oz(1)	LT	L2	DNDC
A	20	Automation Letters	Letters 3.3 oz up to 3.5 oz(1)	LT	E	DSCF
A	21	Automation Letters	Letters 3.3 oz up to 3.5 oz(1)	LT	H	DSCF
A	22	Automation Letters	Letters 3.3 oz up to 3.5 oz(1)	LT	L1	DSCF
A	23	Automation Letters	Subtotal	LT		
A	24	Automation Letters	Full-service Intelligent Mail Option	LT		
B	1	Machinable Letters	Machinable Letters 3.3 oz or less	LT	L7	None
B	2	Machinable Letters	Machinable Letters 3.3 oz or less	LT	L8	None
B	3	Machinable Letters	Machinable Letters 3.3 oz or less	LT	L7	DNDC
B	4	Machinable Letters	Machinable Letters 3.3 oz or less	LT	L8	DNDC
B	5	Machinable Letters	Machinable Letters 3.3 oz or less	LT	L7	DSCF
B	6	Nonautomation Nonmachinable Letters	Nonmachinable Letters 3.3 oz or less	LT	G	None
B	7	Nonautomation Nonmachinable Letters	Nonmachinable Letters 3.3 oz or less	LT	K	None
B	8	Nonautomation Nonmachinable Letters	Nonmachinable Letters 3.3 oz or less	LT	L5	None
B	9	Nonautomation Nonmachinable Letters	Nonmachinable Letters 3.3 oz or less	LT	L6	None
B	10	Nonautomation Nonmachinable Letters	Nonmachinable Letters 3.3 oz or less	LT	G	DNDC
B	11	Nonautomation Nonmachinable Letters	Nonmachinable Letters 3.3 oz or less	LT	K	DNDC
B	12	Nonautomation Nonmachinable	Nonmachinable Letters 3.3	LT	L5	DNDC

Section	Line Number	Section Label	Block Label	Processing Category	Rate Category	Destination Entry
		Letters	oz or less			
B	13	Nonautomation Nonmachinable Letters	Nonmachinable Letters 3.3 oz or less	LT	L6	DNDC
B	14	Nonautomation Nonmachinable Letters	Nonmachinable Letters 3.3 oz or less	LT	G	DSCF
B	15	Nonautomation Nonmachinable Letters	Nonmachinable Letters 3.3 oz or less	LT	K	DSCF
B	16	Nonautomation Nonmachinable Letters	Nonmachinable Letters 3.3 oz or less	LT	L5	DSCF
B	17	Nonautomation Nonmachinable Letters	Nonmachinable Letters Over 3.3 oz up to 15.9984 oz	LT	G	None
B	18	Nonautomation Nonmachinable Letters	Nonmachinable Letters Over 3.3 oz up to 15.9984 oz	LT	K	None
B	19	Nonautomation Nonmachinable Letters	Nonmachinable Letters Over 3.3 oz up to 15.9984 oz	LT	L5	None
B	20	Nonautomation Nonmachinable Letters	Nonmachinable Letters Over 3.3 oz up to 15.9984 oz	LT	L6	None
B	21	Nonautomation Nonmachinable Letters	Nonmachinable Letters Over 3.3 oz up to 15.9984 oz	LT	G	DNDC
B	22	Nonautomation Nonmachinable Letters	Nonmachinable Letters Over 3.3 oz up to 15.9984 oz	LT	K	DNDC
B	23	Nonautomation Nonmachinable Letters	Nonmachinable Letters Over 3.3 oz up to 15.9984 oz	LT	L5	DNDC
B	24	Nonautomation Nonmachinable Letters	Nonmachinable Letters Over 3.3 oz up to 15.9984 oz	LT	L6	DNDC
B	25	Nonautomation Nonmachinable Letters	Nonmachinable Letters Over 3.3 oz up to 15.9984 oz	LT	G	DSCF
B	26	Nonautomation	Nonmachinable Letters	LT	K	DSCF

Section	Line Number	Section Label	Block Label	Processing Category	Rate Category	Destination Entry
		Nonmachinable Letters	Over 3.3 oz up to 15.9984 oz			
B	27	Nonautomation Nonmachinable Letters	Nonmachinable Letters Over 3.3 oz up to 15.9984 oz	LT	L5	DSCF
C	1	Carrier Route Letters	(Automation) Letters 3.3 oz (0.2063 lbs) or less	LT	A	None
C	2	Carrier Route Letters	(Automation) Letters 3.3 oz (0.2063 lbs) or less	LT	B	None
C	3	Carrier Route Letters	(Automation) Letters 3.3 oz (0.2063 lbs) or less	LT	O	None
C	4	Carrier Route Letters	(Automation) Letters 3.3 oz (0.2063 lbs) or less	LT	A	DNDC
C	5	Carrier Route Letters	(Automation) Letters 3.3 oz (0.2063 lbs) or less	LT	B	DNDC
C	6	Carrier Route Letters	(Automation) Letters 3.3 oz (0.2063 lbs) or less	LT	O	DNDC
C	7	Carrier Route Letters	(Automation) Letters 3.3 oz (0.2063 lbs) or less	LT	A	DSCF
C	8	Carrier Route Letters	(Automation) Letters 3.3 oz (0.2063 lbs) or less	LT	B	DSCF
C	9	Carrier Route Letters	(Automation) Letters 3.3 oz (0.2063 lbs) or less	LT	O	DSCF
C	10	Carrier Route Letters Non Automation Letters	(Automation) Letters with Simplified Addressing 3.3 oz (0.2063 lbs) or less	LT	A	None
C	11	Carrier Route Letters Non Automation Letters	(Automation) Letters with Simplified Addressing 3.3 oz (0.2063 lbs) or less	LT	A	DNDC
C	12	Carrier Route Letters Non Automation Letters	(Automation) Letters with Simplified Addressing 3.3 oz (0.2063 lbs) or less	LT	A	DSCF
C	13	Carrier Route Letters Non Automation Letters	(Nonautomation) Letters 3.3 oz (0.2063 lbs) or less	LT	A1	None
C	14	Carrier Route Letters Non Automation Letters	(Nonautomation) Letters 3.3 oz (0.2063 lbs) or less	LT	B1	None
C	15	Carrier Route Letters Non Automation Letters	(Nonautomation) Letters 3.3 oz (0.2063 lbs) or less	LT	D1	None

Section	Line Number	Section Label	Block Label	Processing Category	Rate Category	Destination Entry
C	16	Carrier Route Letters Non Automation Letters	(Nonautomation) Letters 3.3 oz (0.2063 lbs) or less	LT	A1	DNDC
C	17	Carrier Route Letters Non Automation Letters	(Nonautomation) Letters 3.3 oz (0.2063 lbs) or less	LT	B1	DNDC
C	18	Carrier Route Letters Non Automation Letters	(Nonautomation) Letters 3.3 oz (0.2063 lbs) or less	LT	D1	DNDC
C	19	Carrier Route Letters Non Automation Letters	(Nonautomation) Letters 3.3 oz (0.2063 lbs) or less	LT	A1	DSCF
C	20	Carrier Route Letters Non Automation Letters	(Nonautomation) Letters 3.3 oz (0.2063 lbs) or less	LT	B1	DSCF
C	21	Carrier Route Letters Non Automation Letters	(Nonautomation) Letters 3.3 oz (0.2063 lbs) or less	LT	D1	DSCF
C	22	Carrier Route Letters Non Automation Letters	(Nonautomation) Letters with Simplified Addressing 3.3 oz (0.2063 lbs) or less	LT	A1	None
C	23	Carrier Route Letters Non Automation Letters	(Nonautomation) Letters with Simplified Addressing 3.3 oz (0.2063 lbs) or less	LT	B1	DNDC
C	24	Carrier Route Letters Non Automation Letters	(Nonautomation) Letters with Simplified Addressing 3.3 oz (0.2063 lbs) or less	LT	D1	DSCF
C	25	Carrier Route Letters	(Automation) Letters Over 3.3 oz up to 3.5 oz(1)	LT	A	None
C	26	Carrier Route Letters	(Automation) Letters Over 3.3 oz up to 3.5 oz(1)	LT	B	None
C	27	Carrier Route Letters	(Automation) Letters Over 3.3 oz up to 3.5 oz(1)	LT	D	None
C	28	Carrier Route Letters	(Automation) Letters Over 3.3 oz up to 3.5 oz(1)	LT	A	DNDC
C	29	Carrier Route Letters	(Automation) Letters Over 3.3 oz up to 3.5 oz(1)	LT	B	DNDC
C	30	Carrier Route Letters	(Automation) Letters Over 3.3 oz up to 3.5 oz(1)	LT	D	DNDC
C	31	Carrier Route Letters	(Automation) Letters Over 3.3 oz up to 3.5 oz(1)	LT	A	DSCF

Section	Line Number	Section Label	Block Label	Processing Category	Rate Category	Destination Entry
C	32	Carrier Route Letters	(Automation) Letters Over 3.3 oz up to 3.5 oz(1)	LT	B	DSCF
C	33	Carrier Route Letters	(Automation) Letters Over 3.3 oz up to 3.5 oz(1)	LT	D	DSCF
C	34	Carrier Route Letters	(Automation) Letters with Simplified Addressing Over 3.3 oz up to 3.5 oz	LT	A	None
C	35	Carrier Route Letters	(Automation) Letters with Simplified Addressing Over 3.3 oz up to 3.5 oz	LT	B	DNDC
C	36	Carrier Route Letters	(Automation) Letters with Simplified Addressing Over 3.3 oz up to 3.5 oz	LT	D	DSCF
C	37	Carrier Route Letters Nonautomation	(Nonautomation) Letters Over 3.3 oz up to 15.9984	LT	A1	None
C	38	Carrier Route Letters Nonautomation	(Nonautomation) Letters Over 3.3 oz up to 15.9984	LT	B1	None
C	39	Carrier Route Letters Nonautomation	(Nonautomation) Letters Over 3.3 oz up to 15.9984	LT	D1	None
C	40	Carrier Route Letters Nonautomation	(Nonautomation) Letters Over 3.3 oz up to 15.9984	LT	A1	DNDC
C	41	Carrier Route Letters Nonautomation	(Nonautomation) Letters Over 3.3 oz up to 15.9984	LT	B1	DNDC
C	42	Carrier Route Letters Nonautomation	(Nonautomation) Letters Over 3.3 oz up to 15.9984	LT	D1	DNDC
C	43	Carrier Route Letters Nonautomation	(Nonautomation) Letters Over 3.3 oz up to 15.9984	LT	A1	DSCF
C	44	Carrier Route Letters Nonautomation	(Nonautomation) Letters Over 3.3 oz up to 15.9984	LT	B1	DSCF
C	45	Carrier Route Letters Nonautomation	(Nonautomation) Letters Over 3.3 oz up to 15.9984	LT	D1	DSCF
C	46	Carrier Route	(Nonautomation) Letters	LT	A1	None

Section	Line Number	Section Label	Block Label	Processing Category	Rate Category	Destination Entry
		Letters Nonautomation	Over 3.3 oz up to 15.9984			
C	47	Carrier Route Letters Nonautomation	(Nonautomation) Letters Over 3.3 oz up to 15.9984	LT	B1	DNDC
C	48	Carrier Route Letters Nonautomation	(Nonautomation) Letters Over 3.3 oz up to 15.9984	LT	D1	DSCF
C	49	Carrier Route Letters Nonautomation	Subtotal	LT		None
C	50	Carrier Route Letters Nonautomation	Full-service Intelligent Mail Option	LT		None
D	1	Automation Flats	Flats 3.3 oz (0.2063 lbs) or less	FL	E	None
D	2	Automation Flats	Flats 3.3 oz (0.2063 lbs) or less	FL	H	None
D	3	Automation Flats	Flats 3.3 oz (0.2063 lbs) or less	FL	L3	None
D	4	Automation Flats	Flats 3.3 oz (0.2063 lbs) or less	FL	L4	None
D	5	Automation Flats	Flats 3.3 oz (0.2063 lbs) or less	FL	E	DNDC
D	6	Automation Flats	Flats 3.3 oz (0.2063 lbs) or less	FL	H	DNDC
D	7	Automation Flats	Flats 3.3 oz (0.2063 lbs) or less	FL	L3	DNDC
D	8	Automation Flats	Flats 3.3 oz (0.2063 lbs) or less	FL	L4	DNDC
D	9	Automation Flats	Flats 3.3 oz (0.2063 lbs) or less	FL	E	DSCF
D	10	Automation Flats	Flats 3.3 oz (0.2063 lbs) or less	FL	H	DSCF
D	11	Automation Flats	Flats 3.3 oz (0.2063 lbs) or less	FL	L3	DSCF
D	12	Automation Flats	Flats Over 3.3 oz up to 15.9984 oz	FL	E	None
D	13	Automation Flats	Flats Over 3.3 oz up to 15.9984 oz	FL	H	None

Section	Line Number	Section Label	Block Label	Processing Category	Rate Category	Destination Entry
D	14	Automation Flats	Flats Over 3.3 oz up to 15.9984 oz	FL	L3	None
D	15	Automation Flats	Flats Over 3.3 oz up to 15.9984 oz	FL	L4	None
D	16	Automation Flats	Flats Over 3.3 oz up to 15.9984 oz	FL	E	DNDC
D	17	Automation Flats	Flats Over 3.3 oz up to 15.9984 oz	FL	H	DNDC
D	18	Automation Flats	Flats Over 3.3 oz up to 15.9984 oz	FL	L3	DNDC
D	19	Automation Flats	Flats Over 3.3 oz up to 15.9984 oz	FL	L4	DNDC
D	20	Automation Flats	Flats Over 3.3 oz up to 15.9984 oz	FL	E	DSCF
D	21	Automation Flats	Flats Over 3.3 oz up to 15.9984 oz	FL	H	DSCF
D	23	Automation Flats	Subtotal	FL		
D	24	Automation Flats	Full-service Intelligent Mail Option	FL		
E	1	Nonautomation Flats	Flats 3.3 oz (0.2063 lbs) or less	FL	G	None
E	2	Nonautomation Flats	Flats 3.3 oz (0.2063 lbs) or less	FL	K	None
E	3	Nonautomation Flats	Flats 3.3 oz (0.2063 lbs) or less	FL	L5	None
E	4	Nonautomation Flats	Flats 3.3 oz (0.2063 lbs) or less	FL	L6	None
E	5	Nonautomation Flats	Flats 3.3 oz (0.2063 lbs) or less	FL	G	DNDC
E	6	Nonautomation Flats	Flats 3.3 oz (0.2063 lbs) or less	FL	K	DNDC
E	7	Nonautomation Flats	Flats 3.3 oz (0.2063 lbs) or less	FL	L5	DNDC
E	8	Nonautomation Flats	Flats 3.3 oz (0.2063 lbs) or less	FL	L6	DNDC
E	9	Nonautomation Flats	Flats 3.3 oz (0.2063 lbs) or less	FL	G	DSCF
E	10	Nonautomation Flats	Flats 3.3 oz (0.2063 lbs) or less	FL	K	DSCF
E	11	Nonautomation	Flats 3.3 oz (0.2063 lbs) or	FL	L5	DSCF

Section	Line Number	Section Label	Block Label	Processing Category	Rate Category	Destination Entry
		Flats	less			
E	12	Nonautomation Flats	Flats Over 3.3 oz up to 15.9984 oz	FL	G	None
E	13	Nonautomation Flats	Flats Over 3.3 oz up to 15.9984 oz	FL	K	None
E	14	Nonautomation Flats	Flats Over 3.3 oz up to 15.9984 oz	FL	L5	None
E	15	Nonautomation Flats	Flats Over 3.3 oz up to 15.9984 oz	FL	L6	None
E	16	Nonautomation Flats	Flats Over 3.3 oz up to 15.9984 oz	FL	G	DNDC
E	17	Nonautomation Flats	Flats Over 3.3 oz up to 15.9984 oz	FL	K	DNDC
E	18	Nonautomation Flats	Flats Over 3.3 oz up to 15.9984 oz	FL	L5	DNDC
E	19	Nonautomation Flats	Flats Over 3.3 oz up to 15.9984 oz	FL	L6	DNDC
E	20	Nonautomation Flats	Flats Over 3.3 oz up to 15.9984 oz	FL	G	DSCF
E	21	Nonautomation Flats	Flats Over 3.3 oz up to 15.9984 oz	FL	K	DSCF
E	22	Nonautomation Flats	Flats Over 3.3 oz up to 15.9984 oz	FL	L5	DSCF
F	1	Carrier Route Flats	Flats 3.3 oz (0.2063 lbs) or less	FL	A	None
F	2	Carrier Route Flats	Flats 3.3 oz (0.2063 lbs) or less	FL	B	None
F	3	Carrier Route Flats	Flats 3.3 oz (0.2063 lbs) or less	FL	D	None
F	4	Carrier Route Flats	Flats 3.3 oz (0.2063 lbs) or less	FL	A	DNDC
F	5	Carrier Route Flats	Flats 3.3 oz (0.2063 lbs) or less	FL	B	DNDC
F	6	Carrier Route Flats	Flats 3.3 oz (0.2063 lbs) or less	FL	D	DNDC
F	7	Carrier Route Flats	Flats 3.3 oz (0.2063 lbs) or less	FL	A	DSCF
F	8	Carrier Route Flats	Flats 3.3 oz (0.2063 lbs) or less	FL	B	DSCF
F	9	Carrier Route Flats	Flats 3.3 oz (0.2063 lbs) or less	FL	D	DSCF

Section	Line Number	Section Label	Block Label	Processing Category	Rate Category	Destination Entry
			less			
F	10	Carrier Route Flats	Flats 3.3 oz (0.2063 lbs) or less	FL	A	DDU
F	11	Carrier Route Flats	Flats 3.3 oz (0.2063 lbs) or less	FL	B	DDU
F	12	Carrier Route Flats	Flats 3.3 oz (0.2063 lbs) or less	FL	D	DDU
F	13	Carrier Route Flats Detached Address Labels	Flats 3.3 oz (0.2063 lbs) or less	FL		None
F	14	Carrier Route Flats Detached Marketing Label	Flats 3.3 oz (0.2063 lbs) or less	FL		None
F	15	Carrier Route Flats	Flats with Simplified Addressing 3.3 oz (0.2063 lbs) or less	FL	A	None
F	15	Carrier Route Flats	Flats with Simplified Addressing 3.3 oz (0.2063 lbs) or less	FL	B	None
F	15	Carrier Route Flats	Flats with Simplified Addressing 3.3 oz (0.2063 lbs) or less	FL	D	None
F	16	Carrier Route Flats	Flats with Simplified Addressing 3.3 oz (0.2063 lbs) or less	FL	A	DNDC
F	16	Carrier Route Flats	Flats with Simplified Addressing 3.3 oz (0.2063 lbs) or less	FL	B	DNDC
F	16	Carrier Route Flats	Flats with Simplified Addressing 3.3 oz (0.2063 lbs) or less	FL	D	DNDC
F	17	Carrier Route Flats	Flats with Simplified Addressing 3.3 oz (0.2063 lbs) or less	FL	D	DSCF
F	17	Carrier Route Flats	Flats with Simplified Addressing 3.3 oz (0.2063 lbs) or less	FL	B	DSCF
F	17	Carrier Route Flats	Flats with Simplified Addressing 3.3 oz (0.2063 lbs) or less	FL	D	DSCF
F	18	Carrier Route Flats	Flats with Simplified	FL	A	DDU

Section	Line Number	Section Label	Block Label	Processing Category	Rate Category	Destination Entry
			Addressing 3.3 oz (0.2063 lbs) or less			
F	18	Carrier Route Flats	Flats with Simplified Addressing 3.3 oz (0.2063 lbs) or less	FL	B	DDU
F	18	Carrier Route Flats	Flats with Simplified Addressing 3.3 oz (0.2063 lbs) or less	FL	D	DDU
F	19	Carrier Route Flats Detached Address Labels	Flats with Simplified Addressing 3.3 oz (0.2063 lbs) or less	FL		None
F	20	Carrier Route Flats Detached Marketing Label	Flats with Simplified Addressing 3.3 oz (0.2063 lbs) or less	FL		None
F	21	Carrier Route Flats	Flats Over 3.3 oz up to 15.9984 oz	FL	A	None
F	22	Carrier Route Flats	Flats Over 3.3 oz up to 15.9984 oz	FL	B	None
F	23	Carrier Route Flats	Flats Over 3.3 oz up to 15.9984 oz	FL	D	None
F	24	Carrier Route Flats	Flats Over 3.3 oz up to 15.9984 oz	FL	A	DNDC
F	25	Carrier Route Flats	Flats Over 3.3 oz up to 15.9984 oz	FL	B	DNDC
F	26	Carrier Route Flats	Flats Over 3.3 oz up to 15.9984 oz	FL	D	DNDC
F	27	Carrier Route Flats	Flats Over 3.3 oz up to 15.9984 oz	FL	A	DSCF
F	28	Carrier Route Flats	Flats Over 3.3 oz up to 15.9984 oz	FL	B	DSCF
F	29	Carrier Route Flats	Flats Over 3.3 oz up to 15.9984 oz	FL	D	DSCF
F	30	Carrier Route Flats	Flats Over 3.3 oz up to 15.9984 oz	FL	A	DDU
F	31	Carrier Route Flats	Flats Over 3.3 oz up to 15.9984 oz	FL	B	DDU
F	32	Carrier Route Flats	Flats Over 3.3 oz up to 15.9984 oz	FL	D	DDU
F	33	Carrier Route Flats Detached Address Labels	Flats Over 3.3 oz up to 15.9984 oz	FL		None

Section	Line Number	Section Label	Block Label	Processing Category	Rate Category	Destination Entry
F	34	Carrier Route Flats Detached Mailing Labels	Flats Over 3.3 oz up to 15.9984 oz	FL		None
F	35	Carrier Route Flats	Flats with Simplified Addressing Over 3.3 oz up to 15.9984 oz	FL	A	None
F	35	Carrier Route Flats	Flats with Simplified Addressing Over 3.3 oz up to 15.9984 oz	FL	B	None
F	35	Carrier Route Flats	Flats with Simplified Addressing Over 3.3 oz up to 15.9984 oz	FL	D	None
F	36	Carrier Route Flats	Flats with Simplified Addressing Over 3.3 oz up to 15.9984 oz	FL	A	DNDC
F	36	Carrier Route Flats	Flats with Simplified Addressing Over 3.3 oz up to 15.9984 oz	FL	B	DNDC
F	36	Carrier Route Flats	Flats with Simplified Addressing Over 3.3 oz up to 15.9984 oz	FL	D	DNDC
F	37	Carrier Route Flats	Flats with Simplified Addressing Over 3.3 oz up to 15.9984 oz	FL	A	DSCF
F	37	Carrier Route Flats	Flats with Simplified Addressing Over 3.3 oz up to 15.9984 oz	FL	B	DSCF
F	37	Carrier Route Flats	Flats with Simplified Addressing Over 3.3 oz up to 15.9984 oz	FL	D	DSCF
F	38	Carrier Route Flats	Flats with Simplified Addressing Over 3.3 oz up to 15.9984 oz	FL	A	DDU
F	38	Carrier Route Flats	Flats with Simplified Addressing Over 3.3 oz up to 15.9984 oz	FL	B	DDU
F	38	Carrier Route Flats	Flats with Simplified Addressing Over 3.3 oz up to 15.9984 oz	FL	D	DDU
F	39	Carrier Route Flats Detached Address		FL		None

Section	Line Number	Section Label	Block Label	Processing Category	Rate Category	Destination Entry
		Labels				
F	40	Carrier Route Flats Detached Marketing Label		FL		None
F	41	Carrier Route Flats	Subtotal	FL	E	None
F	42	Carrier Route Flats	Full-service Intelligent Mail Option	FL	E	None
G	1	Marketing Parcels	Presorted 3.3 oz or less	IR	P7	None
G	1	Marketing Parcels	Presorted 3.3 oz or less	MP	P7	None
G	2	Marketing Parcels	Presorted 3.3 oz or less	IR	P8	None
G	2	Marketing Parcels	Presorted 3.3 oz or less	MP	P8	None
G	3	Marketing Parcels	Presorted 3.3 oz or less	IR	PI	DNDC
G	3	Marketing Parcels	Presorted 3.3 oz or less	MP	PI	DNDC
G	4	Marketing Parcels	Presorted 3.3 oz or less	IR	PM	DNDC
G	4	Marketing Parcels	Presorted 3.3 oz or less	MP	PM	DNDC
G	5	Marketing Parcels	Presorted 3.3 oz or less	IR	P7	DNDC
G	5	Marketing Parcels	Presorted 3.3 oz or less	MP	P7	DNDC
G	6	Marketing Parcels	Presorted 3.3 oz or less	IR	PI	DSCF
G	6	Marketing Parcels	Presorted 3.3 oz or less	MP	PI	DSCF
G	7	Marketing Parcels	Presorted 3.3 oz or less	IR	PM	DSCF
G	7	Marketing Parcels	Presorted 3.3 oz or less	MP	PM	DSCF
G	8	Marketing Parcels	Presorted 3.3 oz or less	IR	PI	DDU
G	8	Marketing Parcels	Presorted 3.3 oz or less	MP	PI	DDU
G	9	Marketing Parcels	Presorted 3.3 oz or less	IR		None
G	9	Marketing Parcels	Presorted 3.3 oz or less	MP		None
G	10	Marketing Parcels	Presorted Over 3.3 oz up to 15.9984 oz	IR	P7	None
G	10	Marketing Parcels	Presorted Over 3.3 oz up to 15.9984 oz	MP	P7	None
G	11	Marketing Parcels	Presorted Over 3.3 oz up to 15.9984 oz	IR	P8	None
G	11	Marketing Parcels	Presorted Over 3.3 oz up to 15.9984 oz	MP	P8	None
G	12	Marketing Parcels	Presorted Over 3.3 oz up to 15.9984 oz	IR	PI	DNDC
G	12	Marketing Parcels	Presorted Over 3.3 oz up to 15.9984 oz	MP	PI	DNDC
G	13	Marketing Parcels	Presorted Over 3.3 oz up to	IR	PM	DNDC

Section	Line Number	Section Label	Block Label	Processing Category	Rate Category	Destination Entry
			15.9984 oz			
G	13	Marketing Parcels	Presorted Over 3.3 oz up to 15.9984 oz	MP	PM	DNDC
G	14	Marketing Parcels	Presorted Over 3.3 oz up to 15.9984 oz	IR	P7	DNDC
G	14	Marketing Parcels	Presorted Over 3.3 oz up to 15.9984 oz	MP	P7	DNDC
G	15	Marketing Parcels	Presorted Over 3.3 oz up to 15.9984 oz	IR	PI	DSCF
G	15	Marketing Parcels	Presorted Over 3.3 oz up to 15.9984 oz	MP	PI	DSCF
G	16	Marketing Parcels	Presorted Over 3.3 oz up to 15.9984 oz	IR	PM	DSCF
G	16	Marketing Parcels	Presorted Over 3.3 oz up to 15.9984 oz	MP	PM	DSCF
G	17	Marketing Parcels	Presorted Over 3.3 oz up to 15.9984 oz	IR	PI	DDU
G	17	Marketing Parcels	Presorted Over 3.3 oz up to 15.9984 oz	MP	PI	DDU
G	18	Marketing Parcels	Presorted Over 3.3 oz up to 15.9984 oz	IR		None
G	18	Marketing Parcels	Presorted Over 3.3 oz up to 15.9984 oz	MP		None
H	1	Carrier Route Parcels	Parcels 3.3 oz (0.2063 lbs) or less	IR	A	None
H	1	Carrier Route Parcels	Parcels 3.3 oz (0.2063 lbs) or less	MP	A	None
H	2	Carrier Route Parcels	Parcels 3.3 oz (0.2063 lbs) or less	IR	B	None
H	2	Carrier Route Parcels	Parcels 3.3 oz (0.2063 lbs) or less	MP	B	None
H	3	Carrier Route Parcels	Parcels 3.3 oz (0.2063 lbs) or less	IR	D	None
H	3	Carrier Route Parcels	Parcels 3.3 oz (0.2063 lbs) or less	MP	D	None
H	4	Carrier Route Parcels	Parcels 3.3 oz (0.2063 lbs) or less	IR	A	DNDC
H	4	Carrier Route Parcels	Parcels 3.3 oz (0.2063 lbs) or less	MP	A	DNDC
H	5	Carrier Route	Parcels 3.3 oz (0.2063 lbs)	IR	B	DNDC

Section	Line Number	Section Label	Block Label	Processing Category	Rate Category	Destination Entry
		Parcels	or less			
H	5	Carrier Route Parcels	Parcels 3.3 oz (0.2063 lbs) or less	MP	B	DNDC
H	6	Carrier Route Parcels	Parcels 3.3 oz (0.2063 lbs) or less	IR	D	DNDC
H	6	Carrier Route Parcels	Parcels 3.3 oz (0.2063 lbs) or less	MP	D	DNDC
H	7	Carrier Route Parcels	Parcels 3.3 oz (0.2063 lbs) or less	IR	A	DSCF
H	7	Carrier Route Parcels	Parcels 3.3 oz (0.2063 lbs) or less	MP	A	DSCF
H	8	Carrier Route Parcels	Parcels 3.3 oz (0.2063 lbs) or less	IR	B	DSCF
H	8	Carrier Route Parcels	Parcels 3.3 oz (0.2063 lbs) or less	MP	B	DSCF
H	9	Carrier Route Parcels	Parcels 3.3 oz (0.2063 lbs) or less	IR	D	DSCF
H	9	Carrier Route Parcels	Parcels 3.3 oz (0.2063 lbs) or less	MP	D	DSCF
H	10	Carrier Route Parcels	Parcels 3.3 oz (0.2063 lbs) or less	IR	A	DDU
H	10	Carrier Route Parcels	Parcels 3.3 oz (0.2063 lbs) or less	MP	A	DDU
H	11	Carrier Route Parcels	Parcels 3.3 oz (0.2063 lbs) or less	IR	B	DDU
H	11	Carrier Route Parcels	Parcels 3.3 oz (0.2063 lbs) or less	MP	B	DDU
H	12	Carrier Route Parcels	Parcels 3.3 oz (0.2063 lbs) or less	IR	D	DDU
H	12	Carrier Route Parcels	Parcels 3.3 oz (0.2063 lbs) or less	MP	D	DDU
H	13	Carrier Route Parcels Detached Address Labels	Parcels 3.3 oz (0.2063 lbs) or less	IR		None
H	13	Carrier Route Parcels Detached Address Labels	Parcels 3.3 oz (0.2063 lbs) or less	MP		None
H	14	Carrier Route Parcels Detached Marketing Labels	Parcels 3.3 oz (0.2063 lbs) or less	IR		None

Section	Line Number	Section Label	Block Label	Processing Category	Rate Category	Destination Entry
H	14	Carrier Route Parcels Detached Marketing Labels	Parcels 3.3 oz (0.2063 lbs) or less	MP		None
H	15	Carrier Route Parcels	Parcels with Simplified Addressing 3.3 oz (0.2063 lbs) or less	IR	A	None
H	15	Carrier Route Parcels	Parcels with Simplified Addressing 3.3 oz (0.2063 lbs) or less	MP	A	None
H	15	Carrier Route Parcels	Parcels with Simplified Addressing 3.3 oz (0.2063 lbs) or less	IR	B	None
H	15	Carrier Route Parcels	Parcels with Simplified Addressing 3.3 oz (0.2063 lbs) or less	MP	B	None
H	15	Carrier Route Parcels	Parcels with Simplified Addressing 3.3 oz (0.2063 lbs) or less	IR	D	None
H	15	Carrier Route Parcels	Parcels with Simplified Addressing 3.3 oz (0.2063 lbs) or less	MP	D	None
H	16	Carrier Route Parcels	Parcels with Simplified Addressing 3.3 oz (0.2063 lbs) or less	IR	A	DNDC
H	16	Carrier Route Parcels	Parcels with Simplified Addressing 3.3 oz (0.2063 lbs) or less	MP	A	DNDC
H	16	Carrier Route Parcels	Parcels with Simplified Addressing 3.3 oz (0.2063 lbs) or less	IR	B	DNDC
H	16	Carrier Route Parcels	Parcels with Simplified Addressing 3.3 oz (0.2063 lbs) or less	MP	B	DNDC
H	16	Carrier Route Parcels	Parcels with Simplified Addressing 3.3 oz (0.2063 lbs) or less	IR	D	DNDC
H	16	Carrier Route Parcels	Parcels with Simplified Addressing 3.3 oz (0.2063 lbs) or less	MP	D	DNDC
H	17	Carrier Route Parcels	Parcels with Simplified Addressing 3.3 oz (0.2063	IR	A	DSCF

Section	Line Number	Section Label	Block Label	Processing Category	Rate Category	Destination Entry
			lbs) or less			
H	17	Carrier Route Parcels	Parcels with Simplified Addressing 3.3 oz (0.2063 lbs) or less	MP	A	DSCF
H	17	Carrier Route Parcels	Parcels with Simplified Addressing 3.3 oz (0.2063 lbs) or less	IR	B	DSCF
H	17	Carrier Route Parcels	Parcels with Simplified Addressing 3.3 oz (0.2063 lbs) or less	MP	B	DSCF
H	17	Carrier Route Parcels	Parcels with Simplified Addressing 3.3 oz (0.2063 lbs) or less	IR	D	DSCF
H	17	Carrier Route Parcels	Parcels with Simplified Addressing 3.3 oz (0.2063 lbs) or less	MP	D	DSCF
H	18	Carrier Route Parcels	Parcels with Simplified Addressing 3.3 oz (0.2063 lbs) or less	IR	A	DDU
H	18	Carrier Route Parcels	Parcels with Simplified Addressing 3.3 oz (0.2063 lbs) or less	MP	A	DDU
H	18	Carrier Route Parcels	Parcels with Simplified Addressing 3.3 oz (0.2063 lbs) or less	IR	B	DDU
H	18	Carrier Route Parcels	Parcels with Simplified Addressing 3.3 oz (0.2063 lbs) or less	MP	B	DDU
H	18	Carrier Route Parcels	Parcels with Simplified Addressing 3.3 oz (0.2063 lbs) or less	IR	D	DDU
H	18	Carrier Route Parcels	Parcels with Simplified Addressing 3.3 oz (0.2063 lbs) or less	MP	D	DDU
H	19	Carrier Route Parcels Detached Address Labels	Parcels with Simplified Addressing 3.3 oz (0.2063 lbs) or less	IR		None
H	19	Carrier Route Parcels Detached Address Labels	Parcels with Simplified Addressing 3.3 oz (0.2063 lbs) or less	MP		None
H	20	Carrier Route	Parcels with Simplified	IR		None

Section	Line Number	Section Label	Block Label	Processing Category	Rate Category	Destination Entry
		Parcels Detached Marketing Labels	Addressing 3.3 oz (0.2063 lbs) or less			
H	20	Carrier Route Parcels Detached Marketing Labels	Parcels with Simplified Addressing 3.3 oz (0.2063 lbs) or less	MP		None
H	21	Carrier Route Parcels	Parcels Over 3.3 oz up to 15.9984 oz	IR	A	None
H	21	Carrier Route Parcels	Parcels Over 3.3 oz up to 15.9984 oz	MP	A	None
H	22	Carrier Route Parcels	Parcels Over 3.3 oz up to 15.9984 oz	IR	B	None
H	22	Carrier Route Parcels	Parcels Over 3.3 oz up to 15.9984 oz	MP	B	None
H	23	Carrier Route Parcels	Parcels Over 3.3 oz up to 15.9984 oz	IR	D	None
H	23	Carrier Route Parcels	Parcels Over 3.3 oz up to 15.9984 oz	MP	D	None
H	24	Carrier Route Parcels	Parcels Over 3.3 oz up to 15.9984 oz	IR	A	DNDC
H	24	Carrier Route Parcels	Parcels Over 3.3 oz up to 15.9984 oz	MP	A	DNDC
H	25	Carrier Route Parcels	Parcels Over 3.3 oz up to 15.9984 oz	IR	B	DNDC
H	25	Carrier Route Parcels	Parcels Over 3.3 oz up to 15.9984 oz	MP	B	DNDC
H	26	Carrier Route Parcels	Parcels Over 3.3 oz up to 15.9984 oz	IR	D	DNDC
H	26	Carrier Route Parcels	Parcels Over 3.3 oz up to 15.9984 oz	MP	D	DNDC
H	27	Carrier Route Parcels	Parcels Over 3.3 oz up to 15.9984 oz	IR	A	DSCF
H	27	Carrier Route Parcels	Parcels Over 3.3 oz up to 15.9984 oz	MP	A	DSCF
H	28	Carrier Route Parcels	Parcels Over 3.3 oz up to 15.9984 oz	IR	B	DSCF
H	28	Carrier Route Parcels	Parcels Over 3.3 oz up to 15.9984 oz	MP	B	DSCF
H	29	Carrier Route Parcels	Parcels Over 3.3 oz up to 15.9984 oz	IR	D	DSCF
H	29	Carrier Route	Parcels Over 3.3 oz up to	MP	D	DSCF

Section	Line Number	Section Label	Block Label	Processing Category	Rate Category	Destination Entry
		Parcels	15.9984 oz			
H	30	Carrier Route Parcels	Parcels Over 3.3 oz up to 15.9984 oz	IR	A	DDU
H	30	Carrier Route Parcels	Parcels Over 3.3 oz up to 15.9984 oz	MP	A	DDU
H	31	Carrier Route Parcels	Parcels Over 3.3 oz up to 15.9984 oz	IR	B	DDU
H	31	Carrier Route Parcels	Parcels Over 3.3 oz up to 15.9984 oz	MP	B	DDU
H	32	Carrier Route Parcels	Parcels Over 3.3 oz up to 15.9984 oz	IR	D	DDU
H	32	Carrier Route Parcels	Parcels Over 3.3 oz up to 15.9984 oz	MP	D	DDU
H	33	Carrier Route Parcels Detached Address Labels	Parcels Over 3.3 oz up to 15.9984 oz	IR		None
H	33	Carrier Route Parcels Detached Address Labels	Parcels Over 3.3 oz up to 15.9984 oz	MP		None
H	34	Carrier Route Parcels Detached Marketing Label	Parcels Over 3.3 oz up to 15.9984 oz	IR		None
H	34	Carrier Route Parcels Detached Marketing Labels	Parcels Over 3.3 oz up to 15.9984 oz	MP		None
H	35	Carrier Route Parcels	Parcels with Simplified Addressing Over 3.3 oz up to 15.9984 oz	IR	A	None
H	35	Carrier Route Parcels	Parcels with Simplified Addressing Over 3.3 oz up to 15.9984 oz	MP	A	None
H	35	Carrier Route Parcels	Parcels with Simplified Addressing Over 3.3 oz up to 15.9984 oz	IR	B	None
H	35	Carrier Route Parcels	Parcels with Simplified Addressing Over 3.3 oz up to 15.9984 oz	MP	B	None
H	35	Carrier Route Parcels	Parcels with Simplified Addressing Over 3.3 oz up to 15.9984 oz	IR	D	None
H	35	Carrier Route	Parcels with Simplified	MP	D	None

Section	Line Number	Section Label	Block Label	Processing Category	Rate Category	Destination Entry
		Parcels	Addressing Over 3.3 oz up to 15.9984 oz			
H	36	Carrier Route Parcels	Parcels with Simplified Addressing Over 3.3 oz up to 15.9984 oz	IR	A	DNDC
H	36	Carrier Route Parcels	Parcels with Simplified Addressing Over 3.3 oz up to 15.9984 oz	MP	A	DNDC
H	36	Carrier Route Parcels	Parcels with Simplified Addressing Over 3.3 oz up to 15.9984 oz	IR	B	DNDC
H	36	Carrier Route Parcels	Parcels with Simplified Addressing Over 3.3 oz up to 15.9984 oz	MP	B	DNDC
H	36	Carrier Route Parcels	Parcels with Simplified Addressing Over 3.3 oz up to 15.9984 oz	IR	D	DNDC
H	36	Carrier Route Parcels	Parcels with Simplified Addressing Over 3.3 oz up to 15.9984 oz	MP	D	DNDC
H	37	Carrier Route Parcels	Parcels with Simplified Addressing Over 3.3 oz up to 15.9984 oz	IR	A	DSCF
H	37	Carrier Route Parcels	Parcels with Simplified Addressing Over 3.3 oz up to 15.9984 oz	MP	A	DSCF
H	37	Carrier Route Parcels	Parcels with Simplified Addressing Over 3.3 oz up to 15.9984 oz	IR	B	DSCF
H	37	Carrier Route Parcels	Parcels with Simplified Addressing Over 3.3 oz up to 15.9984 oz	MP	B	DSCF
H	37	Carrier Route Parcels	Parcels with Simplified Addressing Over 3.3 oz up to 15.9984 oz	IR	D	DSCF
H	37	Carrier Route Parcels	Parcels with Simplified Addressing Over 3.3 oz up to 15.9984 oz	MP	D	DSCF
H	38	Carrier Route Parcels	Parcels with Simplified Addressing Over 3.3 oz up to 15.9984 oz	IR	A	DDU

Section	Line Number	Section Label	Block Label	Processing Category	Rate Category	Destination Entry
H	38	Carrier Route Parcels	Parcels with Simplified Addressing Over 3.3 oz up to 15.9984 oz	MP	A	DDU
H	38	Carrier Route Parcels	Parcels with Simplified Addressing Over 3.3 oz up to 15.9984 oz	IR	B	DDU
H	38	Carrier Route Parcels	Parcels with Simplified Addressing Over 3.3 oz up to 15.9984 oz	MP	B	DDU
H	38	Carrier Route Parcels	Parcels with Simplified Addressing Over 3.3 oz up to 15.9984 oz	IR	D	DDU
H	38	Carrier Route Parcels	Parcels with Simplified Addressing Over 3.3 oz up to 15.9984 oz	MP	D	DDU
H	39	Carrier Route Parcels Detached Address Labels	Parcels with Simplified Addressing Over 3.3 oz up to 15.9984 oz	IR		None
H	39	Carrier Route Parcels Detached Address Labels	Parcels with Simplified Addressing Over 3.3 oz up to 15.9984 oz	MP		None
H	40	Carrier Route Parcels Detached Marketing Labels	Parcels with Simplified Addressing Over 3.3 oz up to 15.9984 oz	IR		None
H	40	Carrier Route Parcels Detached Marketing Labels	Parcels with Simplified Addressing Over 3.3 oz up to 15.9984 oz	MP		None
I	1	Machinable Parcels	Parcels Over 3.3 oz up to 15.9984 oz	MP	PQ	None
I	2	Machinable Parcels	Parcels Over 3.3 oz up to 15.9984 oz	MP	PR	None
I	3	Machinable Parcels	Parcels Over 3.3 oz up to 15.9984 oz	MP	PE	DNDC
I	4	Machinable Parcels	Parcels Over 3.3 oz up to 15.9984 oz	MP	PQ	DNDC
I	5	Machinable Parcels	Parcels Over 3.3 oz up to 15.9984 oz	MP	PE	DSCF
I	6	Machinable Parcels	Parcels Over 3.3 oz up to 15.9984 oz	MP	PE	DDU
I	7	Machinable Parcels	Parcels Over 3.3 oz up to 15.9984 oz	MP		None

Section	Line Number	Section Label	Block Label	Processing Category	Rate Category	Destination Entry
J	1	Irregular Parcels	Parcels 3.3 oz or less	IR	P7	None
J	2	Irregular Parcels	Parcels 3.3 oz or less	IR	P8	None
J	3	Irregular Parcels	Parcels 3.3 oz or less	IR	PI	DNDC
J	4	Irregular Parcels	Parcels 3.3 oz or less	IR	PM	DNDC
J	5	Irregular Parcels	Parcels 3.3 oz or less	IR	P7	DNDC
J	6	Irregular Parcels	Parcels 3.3 oz or less	IR	PI	DSCF
J	7	Irregular Parcels	Parcels 3.3 oz or less	IR	PM	DSCF
J	8	Irregular Parcels	Parcels 3.3 oz or less	IR	PI	DDU
J	9	Irregular Parcels	Parcels 3.3 oz or less	IR		None
J	10	Irregular Parcels	Parcels Over 3.3 oz up to 15.9984 oz	IR	P5	None
J	11	Irregular Parcels	Parcels Over 3.3 oz up to 15.9984 oz	IR	P6	None
J	12	Irregular Parcels	Parcels Over 3.3 oz up to 15.9984 oz	IR	PG	DNDC
J	13	Irregular Parcels	Parcels Over 3.3 oz up to 15.9984 oz	IR	PK	DNDC
J	14	Irregular Parcels	Parcels Over 3.3 oz up to 15.9984 oz	IR	P5	DNDC
J	15	Irregular Parcels	Parcels Over 3.3 oz up to 15.9984 oz	IR	PG	DSCF
J	16	Irregular Parcels	Parcels Over 3.3 oz up to 15.9984 oz	IR	PK	DSCF
J	17	Irregular Parcels	Parcels Over 3.3 oz up to 15.9984 oz	IR	PG	DDU
J	18	Irregular Parcels	Parcels Over 3.3 oz up to 15.9984 oz	IR		None
J	1	Customized Market Mail	3.3 oz (0.2063 lbs) or less	CM	N	
J	1	Repositionable Notes	Rate Includes only charge for RPN(2)	FL		
J	1	Repositionable Notes	Rate Includes only charge for RPN(2)	LT		
L	1	Customized Market Mail	3.3 oz (0.2063 lbs) or less	CM	N	
M	1	Repositionable Notes	Rate Includes only charge for RPN(2)	FL		
M	1	Repositionable Notes	Rate Includes only charge for RPN(2)	LT		

Package Service (Release 29)

The following table is applicable to Release 29.0.

SECTION	LINE_NUMBER	SECTION_LABEL	BLOCK_LABEL	PROCESS_CATEGORY	RATE_CATEGORY	RATE_TYPE	DESTINATION_ENTRY	MPU_SURCHARGE	BARCODE_DISCOUNT_SURCHARGE_INDICATOR
A	1	Bound Printed Matter	Nonpresorted – Flats	FL	S	B	N	N	
A	2	Bound Printed Matter	Nonpresorted – Flats	FL	S	B	N	N	
A	3	Bound Printed Matter	Nonpresorted – Flats	FL	S	B	N	N	
A	4	Bound Printed Matter	Nonpresorted – Flats	FL	S	B	N	N	
A	5	Bound Printed Matter	Nonpresorted – Flats	FL	S	B	N	N	
A	6	Bound Printed Matter	Nonpresorted – Flats	FL	S	B	N	N	
A	7	Bound Printed Matter	Nonpresorted – Flats	FL	S	B	N	N	
A	8	Bound Printed Matter	Nonpresorted – Flats	FL	S	B	N	N	
A	9	Bound Printed Matter	Nonpresorted – Flats	FL	S	B	N	N	
A	10	Bound Printed Matter	Nonpresorted – Flats	FL	S	B	N	N	
A	11	Bound Printed Matter	Nonpresorted – Flats	FL	S	B	N	N	
A	12	Bound Printed Matter	Nonpresorted – Flats	FL	S	B	N	N	
A	13	Bound Printed Matter	Nonpresorted – Flats	FL	S	B	N	N	
A	14	Bound Printed Matter	Nonpresorted – Flats	FL	S	B	N	N	
A	15	Bound Printed Matter	Carrier Route – Flats	FL	D	B	N	N	
A	16	Bound Printed Matter	Carrier Route – Flats	FL	D	B	N	N	
A	17	Bound Printed Matter	Carrier Route – Flats	FL	D	B	N	N	
A	18	Bound Printed Matter	Carrier Route – Flats	FL	D	B	N	N	
A	19	Bound Printed Matter	Carrier Route – Flats	FL	D	B	N	N	
A	20	Bound Printed Matter	Carrier Route – Flats	FL	D	B	N	N	
A	21	Bound Printed Matter	Carrier Route – Flats	FL	D	B	N	N	
A	22	Bound Printed Matter	Carrier Route – Flats	FL	D	B	B	N	
A	23	Bound Printed Matter	Carrier Route – Flats	FL	D	B	B	N	
A	24	Bound Printed Matter	Carrier Route – Flats	FL	D	B	B	N	
A	25	Bound Printed Matter	Carrier Route – Flats	FL	D	B	B	N	
A	26	Bound Printed Matter	Carrier Route – Flats	FL	D	B	S	N	
A	27	Bound Printed Matter	Carrier Route – Flats	FL	D	B	D	N	
A	28	Bound Printed Matter	Presorted – Flats	FL	N	B	N	N	
A	29	Bound Printed Matter	Presorted – Flats	FL	N	B	N	N	
A	30	Bound Printed Matter	Presorted – Flats	FL	N	B	N	N	

SECTION	LINE_NUMBER	SECTION_LABEL	BLOCK_LABEL	PROCESS_CATEGORY	RATE_CATEGORY	RATE_TYPE	DESTINATION_ENTRY	MPU_SURCHARGE	BARCODE_DISCOUNT_SURCHARGE_INDICATOR
A	31	Bound Printed Matter	Presorted – Flats	FL	N	B	N	N	
A	32	Bound Printed Matter	Presorted – Flats	FL	N	B	N	N	
A	33	Bound Printed Matter	Presorted – Flats	FL	N	B	N	N	
A	34	Bound Printed Matter	Presorted – Flats	FL	N	B	N	N	
A	35	Bound Printed Matter	Presorted – Flats	FL	N	B	N	N	
A	36	Bound Printed Matter	Presorted – Flats	FL	N	B	N	N	
A	37	Bound Printed Matter	Presorted – Flats	FL	N	B	N	N	
A	38	Bound Printed Matter	Presorted – Flats	FL	N	B	N	N	
A	39	Bound Printed Matter	Presorted – Flats	FL	N	B	N	N	
A	40	Bound Printed Matter	Presorted – Flats	FL	N	B	N	N	
A	41	Bound Printed Matter	Presorted – Flats	FL	N	B	N	N	
A	42	Bound Printed Matter	Presorted – Flats	FL	N	B	B	N	
A	43	Bound Printed Matter	Presorted – Flats	FL	N	B	B	N	
A	44	Bound Printed Matter	Presorted – Flats	FL	N	B	B	N	
A	45	Bound Printed Matter	Presorted – Flats	FL	N	B	B	N	
A	46	Bound Printed Matter	Presorted – Flats	FL	N	B	B	N	
A	47	Bound Printed Matter	Presorted – Flats	FL	N	B	B	N	
A	48	Bound Printed Matter	Presorted – Flats	FL	N	B	B	N	
A	49	Bound Printed Matter	Presorted – Flats	FL	N	B	B	N	
A	50	Bound Printed Matter	Presorted – Flats	FL	N	B	S	N	
A	51	Bound Printed Matter	Presorted – Flats	FL	N	B	S	N	D
A	52	Bound Printed Matter	Presorted – Flats	FL	N	B	D	N	D
A	53	Bound Printed Matter	Presorted – Flats	FL	S	B	N	L	
A	54	Bound Printed Matter	Presorted – Flats	FL	S	B	N	L	
A	55	Bound Printed Matter	BPM Flats Subtotal						
A	56	Bound Printed Matter	Full-service Intelligent Mail Option	FL	D	B	N	N	
A	57	Bound Printed Matter	BMP Flats Total						
A	58	Bound Printed Matter	Nonpresorted – Parcels	IR	S	B	N	N	
A	58	Bound Printed Matter	Nonpresorted – Parcels	MP	S	B	N	N	
A	59	Bound Printed Matter	Nonpresorted – Parcels	IR	S	B	N	N	
A	59	Bound Printed Matter	Nonpresorted – Parcels	MP	S	B	N	N	
A	60	Bound Printed Matter	Nonpresorted – Parcels	IR	S	B	N	N	
A	60	Bound Printed Matter	Nonpresorted – Parcels	MP	S	B	N	N	
A	61	Bound Printed Matter	Nonpresorted – Parcels	IR	S	B	N	N	
A	61	Bound Printed Matter	Nonpresorted – Parcels	MP	S	B	N	N	
A	62	Bound Printed Matter	Nonpresorted – Parcels	IR	S	B	N	N	

SECTION	LINE_NUMBER	SECTION_LABEL	BLOCK_LABEL	PROCESS_CATEGORY	RATE_CATEGORY	RATE_TYPE	DESTINATION_ENTRY	MPU_SURCHARGE	BARCODE_DISCOUNT_SURCHARGE_INDICATOR
A	62	Bound Printed Matter	Nonpresorted – Parcels	MP	S	B	N	N	
A	63	Bound Printed Matter	Nonpresorted – Parcels	IR	S	B	N	N	
A	63	Bound Printed Matter	Nonpresorted – Parcels	MP	S	B	N	N	
A	64	Bound Printed Matter	Nonpresorted – Parcels	IR	S	B	N	N	
A	64	Bound Printed Matter	Nonpresorted – Parcels	MP	S	B	N	N	
A	65	Bound Printed Matter	Carrier Route – Parcels	IR	D	B	N	N	
A	65	Bound Printed Matter	Carrier Route – Parcels	MP	D	B	N	N	
A	66	Bound Printed Matter	Carrier Route – Parcels	IR	D	B	N	N	
A	66	Bound Printed Matter	Carrier Route – Parcels	MP	D	B	N	N	
A	67	Bound Printed Matter	Carrier Route – Parcels	IR	D	B	N	N	
A	67	Bound Printed Matter	Carrier Route – Parcels	MP	D	B	N	N	
A	68	Bound Printed Matter	Carrier Route – Parcels	IR	D	B	N	N	
A	68	Bound Printed Matter	Carrier Route – Parcels	MP	D	B	N	N	
A	69	Bound Printed Matter	Carrier Route – Parcels	IR	D	B	N	N	
A	69	Bound Printed Matter	Carrier Route – Parcels	MP	D	B	N	N	
A	70	Bound Printed Matter	Carrier Route – Parcels	IR	D	B	N	N	
A	70	Bound Printed Matter	Carrier Route – Parcels	MP	D	B	N	N	
A	71	Bound Printed Matter	Carrier Route – Parcels	IR	D	B	N	N	
A	71	Bound Printed Matter	Carrier Route – Parcels	MP	D	B	N	N	
A	72	Bound Printed Matter	Carrier Route – Parcels	IR	D	B	B	N	
A	72	Bound Printed Matter	Carrier Route – Parcels	MP	D	B	B	N	
A	73	Bound Printed Matter	Carrier Route – Parcels	IR	D	B	B	N	
A	73	Bound Printed Matter	Carrier Route – Parcels	MP	D	B	B	N	
A	74	Bound Printed Matter	Carrier Route – Parcels	IR	D	B	B	N	
A	74	Bound Printed Matter	Carrier Route – Parcels	MP	D	B	B	N	
A	76	Bound Printed Matter	Carrier Route – Parcels	IR	D	B	S	N	
A	76	Bound Printed Matter	Carrier Route – Parcels	MP	D	B	S	N	
A	77	Bound Printed Matter	Carrier Route – Parcels	IR	D	B	D	N	
A	77	Bound Printed Matter	Carrier Route – Parcels	MP	D	B	D	N	
A	78	Bound Printed Matter	Presorted - Parcels	IR	N	B	N	N	
A	78	Bound Printed Matter	Presorted - Parcels	MP	N	B	N	N	
A	79	Bound Printed Matter	Presorted - Parcels	IR	N	B	N	N	
A	79	Bound Printed Matter	Presorted - Parcels	MP	N	B	N	N	
A	80	Bound Printed Matter	Presorted - Parcels	IR	N	B	N	N	
A	80	Bound Printed Matter	Presorted - Parcels	MP	N	B	N	N	
A	81	Bound Printed Matter	Presorted - Parcels	IR	N	B	N	N	

SECTION	LINE_NUMBER	SECTION_LABEL	BLOCK_LABEL	PROCESS_CATEGORY	RATE_CATEGORY	RATE_TYPE	DESTINATION_ENTRY	MPU_SURCHARGE	BARCODE_DISCOUNT_SURCHARGE_INDICATOR
A	81	Bound Printed Matter	Presorted - Parcels	MP	N	B	N	N	
A	82	Bound Printed Matter	Presorted - Parcels	IR	N	B	N	N	
A	82	Bound Printed Matter	Presorted - Parcels	MP	N	B	N	N	
A	83	Bound Printed Matter	Presorted - Parcels	IR	N	B	N	N	
A	83	Bound Printed Matter	Presorted - Parcels	MP	N	B	N	N	
A	84	Bound Printed Matter	Presorted - Parcels	IR	N	B	N	N	
A	84	Bound Printed Matter	Presorted - Parcels	MP	N	B	N	N	
A	85	Bound Printed Matter	Presorted - Parcels	IR	N	B	B	N	
A	85	Bound Printed Matter	Presorted - Parcels	MP	N	B	B	N	
A	86	Bound Printed Matter	Presorted - Parcels	IR	N	B	B	N	
A	86	Bound Printed Matter	Presorted - Parcels	MP	N	B	B	N	
A	87	Bound Printed Matter	Presorted - Parcels	IR	N	B	B	N	
A	87	Bound Printed Matter	Presorted - Parcels	MP	N	B	B	N	
A	88	Bound Printed Matter	Presorted - Parcels	IR	N	B	B	N	
A	88	Bound Printed Matter	Presorted - Parcels	MP	N	B	B	N	
A	89	Bound Printed Matter	Presorted - Parcels	IR	N	B	S	N	
A	89	Bound Printed Matter	Presorted - Parcels	MP	N	B	S	N	
A	90	Bound Printed Matter	Presorted - Parcels	IR	N	B	D	N	
A	90	Bound Printed Matter	Presorted - Parcels	MP	N	B	D	N	
A		Bound Printed Matter	BMP Parcels Total						
B	1	Library Mail and Media Mail	Library Mail	MP	N	L	N	N	
B	2	Library Mail and Media Mail	Library Mail	MP	S	L	N	N	
B	3	Library Mail and Media Mail	Library Mail	FL	G	L	N	N	
B	3	Library Mail and Media Mail	Library Mail	IR	G	L	N	N	
B	3	Library Mail and Media Mail	Library Mail	MP	G	L	N	N	
B	4	Library Mail and Media Mail	Media Mail	FL	N	F	N	N	
B	4	Library Mail and Media Mail	Media Mail	IR	N	F	N	N	
B	4	Library Mail and Media Mail	Media Mail	MP	N	F	N	N	
B	5	Library Mail and Media Mail	Media Mail	FL	S	F	N	N	

SECTION	LINE_NUMBER	SECTION_LABEL	BLOCK_LABEL	PROCESS_CATEGORY	RATE_CATEGORY	RATE_TYPE	DESTINATION_ENTRY	MPU_SURCHARGE	BARCODE_DISCOUNT_SURCHARGE_INDICATOR
B	5	Library Mail and Media Mail	Media Mail	IR	S	F	N	N	
B	5	Library Mail and Media Mail	Media Mail	MP	S	F	N	N	
B	6	Library Mail and Media Mail	Media Mail	FL	G	F	N	N	
B	6	Library Mail and Media Mail	Media Mail	IR	G	F	N	N	
B	6	Library Mail and Media Mail	Media Mail	MP	G	F	N	N	

Appendix H. Release 31 Functionality

The following is the proposed, additional functionality for Release 31, currently scheduled for June 10, 2012 to support the 2012 Mobile Interactive barcode promotion. Note: Functionality scheduled for Release 30, currently scheduled for April 1, 2012 do not impact the Postal Service Mail.dat Technical Specification.

Mail.dat versions and dates

Detailed information about the Mail.dat Versions available for each release date is at **USPS Support of IDEAlliance® Specifications document** is posted on [RIBBS](#).

Further information about the release on Release 31 for new pricing on June 10 is available on RIBBS at https://ribbs.usps.gov/intelligentmail_schedule/documents/tech_guides/june2012/releaseoverview.htm

The following are new changes for the Mail.dat 12-2 specification:

MSP Enrollment Validations

If the Mail.dat CCR Characteristic Type field is I=Incentive and CCR Characteristic field is a valid incentive and the MSP (defined by CRID of Preparer field in MPA) has declared itself a MSP (through the Business Customer Gateway), the *PostalOne!* system for Mobile Barcode Incentive mailings will attempt to create a client enrollment record based on the mail owner CRID of Mail Owner field in the MPA file for an incentive. *PostalOne!* will validate that the MSP is already enrolled as an MSP in the Incentive Program system. In order to process any eDoc with CCR where the Characteristic Type field = I, the system will require the By/For identification data elements: CRID of Preparer field and CRID of Mail Owner field in the MPA record. The system will perform By/For warning for invalid CRIDs. The system will process the eDoc (i.e., not reject the file) and will not include the incentive discount if there is a warning.

- The system shall generate an Warning when MSP (eDoc submitter) in the “By” field is not enrolled in the Incentive Program system;
- The system shall generate a Warning when the owner identified in the eDocs By/For field for the incentives is a different business entity (CRID). Note: system validates that the By is not an MSP; By/For fields should be same when Mail Owner.
- The system shall generate a Warning when the Preparer in the eDoc is a registered MSP in the Incentive Program system and owner in the “For” filer is also the same entity (CRID) in the eDocs. Note: By/For fields can not be same when MSP.
- The system shall not generate a Warning when the Preparer in eDocs is not a registered MSP and the mail owner in “For” field is also the same entity (CRID) in the eDocs.

The *PostalOne!* system for both Mobile Barcode Incentive mailings will create an client enrollment record based on the mail owner CRID of Mail Owner field in the MPA file for an incentive (triggered by Mail.dat CCR Characteristic type value I = Incentive in the eDoc). *PostalOne!* will validate that the MSP is already enrolled as an MSP in the Incentive Program system. In order to process any eDoc with incentives, the system will require the By/For fields in eDoc CRID of Preparer field and CRID of Mail Owner field in the MPA file. The system will perform By/For warning for invalid CRIDs. The system will process the eDoc in case there was a warning (i.e., not reject the file).

Metered Postage Affixed and Precancelled

The QR Barcode (Mobile Interactive Technology) Incentive Program, which was offered last summer, is extended to metered and precancelled permit type for the 2012 Mobile Commerce and Personalization Promotion.

Mailings with postage paid by metered or precancelled stamp postage will have the percentage discount deducted from the additional postage due. Price at which Postage is affixed must be “Neither” when the mailing is **not based on** authorized Special Postage Payment Systems, Value Added Refund & Combined Value Added Refund mailings.

For authorized customer who use Special Postage Payment Systems, Value Added Refund and Combined Value Added Refund mailings, Meter Lowest, Neither, or Correct are available options. Value Added Refund mailings may have postage affixed at any qualifying automation or presort price. The incentive discount will be included with the VAR amount and returned to the authorized Mail Service Provider. VAR is only available for First-Class and Standard Mail Letters.

To affix the appropriate postage reflecting the reduced promotion prices, these authorized customers are recommended to use “Neither” and use the amount listed in the table below for each piece in the mailing.

Processing Category	Incentive Postage Amount Affixed
FCM Cards	\$0.20
FCM Ltrs auto and presort	\$0.25
FCM NM Ltrs	\$0.45
FCM Flats - auto and presort	\$0.35
STD Reg. Auto/PRSRT/CR Ltrs	\$0.12
STD Reg. Auto/PRSRT/CR Flats	\$0.13
STD NP Auto/PRSRT/CR Ltrs	\$0.05
STD NP Auto/PRSRT/CR Flats	\$0.06

Index

- Ad % Basis, 268
- adverting percentage worksheet, 271
- advertising percentage, 268
- Batch Processing, 120
- batch processor, 42
 - stopping, 128
- Business Mail Entry (USPS), 41
- business mailer, 41
- canceling jobs. *See* deleting jobs
- Centralized Periodicals Payment, 68
- Centralized Postage Payment for Periodicals Mailers (CPP), 272
- change job transaction, 103
- collaboration opportunities, 46
- command lines, 128
- Component file, 147, 165, 169
- Container Quantity file, 147, 186, 190
- Container Summary file, 147, 174, 181
- containers
 - levels, 182
 - status, 99
 - types, 181
- CPP, 68
- CSAs, 274, 275
- Customer/Supplier Agreements, 274, 275
- deleting jobs, 102
- delimiter
 - parameter, 135
- edition weight, 268
- edition weight worksheet, 271
- entry point facility, 183
- errors
 - common file formatting, 96
 - data, 203
 - processing order, 203
 - resolution, 202
 - validation, 118
 - viewing, 202
- fields
 - conventions, 149
 - key, 84, 85
 - key consolidation, 86
 - MLOCR validation, 64
 - Periodicals issues, 66, 69, 70
 - validation, 149
- file transfer
 - processing order, 203
- file validator, 117
- files
 - definitions, 146
 - processing order, 203
 - relationships, 48
 - status, 103
- firewall, 45
- flats machinability, 161
- full-service
 - mail owner, 67
 - mixed mailings, 76
- hardware, required, 44
- Header file, 146, 150
- IDEAlliance, 45, 46
- Intelligent Mail Range file, 184, 198
- Internet connection, 42
- issue date, suggested, 169
- Issue level postage statement, 272
- Java
 - upload server, 136, 139
- job
 - change transaction, 103
 - deleting, 102
 - updating, 97
- JVM, 44
- key fields
 - bundles, 194, 195, 197
 - consolidation, 86
 - CSA, 274, 275
 - Periodicals, 66, 69, 70
 - postage statements, 84, 85
- mail cases, unsupported, 82
- Mail Piece Unit file, 158
- Mail.dat
 - definitions, 146
 - field validations, 149
 - formatting errors, 96
 - required files, 47
 - specification, 42, 45
 - transferring
 - manually, 118
 - update, sending, 97
 - validating, 117
- Mailer Postage Account file, 147, 162
- Mailpiece Unit file, 147
- manual file transfer, 118
- Mixed mailings, 76
- MLOCR, 64
- MPU/C Relationship file, 147, 161
- Multi-Line Optical Character Reader, 64
- package levels, 196
- Package Quantity file, 148, 194, 196
- Periodical Ad% Treatment, 271
- Periodicals
 - calculations, 268
 - consolidation key fields, 86
 - validation, 66, 69, 70

- permit roles, 93
- Piece Detail file, 148, 197, 198
- Pmstage, 46
- port numbers, 45
- Postage Adjustment file, 148, 200
- postage payment, 84
- postage statement register, 272
- postage statements
 - key consolidation fields, 86
 - key fields, 84, 85
 - receipt file, 134
- postal1.ini file, 134
- PostalOne!* Mail.dat Client Software, 106
- PostalOne!* system
 - overview, 39
 - prerequisites, 43
- PostalOne!* System Help Desk, 45
- POSTNET, 76
- problem resolution, 96, 133
- Provider Code. See ULC
- receipt file
 - content, 134
 - layout, 134
 - naming, 122
 - record types, 134
 - transfer status, 134, 138, 142
- record status, 103
- relationship constraint, 48
- replacing jobs, 103
- Segment file, 146, 153
- Sending Mail.dat files, 41
- software, required, 44
- SSL, 45
- Status.receipt.file.repository.location, 124
- Status.receipt.poll.sleep.time.ms, 125
- Status.receipt.type, 124
- stopping, batch processor, 128
- Transfer Summary, 119
- transferring methods, introduction, 42
- transfer-status*, 135
- troubleshooting, 96
- ULC, 45
- update
 - commands, 102
 - rules, 99
 - sending, 97
- validation
 - field, 149
 - log file, 118
 - mixed mailings, 76
 - MLOCR, 64
 - overview, 117
 - Periodicals, 66, 69, 70, 268
 - permit roles, 93
 - unsupported, 82
 - validation log errors, 202
- Walk Sequence file, 148
- XML, 136, 139