

# Online Express Mail Label

USPS Web Tools™  
Application Programming Interface  
Reference

Document Version 1.6 (02/11/2013)



## To Our Customers

In registering for use of the USPS Web Tools™ (Web Tools), you received a user ID that will allow you to begin sending calls to the server when you are ready. Any additional information or contact with you will occur as indicated on the registration form, please return to the Web Tools [eCommerce API Technical Guides site](#) for the most recent documentation from any of the Web Tools.

If you require technical support, contact the USPS Internet Customer Care Center (ICCC). This office is staffed as follows:

- Monday through Friday from 8:00 a.m. to 8:30 p.m. Eastern Time
- Saturdays from 8:00 a.m. to 6:00 p.m. Eastern Time
- Sunday and Postal Holidays - Closed except for the following Holidays: Martin Luther King; President's Day; Columbus Day; & Veteran's Day with hours from 9:00 a.m. to 6:00 p.m. ET.

E-mail address: [uspstechsupport@esecurecare.net](mailto:uspstechsupport@esecurecare.net)

Telephone: 1-800-344-7779

### USPS Customer Commitment

The United States Postal Service fully understands the importance of providing information and service anytime day or night to your Internet and e-commerce customers. For that reason, the USPS is committed to providing 24 x 7 service from our Web Tools servers, 365 days a year.

## Trademarks

Express Mail, First-Class Mail, Global Express Mail, GXG, Global Priority Mail, Standard Post, Parcel Select, Priority Mail, Express Mail International, First Class Mail International, Priority Mail International, USPS, and ZIP + 4 are registered trademarks of the U.S. Postal Service.

USPS Tracking/Delivery Confirmation, Global Express Guaranteed, International Parcel Post, Priority Mail Global Guaranteed, Signature Confirmation, USPS Web Tools, and ZIP Code are trademarks of the U.S. Postal Service.

Microsoft and Visual Basic are registered trademarks of Microsoft Corporation.

Adobe Acrobat is a trademark of Adobe Systems Incorporated.

DUNS is a registered trademark of Dun & Bradstreet.

©Copyright 2013 United States Postal Service

# Table of Contents

<b>1</b>	<b>Introduction .....</b>	<b>4</b>
<b>2</b>	<b>Express Mail Label API.....</b>	<b>4</b>
<b>2.1</b>	<b>Express Mail Label Request.....</b>	<b>4</b>
2.1.1	API Signature.....	4
2.1.2	Request Diagram .....	5
2.1.3	Request Parameters.....	10
2.1.4	Request Example .....	18
<b>2.2</b>	<b>Express Mail Label Response.....</b>	<b>21</b>
2.2.1	Response Diagram .....	21
2.2.2	Response Parameters.....	23
2.2.3	Response Example .....	25
2.2.4	Tagged Label Diagram.....	26

# 1 Introduction

This document contains a Reference Guide to the Online Express Mail Label APIs. See the Developer's Guide to Web Tools APIs to learn the administrative process for gaining access to the Web Tools APIs as well as the basic mechanism for calling the APIs and processing the results. The Developer's Guide also contains information on testing and trouble-shooting.

For label specifications such as package dimensions, delivery information, etc., please refer to the Domestic Mail Manual (DMM) at <http://pe.usps.com/>.

## 2 Express Mail Label API

### 2.1 Express Mail Label Request

The Request Parameter sections present the XML input tags for generating Live requests and the restrictions on the values allowed. An error message will be returned if an incorrect value is entered. Also, be aware of the maximum character amounts allowed for some tags. If the user enters more than those amounts, an error will not be generated. **The Web Tool will simply pass in the characters up to the maximum amount allowed and disregard the rest.** This is important since the resulting value could prevent a correct response.

When building the XML request, pay particular attention to the **order and case** for tags. An error message will be returned if an incorrect value is entered. Remember that all data and attribute values in this document are for illustration purposes and are to be replaced by your actual values. For instance, a line of sample code may be:

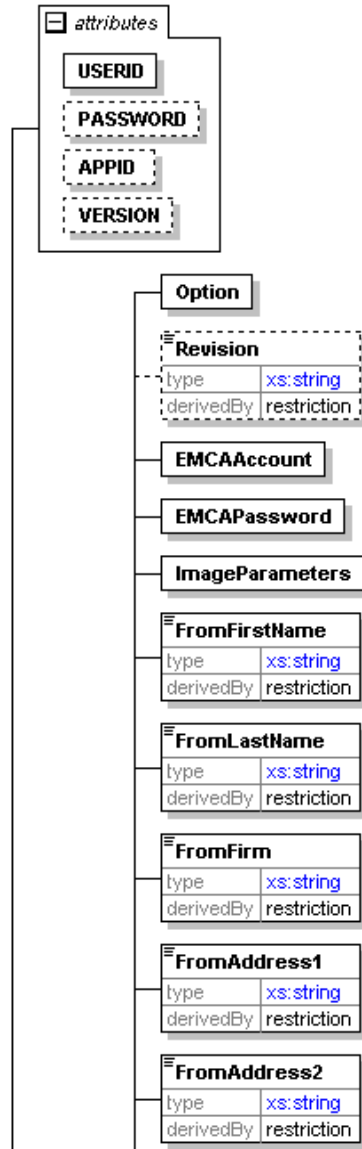
`<ZipDestination>12345</ZipDestination>`

In this instance, you will replace "12345" with the destination ZIP Code for the domestic-bound package.

#### 2.1.1 API Signature

<i>Scheme</i>	<i>Host</i>	<i>Path</i>	<i>API</i>	<i>XML</i>
https://	secure.shippingapis.com	/ShippingAPI.dll	?API=ExpressMailLabel	&XML=(see below)
https://	secure.shippingapis.com	/ShippingAPI.dll	?API=ExpressMailLabelCertify	&XML=(see below)

## 2.1.2 Request Diagram



ExpressMailLabelRequest

FromCity	
type	xs:string
derivedBy	restriction

FromState	
type	xs:string
derivedBy	restriction

FromZip5	
type	xs:string
derivedBy	restriction

FromZip4	
type	xs:string
derivedBy	restriction

FromPhone	
type	xs:string
derivedBy	restriction

ToFirstName	
type	xs:string
derivedBy	restriction

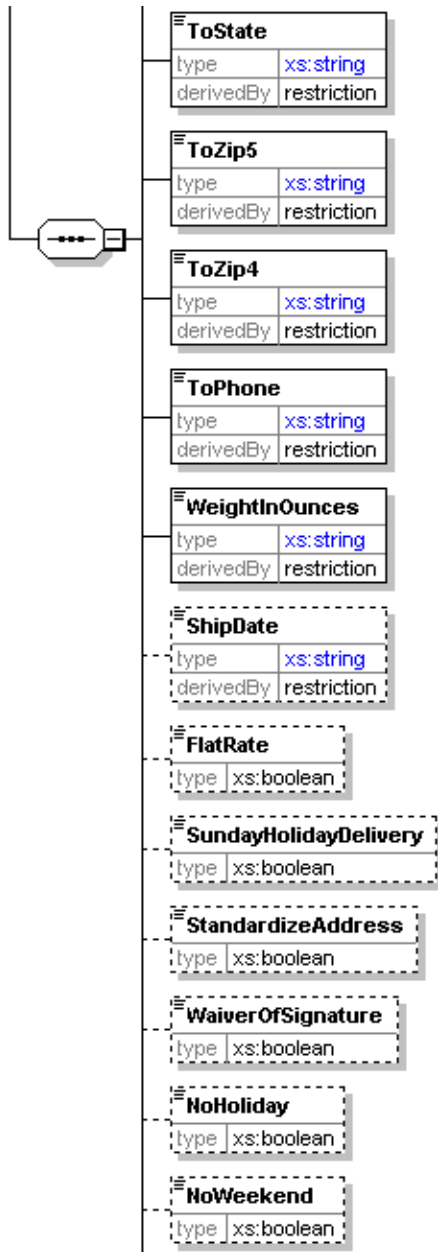
ToLastName	
type	xs:string
derivedBy	restriction

ToFirm	
type	xs:string
derivedBy	restriction

ToAddress1	
type	xs:string
derivedBy	restriction

ToAddress2	
type	xs:string
derivedBy	restriction

ToCity	
type	xs:string
derivedBy	restriction



**SeparateReceiptPage**

type xs:boolean

**POZipCode**

type xs:string

derivedBy restriction

**FacilityType**

type xs:string

derivedBy restriction

**Image Type**

type xs:string

derivedBy restriction

**LabelDate**

type xs:string

derivedBy restriction

**CustomerRefNo**

type xs:string

derivedBy restriction

**SenderName**

type xs:string

derivedBy restriction

**SenderEMail**

type xs:string

derivedBy restriction

**RecipientName**

type xs:string

derivedBy restriction

**RecipientEMail**

type xs:string

derivedBy restriction

**HoldForManifest**

type xs:string

derivedBy restriction



ExpressMailLabelCertifyRequest

CommercialPrice	
type	xs:boolean
derivedBy	restriction

InsuredAmount	
type	xs:decimal
derivedBy	restriction

Container	
type	xs:string
derivedBy	restriction

Size	
type	xs:string
derivedBy	restriction

Width	
type	xs:decimal
derivedBy	restriction

Length	
type	xs:decimal
derivedBy	restriction

Height	
type	xs:decimal
derivedBy	restriction

Girth	
type	xs:decimal
derivedBy	restriction

NineDigitRoutingZip	
---------------------	--

ExtraServices	
---------------	--

### 2.1.3 Request Parameters

Tag Name	Occurs	Description	Type	Validation
ExpressMailLabelRequest	required once	API=ExpressMailLabel	(group)	
ExpressMailLabelRequest / @USERID	required		NMTOKEN	
ExpressMailLabelRequest / @PASSWORD	optional		NMTOKEN	
ExpressMailLabelRequest / Option	required once	For future use.	empty	
ExpressMailLabelRequest / Revision	optional	In this API use a value of <b>2</b> to trigger new functionality. For example: <Revision>2</Revision>	string	minLength=0 pattern=\d{1} pattern=
ExpressMailLabelRequest / EMCAAccount	required once	For future use.	empty	
ExpressMailLabelRequest / EMCAPassword	required once	For future use.	empty	
ExpressMailLabelRequest / ImageParameters	required once	For future use.	empty	
ExpressMailLabelRequest / FromFirstName	required once	Values for either First and Last Name of Sender or Firm must be sent. Maximum Length: 26 characters for first and last names combined.  For example: <FromFirstName>MT</FromFirstName>	string	maxLength=26 minLength=0

Tag Name	Occurs	Description	Type	Validation
ExpressMailLabelRequest / FromLastName	required once	Values for either First and Last Name of Sender or Firm must be sent. Maximum Length: 26 characters for first and last names combined.  For example: <FromLastName>MARTIAN</FromLastName>	string	minLength=0 maxLength=26
ExpressMailLabelRequest / FromFirm	required once	Values for either First and Last Name of Sender or Firm must be sent. Maximum Length: 26 characters for firm name.  For example: <FromFirm>USPS</FromFirm>	string	minLength=0 maxLength=26
ExpressMailLabelRequest / FromAddress1	required once	From address line 1. Use this tag for an apartment or suite number.  For example: <FromAddress1>STE 150</FromAddress1>	string	minLength=0 maxLength=26
ExpressMailLabelRequest / FromAddress2	required once	From address line 2.  For example: <FromAddress2>6600 ROCKLEDGE DR</FromAddress2>	string	minLength=1 maxLength=26
ExpressMailLabelRequest / FromCity	required once	From city.  For example: <FromCity>BETHESDA</FromCity>	string	minLength=1 maxLength=13
ExpressMailLabelRequest / FromState	required once	From state.  For example: <FromState>MD</FromState>	string	minLength=2 maxLength=2
ExpressMailLabelRequest / FromZip5	required once	From ZIP code.  For example: <FromZip5>20212</FromZip5>	string	pattern=\d{5}
ExpressMailLabelRequest / FromZip4	required once	From ZIP+4 extension.  For example: <FromZip4/>	string	minLength=0 pattern=\d{4} pattern=

Tag Name	Occurs	Description	Type	Validation
ExpressMailLabelRequest / FromPhone	required once	From Phone #. 10 digits required (including area code), with no punctuation.  For example: <FromPhone>2125551234</FromPhone>	string	pattern=\d{10}
ExpressMailLabelRequest / ToFirstName	required once	Values for either First and Last Name of Recipient or Firm must be sent. Maximum Length: 26 characters for both names or firm name.  For example: <ToFirstName>Adam</ToFirstName>	string	minLength=0 maxLength=26
ExpressMailLabelRequest / ToLastName	required once	Values for either First and Last Name of Recipient or Firm must be sent. Maximum Length: 26 characters for both names or firm name.  For example: <ToLastName>Smith</ToLastName>	string	minLength=0 maxLength=26
ExpressMailLabelRequest / ToFirm	required once	Values for either First and Last Name of Recipient or Firm must be sent. Maximum Length: 26 characters for both names or firm name.  For example: <ToFirm>ABC CORPORATION</ToFirm>	string	minLength=0 maxLength=26
ExpressMailLabelRequest / ToAddress1	required once	Recipient address line 1. Use this tag for an apartment or suite number.  For example: <ToAddress1/>	string	minLength=0 maxLength=26
ExpressMailLabelRequest / ToAddress2	required once	Recipient address line 2. Must be a valid address.  For example: <ToAddress2>1234 MAIN ST</ToAddress2>	string	minLength=1 maxLength=26

Tag Name	Occurs	Description	Type	Validation
ExpressMailLabelRequest / ToCity	required once	Recipient city. Unless declined using the <StandardizeAddress> tag the API will cleanse (check) the address using USPS databases. Values for either To City and To State or Zip 5 must be sent. Maximum Length: 26 characters for both City and State combined.  For example: <ToCity>ANYTOWN</ToCity>	string	minLength=0 maxLength=13
ExpressMailLabelRequest / ToState	required once	Recipient state. Unless declined using the <StandardizeAddress> tag the API will cleanse (check) the address using USPS databases. Values for either To City and To State or Zip 5 must be sent. Maximum Length: 26 characters for both City and State combined.  For example: <ToState>MN</ToState>	string	minLength=0 pattern=\w{2}
ExpressMailLabelRequest / ToZip5	required once	Recipient ZIP code. Must be a valid ZIP code. Unless declined using the <StandardizeAddress> tag the API will cleanse (check) the address using USPS databases. Values for either To City and To State or Zip 5 must be sent. Maximum Length: 26 characters for both City and State combined.  For example: <ToZip5>12345</ToZip5>	string	minLength=0 pattern=\d{5}
ExpressMailLabelRequest / ToZip4	required once	Recipient ZIP+4 extension.  For example: <ToZip4/>	string	minLength=0 pattern=\d{4}
ExpressMailLabelRequest / ToPhone	required once	Recipient Phone #. If value is entered, 10 digits required (including area code), with no punctuation.  For example: <ToPhone>2125551234 </ToPhone>	string	pattern=\d{10}

Tag Name	Occurs	Description	Type	Validation
ExpressMailLabelRequest / WeightInOunces	required once	Package weight. Items must weigh 70 pounds or less. For example: <WeightInOunces>80</WeightInOunces>	string	pattern=\d{0,4}
ExpressMailLabelRequest / ShipDate	optional	Deprecated. See "LabelDate" tag.	string	pattern=\d{1,2}/\d{1,2}/\d(\d\d)?
ExpressMailLabelRequest / FlatRate	optional	Deprecated. See "Container" tag.	boolean	default=false
ExpressMailLabelRequest / SundayHolidayDelivery	optional	Guaranteed Sunday/Holiday Delivery. When true the label contains special banners and the postage on the label and in the response includes the premium.  For example: <SundayHolidayDelivery/>	boolean	default=false
ExpressMailLabelRequest / StandardizeAddress	optional	Delivery Address Cleansed. Enter "true" if you want the API to check the address for accuracy or "false" if you do not. Parcels with non-standardized addresses run the risk of being undeliverable.  For example: <StandardizeAddress/>	boolean	default=true
ExpressMailLabelRequest / WaiverOfSignature	optional	No Signature Required for Delivery. Enter "true" if you do not want a signature for receipt of the package or "false" if you do.  For example: <WaiverOfSignature/>	boolean	default=true
ExpressMailLabelRequest / NoHoliday	optional	Deprecated. See "SundayHolidayDelivery" tag.	boolean	default=false
ExpressMailLabelRequest / NoWeekend	optional	No Saturday Delivery. Enter "true" if you do not want the package delivered on Saturday or "false" if you do.	boolean	default=false

Tag Name	Occurs	Description	Type	Validation
ExpressMailLabelRequest / SeparateReceiptPage	optional	Label & Customer Online Record Printed on two separate pages. Enter "true" if you want the shipping label and online customer record printed on two separate pages or "false" if you want them printed on the same single page.  For example: <SeparateReceiptPage>true</SeparateReceiptPage>	boolean	default=false
ExpressMailLabelRequest / POZipCode	required once	ZIP Code of Post Office or collection box where item is mailed. May be different than From ZIP Code.  For example: <POZipCode/>	string	minLength=0 pattern=\d{5}
ExpressMailLabelRequest / FacilityType	optional	Has values: "DDU", "SCF", "BMC", "ADC", "ASF". Optional, but cannot be left blank if specified.  For example: <FacilityType>DDU</FacilityType>	string	enumeration=DDU enumeration=SCF enumeration=BMC enumeration=ADC enumeration=ASF
ExpressMailLabelRequest / ImageType	required once	Label Image Type.  For example: <ImageType>PDF</ImageType>	string	enumeration=PDF enumeration=GIF enumeration=None
ExpressMailLabelRequest / LabelDate	optional	Date Package Will Be Mailed. Ship date may be today plus 0 to 3 days in advance. Enter the date in either format: dd-mmm-yyyy, such as 14-Feb-2011, or mm/dd/yyyy, such as 02/14/2011.  For example: <LabelDate/>	string	minLength=0 pattern=\d{1,2}\d{1,2}\d(\d\d)?
ExpressMailLabelRequest / CustomerRefNo	optional	User-assigned Number for Internal Use.  For example: <CustomerRefNo>XYZ-123</CustomerRefNo>	string	minLength=0 maxLength=30

Tag Name	Occurs	Description	Type	Validation
ExpressMailLabelRequest / SenderName	optional	Name of E-mail Sender. For example: <SenderName>C. P. Apple</SenderName>	string	minLength=0
ExpressMailLabelRequest / SenderEMail	optional	E-mail Address of Sender. Valid e-mail addresses must be used. For example: <SenderEMail>cpapple@email.com</SenderEMail>	string	minLength=0 pattern=( <code>[\\w\\-\\.]+</code> )@( <code>([\\w-]+\\.)+</code> )[a-zA-Z]{2,4}
ExpressMailLabelRequest / RecipientName	optional	Name of E-mail Recipient For example: <RecipientName/>	string	minLength=0
ExpressMailLabelRequest / RecipientEMail	optional	E-mail Address of Recipient. Valid e-mail addresses must be used. For example: <RecipientEMail></RecipientEMail>	string	minLength=0 pattern=( <code>[\\w\\-\\.]+</code> )@( <code>([\\w-]+\\.)+</code> )[a-zA-Z]{2,4}
ExpressMailLabelRequest / HoldForManifest	optional	Restricted use. Holds manifest record for possible inclusion in SCAN request.	string	enumeration=Y enumeration=N
ExpressMailLabelRequest / CommercialPrice	optional	Indicates if commercial-base price should be returned. For commercial-base price eligibility, please reference the Domestic Mail Manual at <a href="http://pe.usps.com/">http://pe.usps.com/</a> . For example: <CommercialPrice>False</CommercialPrice>	boolean	default=false
ExpressMailLabelRequest / InsuredAmount	optional	Use this tag for entering an insurance amount, if applicable. For example: <InsuredAmount>100.00</InsuredAmount>	decimal	default=0 minInclusive=0 maxInclusive=9999.99 totalDigits=8 whiteSpace=collapse



Tag Name	Occurs	Description	Type	Validation
ExpressMailLabelRequest / Container	optional	<p>Use to specify special containers or container attributes that may affect postage; otherwise leave blank. Required when &lt;Revision&gt;='2'.</p> <p><b>Note:</b> RECTANGULAR or NONRECTANGULAR must be indicated when &lt;Size&gt;LARGE&lt;/Size&gt;.</p> <p>For example: &lt;Container&gt;FLAT RATE ENVELOPE&lt;/Container&gt;</p>	string	whiteSpace=collapse enumeration=VARIABLE enumeration=RECTANGULAR enumeration=NONRECTANGULAR enumeration=FLAT RATE ENVELOPE enumeration=LEGAL FLAT RATE ENVELOPE enumeration=PADDED FLAT RATE ENVELOPE enumeration=FLAT RATE BOX
ExpressMailLabelRequest / Size	optional	<p>Required when &lt;Revision&gt;='2'. Defined as follows:</p> <p>REGULAR: all package dimensions are under 12";            LARGE: any package dimension is greater than 12"</p> <p>For example: &lt;Size&gt;REGULAR&lt;/Size&gt;</p>	string	whiteSpace=collapse enumeration=LARGE enumeration=REGULAR
ExpressMailLabelRequest / Width	optional	<p>Value must be numeric. Units are inches. Required when Size is LARGE.</p> <p>For example: &lt;Width&gt;5.5&lt;/Width&gt;</p>	decimal	minExclusive=0.0 totalDigits=10
ExpressMailLabelRequest / Length	optional	<p>Value must be numeric. Units are inches. Required when Size is LARGE.</p> <p>For example: &lt;Length&gt;11&lt;/Length&gt;</p>	decimal	minExclusive=0.0 totalDigits=10
ExpressMailLabelRequest / Height	optional	<p>Value must be numeric. Units are inches. Required when Size is LARGE.</p> <p>For example: &lt;Height&gt;11&lt;/Height&gt;</p>	decimal	minExclusive=0.0 totalDigits=10

Tag Name	Occurs	Description	Type	Validation
ExpressMailLabelRequest / Girth	optional	Value must be numeric. Units are inches. Girth is only required when Container = 'NONRECTANGULAR' and Size='LARGE'.  For example: <Girth>41</Girth>	decimal	minExclusive=0.0 totalDigits=10
ExpressMailLabelRequest / NineDigitRoutingZip	optional	Indicates if an IMPB barcode format is desired. "True" returns an IMPB barcode with a nine digit routing zip code, and "false" returns and IMPB barcode with a five digit routing zip code.  For example: <NineDigitRoutingZip>>true</NineDigitRoutingZip>	boolean	default=false
ExpressMailLabelRequest / ExtraServices	optional	Groups extra services elements	(group)	
ExpressMailLabelCertifyRequest	required once	API=ExpressMailLabelCertify	(alias)	

#### 2.1.4 Request Example

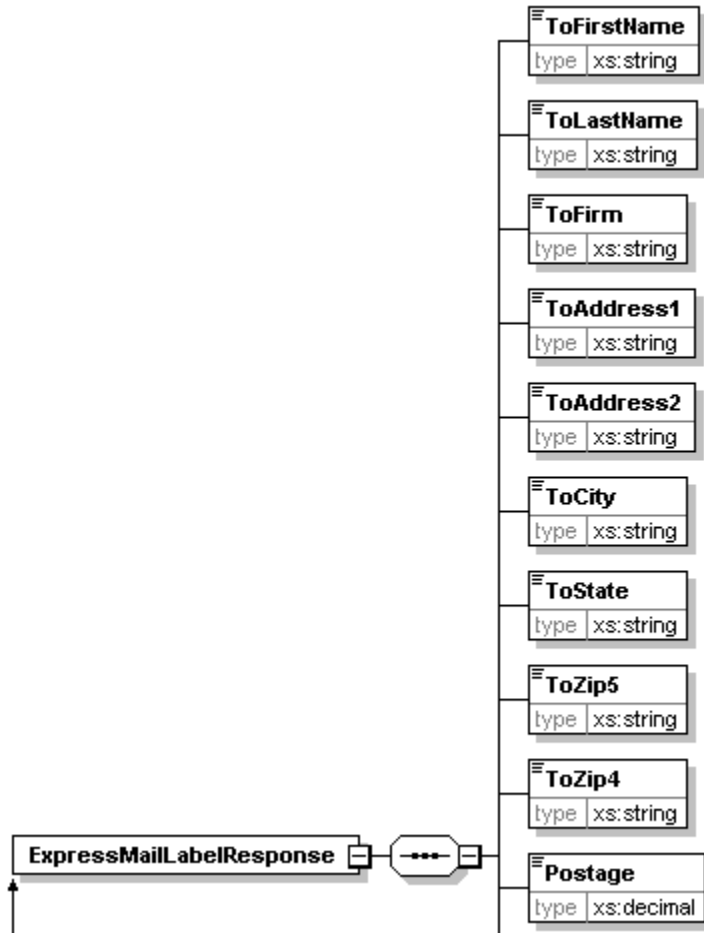
```
<?xml version="1.0" encoding="UTF-8" ?>
<ExpressMailLabelCertifyRequest USERID="XXXXXX">
  <Option />
  <Revision>2</Revision>
  <EMCAAccount />
  <EMCAPassword />
  <ImageParameters />
</ExpressMailLabelCertifyRequest>
```

<FromFirstName>Adam</FromFirstName>  
<FromLastName>Smith</FromLastName>  
<FromFirm/>  
<FromAddress1>RM 2100</FromAddress1>  
<FromAddress2>475 L'Enfant Plaza SW</FromAddress2>  
<FromCity>Washington</FromCity>  
<FromState>DC</FromState>  
<FromZip5>20260</FromZip5>  
<FromZip4/>  
<FromPhone>2125551234</FromPhone>  
<ToFirstName>Janice</ToFirstName>  
<ToLastName>Dickens</ToLastName>  
<ToFirm>XYZ Corporation</ToFirm>  
<ToAddress1>Ste 100</ToAddress1>  
<ToAddress2>2 Massachusetts Ave NE</ToAddress2>  
<ToCity>Washington</ToCity>  
<ToState>DC</ToState>  
<ToZip5>20212</ToZip5>  
<ToZip4 />  
<ToPhone>2125551234</ToPhone>  
<WeightInOunces>105</WeightInOunces>  
<FlatRate/>  
<SundayHolidayDelivery/>  
<StandardizeAddress/>

<WaiverOfSignature/>  
<NoHoliday/>  
<NoWeekend/>  
<SeparateReceiptPage/>  
<POZipCode>20212</POZipCode>  
<FacilityType>DDU</FacilityType>  
<ImageType>PDF</ImageType>  
<LabelDate>10/19/2010</LabelDate>  
<CustomerRefNo/>  
<SenderName>Adam Smith</SenderName>  
<SenderEMail>asmith@email.com</SenderEMail>  
<RecipientName>Janice Dickens</RecipientName>  
<RecipientEMail>jdickens@email.com</RecipientEMail>  
<HoldForManifest/>  
<CommercialPrice>>false</CommercialPrice>  
<InsuredAmount>425.00</InsuredAmount>  
<Container>NONRECTANGULAR</Container>  
<Size>LARGE</Size>  
<Width>7</Width>  
<Length>20.5</Length>  
<Height>15</Height>  
<Girth>60</Girth>  
</ExpressMailLabelCertifyRequest>

## 2.2 Express Mail Label Response

### 2.2.1 Response Diagram



**ExpressMailLabelCertifyResponse**

**EMConfirmationNumber**  
type xs:string

**EMLabel**  
type xs:base64Binary

**EMReceipt**  
type xs:base64Binary

**RDC**  
type xs:string

**InsuranceFee**  
type xs:decimal  
derivedBy restriction

**ExtraServices**

**Zone**  
type xs:string

**CarrierRoute**  
type xs:string

**LogMessage**  
type xs:string

## 2.2.2 Response Parameters

Tag Name	Occurs	Description	Type	Validation
ExpressMailLabelResponse	required once		(group)	
ExpressMailLabelResponse / ToFirstName	required once	First Name of Recipient	string	
ExpressMailLabelResponse / ToLastName	required once	Last Name of Recipient	string	
ExpressMailLabelResponse / ToFirm	required once	Company Name	string	
ExpressMailLabelResponse / ToAddress1	required once	To Address Line 1	string	
ExpressMailLabelResponse / ToAddress2	required once	To Address Line 2	string	
ExpressMailLabelResponse / ToCity	required once	To City	string	
ExpressMailLabelResponse / ToState	required once	To State	string	
ExpressMailLabelResponse / ToZip5	required once	To ZIP Code	string	
ExpressMailLabelResponse / ToZip4	required once	To ZIP Code+4	string	
ExpressMailLabelResponse / Postage	required once	Amount of Postage Required, does not include insurance or other extra service fees.	decimal	
ExpressMailLabelResponse / EMConfirmationNumber	required once	Express Mail Tracking Number	string	

Tag Name	Occurs	Description	Type	Validation
ExpressMailLabelResponse / EMLabel	optional	Express Mail Label, if requested (where <ImageType> tag not "None")	base64Binary	
ExpressMailLabelResponse / EMReceipt	optional	Separate Express Mail Customer Online Record, if requested using <SeparateReceiptPage> tag	base64Binary	
ExpressMailLabelResponse / RDC	optional repeating up to 1 times		string	
ExpressMailLabelResponse / InsuranceFee	optional		decimal	minExclusive=0.0 maxInclusive=5000
ExpressMailLabelResponse / ExtraServices	required once	For future use.	(group)	
ExpressMailLabelResponse / Zone	required once	Postal Zone. Indicates the number of postal rate zones between the origin and destination ZIP codes.	string	
ExpressMailLabelResponse / CarrierRoute	required once		string	
ExpressMailLabelResponse / LogMessage	optional	A text message for integrators of this API. It may contain additional information about this particular request/response, or general information about the API or Web Tools. In typical implementations, whenever this tag is encountered, the message is written to the console log file for later analysis.	string	
ExpressMailLabelCertifyResponse	required once		(alias)	



### 2.2.3 Response Example

```
<?xml version="1.0" encoding="UTF-8" ?>
<ExpressMailLabelCertifyResponse xmlns:xsi="http://www.w3.org/2001/XMLSchema-instance">
  <ToFirstName>Janice</ToFirstName>
  <ToLastName>Dickens</ToLastName>
  <ToFirm>XYZ CORPORATION</ToFirm>
  <ToAddress1>Ste 100</ToAddress1>
  <ToAddress2>2 MASSACHUSETTS AVE NE</ToAddress2>
  <ToCity>WASHINGTON</ToCity>
  <ToState>DC</ToState>
  <ToZip5>20212</ToZip5>
  <ToZip4>0002</ToZip4>
  <Postage>28.60</Postage>
  <EMConfirmationNumber>4202021294712XXXXXXXXXXXXXXXXXXXX</EMConfirmationNumber>
  <EMLabel>ZGVmYXVsdA==</EMLabel>
  <EMReceipt>ZGVmYXVsdA==</EMReceipt>
  <RDC>0007</RDC>
  <InsuranceFee>2.40</InsuranceFee>
  <ExtraServices />
  <Zone>1</Zone>
  <CarrierRoute>C000</CarrierRoute>
</ExpressMailLabelCertifyResponse>
```



## 2.2.4 Tagged Label Diagram

E	POSTAGE REQUIRED
<b>USPS EXPRESS MAIL®</b>	
<FromName> <FromPhone> <FromFirm> <FromAddress1> <FromAddress2> <RDC> <FromCity><FromState><FromZip5><FromZip4>	
<b>WAIVER OF SIGNATURE REQUESTED</b>	
SHIP <ToName> TO: <ToFirm> <ToAddress1> <ToAddress2> <ToCity><ToState><ToZip5><ToZip4>	
<b>USPS EXPRESS MAIL</b>	
 <EMConfirmationNumber>	
<b>POSTAL USE ONLY</b>	
Date In: Mo. Day Year Time In: <input type="checkbox"/> AM <input type="checkbox"/> PM	
Day of Delivery: <input type="checkbox"/> Next <input type="checkbox"/> Second <input type="checkbox"/> 12 Noon <input type="checkbox"/> 3 PM	
Return Receipt	COD Additional Insurance Fee

Instructions: Ensure that the Express Mail label is securely affixed to the shipping container.  
DO NOT place tape over any printed area of the shipping label.



Cut Along Line and Retain Bottom Portion For Your Records.  
If You Bring Your Item to the Post Office, Present this Record for a Proof of Mailing Receipt.

 <b>EXPRESS MAIL</b> UNITED STATES POSTAL SERVICE®	<b>CUSTOMER Online Record</b> DO NOT MAIL
 <EMConfirmationNumber>	
<b>ORIGIN (POSTAL USE ONLY)</b>	
PO ZIP CODE <POZipCode>	Day of Delivery <input type="checkbox"/> Next <input type="checkbox"/> Second
Date In Mo. Day Year	Flat Rate Envelope <input type="checkbox"/> FlatRate>
Time In <input type="checkbox"/> AM <input type="checkbox"/> PM	Postage \$ <Postage>
Weight <WeightInOunces> lbs	Return Receipt Fee
<input type="checkbox"/> Saturday <input checked="" type="checkbox"/> Sunday / Holiday	Address in PO Box <input type="checkbox"/>
No Delivery <input type="checkbox"/>	COD Fee
Acceptance Clerk Initials	Insurance Fee
Total Postage & Fees \$	
<b>CUSTOMER INFORMATION</b>	
FROM: <FromName> <FromFirm> <FromAddress1> <FromAddress2> <FromCity><FromState><FromZip5><FromZip4>	TO: <ToName> <ToFirm> <ToAddress1> <ToAddress2> <ToCity><ToState><ToZip5><ToZip4>
PHONE <FromPhone>	PHONE <ToPhone>
FOR PICKUP OR TRACKING CALL 1-800-222-1811 www.usps.com	
Label 110, Jan. 2001	

**WAIVER OF SIGNATURE** (Domestic only) Additional merchandise insurance is void if waiver of signature is requested. If wish delivery to be made without obtaining signature of addressee or addressee's agent, (if delivery employee judges that article can be left in secure location) and I authorize that delivery employee's signature constitutes valid proof of delivery.