



**DEPARTMENT OF DEFENSE**

UNITED STATES JOINT STAFF  
JOINT INTEROPERABILITY DIVISION  
2449 SURVEYOR STREET, BLDG 4455  
POPE AAF, NC 28308-2793

AFOP-JT  
23 May 2011

MEMORANDUM FOR JOINT TACTICAL OPERATIONS INTERFACE TRAINING

FROM: Director, Joint Interoperability Division

SUBJECT: JT-101 Web Based Training

ENCLOSURES: (a) Instructions for Enrollment in JT-101 Web Based Training

1. On 29 June 2010 the Joint Interoperability Division (JID) released the JT-101 Link 16 Joint Interoperability Course Web Based Trainer (WBT) on Joint Knowledge Online. Since the release many Joint Warfighters have enrolled and successfully completed the WBT.
2. It is the intention of the JID to maintain and improve the WBT. I encourage all personnel who use Link 16 to enroll into the course and provide any critical feedback. Students must complete the WBT within 90 days from registering and achieve a passing score of 80% on each examination in order to receive credit for this course.
3. Enclosure (a) provides step by step instructions for enrollment into the JT-101 WBT.

A handwritten signature in black ink, appearing to read "T. Davis, Jr.", written in a cursive style.

THEODORE L. DAVIS, JR., Colonel, USAF  
Director



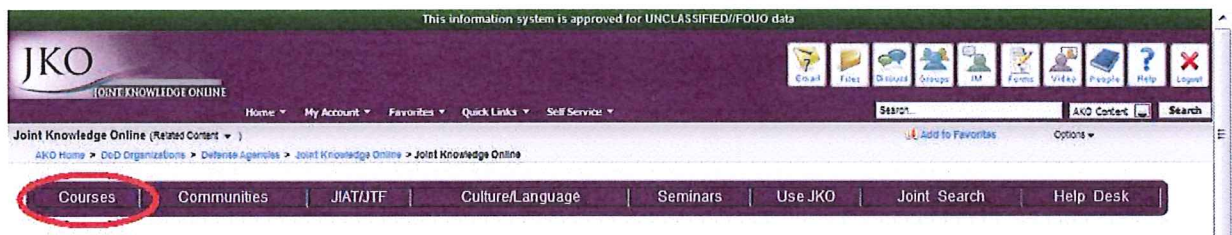
AFOP-JT  
23 May 2011

## INSTRUCTIONS FOR ENROLLMENT INTO JT-101 WEB BASED TRAINING


1. The JT-101 Web Based Training (WBT) requires the user to have an account with either Joint Knowledge Online or Army Knowledge Online. To create an account, the user must go to [www.us.army.mil](http://www.us.army.mil) and follow the instructions for registration.
2. Once the AKO or JKO account is created, the user must log in to AKO or JKO.
3. Once logged in, the user must paste the following link into the web browser: <https://www.us.army.mil/suite/page/508203> . This address will take the user to the Joint Interoperability Division Community of Interest webpage. This webpage contains all information about the JID to include scheduling.
4. To continue to the JT-101 WBT, the user must click on the JKO banner at the top of the page.



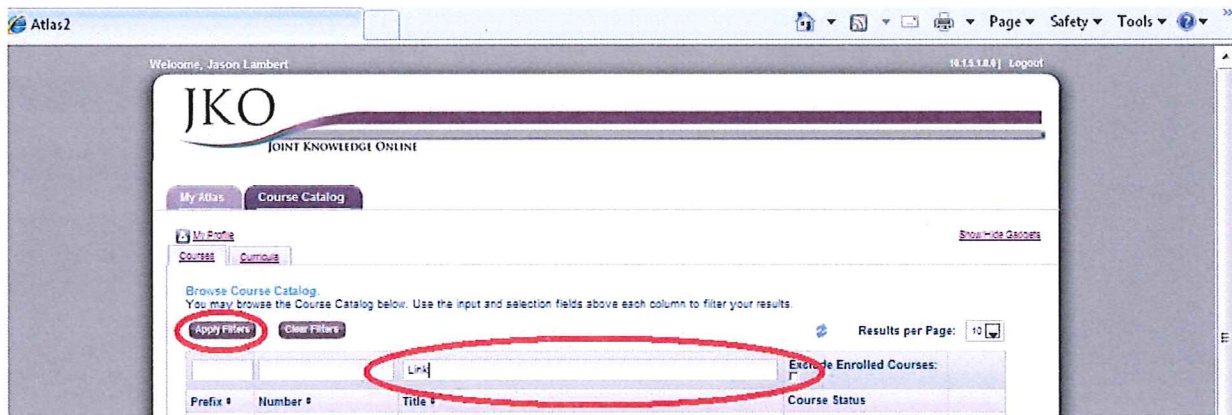
5. Next the user must click on the "Courses" tab.



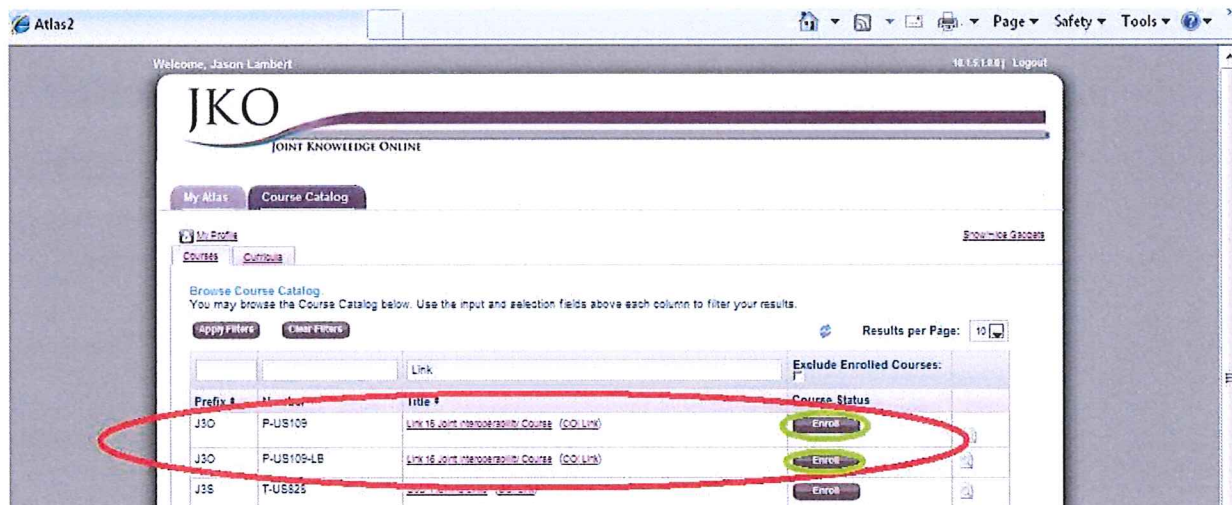
6. Once at the Atlas 2 page, the user must click on the "Course Catalog" tab.



7. Once in the Course Catalog, the user must apply a search filter in the 3rd column by typing "Link" into the filter area and then clicking "Apply Filters"



8. Once the filters are applied the user should be able to see P-US109 and P-US109LB. P-US109 is the high bandwidth version and P-US109LB is the low bandwidth version. Both of these courses are the same, but the low bandwidth version excludes some of the high resolution graphics to allow efficient operation of the course in austere locations with low bandwidth services.



9. Any issues or questions concerning these instructions can be directed to the JID Training Officer, Capt Jason A. Lambert (910)394-1214 or jason.a.lambert.mil@mail.mil.