


SOUTHWEST FISHERIES CENTER

HONOLULU, HI 96812

P.O. BOX 3830

HONOLULU LABORATORY

March 1986



NATIONAL MARINE FISHERIES SERVICE

FISHERY STATISTICS OF THE WESTERN PACIFIC, VOLUME I.

American Samoa (1982-84)

**Commonwealth of the
Northern Mariana Islands (1979-84)**

State of Hawaii (1979-84)

COMPILED BY

David C. Hamm and Todd T. Kassman
Southwest Fisheries Center Honolulu Laboratory
National Marine Fisheries Service, NOAA
Honolulu, Hawaii 96822-2396

NOT FOR PUBLICATION

ADMINISTRATIVE REPORT

H-86-4

**check all errata*



This report is used to insure prompt dissemination of preliminary results, interim reports, and special studies to the scientific community. Contact the Western Pacific Fishery Information Network at the Southwest Fisheries Center Honolulu Laboratory, National Marine Fisheries Service, NOAA or the respective agencies if you wish to cite or reproduce this material.



U.S. DEPARTMENT OF COMMERCE
National Oceanic and Atmospheric Administration
NATIONAL MARINE FISHERIES SERVICE
Southwest Fisheries Center Honolulu Laboratory
2570 Dole St. • Honolulu, Hawaii 96822-2396

June 17, 1987

F/SWC2

MEMORANDUM FOR: Distribution
FROM: *David C. Hamm*
David C. Hamm, WPACFIN Program Manager
SUBJECT: Errata for FSWP Volume I

It was recently brought to my attention that 2 significant errors exist in 2 monthly tables in the Volume I of Fishery Statistics of the Western Pacific (FSWP). These errors naturally created corresponding errors in the annual summaries for the 2 years involved. Additionally, these were carried into the data used to produce several of the graphs (figures) in the document. Please accept our apologies for these errors. I still haven't traced down the source but will eventually. Please make the corrections in your copy of the document as needed. Following is a list of the errors. Replace existing numbers with the ones below bracketed by asterisks (*9999*). Updated figures may be made available in the future as time permits, but are not available at this time.

TABLE 10.1 p.IV.10 Annual 1979 Hawaii Landings:
Skipjack Tuna *5100018* pounds; \$3438221; at *\$0.67* per pound
TOTALS *10105321* pounds

TABLE 10.4 p.IV.16 February 1979 Hawaii Landings:
Skipjack Tuna *163435* pounds; \$163300; at *\$1.00* per pound
TOTALS *426727* pounds

TABLE 11.1 p.IV.40 Annual 1980 Hawaii Landings:
Skipjack Tuna 3786489 pounds; *\$2946144* at *\$0.78* per pound
TOTALS *\$10722290*

TABLE 11.10 p.IV.58 August 1980 Hawaii Landings:
Skipjack Tuna 793517 pounds; *\$462212* at *\$0.58* per pound
TOTALS *\$1182355*

FIGURES affected: 16.1, 16.2, 16.4, 22.1, 22.5, 23.2, 23.3, 23.5, 24.9



Southwest Fisheries Center Administrative Report H-86-4

FISHERY STATISTICS OF THE WESTERN PACIFIC

VOLUME I

Territory of American Samoa (1982-84)

Commonwealth of the Northern Mariana Islands (1979-84)

State of Hawaii (1979-84)

Compiled By

David C. Hamm and Todd T. Kassman
Southwest Fisheries Center Honolulu Laboratory
National Marine Fisheries Service, NOAA
Honolulu, Hawaii 96822-2396

March 1986

NOT FOR PUBLICATION

PREFACE

In recent years there has been a greatly increased demand for data and information concerning marine fisheries. In 1981 the National Marine Fisheries Service's Southwest Fisheries Center started the Western Pacific Fishery Information Network (WPACFIN) to help Pacific island fishery agencies upgrade their data collecting, processing, and reporting capabilities to help meet these increased needs in the central and western Pacific area. Agencies participating in this program include: the National Marine Fisheries Service's Southwest Fisheries Center and its Honolulu Laboratory, and the Southwest Region and its Western Pacific Program Office, American Samoa's Office of Marine Resources, the Commonwealth of the Northern Mariana Islands' Division of Fish and Wildlife, Guam's Division of Aquatic and Wildlife Resources, Hawaii's Division of Aquatic Resources, and the Western Pacific Regional Fishery Management Council.

In 1982 these agencies formed a Fisheries Data Coordinating Committee (FDCC) and a FDCC Technical Subcommittee to help guide, coordinate, and monitor all of the many activities being undertaken in each agency to improve their systems. Since 1981, significant progress has been made by all participating agencies, particularly in the areas of upgrading data collecting and processing systems.

As a major step in improving and coordinating the data reporting and distributing systems of the agencies, in May 1985, the FDCC agreed to begin producing a combined document reporting each island's major fisheries statistics. Production of the document would be the responsibility of the FDCC Technical Subcommittee and would be coordinated by the WPACFIN program manager. Each agency would supply required data for inclusion in the report through established WPACFIN methods. The FDCC further agreed that the initial reports would contain summaries back to 1979 if the data were available.

This document is the first volume in the new series "Fishery Statistics of the Western Pacific" and contains summaries of commercial fishery landings for American Samoa (1982-84), the Commonwealth of the Northern Mariana Islands (1979-84), and Hawaii (1979-84). The next volume will contain statistics from Guam and possibly other Pacific islands. Subsequent volumes will be annual updates of statistics for each participating agency.

TABLE OF CONTENTS

	<u>PAGE</u>
I. Background	
Introduction	I.1
Progress	I.1
Precautions	I.1
Contents	I.2
Definitions	I.2
Graphics	I.3
II. American Samoa Fishery Statistics 1982 Through 1984	
Introduction	II.1
Data Collecting System	II.1
Data Processing System	II.2
Data Reporting System	II.3
Tables and Figures	II.7
III. CNMI Fishery Statistics 1979 Through 1984	
Introduction	III.1
Data Collecting System	III.1
Data Processing System	III.2
Data Reporting System	III.3
Tables and Figures	III.6
IV. State of Hawaii Fishery Statistics 1979 Through 1984	
Introduction	IV.1
Data Collecting System	IV.1
Data Processing System	IV.2
Data Reporting System	IV.3
Tables and Figures	IV.8

LIST OF AMERICAN SAMOA SUMMARY TABLES

TABLE	TITLE	PAGE
1.1	American Samoa 1982 Annual Commercial Landings	II.8
1.2	American Samoa 1982 Commercial Landings Not Sold	II.10
1.3	American Samoa January 1982 Commercial Landings	II.11
1.4	American Samoa February 1982 Commercial Landings	II.12
1.5	American Samoa March 1982 Commercial Landings	II.13
1.6	American Samoa April 1982 Commercial Landings	II.14
1.7	American Samoa May 1982 Commercial Landings	II.15
1.8	American Samoa June 1982 Commercial Landings	II.16
1.9	American Samoa July 1982 Commercial Landings	II.17
1.10	American Samoa August 1982 Commercial Landings	II.17
1.11	American Samoa September 1982 Commercial Landings	II.18
1.12	American Samoa October 1982 Commercial Landings	II.19
1.13	American Samoa November 1982 Commercial Landings	II.19
1.14	American Samoa December 1982 Commercial Landings	II.20
2.1	American Samoa 1983 Annual Commercial Landings	II.23
2.2	American Samoa 1983 Commercial Landings Not Sold	II.25
2.3	American Samoa January 1983 Commercial Landings	II.26
2.4	American Samoa February 1983 Commercial Landings	II.26
2.5	American Samoa March 1983 Commercial Landings	II.27
2.6	American Samoa April 1983 Commercial Landings	II.27
2.7	American Samoa May 1983 Commercial Landings	II.28
2.8	American Samoa June 1983 Commercial Landings	II.29
2.9	American Samoa July 1983 Commercial Landings	II.30
2.10	American Samoa August 1983 Commercial Landings	II.31
2.11	American Samoa September 1983 Commercial Landings	II.32
2.12	American Samoa October 1983 Commercial Landings	II.33
2.13	American Samoa November 1983 Commercial Landings	II.34
2.14	American Samoa December 1983 Commercial Landings	II.35
3.1	American Samoa 1984 Annual Commercial Landings	II.38
3.2	American Samoa 1984 Commercial Landings Not Sold	II.40
3.3	American Samoa January 1984 Commercial Landings	II.41
3.4	American Samoa February 1984 Commercial Landings	II.42
3.5	American Samoa March 1984 Commercial Landings	II.43
3.6	American Samoa April 1984 Commercial Landings	II.44
3.7	American Samoa May 1984 Commercial Landings	II.45
3.8	American Samoa June 1984 Commercial Landings	II.46
3.9	American Samoa July 1984 Commercial Landings	II.46
3.10	American Samoa August 1984 Commercial Landings	II.47
3.11	American Samoa September 1984 Commercial Landings	II.48
3.12	American Samoa October 1984 Commercial Landings	II.49
3.13	American Samoa November 1984 Commercial Landings	II.50
3.14	American Samoa December 1984 Commercial Landings	II.51

LIST OF CNMI SUMMARY TABLES

TABLE	TITLE	PAGE
4.1	CNMI 1979 Annual Commercial Landings	III.7
4.2	CNMI January 1979 Commercial Landings	III.8
4.3	CNMI February 1979 Commercial Landings	III.8
4.4	CNMI March 1979 Commercial Landings	III.8
4.5	CNMI April 1979 Commercial Landings	III.9
4.6	CNMI May 1979 Commercial Landings	III.9
4.7	CNMI June 1979 Commercial Landings	III.9
4.8	CNMI July 1979 Commercial Landings	III.10
4.9	CNMI August 1979 Commercial Landings	III.10
4.10	CNMI September 1979 Commercial Landings	III.10
4.11	CNMI October 1979 Commercial Landings	III.11
4.12	CNMI November 1979 Commercial Landings	III.11
4.13	CNMI December 1979 Commercial Landings	III.11
5.1	CNMI 1980 Annual Commercial Landings	III.14
5.2	CNMI May 1980 Commercial Landings	III.15
5.3	CNMI June 1980 Commercial Landings	III.15
5.4	CNMI July 1980 Commercial Landings	III.15
5.5	CNMI August 1980 Commercial Landings	III.16
5.6	CNMI September 1980 Commercial Landings	III.16
5.7	CNMI October 1980 Commercial Landings	III.17
5.8	CNMI November 1980 Commercial Landings	III.17
5.9	CNMI December 1980 Commercial Landings	III.18
6.1	CNMI 1981 Annual Commercial Landings	III.21
6.2	CNMI January 1981 Commercial Landings	III.22
6.3	CNMI February 1981 Commercial Landings	III.22
6.4	CNMI March 1981 Commercial Landings	III.23
6.5	CNMI April 1981 Commercial Landings	III.23
6.6	CNMI May 1981 Commercial Landings	III.24
6.7	CNMI June 1981 Commercial Landings	III.25
6.8	CNMI July 1981 Commercial Landings	III.26
6.9	CNMI August 1981 Commercial Landings	III.27
6.10	CNMI September 1981 Commercial Landings	III.28
6.11	CNMI October 1981 Commercial Landings	III.29
6.12	CNMI November 1981 Commercial Landings	III.30
6.13	CNMI December 1981 Commercial Landings	III.31

LIST OF CNMI SUMMARY TABLES (Cont.)

TABLE	TITLE	PAGE
7.1	CNMI 1982 Annual Commercial Landings	III.34
7.2	CNMI January 1982 Commercial Landings	III.35
7.3	CNMI February 1982 Commercial Landings	III.36
7.4	CNMI March 1982 Commercial Landings	III.37
7.5	CNMI April 1982 Commercial Landings	III.37
7.6	CNMI May 1982 Commercial Landings	III.38
7.7	CNMI June 1982 Commercial Landings	III.38
7.8	CNMI July 1982 Commercial Landings	III.39
7.9	CNMI October 1982 Commercial Landings	III.40
7.10	CNMI November 1982 Commercial Landings	III.41
7.11	CNMI December 1982 Commercial Landings	III.42
8.1	CNMI 1983 Annual Commercial Landings	III.45
8.2	CNMI January 1983 Commercial Landings	III.46
8.3	CNMI February 1983 Commercial Landings	III.47
8.4	CNMI March 1983 Commercial Landings	III.48
8.5	CNMI April 1983 Commercial Landings	III.49
8.6	CNMI May 1983 Commercial Landings	III.50
8.7	CNMI June 1983 Commercial Landings	III.51
8.8	CNMI July 1983 Commercial Landings	III.52
8.9	CNMI August 1983 Commercial Landings	III.53
8.10	CNMI September 1983 Commercial Landings	III.54
8.11	CNMI October 1983 Commercial Landings	III.55
8.12	CNMI November 1983 Commercial Landings	III.56
8.13	CNMI December 1983 Commercial Landings	III.57
9.1	CNMI 1984 Annual Commercial Landings	III.60
9.2	CNMI January 1984 Commercial Landings	III.61
9.3	CNMI February 1984 Commercial Landings	III.62
9.4	CNMI March 1984 Commercial Landings	III.63
9.5	CNMI April 1984 Commercial Landings	III.64
9.6	CNMI May 1984 Commercial Landings	III.65
9.7	CNMI June 1984 Commercial Landings	III.66
9.8	CNMI July 1984 Commercial Landings	III.67
9.9	CNMI August 1984 Commercial Landings	III.68
9.10	CNMI September 1984 Commercial Landings	III.69
9.11	CNMI October 1984 Commercial Landings	III.70
9.12	CNMI November 1984 Commercial Landings	III.71
9.13	CNMI December 1984 Commercial Landings	III.72

LIST OF HAWAII SUMMARY TABLES

TABLE	TITLE	PAGE
10.1	Hawaii 1979 Annual Commercial Landings	IV.9
10.2	Hawaii 1979 Commercial Landings Not Sold	IV.11
10.3	Hawaii January 1979 Commercial Landings	IV.13
10.4	Hawaii February 1979 Commercial Landings	IV.15
10.5	Hawaii March 1979 Commercial Landings	IV.17
10.6	Hawaii April 1979 Commercial Landings	IV.19
10.7	Hawaii May 1979 Commercial Landings	IV.21
10.8	Hawaii June 1979 Commercial Landings	IV.23
10.9	Hawaii July 1979 Commercial Landings	IV.25
10.10	Hawaii August 1979 Commercial Landings	IV.27
10.11	Hawaii September 1979 Commercial Landings	IV.29
10.12	Hawaii October 1979 Commercial Landings	IV.31
10.13	Hawaii November 1979 Commercial Landings	IV.33
10.14	Hawaii December 1979 Commercial Landings	IV.35
11.1	Hawaii 1980 Annual Commercial Landings	IV.39
11.2	Hawaii 1980 Commercial Landings Not Sold	IV.41
11.3	Hawaii January 1980 Commercial Landings	IV.43
11.4	Hawaii February 1980 Commercial Landings	IV.45
11.5	Hawaii March 1980 Commercial Landings	IV.47
11.6	Hawaii April 1980 Commercial Landings	IV.49
11.7	Hawaii May 1980 Commercial Landings	IV.51
11.8	Hawaii June 1980 Commercial Landings	IV.53
11.9	Hawaii July 1980 Commercial Landings	IV.55
11.10	Hawaii August 1980 Commercial Landings	IV.57
11.11	Hawaii September 1980 Commercial Landings	IV.59
11.12	Hawaii October 1980 Commercial Landings	IV.61
11.13	Hawaii November 1980 Commercial Landings	IV.63
11.14	Hawaii December 1980 Commercial Landings	IV.65
12.1	Hawaii 1981 Annual Commercial Landings	IV.69
12.2	Hawaii 1981 Commercial Landings Not Sold	IV.72
12.3	Hawaii January 1981 Commercial Landings	IV.74
12.4	Hawaii February 1981 Commercial Landings	IV.76
12.5	Hawaii March 1981 Commercial Landings	IV.78
12.6	Hawaii April 1981 Commercial Landings	IV.80
12.7	Hawaii May 1981 Commercial Landings	IV.82
12.8	Hawaii June 1981 Commercial Landings	IV.84
12.9	Hawaii July 1981 Commercial Landings	IV.86
12.10	Hawaii August 1981 Commercial Landings	IV.88
12.11	Hawaii September 1981 Commercial Landings	IV.90
12.12	Hawaii October 1981 Commercial Landings	IV.92
12.13	Hawaii November 1981 Commercial Landings	IV.94
12.14	Hawaii December 1981 Commercial Landings	IV.96

LIST OF HAWAII SUMMARY TABLES (Cont.)

TABLE	TITLE	PAGE
13.1	Hawaii 1982 Annual Commercial Landings	IV.100
13.2	Hawaii 1982 Commercial Landings Not Sold	IV.103
13.3	Hawaii January 1982 Commercial Landings	IV.105
13.4	Hawaii February 1982 Commercial Landings	IV.107
13.5	Hawaii March 1982 Commercial Landings	IV.109
13.6	Hawaii April 1982 Commercial Landings	IV.111
13.7	Hawaii May 1982 Commercial Landings	IV.113
13.8	Hawaii June 1982 Commercial Landings	IV.115
13.9	Hawaii July 1982 Commercial Landings	IV.117
13.10	Hawaii August 1982 Commercial Landings	IV.119
13.11	Hawaii September 1982 Commercial Landings	IV.121
13.12	Hawaii October 1982 Commercial Landings	IV.123
13.13	Hawaii November 1982 Commercial Landings	IV.125
13.14	Hawaii December 1982 Commercial Landings	IV.127
14.1	Hawaii 1983 Annual Commercial Landings	IV.131
14.2	Hawaii 1983 Commercial Landings Not Sold	IV.134
14.3	Hawaii January 1983 Commercial Landings	IV.136
14.4	Hawaii February 1983 Commercial Landings	IV.138
14.5	Hawaii March 1983 Commercial Landings	IV.140
14.6	Hawaii April 1983 Commercial Landings	IV.142
14.7	Hawaii May 1983 Commercial Landings	IV.144
14.8	Hawaii June 1983 Commercial Landings	IV.146
14.9	Hawaii July 1983 Commercial Landings	IV.148
14.10	Hawaii August 1983 Commercial Landings	IV.150
14.11	Hawaii September 1983 Commercial Landings	IV.152
14.12	Hawaii October 1983 Commercial Landings	IV.154
14.13	Hawaii November 1983 Commercial Landings	IV.156
14.14	Hawaii December 1983 Commercial Landings	IV.158
15.1	Hawaii 1984 Annual Commercial Landings	IV.162
15.2	Hawaii 1984 Commercial Landings Not Sold	IV.165
15.3	Hawaii January 1984 Commercial Landings	IV.167
15.4	Hawaii February 1984 Commercial Landings	IV.169
15.5	Hawaii March 1984 Commercial Landings	IV.171
15.6	Hawaii April 1984 Commercial Landings	IV.173
15.7	Hawaii May 1984 Commercial Landings	IV.175
15.8	Hawaii June 1984 Commercial Landings	IV.177
15.9	Hawaii July 1984 Commercial Landings	IV.179
15.10	Hawaii August 1984 Commercial Landings	IV.181
15.11	Hawaii September 1984 Commercial Landings	IV.183
15.12	Hawaii October 1984 Commercial Landings	IV.185
15.13	Hawaii November 1984 Commercial Landings	IV.187
15.14	Hawaii December 1984 Commercial Landings	IV.189

LIST OF AMERICAN SAMOA FIGURES

FIGURE	TITLE	PAGE
1.1	American Samoa 1982 Fisheries Categories: Pelagic, Bottom, Reef, and Other	II.21
1.2	American Samoa 1982 Monthly Landings of Tunas, PMUS, and BMUS	II.21
1.3	American Samoa 1982 Monthly Landings of Wahoo, Mahimahi, and Billfish	II.22
1.4	American Samoa 1982 Monthly Landings of Skipjack, Yellowfin, and Other Tunas	II.22
2.1	American Samoa 1983 Fisheries Categories: Pelagic, Bottom, Reef, and Other	II.36
2.2	American Samoa 1983 Monthly Landings of Tunas, PMUS, and BMUS	II.36
2.3	American Samoa 1983 Monthly Landings of Wahoo, Mahimahi, and Billfish	II.37
2.4	American Samoa 1983 Monthly Landings of Skipjack, Yellowfin, and Other Tunas	II.37
3.1	American Samoa 1984 Fisheries Categories: Pelagic, Bottom, Reef, and Other	II.52
3.2	American Samoa 1984 Monthly Landings of Tunas, PMUS, and BMUS	II.52
3.3	American Samoa 1984 Monthly Landings of Wahoo, Mahimahi, and Billfish	II.53
3.4	American Samoa 1984 Monthly Landings of Skipjack, Yellowfin, and Other Tunas	II.53
4.1	American Samoa 1982-1984 Average Monthly Landings of Tunas, PMUS, and BMUS	II.54
4.2	American Samoa 1982-1984 Average Monthly Landings of Wahoo and Mahimahi	II.54
4.3	American Samoa 1982-1984 Average Monthly Landings of Blue Marlin and Sailfish	II.55
4.4	American Samoa 1982-1984 Average Monthly Landings of Skipjack, Yellowfin, and Other Tunas	II.55
4.5	American Samoa 1982-1984 Average Monthly Landings of BMUS, Onaga, and Ehu	II.56

LIST OF AMERICAN SAMOA FIGURES (Cont.)

FIGURE	TITLE	PAGE
5.1	American Samoa 1982-1984 Annual Trend of Fisheries Categories: Pelagic, Bottom, Reef, and Other	II.57
5.2	American Samoa 1982-1984 Annual Trends of Total Commercial Landings	II.57
5.3	American Samoa 1982-1984 Annual Trends of Tunas, PMJS, and BMJS Landings	II.58
5.4	American Samoa 1982-1984 Annual Trends of Wahoo, Mahimahi, and Billfish	II.58
5.5	American Samoa 1982-1984 Annual Trends of Skipjack, Yellowfin, and Other Tunas	II.59
6.1	American Samoa 1982-1984 Landings of Wahoo	II.60
6.2	American Samoa 1982-1984 Landings of Mahimahi	II.60
6.3	American Samoa 1982-1984 Landings of Blue Marlin	II.61
6.4	American Samoa 1982-1984 Landings of Sailfish	II.61
6.5	American Samoa 1982-1984 Landings of Skipjack Tuna	II.62
6.6	American Samoa 1982-1984 Landings of Yellowfin Tuna	II.62
6.7	American Samoa 1982-1984 Landings of Onaga	II.63
6.8	American Samoa 1982-1984 Landings of Ehu	II.63

LIST OF CNMI FIGURES

FIGURE	TITLE	PAGE
7.1	CNMI 1979 Fisheries Categories: Pelagic, Bottom, Reef, and Other	III.12
7.2	CNMI 1979 Monthly Landings of Tunas, PMUS, and BMUS	III.12
7.3	CNMI 1979 Monthly Landings of Wahoo, Mahimahi, and Billfish	III.13
7.4	CNMI 1979 Monthly Landings of Skipjack, Yellowfin, and Other Tunas	III.13
8.1	CNMI 1980 Fisheries Categories: Pelagic, Bottom, Reef, and Other	III.19
8.2	CNMI 1980 Monthly Landings of Tunas, PMUS, and BMUS	III.19
8.3	CNMI 1980 Monthly Landings of Wahoo, Mahimahi, and Billfish	III.20
8.4	CNMI 1980 Monthly Landings of Skipjack, Yellowfin, and Other Tunas	III.20
9.1	CNMI 1981 Fisheries Categories: Pelagic, Bottom, Reef, and Other	III.32
9.2	CNMI 1981 Monthly Landings of Tunas, PMUS, and BMUS	III.32
9.3	CNMI 1981 Monthly Landings of Wahoo, Mahimahi, and Billfish	III.33
9.4	CNMI 1981 Monthly Landings of Skipjack, Yellowfin, and Other Tunas	III.33
10.1	CNMI 1982 Fisheries Categories: Pelagic, Bottom, Reef, and Other	III.43
10.2	CNMI 1982 Monthly Landings of Tunas, PMUS, and BMUS	III.43
10.3	CNMI 1982 Monthly Landings of Wahoo, Mahimahi, and Billfish	III.44
10.4	CNMI 1982 Monthly Landings of Skipjack, Yellowfin, and Other Tunas	III.44
11.1	CNMI 1983 Fisheries Categories: Pelagic, Bottom, Reef, and Other	III.58
11.2	CNMI 1983 Monthly Landings of Tunas, PMUS, and BMUS	III.58
11.3	CNMI 1983 Monthly Landings of Wahoo, Mahimahi, and Billfish	III.59
11.4	CNMI 1983 Monthly Landings of Skipjack, Yellowfin, and Other Tunas	III.59

LIST OF CNMI FIGURES (Cont.)

FIGURE	TITLE	PAGE
12.1	CNMI 1984 Fisheries Categories: Pelagic, Bottom, Reef, and Other	III.73
12.2	CNMI 1984 Monthly Landings of Tunas, PMUS, and BMUS	III.73
12.3	CNMI 1984 Monthly Landings of Wahoo, Mahimahi, and Billfish	III.74
12.4	CNMI 1984 Monthly Landings of Skipjack, Yellowfin, and Other Tunas	III.74
13.1	CNMI 1979-1984 Average Monthly Landings of Tunas, PMUS, and BMUS	III.75
13.2	CNMI 1979-1984 Average Monthly Landings of Wahoo and Mahimahi	III.75
13.3	CNMI 1979-1984 Average Monthly Landings of Blue Marlin And Sailfish	III.76
13.4	CNMI 1979-1984 Average Monthly Landings of Skipjack, Yellowfin, and Other Tunas	III.76
13.5	CNMI 1979-1984 Average Monthly Landings of BMUS, Emperor, and Grouper	III.77
14.1	CNMI 1979-1984 Annual Trend of Fisheries Categories: Pelagic, Bottom, Reef, and Other	III.78
14.2	CNMI 1979-1984 Annual Trends of Total Commercial Landings	III.78
14.3	CNMI 1979-1984 Annual Trends of Tunas, PMUS, and BMUS Landings	III.79
14.4	CNMI 1979-1984 Annual Trends of Wahoo, Mahimahi, and Billfish	III.79
14.5	CNMI 1979-1984 Annual Trends of Skipjack, Yellowfin, and Other Tunas	III.80
15.1	CNMI 1979-1984 Landings of Wahoo	III.81
15.2	CNMI 1979-1984 Landings of Mahimahi	III.81
15.3	CNMI 1979-1984 Landings of Marlin	III.82
15.4	CNMI 1979-1984 Landings of Skipjack Tuna	III.83
15.5	CNMI 1979-1984 Landings of Yellowfin Tuna	III.83
15.6	CNMI 1979-1984 Landings of Emperor	III.84
15.7	CNMI 1979-1984 Landings of Grouper	III.84

LIST OF HAWAII FIGURES

FIGURE	TITLE	PAGE
16.1	Hawaii 1979 Fisheries Categories: Pelagic, Bottom, Reef, and Other	IV.37
16.2	Hawaii 1979 Monthly Landings of Tunas, PMUS, and BMUS	IV.37
16.3	Hawaii 1979 Monthly Landings of Wahoo, Mahimahi, and Billfish	IV.38
16.4	Hawaii 1979 Monthly Landings of Skipjack, Yellowfin, and Other Tunas	IV.38
17.1	Hawaii 1980 Fisheries Categories: Pelagic, Bottom, Reef, and Other	IV.67
17.2	Hawaii 1980 Monthly Landings of Tunas, PMUS, and BMUS	IV.67
17.3	Hawaii 1980 Monthly Landings of Wahoo, Mahimahi, and Billfish	IV.68
17.4	Hawaii 1980 Monthly Landings of Skipjack, Yellowfin, and Other Tunas	IV.68
18.1	Hawaii 1981 Fisheries Categories: Pelagic, Bottom, Reef, and Other	IV.98
18.2	Hawaii 1981 Monthly Landings of Tunas, PMUS, and BMUS	IV.98
18.3	Hawaii 1981 Monthly Landings of Wahoo, Mahimahi, and Billfish	IV.99
18.4	Hawaii 1981 Monthly Landings of Skipjack, Yellowfin, and Other Tunas	IV.99
19.1	Hawaii 1982 Fisheries Categories: Pelagic, Bottom, Reef, and Other	IV.129
19.2	Hawaii 1982 Monthly Landings of Tunas, PMUS, and BMUS	IV.129
19.3	Hawaii 1982 Monthly Landings of Wahoo, Mahimahi, and Billfish	IV.130
19.4	Hawaii 1982 Monthly Landings of Skipjack, Yellowfin, and Other Tunas	IV.130
20.1	Hawaii 1983 Fisheries Categories: Pelagic, Bottom, Reef, and Other	IV.160
20.2	Hawaii 1983 Monthly Landings of Tunas, PMUS, and BMUS	IV.160
20.3	Hawaii 1983 Monthly Landings of Wahoo, Mahimahi, and Billfish	IV.161
20.4	Hawaii 1983 Monthly Landings of Skipjack, Yellowfin, and Other Tunas	IV.161
21.1	Hawaii 1984 Fisheries Categories: Pelagic, Bottom, Reef, and Other	IV.191

LIST OF HAWAII FIGURES (Cont.)

FIGURE	TITLE	PAGE
21.2	Hawaii 1984 Monthly Landings of Tunas, PMJS, and BMJS	IV.191
21.3	Hawaii 1984 Monthly Landings of Wahoo, Mahimahi, and Billfish	IV.192
21.4	Hawaii 1984 Monthly Landings of Skipjack, Yellowfin, and Other Tunas	IV.192
22.1	Hawaii 1979-1984 Average Monthly Landings of Tunas, PMJS, and BMJS	IV.193
22.2	Hawaii 1979-1984 Average Monthly Landings of Wahoo and Mahimahi	IV.193
22.3	Hawaii 1979-1984 Average Monthly Landings of Marlin Species	IV.194
22.4	Hawaii 1979-1984 Average Monthly Landings of Swordfish, Sailfish, and Spearfish	IV.194
22.5	Hawaii 1979-1984 Average Monthly Landings of Skipjack, Yellowfin, and Other Tunas	IV.195
22.6	Hawaii 1979-1984 Average Monthly Landings of BMJS, Onaga, and Opakapaka	IV.196
22.7	Hawaii 1979-1984 Average Monthly Landings of BMJS, Ehu, and Uku	IV.196
23.1	Hawaii 1979-1984 Annual Trend of Fisheries Categories Pelagic, Bottom, Reef, and Other	IV.197
23.2	Hawaii 1979-1984 Annual Trends of Total Commercial Landings	IV.197
23.3	Hawaii 1979-1984 Annual Trends of Tunas, PMJS, and BMJS Landings	IV.198
23.4	Hawaii 1979-1984 Annual Trends of Wahoo, Mahimahi, and Billfish	IV.198
23.5	Hawaii 1979-1984 Annual Trends of Skipjack, Yellowfin, and Other Tunas	IV.199
24.1	Hawaii 1979-1984 Landings of Wahoo	IV.200
24.2	Hawaii 1979-1984 Landings of Mahimahi	IV.200
24.3	Hawaii 1979-1984 Landings of Blue Marlin	IV.201
24.4	Hawaii 1979-1984 Landings of Black Marlin	IV.201
24.5	Hawaii 1979-1984 Landings of Striped Marlin	IV.202
24.6	Hawaii 1979-1984 Landings of Sailfish	IV.202
24.7	Hawaii 1979-1984 Landings of Shortnose Spearfish	IV.203
24.8	Hawaii 1979-1984 Landings of Broadbill Swordfish	IV.203
24.9	Hawaii 1979-1984 Landings of Skipjack Tuna	IV.204
24.10	Hawaii 1979-1984 Landings of Yellowfin Tuna	IV.204
24.11	Hawaii 1979-1984 Landings of Onaga	IV.205
24.12	Hawaii 1979-1984 Landings of Opakapaka	IV.205
24.13	Hawaii 1979-1984 Landings of Ehu	IV.206
24.14	Hawaii 1979-1984 Landings of Uku	IV.206

INTRODUCTION

This report has been compiled by governmental fishery agencies of several islands in the central and western Pacific area in a cooperative and continuing effort to improve the availability and dissemination of fisheries information. The data contained herein have been collected, computerized, edited, and processed by agencies participating in the Western Pacific Fishery Information Network (WPACFIN) including the American Samoa Office of Marine Resources (OMR), the Commonwealth of the Northern Mariana Islands (CNMI) Division of Fish and Wildlife (DFW), and the Hawaii Division of Aquatic Resources (HDAR). However, the data summaries and graphs contained in this document were prepared by WPACFIN staff at the Southwest Fisheries Center (SWFC) Honolulu Laboratory, National Marine Fisheries Service (NMFS) from data provided by these agencies. Data from OMR and DFW were on floppy disks in established WPACFIN data base formats. Data from HDAR were published monthly summaries and were coded and entered into computer format by Honolulu Laboratory data processing staff. Once these agency data were put into the proper format on the central WPACFIN computer and appropriate edit and verification procedures completed, summary reports and files were produced using software developed specifically for this purpose. Graphs were produced using commercially available software and a pen plotter from summary files that were "downloaded" from the central computer to a different microcomputer.

PROGRESS

In 1981 when WPACFIN began assisting agencies make improvements in their data collecting and processing systems, only the State of Hawaii had computerized processing. By mid-1982 fisheries offices in American Samoa, Guam, and the CNMI all had implemented computerized processing on microcomputers supplied by WPACFIN. Since that time, these agencies have made many significant improvements to their data collecting systems and have established sound automated data processing systems. Most agencies can now provide fishery statistics to WPACFIN within 45 days of the date of collection. The HDAR has also improved its systems in recent years and has significantly reduced the lag time in data processing from about 2-1/2 years to 1 year. It has also improved the procedures used for editing, updating, and processing Hawaii's data. Implementation of additional planned improvements could reduce the lag time to about 6 months.

PRECAUTIONS

Data collecting systems vary greatly among Pacific island fishery agencies. Although much standardization has taken place and is continuing, there remain many unique aspects of each island's systems based on local needs and capabilities. When using summaries contained in this report, especially if making comparisons, one should keep in mind the nature of the collection system used to produce the data. For instance, Hawaii's data are based on mandatory monthly reporting by licensed commercial fishermen,

I.2

CNMI's data are based on voluntary monthly reporting of fish buyers using government provided invoices, and American Samoa's data are based on almost daily interviews of fishermen. Each collection system has advantages and disadvantages and the user should be aware of them when making comparisons or interpretations of the data.

The user should also be aware that species assemblages vary among island groups as do cultural preferences and principal fishing techniques. Population size is of particular importance when making interpretations of the relative value and importance of fisheries. To help the user make these value judgments more detailed explanations of the data collecting and processing systems are provided in each island's section of this report.

CONTENTS

This document is divided into sections by island group. Each section contains reports on the monthly and annual landings by species or species groups for the commercial fleet. Recreational and subsistence fishing statistics are generally not included. However, for American Samoa and Hawaii, two sets of annual summaries are included, one each for commercial landings that were sold and not sold.

Definitions

In addition to the description of the systems and the monthly and annual reports, each section contains graphs of some of the summary fishery statistics that are of particular interest or importance to participating WPACFIN agencies. For purposes of graphical presentation of the data, several categories have been defined for each island's fisheries. Because of differences in reporting systems and capabilities among the islands, species contained within each category may vary, but all categories are documented in each island's section. Overlap exists among some of the categories used for different graphs. Categories used in the graphs include:

1. Fisheries Categories - These are combinations of species of similar ecological types, specifically, pelagic, bottom fish, reef fish, and "other." "Other" includes groups that generally traverse these categories, such as sharks and certain jacks, or are not typically included in these groups, such as mullet and milkfish.
2. Pelagic Management Unit Species (PMUS) - Defined in the Fishery Management Plan for pelagic species to include the billfishes, wahoo, mahimahi, and sharks.
3. Bottom Fish Management Unit Species (BMUS) - Defined as the species of initial importance in the Fishery Management Plan for bottom fish and seamount fisheries including the major deepwater snapper, grouper, emperor, and certain jacks.

4. Tunas - Predominantly skipjack and yellowfin tunas in all areas, but also including most other tuna species and excluding wahoo.
5. Other Tunas - All tunas as defined above, but excluding skipjack and yellowfin tunas.
6. Billfish - Combination of all marlins, sailfish, spearfish, and swordfish species.

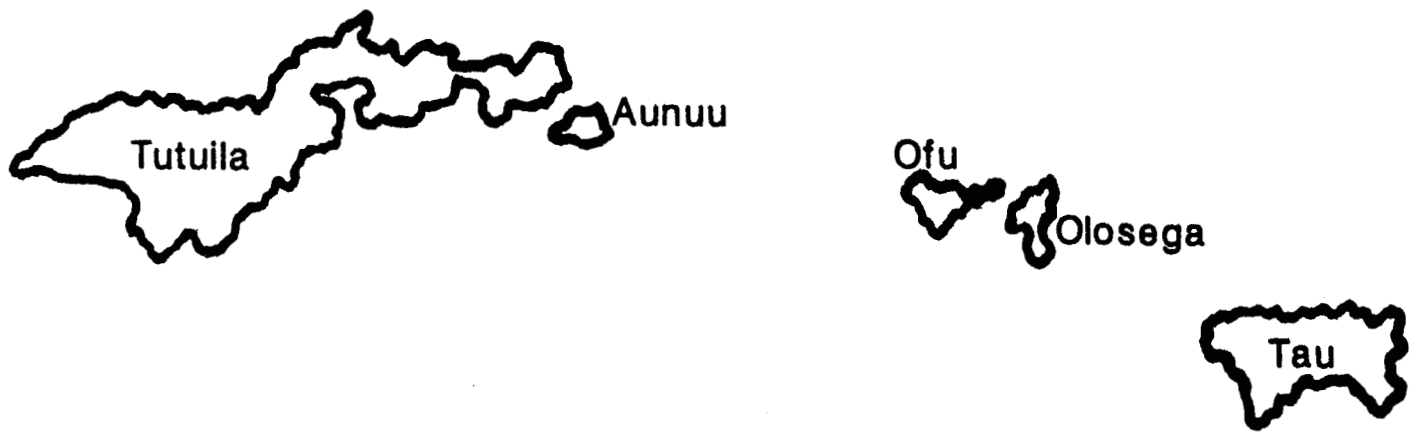
Graphics

Four types of graphs are provided with each island's data. Type I graphs present summary charts of the major species and species groups for each year. Type II graphs are seasonality plots for the major species or species groups showing the average weight landed during each month for all years combined. Type III graphs help visualize the variability between years, and Type IV graphs help document the monthly fluctuations in catches of some of the major commercially important species for the whole time series.

- I. Monthly graphs for each year's data including:
 - A. Major fisheries categories
 - B. Tunas, PMUS, and BMUS
 - C. Wahoo, mahimahi, and billfish
 - D. Skipjack, yellowfin, and other tunas
- II. Plots of average monthly landings for:
 - A. Tunas, PMUS, and BMUS
 - B. Wahoo and mahimahi
 - C. Billfish species:
 1. Marlin and sailfish - American Samoa and CNMI
 2. Blue marlin, black marlin, and striped marlin - Hawaii
 3. Sailfish, shortbill spearfish, and swordfish - Hawaii
 - D. Skipjack, yellowfin, and other tunas
 - E. BMUS and the most important bottom fish species
 1. BMUS, emperor, and grouper - CNMI
 2. BMUS, ehu, and onaga - American Samoa
 3. BMUS, onaga, and opakapaka - Hawaii
 4. BMUS, ehu, and uku - Hawaii
- III. Graphs of annual summary statistics for:
 - A. Major fisheries categories
 - B. Total commercial landings - pounds and dollars
 - C. Tunas, PMUS, and BMUS
 - D. Wahoo, mahimahi, and billfish
 - E. Skipjack, yellowfin, and other tunas

IV. Graphs of monthly landings over the entire time series for the following major species:

- A. Wahoo - American Samoa, CNMI, and Hawaii
- B. Mahimahi - American Samoa, CNMI, and Hawaii
- C. Blue marlin - American Samoa, CNMI, and Hawaii
- D. Black marlin - Hawaii
- E. Striped marlin - Hawaii
- F. Sailfish - American Samoa and Hawaii
- G. Shortbill spearfish - Hawaii
- H. Swordfish - Hawaii
- I. Skipjack tuna - American Samoa, CNMI, and Hawaii
- J. Yellowfin tuna - American Samoa, CNMI, and Hawaii
- K. Opakapaka - Hawaii
- L. Onaga - American Samoa and Hawaii
- M. Uku - Hawaii
- N. Ehu - American Samoa and Hawaii
- O. Emperors - CNMI
- P. Grouper - CNMI



American Samoa

**Fishery Statistics
1982 to 1984**

AMERICAN SAMOA FISHERY STATISTICS

1982 THROUGH 1984

Compiled By

American Samoa Office of Marine Resources

and the

Western Pacific Fishery Information Network

March 1986

LIST OF AMERICAN SAMOA SUMMARY TABLES

TABLE	TITLE	PAGE
1.1	American Samoa 1982 Annual Commercial Landings	II.8
1.2	American Samoa 1982 Commercial Landings Not Sold	II.10
1.3	American Samoa January 1982 Commercial Landings	II.11
1.4	American Samoa February 1982 Commercial Landings	II.12
1.5	American Samoa March 1982 Commercial Landings	II.13
1.6	American Samoa April 1982 Commercial Landings	II.14
1.7	American Samoa May 1982 Commercial Landings	II.15
1.8	American Samoa June 1982 Commercial Landings	II.16
1.9	American Samoa July 1982 Commercial Landings	II.17
1.10	American Samoa August 1982 Commercial Landings	II.17
1.11	American Samoa September 1982 Commercial Landings	II.18
1.12	American Samoa October 1982 Commercial Landings	II.19
1.13	American Samoa November 1982 Commercial Landings	II.19
1.14	American Samoa December 1982 Commercial Landings	II.20
2.1	American Samoa 1983 Annual Commercial Landings	II.23
2.2	American Samoa 1983 Commercial Landings Not Sold	II.25
2.3	American Samoa January 1983 Commercial Landings	II.26
2.4	American Samoa February 1983 Commercial Landings	II.26
2.5	American Samoa March 1983 Commercial Landings	II.27
2.6	American Samoa April 1983 Commercial Landings	II.27
2.7	American Samoa May 1983 Commercial Landings	II.28
2.8	American Samoa June 1983 Commercial Landings	II.29
2.9	American Samoa July 1983 Commercial Landings	II.30
2.10	American Samoa August 1983 Commercial Landings	II.31
2.11	American Samoa September 1983 Commercial Landings	II.32
2.12	American Samoa October 1983 Commercial Landings	II.33
2.13	American Samoa November 1983 Commercial Landings	II.34
2.14	American Samoa December 1983 Commercial Landings	II.35
3.1	American Samoa 1984 Annual Commercial Landings	II.38
3.2	American Samoa 1984 Commercial Landings Not Sold	II.40
3.3	American Samoa January 1984 Commercial Landings	II.41
3.4	American Samoa February 1984 Commercial Landings	II.42
3.5	American Samoa March 1984 Commercial Landings	II.43
3.6	American Samoa April 1984 Commercial Landings	II.44
3.7	American Samoa May 1984 Commercial Landings	II.45
3.8	American Samoa June 1984 Commercial Landings	II.46
3.9	American Samoa July 1984 Commercial Landings	II.46
3.10	American Samoa August 1984 Commercial Landings	II.47
3.11	American Samoa September 1984 Commercial Landings	II.48
3.12	American Samoa October 1984 Commercial Landings	II.49
3.13	American Samoa November 1984 Commercial Landings	II.50
3.14	American Samoa December 1984 Commercial Landings	II.51

LIST OF AMERICAN SAMOA FIGURES

FIGURE	TITLE	PAGE
1.1	American Samoa 1982 Fisheries Categories: Pelagic, Bottom, Reef, and Other	II.21
1.2	American Samoa 1982 Monthly Landings of Tunas, PMUS, and BMUS	II.21
1.3	American Samoa 1982 Monthly Landings of Wahoo, Mahimahi, and Billfish	II.22
1.4	American Samoa 1982 Monthly Landings of Skipjack, Yellowfin, and Other Tunas	II.22
2.1	American Samoa 1983 Fisheries Categories: Pelagic, Bottom, Reef, and Other	II.36
2.2	American Samoa 1983 Monthly Landings of Tunas, PMUS, and BMUS	II.36
2.3	American Samoa 1983 Monthly Landings of Wahoo, Mahimahi, and Billfish	II.37
2.4	American Samoa 1983 Monthly Landings of Skipjack, Yellowfin, and Other Tunas	II.37
3.1	American Samoa 1984 Fisheries Categories: Pelagic, Bottom, Reef, and Other	II.52
3.2	American Samoa 1984 Monthly Landings of Tunas, PMUS, and BMUS	II.52
3.3	American Samoa 1984 Monthly Landings of Wahoo, Mahimahi, and Billfish	II.53
3.4	American Samoa 1984 Monthly Landings of Skipjack, Yellowfin, and Other Tunas	II.53
4.1	American Samoa 1982-1984 Average Monthly Landings of Tunas, PMUS, and BMUS	II.54
4.2	American Samoa 1982-1984 Average Monthly Landings of Wahoo and Mahimahi	II.54
4.3	American Samoa 1982-1984 Average Monthly Landings of Blue Marlin and Sailfish	II.55
4.4	American Samoa 1982-1984 Average Monthly Landings of Skipjack, Yellowfin, and Other Tunas	II.55
4.5	American Samoa 1982-1984 Average Monthly Landings of BMUS, Onaga, and Ehu	II.56

LIST OF AMERICAN SAMOA FIGURES (Cont.)

FIGURE	TITLE	PAGE
5.1	American Samoa 1982-1984 Annual Trend of Fisheries Categories: Pelagic, Bottom, Reef, and Other	II.57
5.2	American Samoa 1982-1984 Annual Trends of Total Commercial Landings	II.57
5.3	American Samoa 1982-1984 Annual Trends of Tunas, PMUS, and BMUS Landings	II.58
5.4	American Samoa 1982-1984 Annual Trends of Wahoo, Mahimahi, and Billfish	II.58
5.5	American Samoa 1982-1984 Annual Trends of Skipjack, Yellowfin, and Other Tunas	II.59
6.1	American Samoa 1982-1984 Landings of Wahoo	II.60
6.2	American Samoa 1982-1984 Landings of Mahimahi	II.60
6.3	American Samoa 1982-1984 Landings of Blue Marlin	II.61
6.4	American Samoa 1982-1984 Landings of Sailfish	II.61
6.5	American Samoa 1982-1984 Landings of Skipjack Tuna	II.62
6.6	American Samoa 1982-1984 Landings of Yellowfin Tuna	II.62
6.7	American Samoa 1982-1984 Landings of Onaga	II.63
6.8	American Samoa 1982-1984 Landings of Ehu	II.63

AMERICAN SAMOA FISHERY STATISTICS 1982 TO 1984**INTRODUCTION**

The islands of American Samoa are located at approximately lat. 14°S and long. 170°W and comprise the major island of Tutuila where about 87% of the total population of 34,000 live; Aunu'u, a small island less than 1 mile off Tutuila's southeast shore; the Manu'a Islands of Ofu, Olesaga, and Ta'u located about 105 km (65 miles) east of Tutuila and having about 4,300 residents; the uninhabited Rose Atoll some 290 km (180 miles) east of Tutuila; and Swain's Island about 350 km (220 miles) north of Tutuila where approximately 20 people live. The American Samoa Office of Marine Resources (OMR), located in Pago Pago on Tutuila, has been collecting fisheries data from the local fleet on Tutuila since the early 1970's and from the Manu'a Islands since 1983. The majority of data collected over the years has been from the commercial fleet, although some recreational and subsistence fisheries data have also been collected. The OMR made significant changes and improvements in their data collecting and processing systems in 1982 with the acquisition of microcomputer hardware, software, and training provided by the WPACFIN program. Because data collected before 1982 are not complete and are not comparable with those collected since the changes were implemented, pre-1982 data are not included in this document.

The domestic fisheries of American Samoa are typically small boat, 1-day fisheries. Although one domestic longliner recently began operating, the majority of the commercial fleet is composed of two types of 28-29 ft outboard engine powered catamarans called alias and manta cats. Fishing trips are typically 1 or 2 days long; fishing is mostly by trolling and bottom fishing methods. The average trip length during 1984 was about 14 h; the crew size was three fishermen. The domestic commercial fleet has grown from 18 in 1980 to 46 in 1984; most vessels are located on Tutuila. The majority of the catch is sold locally, but some is exported to Hawaii and sold at the Honolulu auction.

DATA COLLECTING SYSTEM

The major method used by OMR for obtaining commercial landings statistics is interviewing fishermen at the end of their trips. Although refinements have been made over the last few years, the basic system remains the same. The OMR data collectors keep track of as much fishing activity as possible and routinely obtain interviews from fishermen as often as possible. Some of the advantages of this method of data collection are improved accuracy of the data because of on-site verification, greatly reduced recall bias by the fishermen, and an increase in the amount of information that can be readily collected. Disadvantages are that this method is labor intensive, interviews are not obtained for all trips, and it requires a good working relationship with the fishermen. Since 1982 OMR has tried to minimize these disadvantages by hiring adequate staff and modifying work schedules to obtain maximum coverage, and by

II.2

assisting the fishermen with their catch and providing feedback to them whenever possible. A tally is also kept on the number of trips for which no interviews were made for each vessel. This makes it possible to estimate total catch based on the trips where interviews were obtained. In the Manu'a Islands the fishing fleet is centrally located and is small enough that statistics are collected from every trip. Based on OMR's estimates, the summary statistics contained in this document reflect approximately 71% of the total commercial catch by weight in 1982, 54% in 1983, and 74% in 1984. The OMR further estimates that the commercial fishing vessels included in their survey for these years comprised approximately 70% (by number) of the total domestic fishing fleet of American Samoa.

Survey data are collected in the field on interview log sheets and returned to the OMR office for editing. When possible the following information is collected for each interview:

- * Date
- * Boat name
 - Captain or boat owner's name
- * Method of fishing
 - Disposition of catch
- * Species caught
 - Number of pieces for each species
- * Weight in pounds for each species
 - Price per pound for each species
 - Area fished
- * Home island
 - Number of trips since last interview
- * Total trip weight in pounds
 - Total hours fished (trip length)
 - Number of fishermen
 - Number of gear used

It is not always possible for the interviewer to obtain information on all items listed. However, the ones marked with an asterisk (*) are considered essential. Identification and weight of each species are often not obtainable, in which case a code for species groupings (e.g., miscellaneous bottom fish) is used.

DATA PROCESSING SYSTEM

When the interview forms are returned to the office, they are edited, coded, and entered into the "commercial landings" data base on the micro-computer. Edit and summary reports are produced to help verify that the data were entered correctly. On a quarterly basis copies of the major OMR data bases are sent to the Honolulu Laboratory for updating of the central WPACFIN files.

At the Honolulu Laboratory, the data are translated into a different format and transferred to the central computer for further editing and

II.3

verification before generation of summary reports. Because OMR interviewers are not always able to obtain price information for all landings, the data on the central system are run through a three-tiered editing system that "creates" this information based on the best information available. The edit system puts average price information in each record where it is missing based on the following three levels of available information:

1. If price information is available for the same species in the same month, the weighted average price per pound is written into all records missing that information for that species and month.
2. If no price information is available for the same species and same month, the annual weighted average price for that species is written into records for that species and month.
3. If no price information is available for a species for the entire year, the program prompts the user for input and updates the file based on their response.

As the records are updated, each is flagged to indicate which level of estimation was used for the price information. This makes it possible to easily exclude the "created" data, if desired, when doing economic analysis.

DATA REPORTING SYSTEM

After all editing and quality control activities are accomplished, monthly and annual reports by species are prepared. Only landings that were sold by the commercial fleet are included in these reports. Landings made by the commercial fleet that were not sold are presented in separate summary annual reports.

Each of the following reports contains the common name, number of recorded landings, weight in pounds, value in dollars, and the average price per pound of each species or species group. The number of recorded landings ("RECORDS" in the tables) is a measurement of how many times a species was landed and identified regardless of the number or weight of fish in the landing. This statistic is provided to give an indication of the frequency each species is reported. By dividing the RECORDS into the POUNDS, an average weight of each landing can be estimated. Each monthly report contains a subtotal for the sum of all species for that month, and the December report contains the December subtotal and the annual total. Annual reports contain the total landings for each species and the total recorded landings for all species for the calendar year.

The following species, species groups, and abbreviations are used in the tables and graphs of American Samoa's data:

I. Pelagic Management Unit Species (PMUS)

Dolphin (mahimahi)
Blue marlin
Black marlin
Sailfish
Shortbill spearfish
Wahoo
Sharks

II. Bottom Fish Management Unit Species (BMUS)

Jacks (unclassified)
Black jack
Amberjack
Giant trevally
Bottom fish (unclassified)
Groupers (unclassified)
Blacktip grouper
Lunartail grouper
Snappers (unclassified)
Bluelined snapper
Gray jobfish (uku)
Deepwater bottom fish (unclassified)
Yellow opakapaka
Hawaiian opakapaka
Opakapaka
Gindai (flower snapper)
Yellowtail snapper
Lehi (silverjaw snapper)
Onaga (red or longtail snapper)
Ehu (red snapper)
Emperorfish (unclassified)
Ambon emperor
Redgill emperor

III. Billfish

Blue marlin
Black marlin
Sailfish
Shortbill spearfish

IV. Tunas

Tunas (unclassified)
Skipjack tuna
Yellowfin tuna
Dogtooth tuna
Albacore
Bigeye tuna
Kawakawa

V. Other Tuna

The above tuna species excluding skipjack and yellowfin tunas.

VI. Fisheries Categories

A. Pelagics

All PMUS and tuna species plus the following:

Troll fish (unclassified)
Barracudas
Rainbow runner

B. Bottom Fish

All BMUS plus the following:

Bluefin trevally
Goldspot trevally
Trevally
Whitemouth trevally
Peacock grouper
Flagtail grouper
Tomato grouper
Yellowspot grouper
Striped grouper
Spotted grouper
Small mouth grouper
Giant grouper
Rufous snapper
Blacktail snapper
Onespot snapper
Twinspot/red snapper
Humpback snapper
Blood snapper
Brown snapper
Bluelined gindai
Black snapper
Stone's snapper
Kusakar's snapper
Bigeye emperor
Goldenline bream
Longnose emperor
Bluelined bream
Orangespot emperor
Snake mackerel
Oilfish

C. Reef Fish

- Reef fish (unclassified)
- Mullet
- Rabbitfish
- Surgeonfish and tangs (unclassified)
- Lined surgeon
- Yelloweyed surgeon
- Convict tang
- Dussumier's surgeon
- Spotted surgeon
- Unicornfish
- Squirrelfish (unclassified)
- Berndt's soldierfish
- Bigeye squirrelfish
- Parrotfish
- Terapon perch
- Wrasse
- Goatfish (unclassified)
- Pink goatfish
- Inshore groupers (unclassified)
- Triggerfish
- Butterflyfish
- Porcupinefish
- Inshore snappers (unclassified)

D. Other

- Miscellaneous
- Bigeye scad
- Sharks
- Rays
- Eels
- Invertebrates (unclassified)
- Crabs (unclassified)
- Kona crab
- Mangrove crab
- Spiny lobster
- Slipper lobster
- Shrimp
- Octopus
- Squid
- Clams
- Turtle

TABLES AND FIGURES

Table 1.1

AMERICAN SAMOA 1982 ANNUAL COMMERCIAL LANDINGS
FISH PURCHASES BY SPECIES

SPECIES	RECORDS	POUNDS	VALUE	AVE \$/#
-----	-----	-----	-----	-----
MISCELLANEOUS	3	58.25	92.13	1.58
BIGEYE SCAD	34	1345.25	2353.48	1.75
JACKS	14	99.00	173.23	1.75
BLACK JACK	1	14.00	24.50	1.75
BARRACUDAS	12	159.00	278.19	1.75
SMALL BARRACUDA	8	49.00	85.73	1.75
SHARKS	3	32.00	55.90	1.75
RAYS	1	21.00	21.00	1.00
EELS	4	39.50	42.12	1.07
BOTTOM FISH	420	35709.37	62389.39	1.75
GROUPERS	16	100.25	175.41	1.75
FLAGTAIL GROUPE	2	7.00	12.25	1.75
GIANT GROUPE	1	200.00	200.00	1.00
LUNARTAIL GROUPE	24	357.75	626.05	1.75
BLUE LINED SNAPPER	49	858.30	1501.46	1.75
ONESPOT SNAPPER	2	5.00	6.26	1.25
HUMPBAC SNAPPER	34	398.00	696.45	1.75
GRAY JOBFISH	11	163.00	307.74	1.89
DEEPWATER BOTTOMFISH	11	1668.00	4953.96	2.97
YELLOW OPAKAPAKA	3	28.00	41.75	1.49
HAWAIIAN OPAKAPAKA	1	48.00	84.00	1.75
OPAKAPAKA	13	288.00	576.29	2.00
BLUE LINED GINDAI	1	9.00	15.75	1.75
GINDAI (FLOWER SNAP)	5	58.50	98.74	1.69
LEHI (SILVERJAW)	7	153.75	263.10	1.71
ONAGA (RED SNAPPER)	24	711.00	2694.78	3.79
EHU (RED SNAPPER)	23	955.00	2024.15	2.12
EMPERORS (MISC)	66	2065.39	3613.89	1.75
LONGNOSE EMPEROR	3	107.00	187.25	1.75
BLUELINE BREAM	1	15.00	26.25	1.75
SNAKE MACKEREL	1	12.00	21.00	1.75
REEF FISH	296	37076.35	61523.03	1.66
RABBITFISH	3	11.00	19.24	1.75
LINED SURGEON	78	3168.00	5543.89	1.75
YELLOW EYED SURGEON	13	98.00	171.49	1.75
DUSSUMIER'S SURGEON	4	36.50	63.87	1.75
SPOTTED SURGEONFISH	6	43.50	76.11	1.75
UNICORNFISH (MISC)	47	1056.50	1848.82	1.75
UNICORNFISH	29	482.00	843.47	1.75
SQUIRRELFISH	49	825.00	1443.68	1.75
SABER SQUIRRELFISH	1	6.50	11.37	1.75
BERNDT'S SOLDIERFISH	1	4.00	7.00	1.75
BIGEYE SQUIRRELFISH	5	35.00	61.25	1.75
PARROTFISH	69	1622.25	2838.79	1.75
GOATFISH	2	5.00	8.75	1.75

Table 1.1 (cont.)

AMERICAN SAMOA 1982 ANNUAL COMMERCIAL LANDINGS
FISH PURCHASES BY SPECIES

SPECIES	RECORDS	POUNDS	VALUE	AVE \$/#
-----	-----	-----	-----	-----
INSHORE GROUPERS	6	49.50	86.60	1.75
TRIGGERFISH	1	4.00	7.00	1.75
TROLL FISH	7	656.00	529.12	0.81
DOLPHIN (MAHIMAHI)	12	527.00	527.00	1.00
BLUE MARLIN	1	224.00	201.60	0.90
SAILFISH	1	90.00	81.00	0.90
RAINBOW RUNNER	4	17.00	29.75	1.75
WAHOO	3	81.00	72.90	0.90
TUNAS	1	12.50	8.12	0.65
SKIPJACK TUNA	113	10653.75	8580.63	0.81
DOGTOOTH TUNA	6	120.00	148.45	1.24
YELLOWFIN TUNA	85	4922.00	4819.34	0.98
KAWAKAWA	8	78.00	78.00	1.00
SPINY LOBSTER	105	2983.50	8708.92	2.92
SLIPPER LOBSTER	1	0.25	0.43	1.72
OCTOPUS	1	3.00	4.50	1.50
SQUID	3	2.75	4.80	1.75
GIANT CLAM	1	96.00	96.00	1.00
** 1982 TOTAL **	1760	110724.16	182087.12	

Table 1.2

AMERICAN SAMOA 1982 COMMERCIAL LANDINGS NOT SOLD
FISH PURCHASES BY SPECIES

SPECIES -----	RECORDS -----	POUNDS -----	VALUE -----	AVE \$/# -----
BIGEYE SCAD	1	30.00	0.00	0.00
BARRACUDAS	1	5.00	0.00	0.00
SHARKS	7	396.00	0.00	0.00
BOTTOM FISH	15	1693.49	0.00	0.00
GIANT GROUPER	1	250.00	0.00	0.00
TWINSPO/RED SNAPPER	9	135.00	0.00	0.00
UNICORNFISH (MISC)	1	4.00	0.00	0.00
DOLPHIN (MAHIMAH)	1	25.00	0.00	0.00
SKIPJACK TUNA	18	619.00	0.00	0.00
YELLOWFIN TUNA	7	75.00	0.00	0.00
SPINY LOBSTER	2	10.00	0.00	0.00
** 1982 TOTAL **	63	3242.49	0.00	

Table 1.3

AMERICAN SAMOA JANUARY 1982 COMMERCIAL LANDINGS
FISH PURCHASES BY SPECIES

SPECIES	RECORDS	POUNDS	VALUE	AVE \$/#
-----	-----	-----	-----	-----
BIGEYE SCAD	4	142.00	248.50	1.75
JACKS	1	7.00	12.25	1.75
SHARKS	3	32.00	55.90	1.75
BOTTOM FISH	20	1120.75	1692.92	1.51
GROUPERS	1	6.00	10.50	1.75
BLUE LINED SNAPPER	6	49.50	86.52	1.75
HUMPBACK SNAPPER	4	39.50	69.12	1.75
GRAY JOBFISH	1	46.00	80.50	1.75
EMPERORS (MISC)	10	257.75	450.94	1.75
REEF FISH	18	617.00	1079.75	1.75
LINED SURGEON	15	485.00	848.72	1.75
YELLOW EYED SURGEON	3	42.00	73.50	1.75
UNICORNFISH (MISC)	11	176.50	308.87	1.75
UNICORNFISH	8	114.50	200.37	1.75
SQUIRRELFISH	12	290.00	507.47	1.75
PARROTFISH	19	405.50	709.58	1.75
TUNAS	1	12.50	8.12	0.65
SKIPJACK TUNA	5	221.00	219.50	0.99
DOGTUOTH TUNA	1	8.00	8.00	1.00
YELLOWFIN TUNA	4	74.00	74.00	1.00
SPINY LOBSTER	11	202.25	479.93	2.37
** SUBTOTAL **	158	4348.75	7224.96	

Table 1.4

AMERICAN SAMOA FEBRUARY 1982 FEBRUARY COMMERCIAL LANDINGS
FISH PURCHASES BY SPECIES

SPECIES	RECORDS	POUNDS	VALUE	AVE \$/#
BIGEYE SCAD	11	517.00	904.75	1.75
JACKS	3	13.00	22.75	1.75
SMALL BARRACUDA	2	6.00	10.50	1.75
EELS	2	16.50	19.12	1.16
BOTTOM FISH	10	594.37	834.46	1.40
GROUPERS	4	19.25	33.67	1.75
FLAGTAIL GROUPER	2	7.00	12.25	1.75
LUNARTAIL GROUPER	3	12.00	21.00	1.75
BLUE LINED SNAPPER	5	49.00	85.76	1.75
ONESPOT SNAPPER	2	5.00	6.26	1.25
HUMPBACK SNAPPER	3	16.00	28.00	1.75
OPAKAPAKA	2	10.00	17.40	1.74
EMPERORS (MISC)	6	162.50	284.35	1.75
REEF FISH	11	153.00	267.75	1.75
RABBITFISH	3	11.00	19.24	1.75
LINED SURGEON	21	653.50	1143.58	1.75
YELLOW EYED SURGEON	8	41.00	71.74	1.75
DUSSUMIER'S SURGEON	2	8.50	14.87	1.75
SPOTTED SURGEONFISH	6	43.50	76.11	1.75
UNICORNFISH (MISC)	15	232.75	407.29	1.75
UNICORNFISH	9	73.25	128.17	1.75
SQUIRRELFISH	17	244.00	426.98	1.75
SABER SQUIRRELFISH	1	6.50	11.37	1.75
BIGEYE SQUIRRELFISH	1	2.00	3.50	1.75
PARROTFISH	23	403.50	706.06	1.75
INSHORE GROUPERS	4	36.75	64.30	1.75
SKIPJACK TUNA	8	988.00	618.60	0.63
YELLOWFIN TUNA	5	95.00	94.60	1.00
KAWAKAWA	4	20.00	20.00	1.00
SPINY LOBSTER	15	213.25	636.87	2.99
OCTOPUS	1	3.00	4.50	1.50
SQUID	1	1.00	1.75	1.75
** SUBTOTAL **	210	4657.12	6997.55	

Table 1.5

AMERICAN SAMOA MARCH 1982 COMMERCIAL LANDINGS
FISH PURCHASES BY SPECIES

SPECIES	RECORDS	POUNDS	VALUE	AVE \$/#
-----	-----	-----	-----	-----
MISCELLANEOUS	2	9.25	16.18	1.75
BIGEYE SCAD	12	385.25	673.48	1.75
JACKS	7	41.00	71.73	1.75
BLACK JACK	1	14.00	24.50	1.75
BARRACUDAS	4	40.00	70.00	1.75
SMALL BARRACUDA	5	29.00	50.73	1.75
RAYS	1	21.00	21.00	1.00
BOTTOM FISH	49	3283.25	5429.67	1.65
GROUPERS	6	23.00	40.24	1.75
LUNARTAIL GROUPER	12	89.75	157.05	1.75
BLUE LINED SNAPPER	22	450.30	787.58	1.75
HUMPBACK SNAPPER	13	117.25	205.17	1.75
GRAY JOBFISH	5	34.50	60.37	1.75
BLUE LINED GINDAI	1	9.00	15.75	1.75
GINDAI (FLOWER SNAP)	2	18.00	31.41	1.75
LEHI (SILVERJAW)	1	4.25	7.43	1.75
EHU (RED SNAPPER)	1	18.50	32.37	1.75
EMPERORS (MISC)	28	890.64	1558.24	1.75
LONGNOSE EMPEROR	2	74.00	129.50	1.75
BLUELINE BREEM	1	15.00	26.25	1.75
REEF FISH	36	3232.00	5656.00	1.75
LINED SURGEON	16	603.50	1056.11	1.75
YELLOW EYED SURGEON	1	4.00	7.00	1.75
DUSSUMIER'S SURGEON	1	7.00	12.25	1.75
UNICORNFISH (MISC)	5	105.75	185.06	1.75
UNICORNFISH	3	49.00	85.75	1.75
SQUIRRELFISH	16	217.50	380.61	1.75
BERNDT'S SOLDIERFISH	1	4.00	7.00	1.75
BIGEYE SQUIRRELFISH	4	33.00	57.75	1.75
PARROTFISH	11	226.25	395.92	1.75
GOATFISH	2	5.00	8.75	1.75
INSHORE GROUPERS	1	4.50	7.87	1.75
TRIGGERFISH	1	4.00	7.00	1.75
RAINBOW RUNNER	2	8.00	14.00	1.75
SKIPJACK TUNA	13	853.00	853.00	1.00
DOGTOOTH TUNA	1	21.00	36.75	1.75
YELLOWFIN TUNA	11	573.00	573.00	1.00
SPINY LOBSTER	9	281.50	844.50	3.00
SLIPPER LOBSTER	1	0.25	0.43	1.72
SQUID	2	1.75	3.05	1.74
** SUBTOTAL **	312	11800.94	19600.45	

Table 1.6

AMERICAN SAMOA APRIL 1982 COMMERCIAL LANDINGS
FISH PURCHASES BY SPECIES

SPECIES	RECORDS	POUNDS	VALUE	AVE \$/#
BIGEYE SCAD	2	48.00	84.00	1.75
JACKS	1	15.00	26.25	1.75
BARRACUDAS	6	83.50	146.07	1.75
SMALL BARRACUDA	1	14.00	24.50	1.75
EELS	1	14.00	14.00	1.00
BOTTOM FISH	94	7395.00	11411.87	1.54
GROUPERS	3	26.00	45.50	1.75
LUNARTAIL GROUPER	1	7.00	12.25	1.75
BLUE LINED SNAPPER	8	156.00	272.98	1.75
HUMPBACK SNAPPER	6	76.00	132.98	1.75
GRAY JOBFISH	1	15.00	26.25	1.75
YELLOW OPAKAPAKA	1	14.00	24.50	1.75
OPAKAPAKA	4	149.00	260.75	1.75
GINDAI (FLOWER SNAP)	1	33.50	58.62	1.75
LEHI (SILVERJAW)	1	36.50	63.87	1.75
EHU (RED SNAPPER)	2	74.00	129.50	1.75
EMPERORS (MISC)	7	232.00	406.00	1.75
LONGNOSE EMPEROR	1	33.00	57.75	1.75
SNAKE MACKEREL	1	12.00	21.00	1.75
REEF FISH	21	2855.60	4894.00	1.71
LINED SURGEON	7	302.00	528.50	1.75
UNICORNFISH (MISC)	6	135.75	237.55	1.75
UNICORNFISH	4	81.00	141.75	1.75
SQUIRRELFISH	2	21.50	37.62	1.75
PARROTFISH	5	168.50	294.86	1.75
INSHORE GROUPERS	1	8.25	14.43	1.75
RAINBOW RUNNER	1	2.00	3.50	1.75
SKIPJACK TUNA	14	504.00	499.36	0.99
YELLOWFIN TUNA	14	1237.00	1225.08	0.99
KAWAKAWA	1	18.00	18.00	1.00
SPINY LOBSTER	9	219.00	657.00	3.00
** SUBTOTAL **	227	13986.10	21770.29	

Table 1.7

AMERICAN SAMOA MAY 1982 COMMERCIAL LANDINGS
FISH PURCHASES BY SPECIES

SPECIES	RECORDS	POUNDS	VALUE	AVE \$/#
-----	-----	-----	-----	-----
BIGEYE SCAD	3	163.00	285.25	1.75
BARRACUDAS	1	17.50	30.62	1.75
EELS	1	9.00	9.00	1.00
BOTTOM FISH	39	2567.25	3857.78	1.50
LUNARTAIL GROUPER	3	61.00	106.75	1.75
BLUE LINED SNAPPER	2	42.50	74.37	1.75
HUMPBACK SNAPPER	4	56.25	98.43	1.75
GRAY JOBFISH	1	12.00	21.00	1.75
DEEPWATER BOTTOMFISH	1	187.00	555.39	2.97
HAWAIIAN OPAKAPAKA	1	48.00	84.00	1.75
OPAKAPAKA	3	93.50	163.62	1.75
EMPERORS (MISC)	3	101.50	177.62	1.75
REEF FISH	40	6862.00	11510.74	1.68
LINED SURGEON	9	620.00	1084.99	1.75
YELLOW EYED SURGEON	1	11.00	19.25	1.75
DUSSUMIER'S SURGEON	1	21.00	36.75	1.75
UNICORNFISH (MISC)	5	275.50	482.12	1.75
UNICORNFISH	4	146.25	255.93	1.75
PARROTFISH	6	238.00	416.50	1.75
DOLPHIN (MAHIMAHI)	1	46.00	46.00	1.00
SAILFISH	1	90.00	81.00	0.90
WAHOO	1	23.00	20.70	0.90
SKIPJACK TUNA	18	1716.00	870.38	0.51
YELLOWFIN TUNA	17	632.00	632.00	1.00
KAWAKAWA	1	6.00	6.00	1.00
SPINY LOBSTER	20	828.50	2467.37	2.98
** SUBTOTAL **	187	14873.75	23393.56	

Table 1.8

AMERICAN SAMOA JUNE 1982 COMMERCIAL LANDINGS
FISH PURCHASES BY SPECIES

SPECIES	RECORDS	POUNDS	VALUE	AVE \$/#
-----	-----	-----	-----	-----
BIGEYE SCAD	2	90.00	157.50	1.75
BOTTOM FISH	37	3249.25	9916.14	3.05
GIANT GROUPER	1	200.00	200.00	1.00
DEEPWATER BOTTOMFISH	6	1017.00	3020.49	2.97
LEHI (SILVERJAW)	1	52.00	91.00	1.75
EHU (RED SNAPPER)	1	130.00	227.50	1.75
REEF FISH	21	3967.75	6736.78	1.70
LINED SURGEON	1	87.00	152.25	1.75
PARROTFISH	1	61.00	106.75	1.75
TROLL FISH	2	124.50	124.50	1.00
DOLPHIN (MAHIMAHI)	1	21.00	21.00	1.00
BLUE MARLIN	1	224.00	201.60	0.90
RAINBOW RUNNER	1	7.00	12.25	1.75
WAHOO	1	30.00	27.00	0.90
SKIPJACK TUNA	11	691.00	418.54	0.61
DOGTOOTH TUNA	2	17.00	29.70	1.75
YELLOWFIN TUNA	11	790.00	749.00	0.95
KAWAKAWA	1	4.00	4.00	1.00
SPINY LOBSTER	12	447.00	1287.25	2.88
** SUBTOTAL **	114	11209.50	23483.25	

Table 1.9

AMERICAN SAMOA JULY 1982 COMMERCIAL LANDINGS
FISH PURCHASES BY SPECIES

SPECIES	RECORDS	POUNDS	VALUE	AVE \$/#
BOTTOM FISH	57	5342.00	8660.21	1.62
DEEPWATER BOTTOMFISH	4	464.00	1378.08	2.97
EHU (RED SNAPPER)	2	105.00	183.15	1.74
REEF FISH	32	3462.50	5838.62	1.69
TROLL FISH	4	199.00	205.12	1.03
DOLPHIN (MAHIMAHI)	5	65.00	65.00	1.00
WAHOO	1	28.00	25.20	0.90
SKIPJACK TUNA	12	1787.00	1595.48	0.89
YELLOWFIN TUNA	8	381.00	331.66	0.87
SPINY LOBSTER	6	191.00	573.00	3.00
** SUBTOTAL **	131	12024.50	18855.52	

Table 1.10

AMERICAN SAMOA AUGUST 1982 COMMERCIAL LANDINGS
FISH PURCHASES BY SPECIES

SPECIES	RECORDS	POUNDS	VALUE	AVE \$/#
BOTTOM FISH	34	3806.00	6414.75	1.69
BLUE LINED SNAPPER	1	28.00	49.00	1.75
EMPERORS (MISC)	2	92.00	161.00	1.75
REEF FISH	35	5170.50	8567.11	1.66
LINED SURGEON	1	29.00	50.75	1.75
TROLL FISH	1	332.50	199.50	0.60
DOLPHIN (MAHIMAHI)	2	70.00	70.00	1.00
SKIPJACK TUNA	11	1300.00	1300.00	1.00
YELLOWFIN TUNA	7	475.00	475.00	1.00
SPINY LOBSTER	12	262.00	746.00	2.85
** SUBTOTAL **	106	11565.00	18033.11	

Table 1.11

AMERICAN SAMOA SEPTEMBER 1982 COMMERCIAL LANDINGS
FISH PURCHASES BY SPECIES

SPECIES	RECORDS	POUNDS	VALUE	AVE \$/#
-----	-----	-----	-----	-----
MISCELLANEOUS	1	49.00	75.95	1.55
BARRACUDAS	1	18.00	31.50	1.75
BOTTOM FISH	28	2356.00	4123.00	1.75
GROUPERS	1	17.00	29.75	1.75
LUNARTAIL GROUPER	5	188.00	329.00	1.75
BLUE LINED SNAPPER	1	19.00	33.25	1.75
HUMPBACK SNAPPER	2	56.00	98.00	1.75
GRAY JOBFISH	1	15.00	26.25	1.75
OPAKAPAKA	4	35.50	134.52	3.79
GINDAI (FLOWER SNAP)	1	3.50	4.34	1.24
ONAGA (RED SNAPPER)	16	540.00	2011.36	3.72
EHU (RED SNAPPER)	12	467.00	1001.13	2.14
EMPERORS (MISC)	5	137.00	239.75	1.75
REEF FISH	28	4202.50	6478.86	1.54
LINED SURGEON	3	159.00	278.25	1.75
UNICORNFISH (MISC)	2	58.00	101.50	1.75
PARROTFISH	1	40.00	70.00	1.75
SKIPJACK TUNA	7	1125.00	797.40	0.71
DOGTUOTH TUNA	1	14.00	14.00	1.00
YELLOWFIN TUNA	7	545.00	545.00	1.00
KAWAKAWA	1	30.00	30.00	1.00
SPINY LOBSTER	7	189.00	567.00	3.00
GIANT CLAM	1	96.00	96.00	1.00
** SUBTOTAL **	136	10359.50	17115.81	

Table 1.12

AMERICAN SAMOA OCTOBER 1982 COMMERCIAL LANDINGS
FISH PURCHASES BY SPECIES

SPECIES	RECORDS	POUNDS	VALUE	AVE \$/#
-----	-----	-----	-----	-----
BOTTOM FISH	25	2524.75	3922.33	1.55
YELLOW OPAKAPAKA	1	6.50	9.75	1.50
LEHI (SILVERJAW)	2	30.50	54.20	1.78
ONAGA (RED SNAPPER)	6	154.00	619.52	4.02
EHU (RED SNAPPER)	1	17.00	38.25	2.25
REEF FISH	31	4465.00	6839.23	1.53
DOLPHIN (MAHIMAHI)	1	180.00	180.00	1.00
SKIPJACK TUNA	9	738.75	678.37	0.92
SPINY LOBSTER	2	79.00	237.00	3.00
** SUBTOTAL **	78	8195.50	12578.65	

Table 1.13

AMERICAN SAMOA NOVEMBER 1982 COMMERCIAL LANDINGS
FISH PURCHASES BY SPECIES

SPECIES	RECORDS	POUNDS	VALUE	AVE \$/#
-----	-----	-----	-----	-----
BOTTOM FISH	12	1585.75	2775.05	1.75
GROUPERS	1	9.00	15.75	1.75
BLUE LINED SNAPPER	2	39.00	68.25	1.75
HUMPBACK SNAPPER	1	10.00	17.50	1.75
GRAY JOBFISH	1	22.50	39.37	1.75
EMPERORS (MISC)	2	87.00	152.25	1.75
REEF FISH	15	1288.50	2254.19	1.75
LINED SURGEON	3	119.50	209.12	1.75
UNICORNFISH (MISC)	2	36.25	63.43	1.75
UNICORNFISH	1	18.00	31.50	1.75
SQUIRRELFISH	2	52.00	91.00	1.75
PARROTFISH	2	56.50	98.87	1.75
DOLPHIN (MAHIMAHI)	1	80.00	80.00	1.00
SKIPJACK TUNA	2	450.00	450.00	1.00
SPINY LOBSTER	1	47.00	141.00	3.00
** SUBTOTAL **	48	3901.00	6487.28	

Table 1.14

AMERICAN SAMOA DECEMBER 1982 COMMERCIAL LANDINGS
FISH PURCHASES BY SPECIES

SPECIES	RECORDS	POUNDS	VALUE	AVE \$/#
JACKS	2	23.00	40.25	1.75
BOTTOM FISH	15	1885.00	3351.21	1.78
BLUE LINED SNAPPER	2	25.00	43.75	1.75
HUMPBACK SNAPPER	1	27.00	47.25	1.75
GRAY JOBFISH	1	18.00	54.00	3.00
YELLOW OPAKAPAKA	1	7.50	7.50	1.00
GINDAI (FLOWER SNAP)	1	3.50	4.37	1.25
LEHI (SILVERJAW)	2	30.50	46.60	1.53
ONAGA (RED SNAPPER)	2	17.00	63.90	3.76
EHU (RED SNAPPER)	4	143.50	412.25	2.87
EMPERORS (MISC)	3	105.00	183.74	1.75
REEF FISH	8	800.00	1400.00	1.75
LINED SURGEON	2	109.50	191.62	1.75
UNICORNFISH (MISC)	1	36.00	63.00	1.75
PARROTFISH	1	23.00	40.25	1.75
DOLPHIN (MAHIMAHI)	1	65.00	65.00	1.00
SKIPJACK TUNA	3	280.00	280.00	1.00
DOGTOOTH TUNA	1	60.00	60.00	1.00
YELLOWFIN TUNA	1	120.00	120.00	1.00
SPINY LOBSTER	1	24.00	72.00	3.00
** SUBTOTAL **				
	53	3802.50	6546.69	
** 1982 TOTAL **				
	1760	110724.16	182087.12	

Figure 1.1

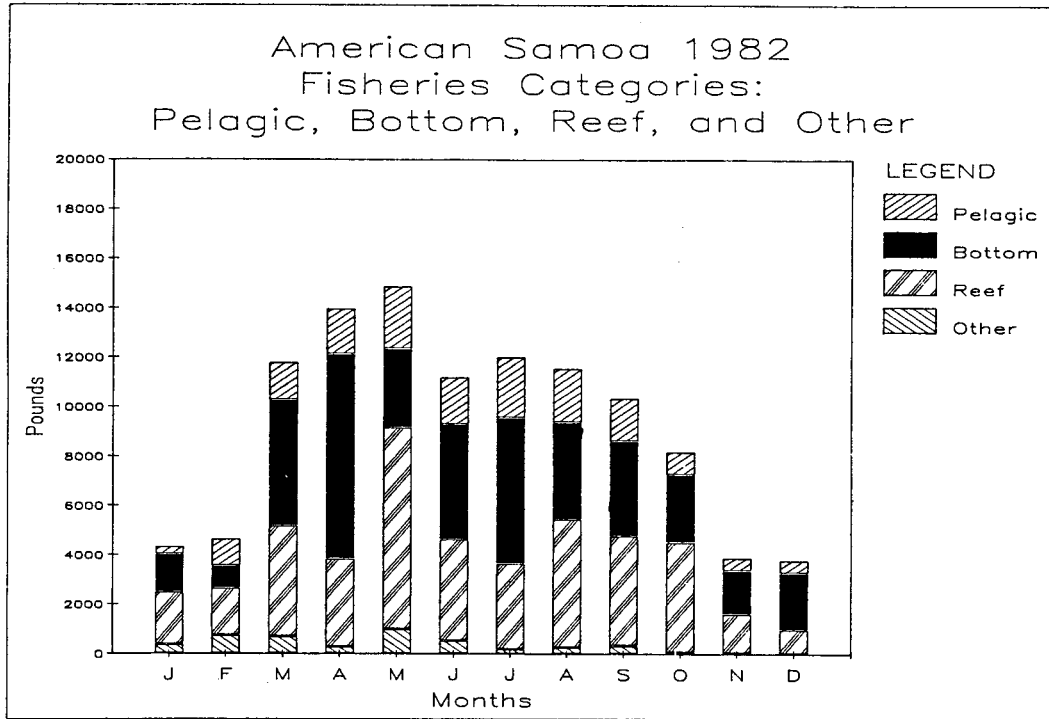


Figure 1.2

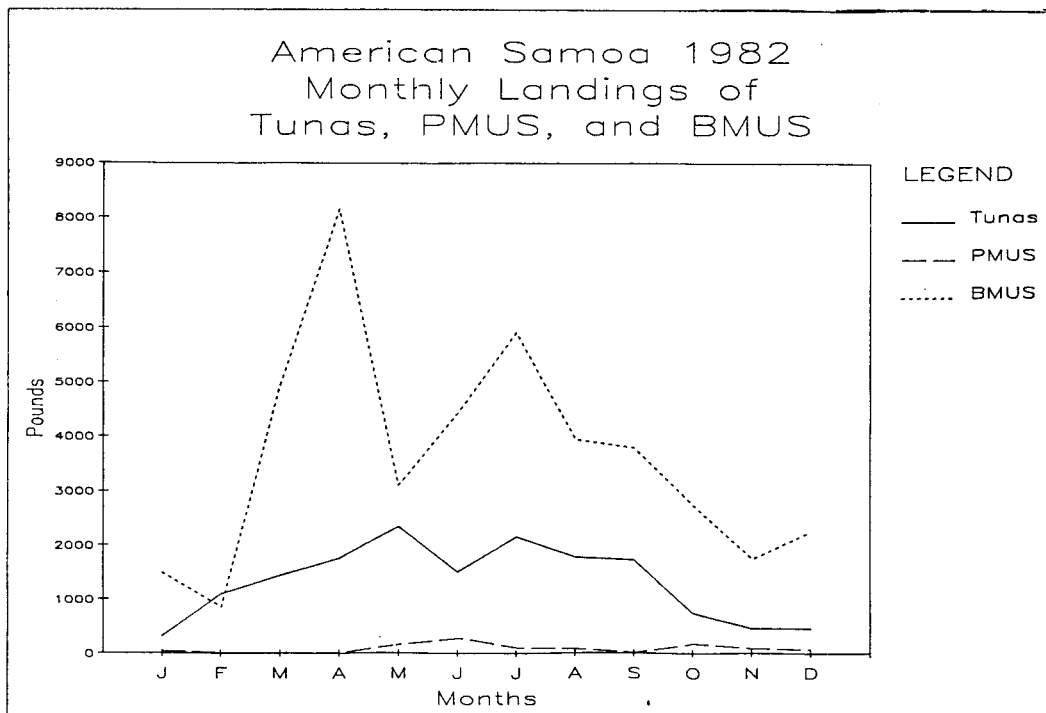


Figure 1.3

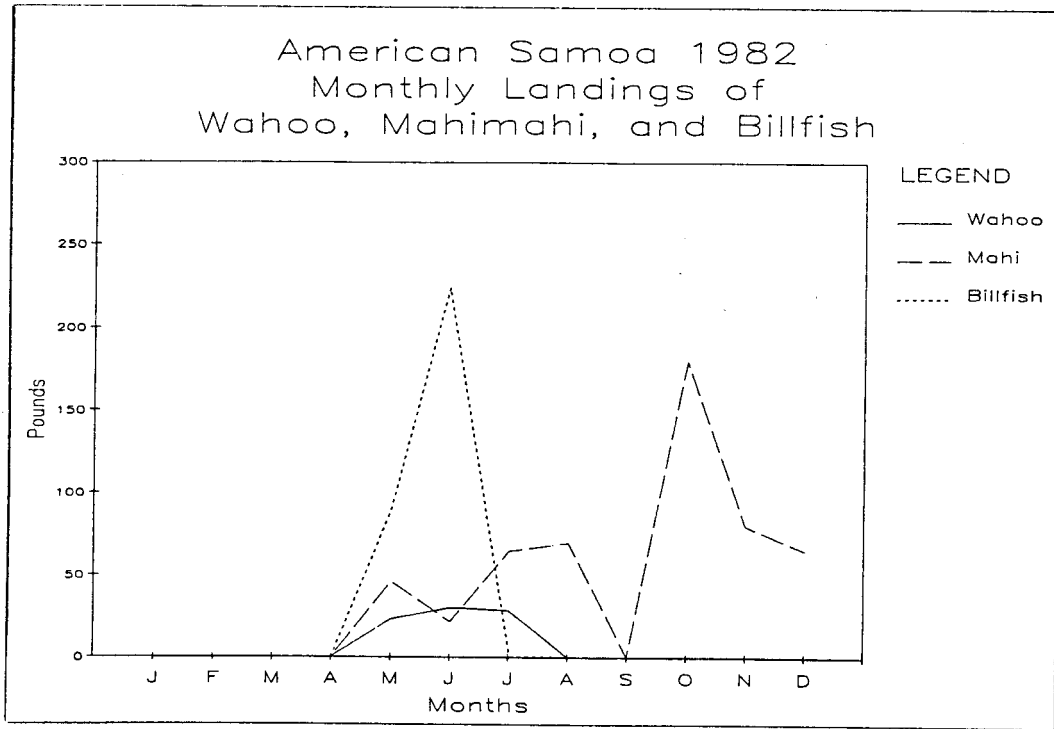


Figure 1.4

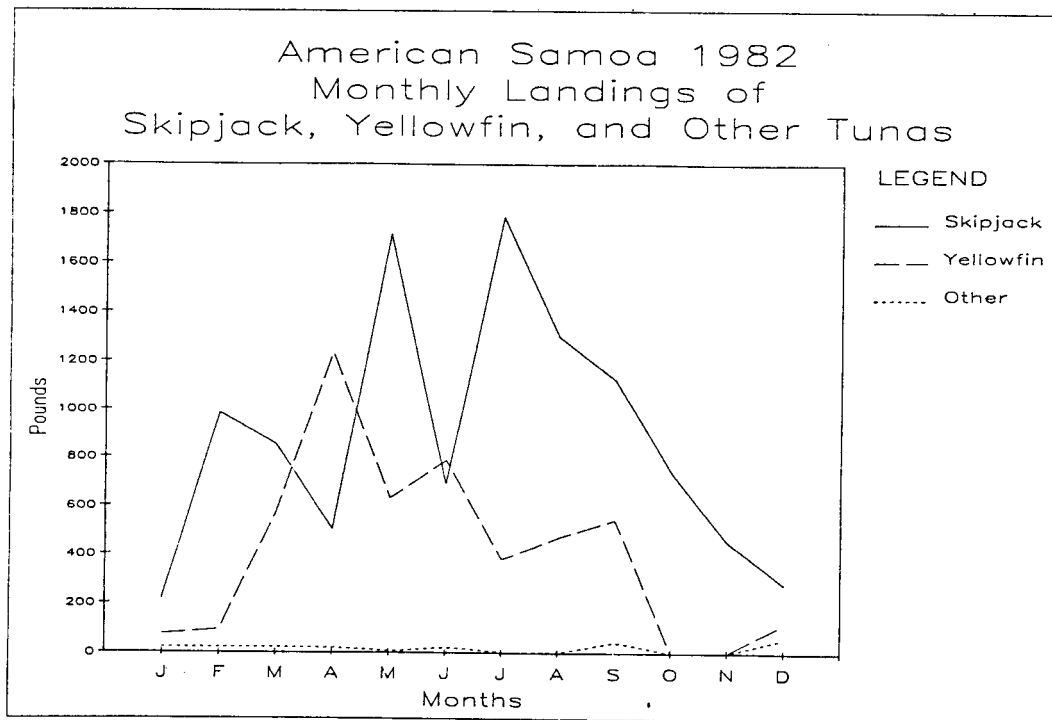


Table 2.1
 AMERICAN SAMOA 1983 ANNUAL COMMERCIAL LANDINGS
 FISH PURCHASES BY SPECIES

SPECIES	RECORDS	POUNDS	VALUE	AVE \$/#
MISCELLANEOUS	16	279.25	479.26	1.72
BIGEYE SCAD	1	70.00	210.00	3.00
JACKS	57	1059.75	1805.76	1.70
BLACK JACK	8	81.50	104.23	1.28
BLUEFIN TREVALLY	1	3.00	3.00	1.00
AMBERJACK	1	60.00	105.00	1.75
BARRACUDAS	35	312.25	533.75	1.71
MULLETS	8	88.00	154.00	1.75
SHARKS	5	158.25	275.72	1.74
BOTTOM FISH	294	41772.75	73060.01	1.75
GROUPERS	66	921.00	1608.43	1.75
FLAGTAIL GROUPER	1	2.00	3.50	1.75
TOMATO GROUPER	4	90.00	136.50	1.52
BLACKTIP GROUPER	1	3.00	5.25	1.75
STRIPED GROUPER	1	12.00	28.20	2.35
GIANT GROUPER	3	188.00	193.85	1.03
LUNARTAIL GROUPER	9	107.00	187.25	1.75
SNAPPERS	2	28.00	35.00	1.25
BLUE LINED SNAPPER	63	1605.25	2630.65	1.64
BLACKTAIL SNAPPER	3	60.00	84.88	1.41
ONESPOT SNAPPER	17	184.75	293.54	1.59
TWINSPO/RED SNAPPER	10	139.25	201.18	1.44
HUMPBACK SNAPPER	35	634.25	1109.17	1.75
BROWN JOBFISH	2	28.00	49.00	1.75
GRAY JOBFISH	125	3209.00	7882.58	2.46
YELLOW OPAKAPAKA	108	873.50	3550.06	4.06
HAWAIIAN OPAKAPAKA	6	93.50	244.92	2.62
GINDAI (FLOWER SNAP)	66	495.50	1089.80	2.20
YELLOWTAIL SNAPPER	6	6.50	7.10	1.09
LEHI (SILVERJAW)	111	2436.00	5532.64	2.27
ONAGA (RED SNAPPER)	272	7419.00	32536.44	4.39
EHU (RED SNAPPER)	161	3136.00	7803.54	2.49
STONE'S SNAPPER	18	1101.50	1833.63	1.66
KUSAKAR'S SNAPPER	1	13.75	24.06	1.75
EMPERORS (MISC)	67	1756.75	3066.17	1.75
LONGNOSE EMPEROR	1	35.00	43.75	1.25
SNAKE MACKEREL	2	22.00	38.50	1.75
REEF FISH	59	11791.00	20608.06	1.75
LINED SURGEON	40	1012.00	1770.93	1.75
YELLOW EYED SURGEON	21	234.00	409.49	1.75
CONVICT TANG	1	5.00	8.75	1.75
DUSSUMIER'S SURGEON	8	88.75	155.27	1.75
SPOTTED SURGEONFISH	1	10.00	17.50	1.75
UNICORNFISH (MISC)	11	228.50	399.82	1.75
UNICORNFISH	5	48.00	83.98	1.75

Table 2.1 (cont.)

AMERICAN SAMOA 1983 ANNUAL COMMERCIAL LANDINGS
FISH PURCHASES BY SPECIES

SPECIES	RECORDS	POUNDS	VALUE	AVE \$/#
-----	-----	-----	-----	-----
SQUIRRELFISH	55	676.25	1166.32	1.72
BIGEYE SQUIRRELFISH	2	14.25	24.93	1.75
PARROTFISH	35	992.00	1735.94	1.75
TERAPON PERCH	5	41.00	71.75	1.75
WRASSE	2	8.00	14.00	1.75
GOATFISH	4	40.00	70.00	1.75
INSHORE GROUPERS	2	20.00	35.00	1.75
TRIGGERFISH	3	13.75	24.06	1.75
BUTTERFLYFISH	4	32.50	56.87	1.75
DOLPHIN (MAHIMAHI)	21	779.00	1196.58	1.54
BLUE MARLIN	1	585.00	468.00	0.80
SAILFISH	1	40.00	36.00	0.90
RAINBOW RUNNER	13	353.25	473.81	1.34
WAHOO	8	341.00	497.80	1.46
SKIPJACK TUNA	186	29614.25	17883.79	0.60
DOGTOOTH TUNA	18	495.00	674.04	1.36
ALBACORE	2	5888.00	4416.00	0.75
YELLOWFIN TUNA	90	10236.20	9125.09	0.89
KAWAKAWA	5	198.50	198.35	1.00
INVERTEBRATES	1	8.50	14.87	1.75
SPINY LOBSTER	14	512.50	1508.87	2.94
** 1983 TOTAL **	2205	132791.45	210096.19	

Table 2.2

AMERICAN SAMOA 1983 COMMERCIAL LANDINGS NOT SOLD
FISH PURCHASES BY SPECIES

SPECIES	RECORDS	POUNDS	VALUE	AVE \$/#
-----	-----	-----	-----	-----
BARRACUDAS	1	15.00	0.00	0.00
SHARKS	5	122.00	0.00	0.00
EELS	1	14.50	0.00	0.00
BOTTOM FISH	7	178.00	0.00	0.00
GROUPERS	1	50.00	0.00	0.00
BLUE LINED SNAPPER	2	170.00	0.00	0.00
TWINSPOT/RED SNAPPER	2	24.00	0.00	0.00
GRAY JOBFISH	1	25.00	0.00	0.00
GINDAI (FLOWER SNAP)	2	35.00	0.00	0.00
ONAGA (RED SNAPPER)	2	65.00	0.00	0.00
KUSAKAR'S SNAPPER	1	12.00	0.00	0.00
EMPERORS (MISC)	1	30.00	0.00	0.00
LONGNOSE EMPEROR	1	20.00	0.00	0.00
OILFISH	1	30.00	0.00	0.00
RAINBOW RUNNER	3	105.00	0.00	0.00
SKIPJACK TUNA	27	2244.00	0.00	0.00
DOGTOTH TUNA	1	75.00	0.00	0.00
YELLOWFIN TUNA	10	450.00	0.00	0.00
** 1983 TOTAL **	69	3664.50	0.00	

Table 2.3

AMERICAN SAMOA JANUARY 1983 COMMERCIAL LANDINGS
FISH PURCHASES BY SPECIES

SPECIES	RECORDS	POUNDS	VALUE	AVE \$/#
-----	-----	-----	-----	-----
JACKS	1	28.50	49.87	1.75
BARRACUDAS	1	6.50	11.37	1.75
BOTTOM FISH	17	1940.00	3425.14	1.77
GROUPERS	1	11.50	20.12	1.75
BLUE LINED SNAPPER	2	39.00	68.25	1.75
HUMPBACK SNAPPER	2	54.00	94.50	1.75
GRAY JOBFISH	5	311.50	563.32	1.81
LEHI (SILVERJAW)	2	42.50	84.65	1.99
ONAGA (RED SNAPPER)	4	133.50	544.17	4.08
EHU (RED SNAPPER)	1	22.00	60.50	2.75
EMPERORS (MISC)	2	42.00	73.50	1.75
REEF FISH	1	230.00	400.20	1.74
DOLPHIN (MAHIMAHI)	1	21.00	21.00	1.00
WAHOO	1	57.00	57.00	1.00
SKIPJACK TUNA	8	1820.00	1820.00	1.00
YELLOWFIN TUNA	2	113.00	112.15	0.99
** SUBTOTAL **	51	4872.00	7405.74	

Table 2.4

AMERICAN SAMOA FEBRUARY 1983 COMMERCIAL LANDINGS
FISH PURCHASES BY SPECIES

SPECIES	RECORDS	POUNDS	VALUE	AVE \$/#
-----	-----	-----	-----	-----
BOTTOM FISH	22	2641.00	4329.52	1.64
GROUPERS	1	5.00	8.75	1.75
BLUE LINED SNAPPER	1	20.00	35.00	1.75
HUMPBACK SNAPPER	1	17.50	30.62	1.75
GRAY JOBFISH	3	25.00	72.75	2.91
YELLOW OPAKAPAKA	2	16.00	36.17	2.26
LEHI (SILVERJAW)	1	28.00	39.20	1.40
ONAGA (RED SNAPPER)	3	108.00	382.90	3.55
EHU (RED SNAPPER)	2	111.00	286.35	2.58
EMPERORS (MISC)	1	35.00	61.25	1.75
DOLPHIN (MAHIMAHI)	1	19.00	97.85	5.15
SKIPJACK TUNA	2	310.00	308.50	1.00
** SUBTOTAL **	40	3335.50	5688.86	

Table 2.5

AMERICAN SAMOA MARCH 1983 COMMERCIAL LANDINGS
FISH PURCHASES BY SPECIES

SPECIES	RECORDS	POUNDS	VALUE	AVE \$/#
-----	-----	-----	-----	-----
BOTTOM FISH	39	6 516.00	11430.94	1.75
GROUPERS	1	200.00	348.00	1.74
HUMPBACK SNAPPER	1	31.00	54.25	1.75
GRAY JOBFISH	13	349.00	1872.59	5.37
YELLOW OPAKAPAKA	7	60.50	398.62	6.59
LEHI (SILVERJAW)	8	199.50	703.12	3.52
ONAGA (RED SNAPPER)	7	99.50	709.60	7.13
EHU (RED SNAPPER)	6	110.50	468.22	4.24
EMPERORS (MISC)	1	28.00	49.00	1.75
REEF FISH	2	126.00	220.50	1.75
SKIPJACK TUNA	1	60.00	60.00	1.00
** SUBTOTAL **	86	7780.00	16314.84	

Table 2.6

AMERICAN SAMOA APRIL 1983 COMMERCIAL LANDINGS
FISH PURCHASES BY SPECIES

SPECIES	RECORDS	POUNDS	VALUE	AVE \$/#
-----	-----	-----	-----	-----
JACKS	3	12.50	17.37	1.39
BLUEFIN TREVALLY	1	3.00	3.00	1.00
BOTTOM FISH	30	5455.00	10625.23	1.95
TOMATO GROUPE	2	30.00	43.50	1.45
LUNARTAIL GROUPE	1	9.00	15.75	1.75
BLUE LINED SNAPPER	1	4.00	5.00	1.25
TWINSPO/RED SNAPPER	2	10.00	12.50	1.25
GRAY JOBFISH	17	347.50	1339.29	3.85
YELLOW OPAKAPAKA	9	64.50	277.89	4.31
GINDAI (FLOWER SNAP)	7	16.50	44.52	2.70
LEHI (SILVERJAW)	9	136.00	268.55	1.97
ONAGA (RED SNAPPER)	17	580.50	4214.79	7.26
EHU (RED SNAPPER)	15	455.00	1532.74	3.37
EMPERORS (MISC)	2	51.00	84.25	1.65
REEF FISH	3	760.00	1330.00	1.75
DOLPHIN (MAHIMAHI)	1	60.00	60.00	1.00
SKIPJACK TUNA	3	110.00	110.00	1.00
** SUBTOTAL **	123	8104.50	19984.38	

Table 2.7

AMERICAN SAMOA MAY 1983 COMMERCIAL LANDINGS
FISH PURCHASES BY SPECIES

SPECIES	RECORDS	POUNDS	VALUE	AVE \$/#
-----	-----	-----	-----	-----
BIGEYE SCAD	1	70.00	210.00	3.00
JACKS	2	215.00	359.05	1.67
BLACK JACK	4	44.00	43.40	0.99
SHARKS	1	50.00	87.00	1.74
BOTTOM FISH	42	6160.00	11488.47	1.87
GROUPERS	1	45.00	78.30	1.74
LUNARTAIL GROUPER	1	13.00	22.75	1.75
BLUE LINED SNAPPER	3	204.00	355.25	1.74
ONESPOT SNAPPER	1	50.00	76.50	1.53
TWINSPO/RED SNAPPER	1	60.00	75.00	1.25
GRAY JOBFISH	17	320.00	941.07	2.94
YELLOW OPAKAPAKA	20	149.00	535.03	3.59
GINDAI (FLOWER SNAP)	8	32.50	69.65	2.14
YELLOWTAIL SNAPPER	1	1.00	1.00	1.00
LEHI (SILVERJAW)	20	606.50	1063.35	1.75
ONAGA (RED SNAPPER)	41	1368.00	5099.63	3.73
EHU (RED SNAPPER)	30	612.50	1089.90	1.78
EMPERORS (MISC)	1	120.00	208.80	1.74
REEF FISH	7	2500.00	4375.00	1.75
SQUIRRELFISH	1	40.00	65.20	1.63
SKIPJACK TUNA	1	40.00	40.00	1.00
SPINY LOBSTER	1	150.00	450.00	3.00
** SUBTOTAL **	205	12850.50	26734.35	

Table 2.8

AMERICAN SAMOA JUNE 1983 COMMERCIAL LANDINGS
FISH PURCHASES BY SPECIES

SPECIES	RECORDS	POUNDS	VALUE	AVE \$/#
JACKS	2	72.25	125.93	1.74
BLACK JACK	1	15.25	26.68	1.75
BARRACUDAS	2	5.25	6.18	1.18
BOTTOM FISH	22	3266.75	3761.17	1.15
GROUPERS	7	56.75	99.27	1.75
TOMATO GROUPE	1	40.00	58.00	1.45
BLUE LINED SNAPPER	3	64.00	101.99	1.59
BLACKTAIL SNAPPER	1	40.00	50.00	1.25
ONESPOT SNAPPER	3	43.25	68.18	1.58
HUMPBACK SNAPPER	2	40.50	70.87	1.75
GRAY JOBFISH	7	110.75	211.41	1.91
YELLOW OPAKAPAKA	21	185.00	648.92	3.51
GINDAI (FLOWER SNAP)	11	139.50	285.42	2.05
LEHI (SILVERJAW)	11	213.75	396.76	1.86
ONAGA (RED SNAPPER)	78	2367.00	9633.49	4.07
EHU (RED SNAPPER)	34	777.50	1703.06	2.19
STONE'S SNAPPER	7	601.25	1046.90	1.74
KUSAKAR'S SNAPPER	1	13.75	24.06	1.75
EMPERORS (MISC)	3	203.00	355.24	1.75
REEF FISH	9	3001.00	5251.76	1.75
LINED SURGEON	4	117.25	205.18	1.75
YELLOW EYED SURGEON	1	2.00	3.50	1.75
DUSSUMIER'S SURGEON	2	14.50	25.36	1.75
UNICORNFISH (MISC)	2	43.00	75.24	1.75
UNICORNFISH	1	17.75	31.06	1.75
SQUIRRELFISH	5	32.00	66.41	2.08
PARROTFISH	3	23.25	40.68	1.75
TRIGGERFISH	1	1.75	3.06	1.75
RAINBOW RUNNER	1	20.00	20.80	1.04
SKIPJACK TUNA	8	911.75	911.75	1.00
YELLOWFIN TUNA	2	70.00	71.40	1.02
KAWAKAWA	3	143.50	143.50	1.00
SPINY LOBSTER	3	260.50	781.50	3.00
** SUBTOTAL **	262	12913.75	26304.73	

Table 2.9

AMERICAN SAMOA JULY 1983 COMMERCIAL LANDINGS
FISH PURCHASES BY SPECIES

SPECIES	RECORDS	POUNDS	VALUE	AVE \$/#
-----	-----	-----	-----	-----
MISCELLANEOUS	2	85.00	148.75	1.75
JACKS	5	62.50	109.35	1.75
BLACK JACK	2	12.75	21.33	1.67
BARRACUDAS	6	57.00	99.49	1.75
BOTTOM FISH	42	4611.75	8572.60	1.86
GROUPERS	7	58.25	101.92	1.75
BLUE LINED SNAPPER	6	104.25	182.42	1.75
ONESPOT SNAPPER	1	12.75	22.31	1.75
HUMPBACK SNAPPER	2	59.25	103.68	1.75
GRAY JOBFISH	16	167.50	738.17	4.41
YELLOW OPAKAPAKA	25	204.50	892.30	4.36
GINDAI (FLOWER SNAP)	13	91.25	263.59	2.89
YELLOWTAIL SNAPPER	2	2.00	2.00	1.00
LEHI (SILVERJAW)	19	340.00	971.36	2.86
ONAGA (RED SNAPPER)	47	1237.50	5719.48	4.62
EHU (RED SNAPPER)	26	190.50	567.14	2.98
STONE'S SNAPPER	1	13.00	22.75	1.75
EMPERORS (MISC)	9	133.00	232.61	1.75
REEF FISH	13	1777.00	3099.52	1.74
LINED SURGEON	4	53.00	92.73	1.75
DUSSUMIER'S SURGEON	2	15.00	26.24	1.75
UNICORNFISH	1	3.25	5.68	1.75
SQUIRRELFISH	5	61.00	106.74	1.75
PARROTFISH	2	44.25	77.43	1.75
SKIPJACK TUNA	4	403.50	403.50	1.00
DOGTUOTH TUNA	1	7.50	13.12	1.75
YELLOWFIN TUNA	1	30.00	45.00	1.50
SPINY LOBSTER	3	44.75	134.25	3.00
** SUBTOTAL **	267	9882.00	22775.46	

Table 2.10

AMERICAN SAMOA AUGUST 1983 COMMERCIAL LANDINGS
FISH PURCHASES BY SPECIES

SPECIES	RECORDS	POUNDS	VALUE	AVE \$/#
-----	-----	-----	-----	-----
MISCELLANEOUS	3	24.25	42.43	1.75
JACKS	8	149.75	262.03	1.75
BLACK JACK	1	9.50	12.82	1.35
BARRACUDAS	3	28.50	49.86	1.75
BOTTOM FISH	27	3805.25	6883.00	1.81
GROUPERS	9	110.00	192.46	1.75
STRIPED GROUPER	1	12.00	28.20	2.35
GIANT GROUPER	1	29.00	50.75	1.75
BLUE LINED SNAPPER	5	63.00	110.24	1.75
ONESPOT SNAPPER	2	14.75	25.80	1.75
HUMPBACK SNAPPER	7	146.50	256.35	1.75
GRAY JOBFISH	12	139.75	339.69	2.43
YELLOW OPAKAPAKA	14	130.00	597.11	4.59
HAWAIIAN OPAKAPAKA	1	10.50	18.37	1.75
GINDAI (FLOWER SNAP)	10	68.75	204.10	2.97
YELLOWTAIL SNAPPER	1	1.00	1.60	1.60
LEHI (SILVERJAW)	21	392.75	1081.88	2.75
ONAGA (RED SNAPPER)	27	502.00	2663.63	5.31
EHU (RED SNAPPER)	15	82.50	272.56	3.30
STONE'S SNAPPER	1	14.25	24.93	1.75
EMPERORS (MISC)	9	146.25	255.89	1.75
REEF FISH	10	1513.00	2634.08	1.74
LINED SURGEON	9	258.75	452.77	1.75
YELLOW EYED SURGEON	3	19.00	33.24	1.75
DUSSUMIER'S SURGEON	4	59.25	103.67	1.75
UNICORNFISH (MISC)	9	185.50	324.58	1.75
UNICORNFISH	3	27.00	47.24	1.75
SQUIRRELFISH	9	74.00	129.45	1.75
BIGEYE SQUIRRELFISH	1	2.25	3.93	1.75
PARROTFISH	9	281.25	492.15	1.75
RAINBOW RUNNER	2	20.25	27.93	1.38
SKIPJACK TUNA	4	550.00	687.50	1.25
DOGTOOTH TUNA	1	15.50	27.12	1.75
** SUBTOTAL **	242	8886.00	18337.36	

Table 2.11

AMERICAN SAMOA SEPTEMBER 1983 COMMERCIAL LANDINGS
FISH PURCHASES BY SPECIES

SPECIES	RECORDS	POUNDS	VALUE	AVE \$/#
-----	-----	-----	-----	-----
JACKS	2	35.00	43.75	1.25
SHARKS	1	7.25	12.68	1.75
BOTTOM FISH	10	657.50	1124.74	1.71
GROUPERS	1	20.00	35.00	1.75
BLUE LINED SNAPPER	6	382.00	508.75	1.33
ONESPOT SNAPPER	1	15.00	15.00	1.00
TWINSPOT/RED SNAPPER	1	15.00	18.75	1.25
HUMPBACK SNAPPER	1	12.00	21.00	1.75
GRAY JOBFISH	5	89.00	173.37	1.95
YELLOW OPAKAPAKA	6	26.50	92.90	3.51
GINDAI (FLOWER SNAP)	6	46.50	74.62	1.60
YELLOWTAIL SNAPPER	1	1.50	1.50	1.00
LEHI (SILVERJAW)	5	75.00	232.05	3.09
ONAGA (RED SNAPPER)	19	296.00	1097.45	3.71
EHU (RED SNAPPER)	9	179.50	401.49	2.24
EMPERORS (MISC)	4	149.25	260.88	1.75
LONGNOSE EMPEROR	1	35.00	43.75	1.25
SQUIRRELFISH	2	40.00	47.50	1.19
SKIPJACK TUNA	4	270.00	270.00	1.00
YELLOWFIN TUNA	2	55.00	55.00	1.00
** SUBTOTAL **	87	2407.00	4530.18	

Table 2.12

AMERICAN SAMOA OCTOBER 1983 COMMERCIAL LANDINGS
FISH PURCHASES BY SPECIES

SPECIES	RECORDS	POUNDS	VALUE	AVE \$/#
-----	-----	-----	-----	-----
JACKS	13	217.00	375.75	1.73
AMBERJACK	1	60.00	105.00	1.75
BARRACUDAS	9	85.00	148.75	1.75
MULLETS	2	31.00	54.25	1.75
BOTTOM FISH	21	3079.50	5384.25	1.75
GROUPERS	9	75.00	131.25	1.75
FLAGTAIL GROUPER	1	2.00	3.50	1.75
BLACKTIP GROUPER	1	3.00	5.25	1.75
LUNARTAIL GROUPER	1	17.00	29.75	1.75
SNAPPERS	1	8.00	10.00	1.25
BLUE LINED SNAPPER	9	181.00	316.75	1.75
ONESPOT SNAPPER	3	18.00	31.50	1.75
TWINSPO/RED SNAPPER	1	10.00	17.50	1.75
HUMPBACK SNAPPER	6	93.00	162.75	1.75
BROWN JOBFISH	1	14.00	24.50	1.75
GRAY JOBFISH	12	984.00	1019.22	1.04
YELLOW OPAKAPAKA	4	37.50	71.12	1.90
GINDAI (FLOWER SNAP)	6	34.50	52.80	1.53
YELLOWTAIL SNAPPER	1	1.00	1.00	1.00
LEHI (SILVERJAW)	6	211.00	342.32	1.62
ONAGA (RED SNAPPER)	12	422.50	1601.40	3.79
EHU (RED SNAPPER)	12	307.50	878.82	2.86
STONE'S SNAPPER	2	100.00	150.00	1.50
EMPERORS (MISC)	10	252.00	441.00	1.75
REEF FISH	5	589.00	1030.75	1.75
LINED SURGEON	6	160.00	280.00	1.75
YELLOW EYED SURGEON	6	101.00	176.75	1.75
SPOTTED SURGEONFISH	1	10.00	17.50	1.75
SQUIRRELFISH	12	157.00	274.75	1.75
BIGEYE SQUIRRELFISH	1	12.00	21.00	1.75
PARROTFISH	5	153.00	267.75	1.75
WRASSE	1	2.00	3.50	1.75
GOATFISH	3	20.00	35.00	1.75
INSHORE GROUPERS	2	20.00	35.00	1.75
BUTTERFLYFISH	1	8.00	14.00	1.75
DOLPHIN (MAHIMAHI)	5	200.00	307.60	1.54
SAILFISH	1	40.00	36.00	0.90
RAINBOW RUNNER	5	165.00	180.00	1.09
WAHOO	3	60.00	105.00	1.75
SKIPJACK TUNA	39	5793.00	3060.91	0.53
DOGTUOTH TUNA	4	82.00	131.25	1.60
ALBACORE	1	1754.00	1315.50	0.75
YELLOWFIN TUNA	22	4117.00	2736.15	0.66
KAWAKAWA	1	40.00	40.00	1.00
** SUBTOTAL **	268	19726.50	21426.84	

Table 2.13

AMERICAN SAMOA NOVEMBER 1983 COMMERCIAL LANDINGS
FISH PURCHASES BY SPECIES

SPECIES	RECORDS	POUNDS	VALUE	AVE \$/#
-----	-----	-----	-----	-----
MISCELLANEOUS	8	109.00	190.75	1.75
JACKS	15	172.50	297.31	1.72
BARRACUDAS	10	96.00	158.60	1.65
MULLETS	5	52.00	91.00	1.75
BOTTOM FISH	17	2735.00	4459.45	1.63
GROUPERS	16	175.00	306.25	1.75
GIANT GROUPER	1	119.00	107.10	0.90
LUNARTAIL GROUPER	2	20.00	35.00	1.75
SNAPPERS	1	20.00	25.00	1.25
BLUE LINED SNAPPER	13	266.00	460.50	1.73
BLACKTAIL SNAPPER	1	12.00	20.88	1.74
ONESPOT SNAPPER	5	26.00	45.50	1.75
TWINSPOT/RED SNAPPER	1	7.25	12.68	1.75
HUMPBAC SNAPPER	5	56.00	98.00	1.75
BROWN JOBFISH	1	14.00	24.50	1.75
GRAY JOBFISH	7	166.00	252.15	1.52
GINDAI (FLOWER SNAP)	3	56.00	78.00	1.39
LEHI (SILVERJAW)	1	19.00	33.25	1.75
ONAGA (RED SNAPPER)	6	142.50	515.50	3.62
EHU (RED SNAPPER)	5	128.50	259.91	2.02
STONE'S SNAPPER	2	158.00	212.80	1.35
EMPERORS (MISC)	13	387.00	677.25	1.75
REEF FISH	7	1125.00	1968.75	1.75
LINED SURGEON	13	346.00	605.50	1.75
YELLOW EYED SURGEON	7	82.00	143.50	1.75
CONVICT TANG	1	5.00	8.75	1.75
SQUIRRELFISH	14	202.25	353.77	1.75
PARROTFISH	12	377.25	660.18	1.75
TERAPON PERCH	5	41.00	71.75	1.75
WRASSE	1	6.00	10.50	1.75
BUTTERFLYFISH	3	24.50	42.87	1.75
DOLPHIN (MAHIMAHI)	8	297.00	438.30	1.48
BLUE MARLIN	1	585.00	468.00	0.80
RAINBOW RUNNER	3	130.00	227.20	1.75
WAHOO	2	100.00	149.80	1.50
SKIPJACK TUNA	64	10274.70	6016.09	0.59
DOGTOOTH TUNA	6	103.00	128.75	1.25
YELLOWFIN TUNA	34	3143.00	4113.79	1.31
KAWAKAWA	1	15.00	14.85	0.99
INVERTEBRATES	1	8.50	14.87	1.75
SPINY LOBSTER	6	53.75	134.37	2.50
** SUBTOTAL **	327	21855.70	23932.97	

Table 2.14

AMERICAN SAMOA DECEMBER 1983 COMMERCIAL LANDINGS
FISH PURCHASES BY SPECIES

SPECIES	RECORDS	POUNDS	VALUE	AVE \$/#
-----	-----	-----	-----	-----
MISCELLANEOUS	3	61.00	97.33	1.60
JACKS	6	94.75	165.35	1.75
BARRACUDAS	4	34.00	59.50	1.75
MULLETS	1	5.00	8.75	1.75
SHARKS	3	101.00	176.04	1.74
BOTTOM FISH	5	905.00	1575.50	1.74
GROUPERS	13	164.50	287.11	1.75
TOMATO GROUPE	1	20.00	35.00	1.75
GIANT GROUPE	1	40.00	36.00	0.90
LUNARTAIL GROUPE	4	48.00	84.00	1.75
BLUE LINED SNAPPER	14	278.00	486.50	1.75
BLACKTAIL SNAPPER	1	8.00	14.00	1.75
ONESPOT SNAPPER	1	5.00	8.75	1.75
TWINSPOT/RED SNAPPER	4	37.00	64.75	1.75
HUMPBACK SNAPPER	8	124.50	217.15	1.74
GRAY JOBFISH	11	199.00	359.55	1.81
HAWAIIAN OPAKAPAKA	5	83.00	226.55	2.73
GINDAI (FLOWER SNAP)	2	10.00	17.10	1.71
LEHI (SILVERJAW)	8	172.00	316.15	1.84
ONAGA (RED SNAPPER)	11	162.00	354.40	2.19
EHU (RED SNAPPER)	6	159.00	282.85	1.78
STONE'S SNAPPER	5	215.00	376.25	1.75
EMPERORS (MISC)	12	210.25	366.50	1.74
SNAKE MACKEREL	2	22.00	38.50	1.75
REEF FISH	2	170.00	297.50	1.75
LINED SURGEON	4	77.00	134.75	1.75
YELLOW EYED SURGEON	4	30.00	52.50	1.75
SQUIRRELFISH	7	70.00	122.50	1.75
PARROTFISH	4	113.00	197.75	1.75
GOATFISH	1	20.00	35.00	1.75
TRIGGERFISH	2	12.00	21.00	1.75
DOLPHIN (MAHIMAHI)	5	182.00	271.83	1.49
RAINBOW RUNNER	2	18.00	17.88	0.99
WAHOO	2	124.00	186.00	1.50
SKIPJACK TUNA	48	9071.30	4195.54	0.46
DOGTOOTH TUNA	6	287.00	373.80	1.30
ALBACORE	1	4134.00	3100.50	0.75
YELLOWFIN TUNA	27	2708.20	1991.60	0.74
SPINY LOBSTER	1	3.50	8.75	2.50
** SUBTOTAL **				
	247	20178.00	16660.48	
** 1983 TOTAL **				
	2205	132791.45	210096.19	

Figure 2.1

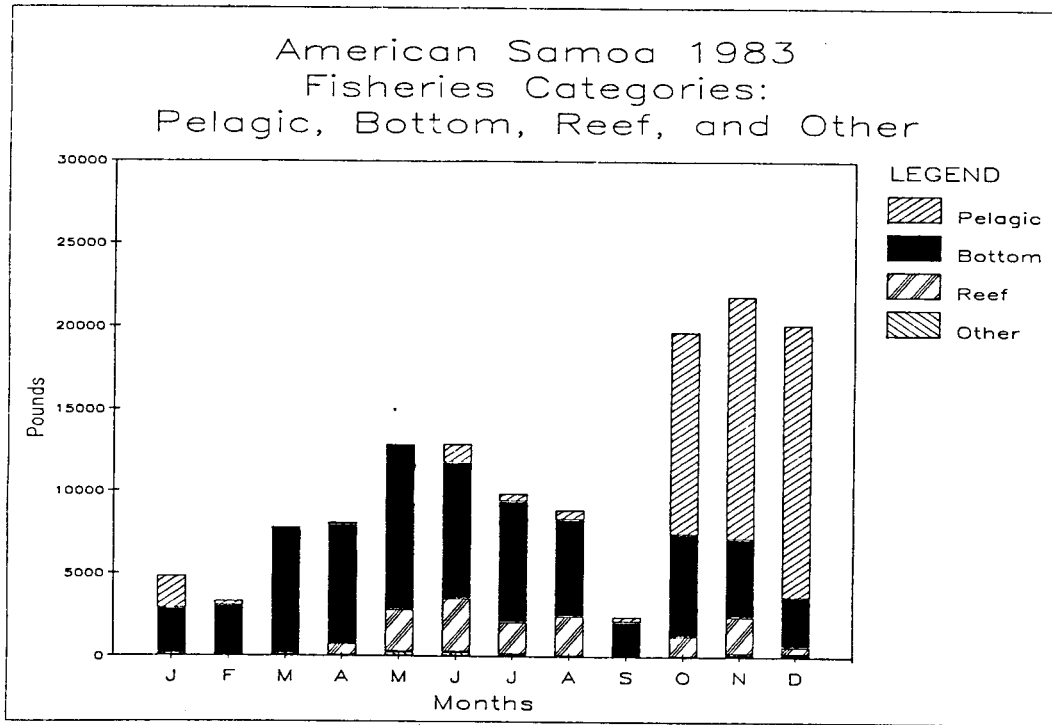


Figure 2.2

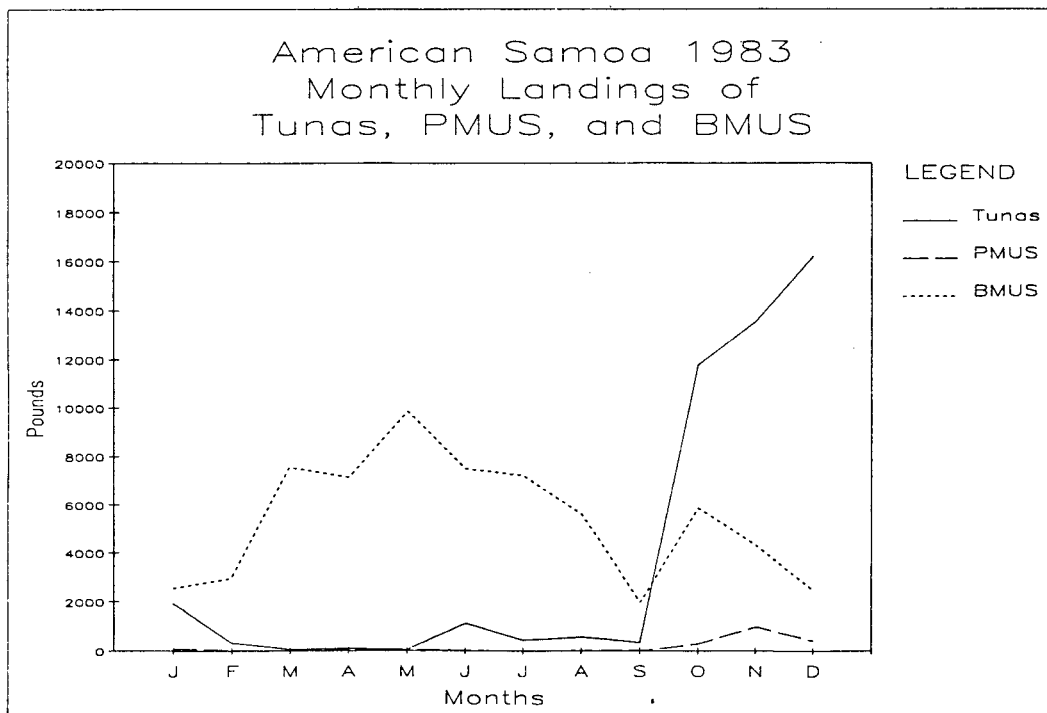


Figure 2.3

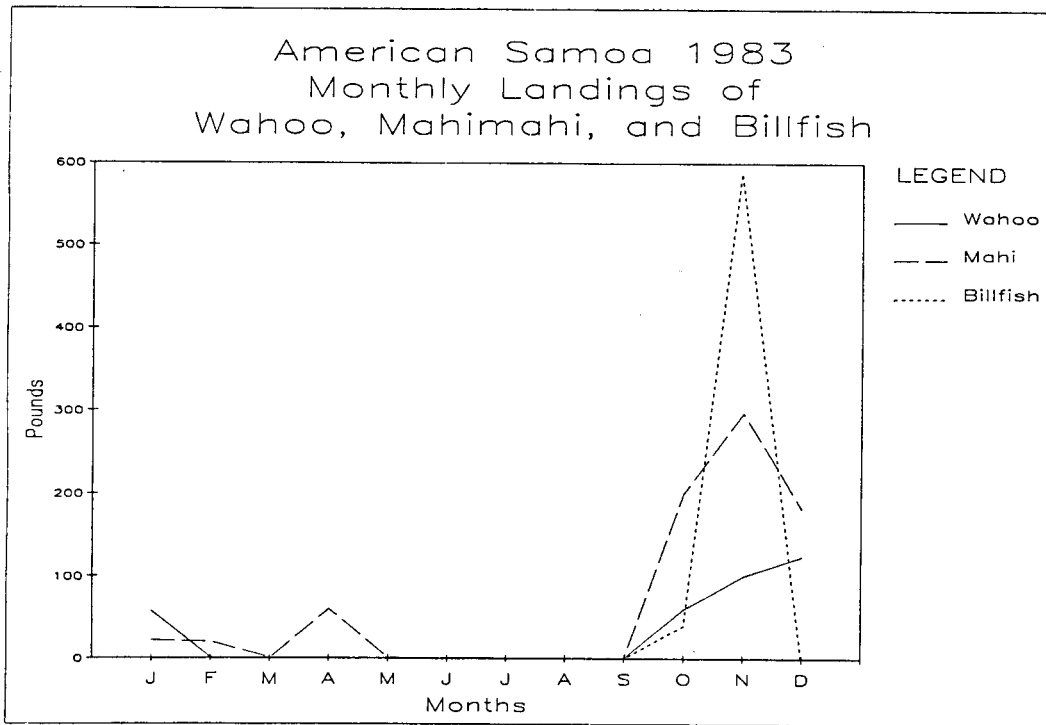


Figure 2.4

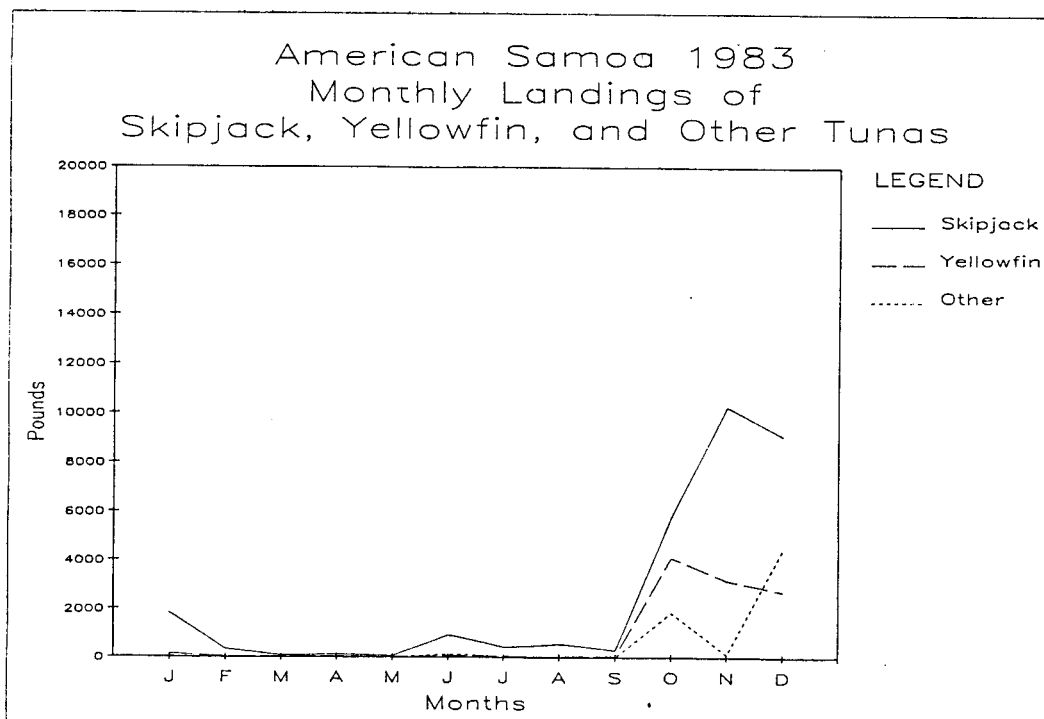


Table 3.1

AMERICAN SAMOA 1984 ANNUAL COMMERCIAL LANDINGS
FISH PURCHASES BY SPECIES

SPECIES	RECORDS	POUNDS	VALUE	AVE \$/#
MISCELLANEOUS	7	98.75	172.81	1.75
BIGEYE SCAD	13	986.75	1519.20	1.54
JACKS	86	1412.25	2346.87	1.66
BLACK JACK	1	11.00	17.82	1.62
TREVALLY	1	10.00	17.50	1.75
BARRACUDAS	53	632.25	996.34	1.58
SHARKS	9	535.00	935.31	1.75
BOTTOM FISH	291	45187.00	72095.26	1.60
GROUPERS	79	1118.00	1938.00	1.73
BLACKTIP GROUPE	2	7.25	12.68	1.75
GIANT GROUPE	2	180.00	223.80	1.24
LUNARTAIL GROUPE	44	417.60	729.75	1.75
SNAPPERS	3	95.00	148.20	1.56
BLUE LINED SNAPPER	119	2746.00	4433.12	1.61
RUFOUS SNAPPER	2	90.00	140.40	1.56
BLACKTAIL SNAPPER	10	404.00	589.50	1.46
ONESPOT SNAPPER	21	281.50	436.17	1.55
TWINSPO/RED SNAPPER	21	432.25	754.04	1.74
HUMPBACK SNAPPER	88	1257.00	2184.44	1.74
GRAY JOBFISH	78	1125.50	1843.96	1.64
DEEPWATER BOTTOMFISH	6	121.50	273.52	2.25
YELLOW OPAKAPAKA	46	883.00	2100.61	2.38
HAWAIIAN OPAKAPAKA	52	772.00	2627.48	3.40
OPAKAPAKA	2	29.25	51.18	1.75
GINDAI (FLOWER SNAP)	86	1279.25	2162.85	1.69
YELLOWTAIL SNAPPER	1	2.50	1.25	0.50
LEHI (SILVERJAW)	57	908.50	2392.10	2.63
ONAGA (RED SNAPPER)	155	3168.50	12599.77	3.98
EHU (RED SNAPPER)	139	3174.50	7223.48	2.28
BLACK SNAPPER	4	29.25	51.18	1.75
STONE'S SNAPPER	20	616.75	1076.31	1.75
KUSAKAR'S SNAPPER	1	80.00	140.00	1.75
BIGEYE EMPEROR	1	5.00	8.75	1.75
EMPERORS (MISC)	108	2767.50	4780.68	1.73
LONGNOSE EMPEROR	3	82.50	103.13	1.25
SNAKE MACKEREL	1	6.00	10.50	1.75
REEF FISH	12	1894.00	3095.59	1.63
LINED SURGEON	5	72.75	127.31	1.75
YELLOW EYED SURGEON	4	53.00	92.74	1.75
UNICORNFISH (MISC)	2	37.00	64.75	1.75
SQUIRRELFISH	37	327.25	541.91	1.66
SABER SQUIRRELFISH	2	30.25	52.93	1.75
BIGEYE SQUIRRELFISH	1	20.00	25.00	1.25
PARROTFISH	4	76.00	133.00	1.75
GOATFISH	2	4.00	7.00	1.75

Table 3.1 (cont.)

AMERICAN SAMOA 1984 ANNUAL COMMERCIAL LANDINGS
FISH PURCHASES BY SPECIES

SPECIES	RECORDS	POUNDS	VALUE	AVE \$/#
-----	-----	-----	-----	-----
TRIGGERFISH	4	8.00	13.99	1.75
TROLL FISH	85	17389.25	13958.82	0.80
DOLPHIN (MAHIMAHI)	40	1337.75	1650.20	1.23
BLUE MARLIN	14	4199.00	3037.45	0.72
SAILFISH	6	732.00	659.20	0.90
RAINBOW RUNNER	65	1704.50	1806.29	1.06
WAHOO	41	1212.00	3204.00	2.64
SKIPJACK TUNA	301	85044.75	40905.98	0.48
DOGTOOTH TUNA	43	1943.25	2309.09	1.19
ALBACORE	6	15088.00	11316.00	0.75
YELLOWFIN TUNA	188	43370.75	31556.49	0.73
BIGEYE TUNA	3	569.00	267.43	0.47
KAWAKAWA	25	1040.00	1038.90	1.00
SPINY LOBSTER	8	594.00	1485.00	2.50
OCTOPUS	1	9.50	19.00	2.00
** 1984 TOTAL **	2511	247709.10	244506.03	

Table 3.2

AMERICAN SAMOA 1984 COMMERCIAL LANDINGS NOT SOLD
FISH PURCHASES BY SPECIES

SPECIES	RECORDS	POUNDS	VALUE	AVE \$/#
MISCELLANEOUS	1	350.00	0.00	0.00
JACKS	2	33.00	0.00	0.00
BARRACUDAS	5	107.00	0.00	0.00
SHARKS	18	745.75	0.00	0.00
BOTTOM FISH	13	466.25	0.00	0.00
GROUPERS	2	44.00	0.00	0.00
ONESPOT SNAPPER	1	20.00	0.00	0.00
TWINSPO/RED SNAPPER	23	308.00	0.00	0.00
GRAY JOBFISH	1	5.00	0.00	0.00
YELLOW OPAKAPAKA	1	8.00	0.00	0.00
EMPERORS (MISC)	1	2.00	0.00	0.00
OILFISH	1	50.00	0.00	0.00
TROLL FISH	1	15.00	0.00	0.00
DOLPHIN (MAHIMAHI)	1	27.00	0.00	0.00
BLUE MARLIN	1	313.00	0.00	0.00
RAINBOW RUNNER	10	144.75	0.00	0.00
WAHOO	2	103.00	0.00	0.00
SKIPJACK TUNA	64	2048.50	0.00	0.00
DOGTUOTH TUNA	2	42.00	0.00	0.00
YELLOWFIN TUNA	4	70.00	0.00	0.00
** 1984 TOTAL **	154	4902.25	0.00	

Table 3.3

AMERICAN SAMOA JANUARY 1984 COMMERCIAL LANDINGS
FISH PURCHASES BY SPECIES

SPECIES	RECORDS	POUNDS	VALUE	AVE \$/#
JACKS	14	277.75	487.38	1.75
BARRACUDAS	7	74.00	121.64	1.64
SHARKS	2	135.00	236.25	1.75
BOTTOM FISH	13	1674.00	2913.71	1.74
GROUPERS	12	525.50	915.76	1.74
BLACKTIP GROUPER	1	1.25	2.18	1.74
GIANT GROUPER	2	180.00	223.80	1.24
LUNARTAIL GROUPER	5	52.35	91.46	1.75
BLUE LINED SNAPPER	14	328.50	490.91	1.49
RUFIOUS SNAPPER	2	90.00	140.40	1.56
BLACKTAIL SNAPPER	3	180.00	262.50	1.46
ONESPOT SNAPPER	2	30.00	52.20	1.74
TWINSPO/RED SNAPPER	5	115.50	201.25	1.74
HUMPBACK SNAPPER	9	131.50	229.40	1.74
GRAY JOBFISH	11	90.75	184.69	2.04
DEEPWATER BOTTOMFISH	1	2.50	6.25	2.50
YELLOW OPAKAPAKA	12	130.50	221.27	1.70
HAWAIIAN OPAKAPAKA	9	148.00	496.30	3.35
GINDAI (FLOWER SNAP)	13	347.00	505.22	1.46
LEHI (SILVERJAW)	10	154.00	409.96	2.66
ONAGA (RED SNAPPER)	27	608.00	2163.94	3.56
EHU (RED SNAPPER)	25	667.00	1093.92	1.64
STONE'S SNAPPER	5	215.00	376.25	1.75
EMPERORS (MISC)	15	450.00	762.99	1.70
SQUIRRELFISH	4	48.50	84.72	1.75
TRIGGERFISH	2	3.75	6.56	1.75
DOLPHIN (MAHIMAHI)	6	313.00	467.00	1.49
BLUE MARLIN	5	1421.00	1407.85	0.99
SAILFISH	3	386.00	347.40	0.90
RAINBOW RUNNER	9	242.00	285.00	1.18
WAHOO	16	545.00	1769.60	3.25
SKIPJACK TUNA	77	18666.00	7622.26	0.41
DOGTOOTH TUNA	7	1045.50	1296.72	1.24
ALBACORE	2	4450.00	3337.50	0.75
YELLOWFIN TUNA	34	3624.50	2758.09	0.76
BIGEYE TUNA	3	569.00	267.43	0.47
KAWAKAWA	1	70.00	70.00	1.00
** SUBTOTAL **	388	37992.35	32309.76	

Table 3.4

AMERICAN SAMOA FEBRUARY 1984 COMMERCIAL LANDINGS
FISH PURCHASES BY SPECIES

SPECIES	RECORDS	POUNDS	VALUE	AVE \$/#
-----	-----	-----	-----	-----
MISCELLANEOUS	1	3.75	6.56	1.75
BIGEYE SCAD	4	335.50	380.12	1.13
JACKS	21	277.75	486.06	1.75
BARRACUDAS	9	81.00	141.75	1.75
SHARKS	3	100.00	174.06	1.74
BOTTOM FISH	10	1958.50	3035.68	1.55
GROUPERS	23	192.50	336.06	1.75
LUNARTAIL GROUPER	7	80.00	140.00	1.75
SNAPPERS	1	8.00	12.48	1.56
BLUE LINED SNAPPER	30	626.00	1043.00	1.67
BLACKTAIL SNAPPER	3	90.00	157.50	1.75
ONESPOT SNAPPER	7	62.50	109.34	1.75
TWINSPO/RED SNAPPER	9	117.00	204.75	1.75
HUMPBAC SNAPPER	24	340.75	594.57	1.74
GRAY JOBFISH	23	298.00	716.87	2.41
YELLOW OPAKAPAKA	11	197.50	559.28	2.83
HAWAIIAN OPAKAPAKA	5	34.50	157.25	4.56
GINDAI (FLOWER SNAP)	19	148.00	292.05	1.97
LEHI (SILVERJAW)	6	86.00	239.30	2.78
ONAGA (RED SNAPPER)	29	528.50	2220.15	4.20
EHU (RED SNAPPER)	28	562.00	1692.92	3.01
STONE'S SNAPPER	6	239.00	415.86	1.74
EMPERORS (MISC)	27	523.00	915.25	1.75
LINED SURGEON	1	7.00	12.25	1.75
SQUIRRELFISH	15	112.00	193.00	1.72
PARROTFISH	1	26.00	45.50	1.75
DOLPHIN (MAHIMAHI)	4	142.00	259.43	1.83
BLUE MARLIN	2	369.00	366.08	0.99
SAILFISH	1	200.00	180.00	0.90
RAINBOW RUNNER	7	141.00	159.61	1.13
WAHOO	3	40.00	116.30	2.91
SKIPJACK TUNA	30	5319.00	2139.89	0.40
DOGTUOTH TUNA	6	164.00	174.20	1.06
YELLOWFIN TUNA	20	1984.00	1301.55	0.66
KAWAKAWA	1	8.75	8.75	1.00
** SUBTOTAL **	397	15402.50	18987.42	

Table 3.5

AMERICAN SAMOA MARCH 1984 COMMERCIAL LANDINGS
FISH PURCHASES BY SPECIES

SPECIES	RECORDS	POUNDS	VALUE	AVE \$/#
-----	-----	-----	-----	-----
MISCELLANEOUS	4	72.00	126.00	1.75
BIGEYE SCAD	5	183.25	320.68	1.75
JACKS	24	254.25	444.27	1.75
TREVALLY	1	10.00	17.50	1.75
BARRACUDAS	12	80.00	139.77	1.75
SHARKS	1	110.00	192.50	1.75
BOTTOM FISH	19	1314.50	2023.98	1.54
GROUPERS	26	215.50	376.54	1.75
BLACKTIP GROUPER	1	6.00	10.50	1.75
LUNARTAIL GROUPER	17	157.00	274.55	1.75
SNAPPERS	1	75.00	117.00	1.56
BLUE LINED SNAPPER	42	809.50	1415.28	1.75
ONESPOT SNAPPER	4	29.00	50.75	1.75
TWINSPO/RED SNAPPER	4	127.75	222.66	1.74
HUMPBACK SNAPPER	34	461.75	807.11	1.75
GRAY JOBFISH	15	128.75	235.00	1.83
DEEPWATER BOTTOMFISH	1	2.50	2.12	0.85
YELLOW OPAKAPAKA	4	70.50	132.67	1.88
HAWAIIAN OPAKAPAKA	13	163.50	538.61	3.29
OPAKAPAKA	1	21.25	37.18	1.75
GINDAI (FLOWER SNAP)	19	168.75	296.10	1.75
LEHI (SILVERJAW)	14	235.50	601.02	2.55
ONAGA (RED SNAPPER)	19	512.00	2085.20	4.07
EHU (RED SNAPPER)	25	484.50	1239.89	2.56
BLACK SNAPPER	4	29.25	51.18	1.75
STONE'S SNAPPER	7	106.75	186.60	1.75
KUSAKAR'S SNAPPER	1	80.00	140.00	1.75
BIGEYE EMPEROR	1	5.00	8.75	1.75
EMPERORS (MISC)	39	727.50	1271.66	1.75
SNAKE MACKEREL	1	6.00	10.50	1.75
SQUIRRELFISH	13	93.75	163.94	1.75
SABER SQUIRRELFISH	2	30.25	52.93	1.75
GOATFISH	2	4.00	7.00	1.75
TRIGGERFISH	1	2.25	3.93	1.75
TROLL FISH	2	256.00	253.79	0.99
DOLPHIN (MAHIMAHI)	1	27.00	40.50	1.50
BLUE MARLIN	1	380.00	205.20	0.54
SAILFISH	1	75.00	75.00	1.00
RAINBOW RUNNER	11	199.50	325.26	1.63
WAHOO	2	69.00	129.15	1.87
SKIPJACK TUNA	23	6032.00	2381.66	0.39
DOGTUOTH TUNA	5	84.00	97.92	1.17
ALBACORE	1	312.00	234.00	0.75
YELLOWFIN TUNA	17	6423.75	4843.10	0.75
KAWAKAWA	6	93.25	93.25	1.00
** SUBTOTAL **	447	20729.00	22282.20	

Table 3.6

AMERICAN SAMOA APRIL 1984 COMMERCIAL LANDINGS
FISH PURCHASES BY SPECIES

SPECIES	RECORDS	POUNDS	VALUE	AVE \$/#
-----	-----	-----	-----	-----
MISCELLANEOUS	1	7.00	12.25	1.75
BIGEYE SCAD	2	170.00	296.90	1.75
JACKS	4	75.00	131.25	1.75
BARRACUDAS	6	59.00	100.25	1.70
SHARKS	1	95.00	166.25	1.75
BOTTOM FISH	7	936.00	1450.80	1.55
GROUPERS	7	33.00	57.75	1.75
LUNARTAIL GROUPER	8	58.00	101.50	1.75
SNAPPERS	1	12.00	18.72	1.56
BLUE LINED SNAPPER	10	145.00	253.75	1.75
ONESPOT SNAPPER	1	8.00	13.92	1.74
TWINSPO/RED SNAPPER	1	60.00	104.40	1.74
HUMPBAC SNAPPER	8	89.00	155.75	1.75
GRAY JOBFISH	4	27.00	47.25	1.75
DEEPWATER BOTTOMFISH	4	116.50	265.15	2.28
YELLOW OPAKAPAKA	10	143.50	490.86	3.42
HAWAIIAN OPAKAPAKA	14	193.50	595.80	3.08
GINDAI (FLOWER SNAP)	14	155.50	335.27	2.16
YELLOWTAIL SNAPPER	1	2.50	1.25	0.50
LEHI (SILVERJAW)	17	241.00	720.09	2.99
ONAGA (RED SNAPPER)	36	624.50	3116.24	4.99
EHU (RED SNAPPER)	19	358.00	1175.54	3.28
STONE'S SNAPPER	2	56.00	97.60	1.74
EMPERORS (MISC)	11	206.00	360.50	1.75
SQUIRRELFISH	1	4.00	7.00	1.75
TRIGGERFISH	1	2.00	3.50	1.75
TROLL FISH	1	30.00	24.00	0.80
DOLPHIN (MAHIMAHI)	8	215.00	221.70	1.03
BLUE MARLIN	2	170.00	96.50	0.57
RAINBOW RUNNER	13	482.50	464.77	0.96
WAHOO	2	33.00	42.30	1.28
SKIPJACK TUNA	13	7610.00	2984.04	0.39
DOGTUOTH TUNA	1	18.00	27.00	1.50
YELLOWFIN TUNA	26	6084.50	4773.52	0.78
KAWAKAWA	4	56.00	56.00	1.00
** SUBTOTAL **	261	18576.00	18769.37	

Table 3.7

AMERICAN SAMOA MAY 1984 COMMERCIAL LANDINGS
FISH PURCHASES BY SPECIES

SPECIES	RECORDS	POUNDS	VALUE	AVE \$/#
-----	-----	-----	-----	-----
MISCELLANEOUS	1	16.00	28.00	1.75
BIGEYE SCAD	1	68.00	119.00	1.75
JACKS	3	36.00	63.00	1.75
BARRACUDAS	3	10.00	16.75	1.68
BOTTOM FISH	22	2661.50	3807.36	1.43
GROUPERS	2	7.00	12.25	1.75
BLUE LINED SNAPPER	3	39.00	68.25	1.75
HUMPBACK SNAPPER	3	24.00	42.00	1.75
GRAY JOBFISH	3	21.50	71.10	3.31
YELLOW OPAKAPAKA	1	13.00	33.15	2.55
HAWAIIAN OPAKAPAKA	4	49.00	134.40	2.74
GINDAI (FLOWER SNAP)	2	16.00	33.95	2.12
LEHI (SILVERJAW)	3	40.00	78.92	1.97
ONAGA (RED SNAPPER)	13	325.50	829.57	2.55
EHU (RED SNAPPER)	12	258.00	244.07	0.95
EMPERORS (MISC)	3	25.00	43.75	1.75
TROLL FISH	11	714.25	529.83	0.74
DOLPHIN (MAHIMAHI)	12	433.75	453.41	1.05
BLUE MARLIN	2	911.00	538.94	0.59
SAILFISH	1	71.00	56.80	0.80
RAINBOW RUNNER	6	244.00	185.25	0.76
WAHOO	4	68.00	82.20	1.21
SKIPJACK TUNA	20	7377.00	3012.28	0.41
DOGTOOTH TUNA	2	65.00	70.00	1.08
ALBACORE	1	1300.00	975.00	0.75
YELLOWFIN TUNA	28	9540.75	6194.39	0.65
KAWAKAWA	1	10.00	10.00	1.00
** SUBTOTAL **	167	24344.25	17733.62	

Table 3.8

AMERICAN SAMOA JUNE 1984 COMMERCIAL LANDINGS
FISH PURCHASES BY SPECIES

SPECIES	RECORDS	POUNDS	VALUE	AVE \$/#
JACKS	2	31.00	54.25	1.75
BARRACUDAS	3	28.00	49.00	1.75
BOTTOM FISH	11	1914.50	2393.13	1.25
GROUPERS	1	5.00	8.75	1.75
BLUE LINED SNAPPER	4	122.00	178.50	1.46
ONESPOT SNAPPER	1	30.00	37.50	1.25
TWINSPO/RED SNAPPER	1	2.00	3.48	1.74
YELLOW OPAKAPAKA	2	216.00	378.00	1.75
OPAKAPAKA	1	8.00	14.00	1.75
GINDAI (FLOWER SNAP)	1	20.00	35.00	1.75
EMPERORS (MISC)	3	90.00	127.50	1.42
SQUIRRELFISH	1	35.00	43.75	1.25
TROLL FISH	7	3095.00	2476.00	0.80
DOLPHIN (MAHIMAHI)	6	163.00	163.50	1.00
BLUE MARLIN	1	636.00	254.40	0.40
RAINBOW RUNNER	5	158.00	136.00	0.86
WAHOO	2	106.00	95.40	0.90
SKIPJACK TUNA	34	24050.25	10497.54	0.44
ALBACORE	1	5046.00	3784.50	0.75
YELLOWFIN TUNA	21	9343.25	6079.96	0.65
** SUBTOTAL **	108	45099.00	26810.16	

Table 3.9

AMERICAN SAMOA JULY 1984 COMMERCIAL LANDINGS
FISH PURCHASES BY SPECIES

SPECIES	RECORDS	POUNDS	VALUE	AVE \$/#
BOTTOM FISH	47	7985.00	13973.77	1.75
LINED SURGEON	1	3.75	6.56	1.75
YELLOW EYED SURGEON	1	13.50	23.62	1.75
SQUIRRELFISH	1	7.00	12.25	1.75
PARROTFISH	1	10.00	17.50	1.75
TROLL FISH	28	4943.75	3955.00	0.80
RAINBOW RUNNER	1	18.00	18.72	1.04
SKIPJACK TUNA	21	4419.00	2517.96	0.57
ALBACORE	1	3980.00	2985.00	0.75
YELLOWFIN TUNA	3	1719.00	887.36	0.52
KAWAKAWA	1	15.00	15.00	1.00
OCTOPUS	1	9.50	19.00	2.00
** SUBTOTAL **	107	23123.50	24431.74	

Table 3.10

AMERICAN SAMOA AUGUST 1984 COMMERCIAL LANDINGS
FISH PURCHASES BY SPECIES

SPECIES	RECORDS	POUNDS	VALUE	AVE \$/#
-----	-----	-----	-----	-----
JACKS	2	105.00	111.25	1.06
BOTTOM FISH	50	8489.75	14857.08	1.75
GROUPERS	1	60.00	104.40	1.74
BLUE LINED SNAPPER	2	165.00	182.50	1.11
GRAY JOBFISH	1	55.00	55.00	1.00
GINDAI (FLOWER SNAP)	2	110.00	120.00	1.09
EHU (RED SNAPPER)	2	70.00	76.25	1.09
REEF FISH	6	816.00	1428.00	1.75
LINED SURGEON	2	45.00	78.75	1.75
YELLOW EYED SURGEON	2	21.00	36.75	1.75
UNICORNFISH (MISC)	1	32.00	56.00	1.75
SQUIRRELFISH	1	7.00	12.25	1.75
PARROTFISH	1	14.00	24.50	1.75
TROLL FISH	10	526.50	421.20	0.80
BLUE MARLIN	1	312.00	168.48	0.54
RAINBOW RUNNER	1	12.00	12.48	1.04
WAHOO	1	15.00	18.00	1.20
SKIPJACK TUNA	16	3204.00	2196.00	0.69
DOGTOOTH TUNA	1	20.00	24.00	1.20
KAWAKAWA	3	475.00	475.00	1.00
SPINY LOBSTER	5	459.00	1147.50	2.50
** SUBTOTAL **	111	15013.25	21605.39	

Table 3.11

AMERICAN SAMOA SEPTEMBER 1984 COMMERCIAL LANDINGS
FISH PURCHASES BY SPECIES

SPECIES	RECORDS	POUNDS	VALUE	AVE \$/#
-----	-----	-----	-----	-----
BIGEYE SCAD	1	230.00	402.50	1.75
JACKS	7	99.75	173.89	1.74
BLACK JACK	1	11.00	17.82	1.62
BARRACUDAS	5	134.50	200.38	1.49
BOTTOM FISH	51	8093.00	12478.90	1.54
GROUPERS	3	29.00	50.75	1.75
LUNARTAIL GROUPER	3	25.00	43.50	1.74
BLUE LINED SNAPPER	4	137.50	239.42	1.74
BLACKTAIL SNAPPER	1	4.00	7.00	1.75
ONESPOT SNAPPER	2	36.00	63.00	1.75
TWINSPO/RED SNAPPER	1	10.00	17.50	1.75
HUMPBAC SNAPPER	3	73.00	127.02	1.74
GRAY JOBFISH	6	100.50	175.88	1.75
YELLOW OPAKAPAKA	1	21.00	36.54	1.74
GINDAI (FLOWER SNAP)	2	35.50	61.85	1.74
LEHI (SILVERJAW)	2	55.00	95.70	1.74
ONAGA (RED SNAPPER)	1	35.00	43.75	1.25
EHU (RED SNAPPER)	1	16.00	28.00	1.75
EMPERORS (MISC)	3	145.25	253.12	1.74
REEF FISH	6	1078.00	1667.59	1.55
LINED SURGEON	1	17.00	29.75	1.75
YELLOW EYED SURGEON	1	18.50	32.37	1.75
UNICORNFISH (MISC)	1	5.00	8.75	1.75
PARROTFISH	1	26.00	45.50	1.75
TROLL FISH	5	669.50	535.60	0.80
RAINBOW RUNNER	1	5.50	5.67	1.03
SKIPJACK TUNA	8	409.00	426.30	1.04
DOGTUOTH TUNA	2	87.00	104.40	1.20
YELLOWFIN TUNA	2	70.00	76.00	1.09
KAWAKAWA	1	35.00	35.00	1.00
SPINY LOBSTER	3	135.00	337.50	2.50
** SUBTOTAL **	130	11846.50	17820.95	

Table 3.12

AMERICAN SAMOA OCTOBER 1984 COMMERCIAL LANDINGS
FISH PURCHASES BY SPECIES

SPECIES	RECORDS	POUNDS	VALUE	AVE \$/#
-----	-----	-----	-----	-----
JACKS	7	199.75	325.52	1.63
BARRACUDAS	5	133.75	194.80	1.46
SHARKS	1	30.00	52.50	1.75
BOTTOM FISH	27	4440.25	5817.60	1.31
GROUPERS	2	13.50	23.49	1.74
LUNARTAIL GROUPER	4	45.25	78.74	1.74
BLUE LINED SNAPPER	7	287.50	439.01	1.53
BLACKTAIL SNAPPER	3	130.00	162.50	1.25
ONESPOT SNAPPER	2	44.00	56.96	1.29
HUMPBACK SNAPPER	6	117.00	203.59	1.74
GRAY JOBFISH	10	356.50	263.90	0.74
GINDAI (FLOWER SNAP)	3	205.00	256.25	1.25
LEHI (SILVERJAW)	1	34.00	59.16	1.74
EHU (RED SNAPPER)	2	85.00	106.25	1.25
EMPERORS (MISC)	6	540.75	940.91	1.74
LONGNOSE EMPEROR	3	82.50	103.13	1.25
TROLL FISH	16	6324.25	5099.40	0.81
DOLPHIN (MAHIMAHI)	3	44.00	44.66	1.02
RAINBOW RUNNER	6	73.00	73.28	1.00
WAHOO	7	143.00	153.00	1.07
SKIPJACK TUNA	33	4601.50	3867.55	0.84
DOGTUOTH TUNA	12	330.75	381.85	1.15
YELLOWFIN TUNA	19	2164.00	2168.70	1.00
KAWAKAWA	7	277.00	275.90	1.00
** SUBTOTAL **	192	20702.25	21148.65	

Table 3.13

AMERICAN SAMOA NOVEMBER 1984 COMMERCIAL LANDINGS
FISH PURCHASES BY SPECIES

SPECIES	RECORDS	POUNDS	VALUE	AVE \$/#
-----	-----	-----	-----	-----
JACKS	2	56.00	70.00	1.25
BARRACUDAS	3	32.00	32.00	1.00
SHARKS	1	65.00	113.75	1.75
BOTTOM FISH	10	1495.00	2583.25	1.73
GROUPERS	2	37.00	52.25	1.41
BLUE LINED SNAPPER	2	70.00	102.50	1.46
ONESPOT SNAPPER	1	30.00	37.50	1.25
GRAY JOBFISH	2	21.00	42.75	2.04
HAWAIIAN OPAKAPAKA	3	93.50	410.12	4.39
GINDAI (FLOWER SNAP)	3	17.00	51.64	3.04
LEHI (SILVERJAW)	1	35.00	117.25	3.35
ONAGA (RED SNAPPER)	11	198.50	834.62	4.20
EHU (RED SNAPPER)	6	210.00	452.55	2.16
EMPERORS (MISC)	1	60.00	105.00	1.75
TROLL FISH	2	280.00	224.00	0.80
RAINBOW RUNNER	4	121.00	132.25	1.09
WAHOO	4	193.00	798.05	4.13
SKIPJACK TUNA	11	1528.00	1528.00	1.00
DOGTOOTH TUNA	3	34.00	34.00	1.00
YELLOWFIN TUNA	6	1169.00	1169.00	1.00
** SUBTOTAL **	78	5745.00	8890.48	

Table 3.14

AMERICAN SAMOA DECEMBER 1984 COMMERCIAL LANDINGS
FISH PURCHASES BY SPECIES

SPECIES	RECORDS	POUNDS	VALUE	AVE \$/#
-----	-----	-----	-----	-----
BOTTOM FISH	24	4225.00	6760.00	1.60
BLUE LINED SNAPPER	1	16.00	20.00	1.25
ONESPOT SNAPPER	1	12.00	15.00	1.25
HUMPBACK SNAPPER	1	20.00	25.00	1.25
GRAY JOBFISH	3	26.50	51.52	1.94
YELLOW OPAKAPAKA	5	91.00	248.84	2.73
HAWAIIAN OPAKAPAKA	4	90.00	295.00	3.28
GINDAI (FLOWER SNAP)	8	56.50	175.52	3.11
LEHI (SILVERJAW)	3	28.00	70.70	2.53
ONAGA (RED SNAPPER)	19	336.50	1306.30	3.88
EHU (RED SNAPPER)	19	464.00	1114.09	2.40
SQUIRRELFISH	1	20.00	25.00	1.25
BIGEYE SQUIRRELFISH	1	20.00	25.00	1.25
TROLL FISH	3	550.00	440.00	0.80
RAINBOW RUNNER	1	8.00	8.00	1.00
SKIPJACK TUNA	15	1829.00	1732.50	0.95
DOGTOOTH TUNA	4	95.00	99.00	1.04
YELLOWFIN TUNA	12	1248.00	1304.82	1.05
** SUBTOTAL **				
	125	9135.50	13716.29	
** 1984 TOTAL **				
	2511	247709.10	244506.03	

Figure 3.1

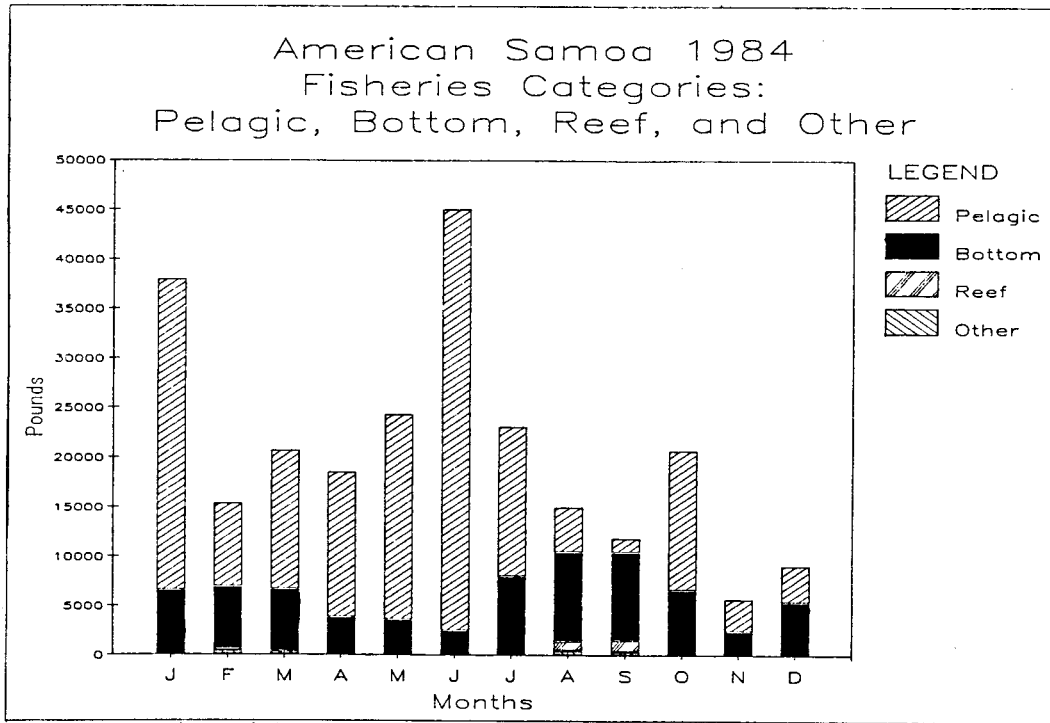


Figure 3.2

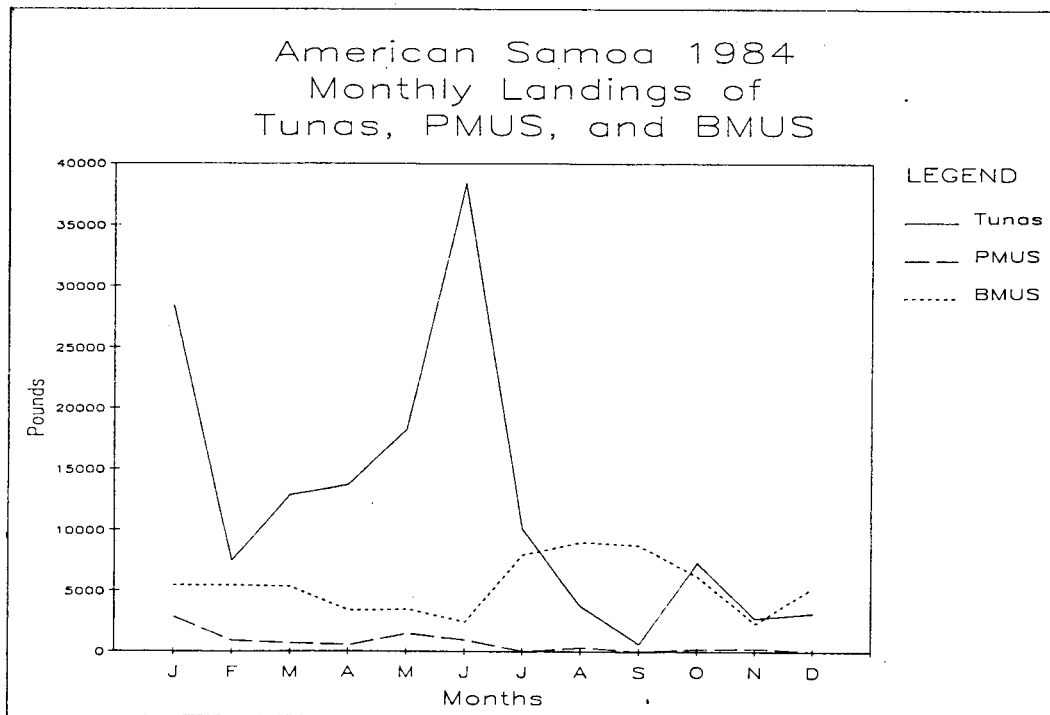


Figure 3.3

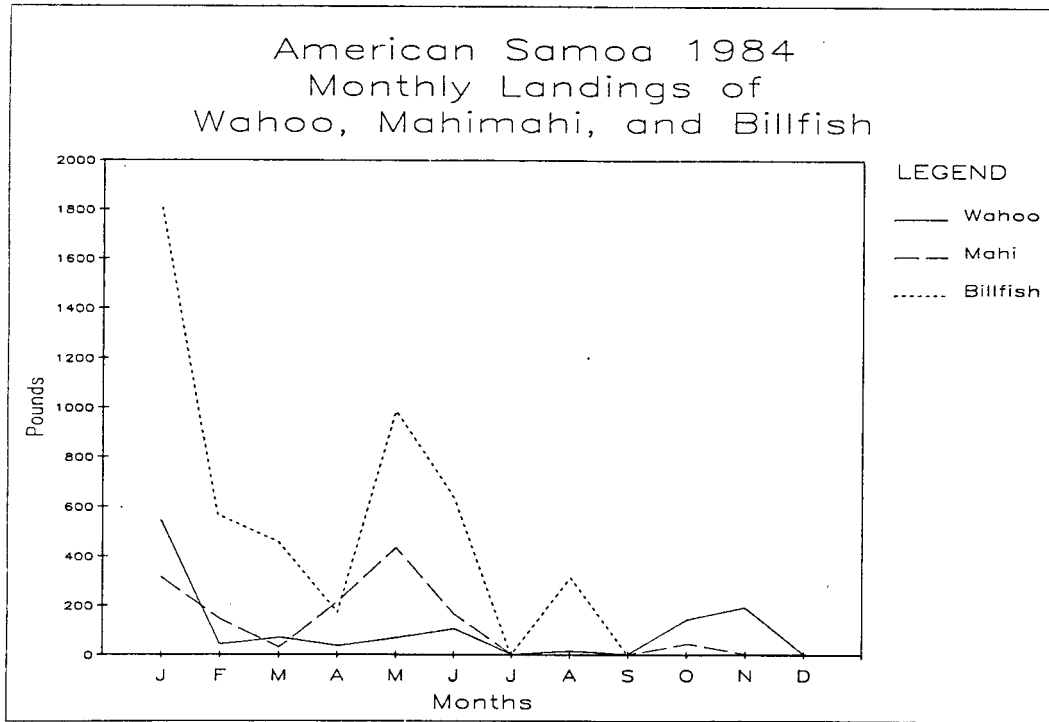


Figure 3.4

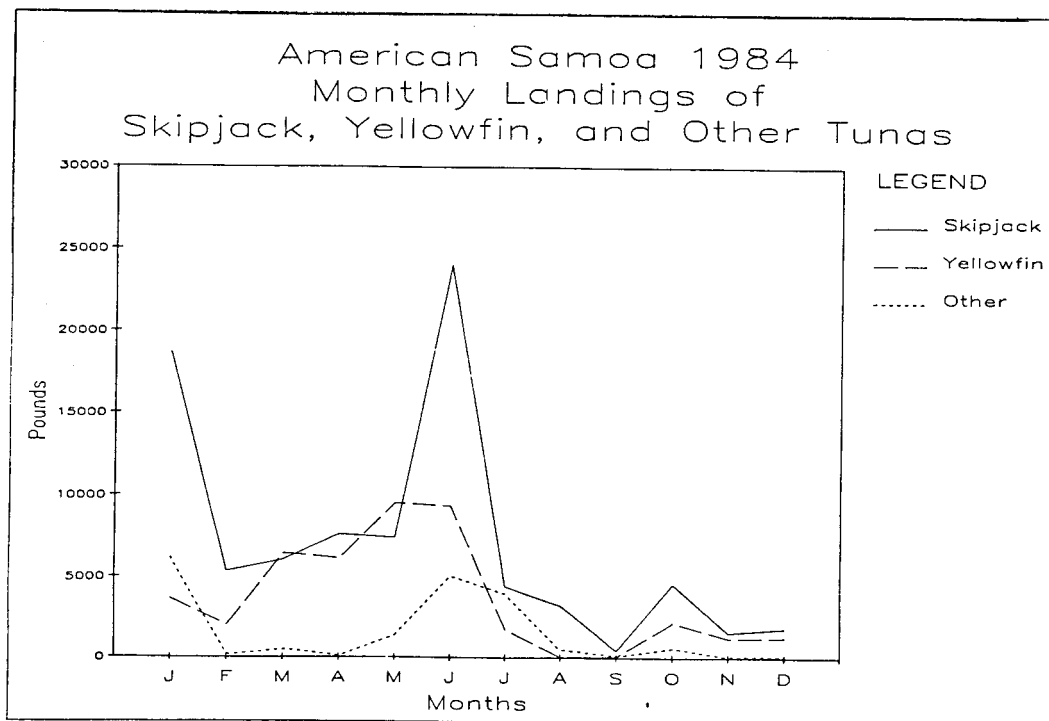


Figure 4.1

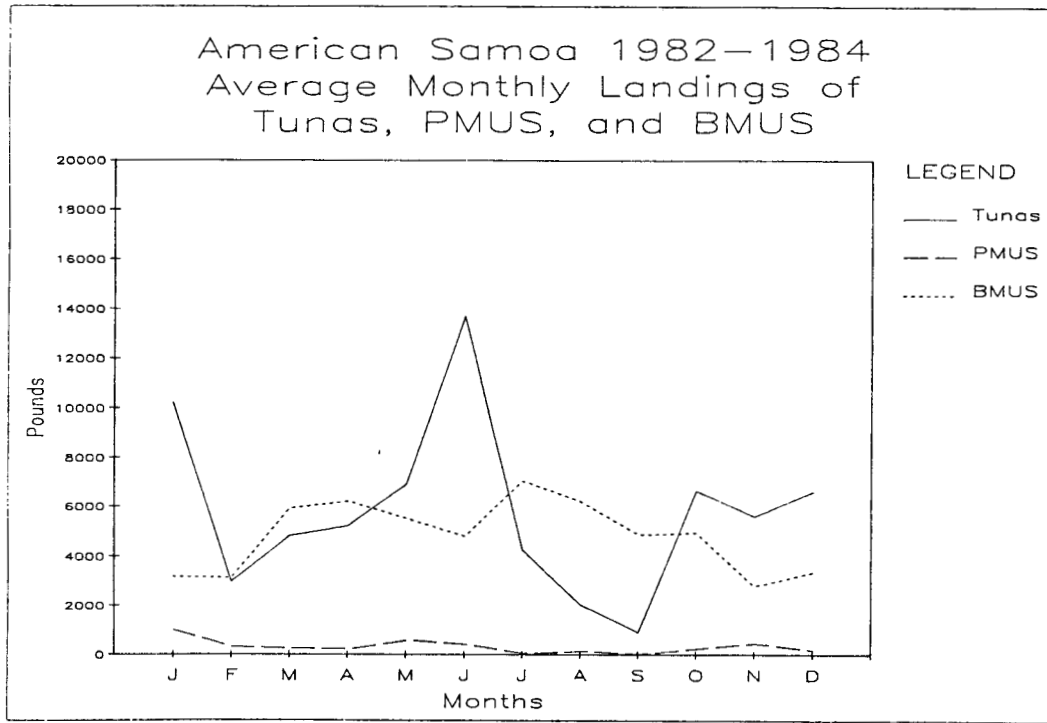


Figure 4.2

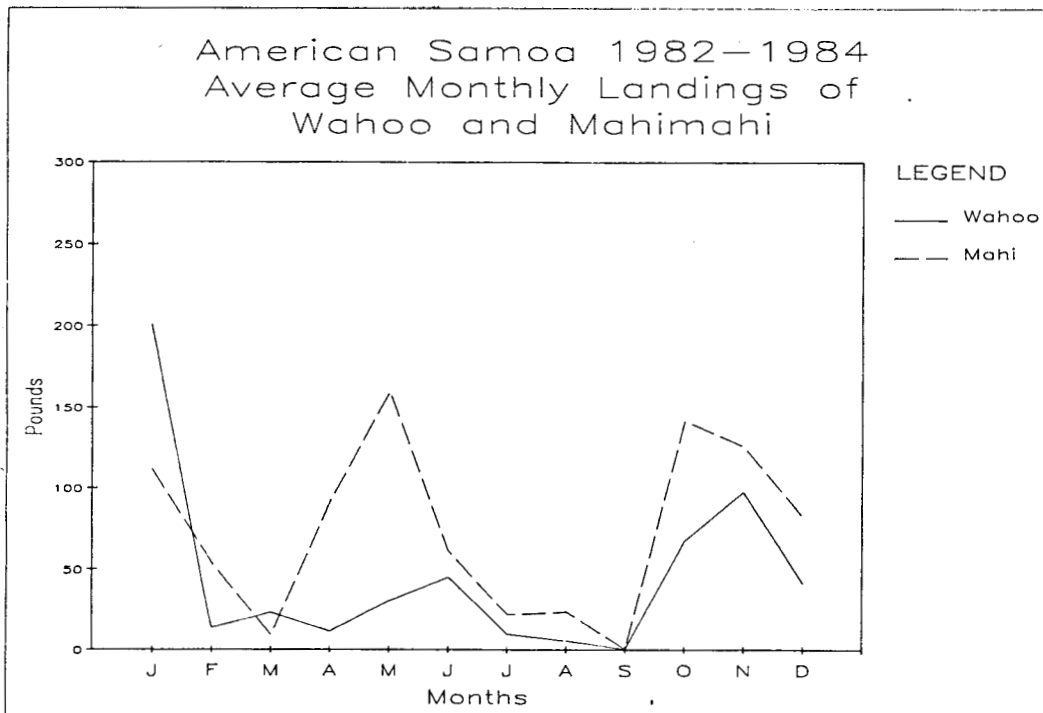


Figure 4.3

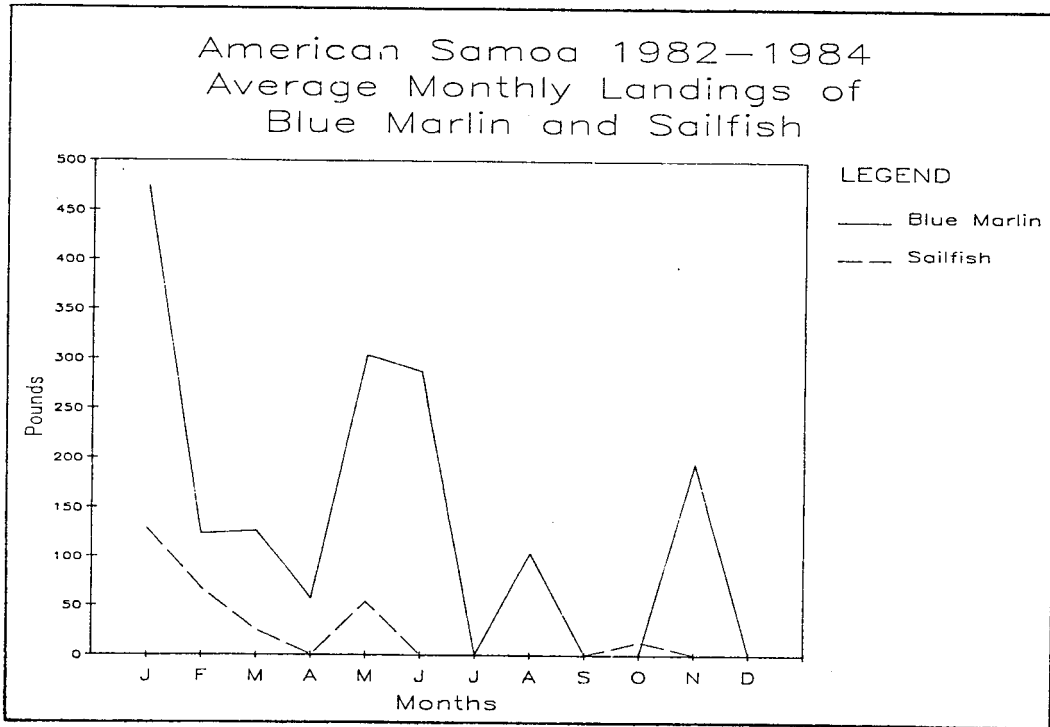


Figure 4.4

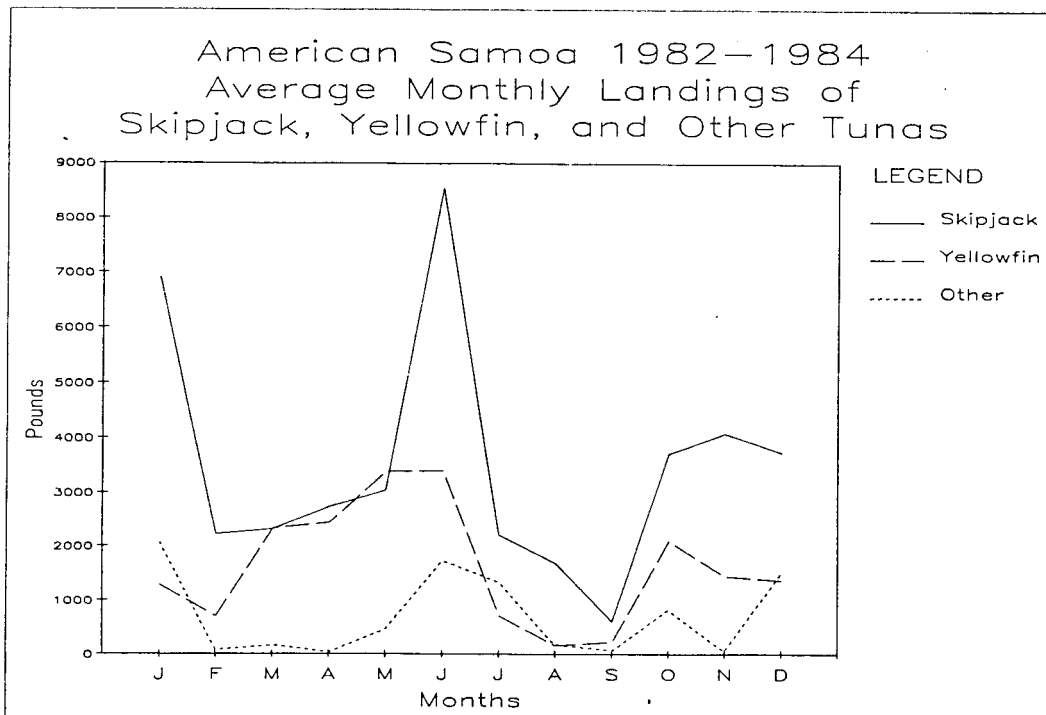


Figure 4.5

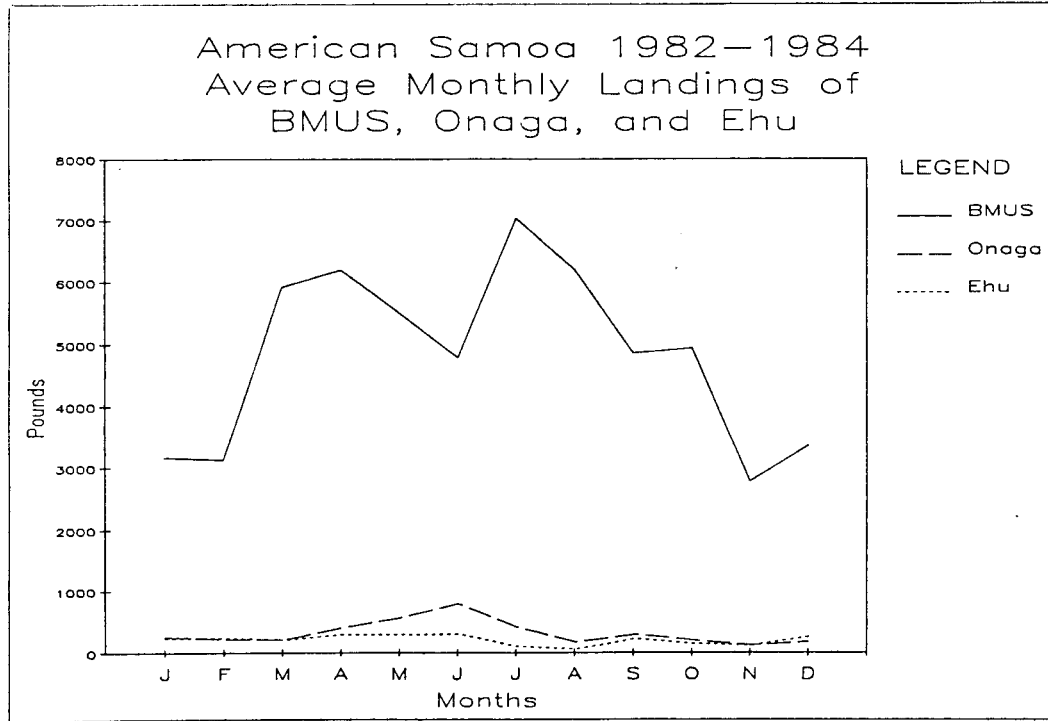


Figure 5.1

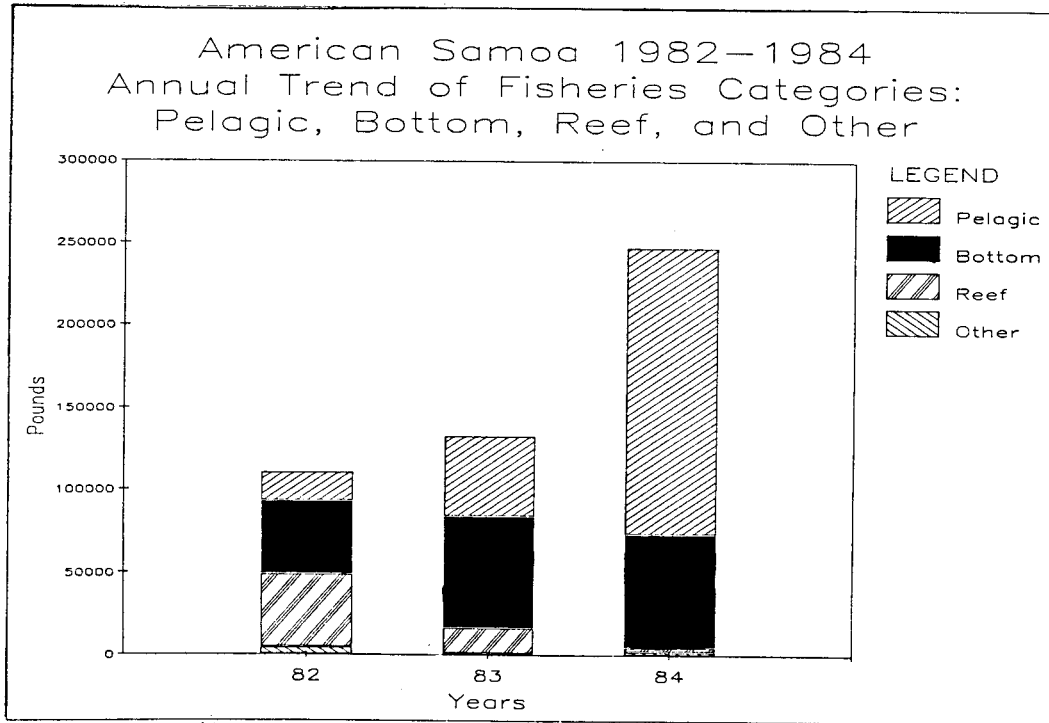


Figure 5.2

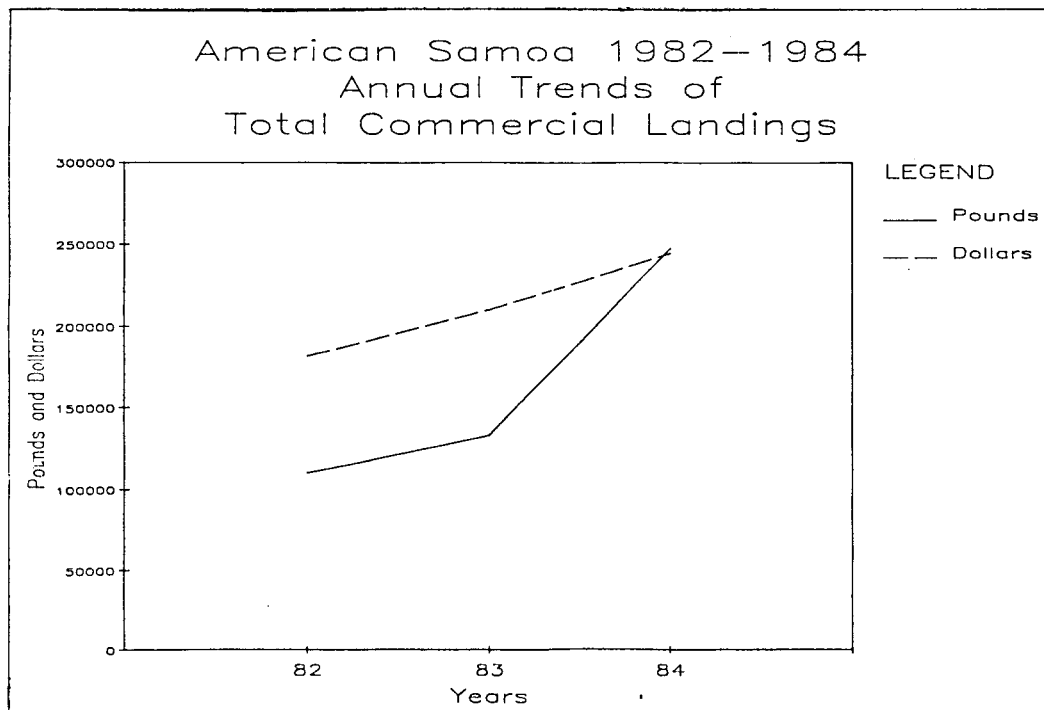


Figure 5.3

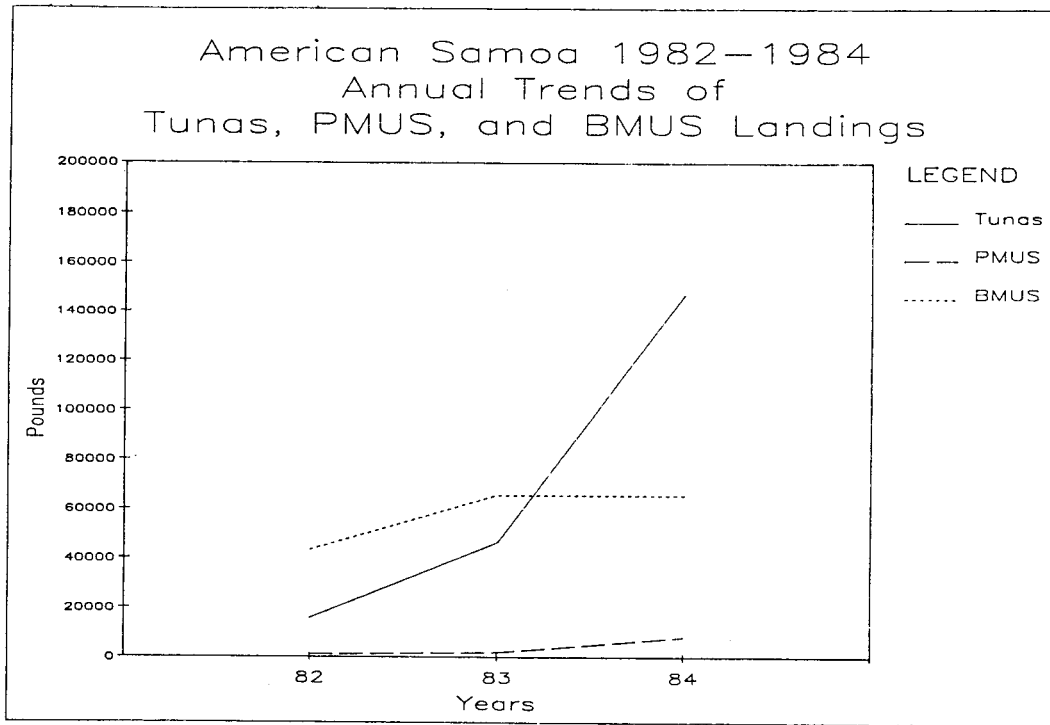


Figure 5.4

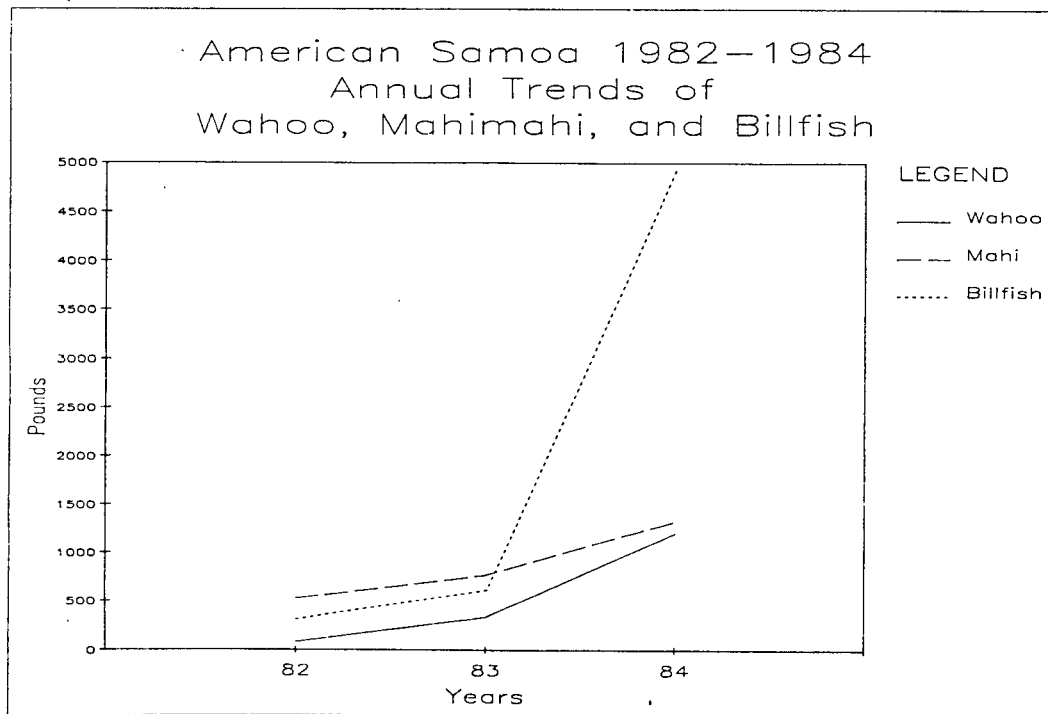


Figure 5.5

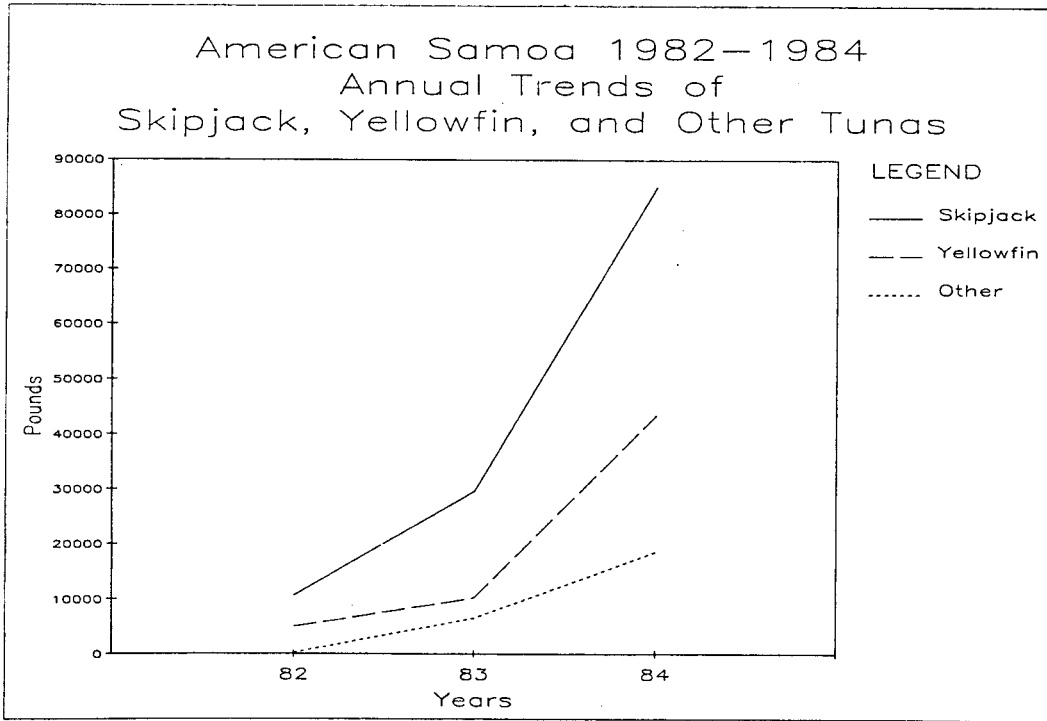


Figure 6.1

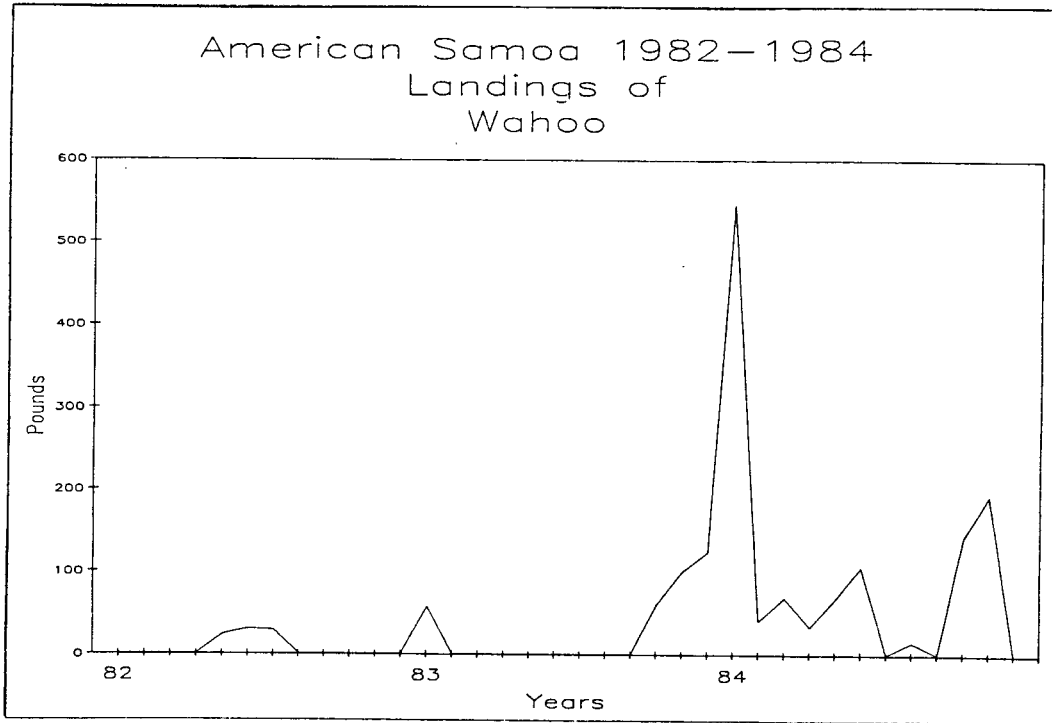


Figure 6.2

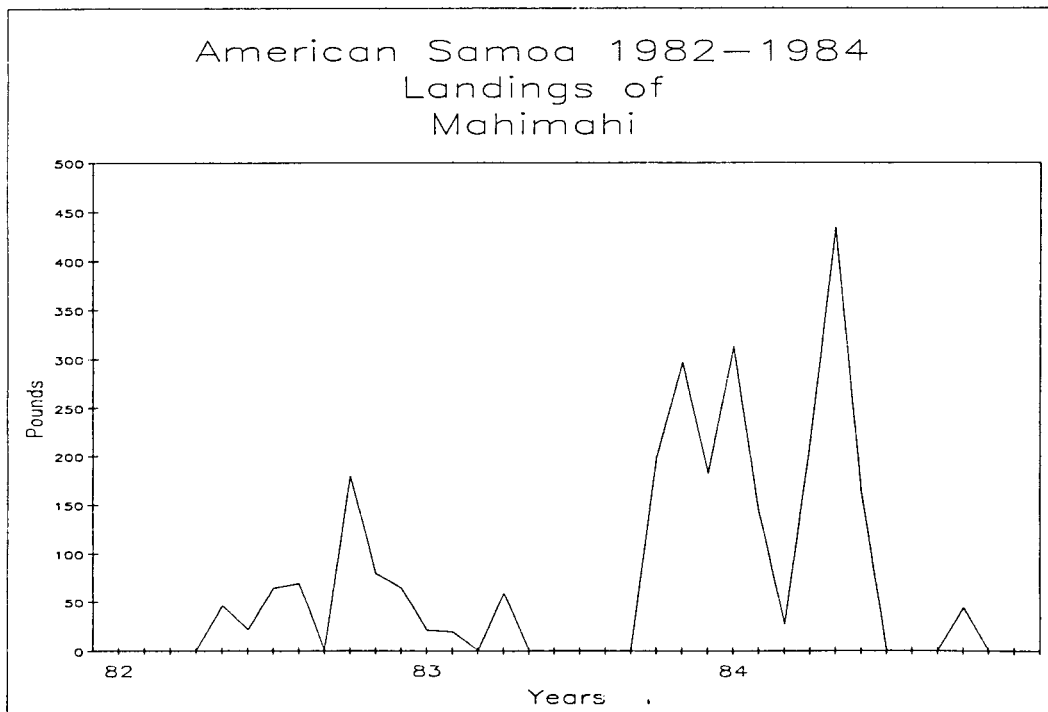


Figure 6.3

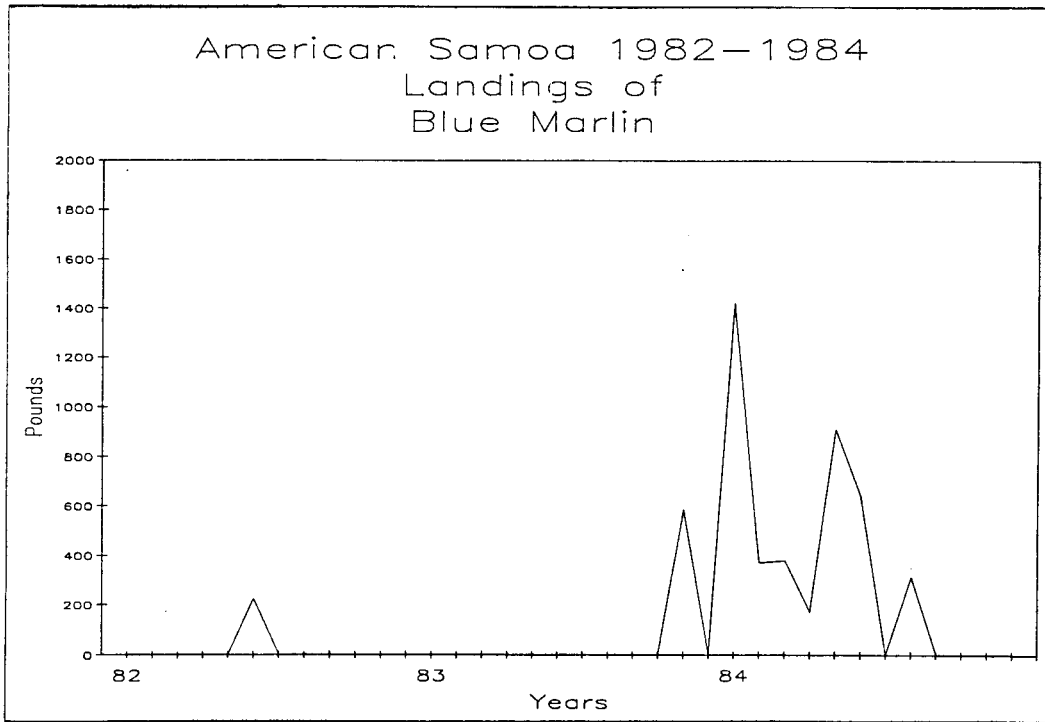


Figure 6.4

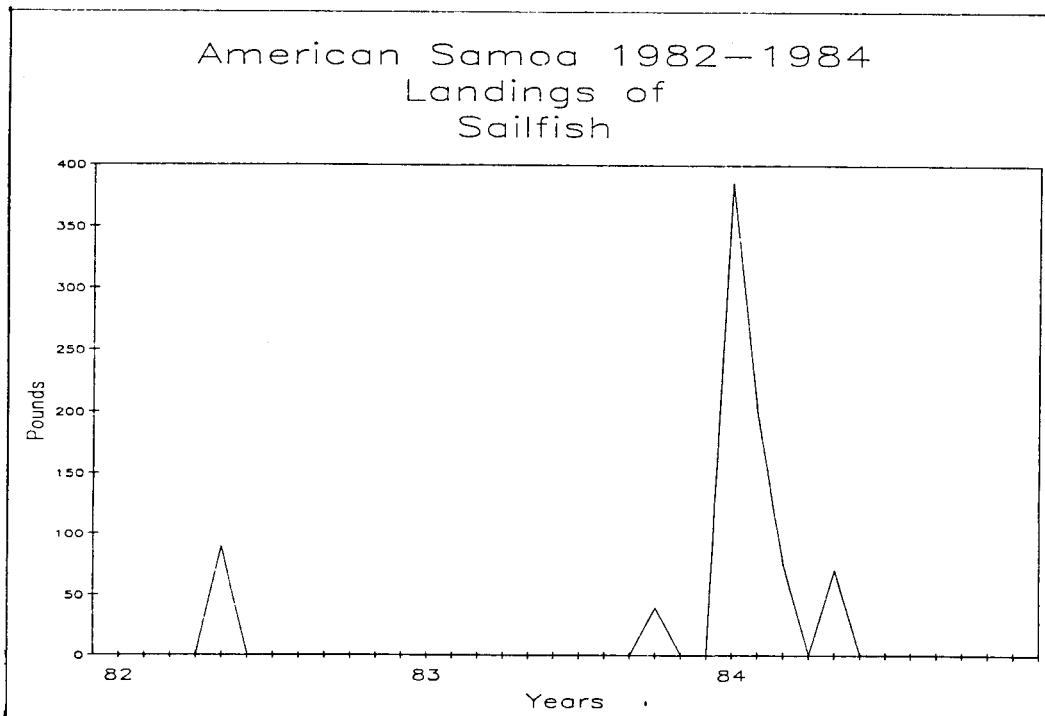


Figure 6.5

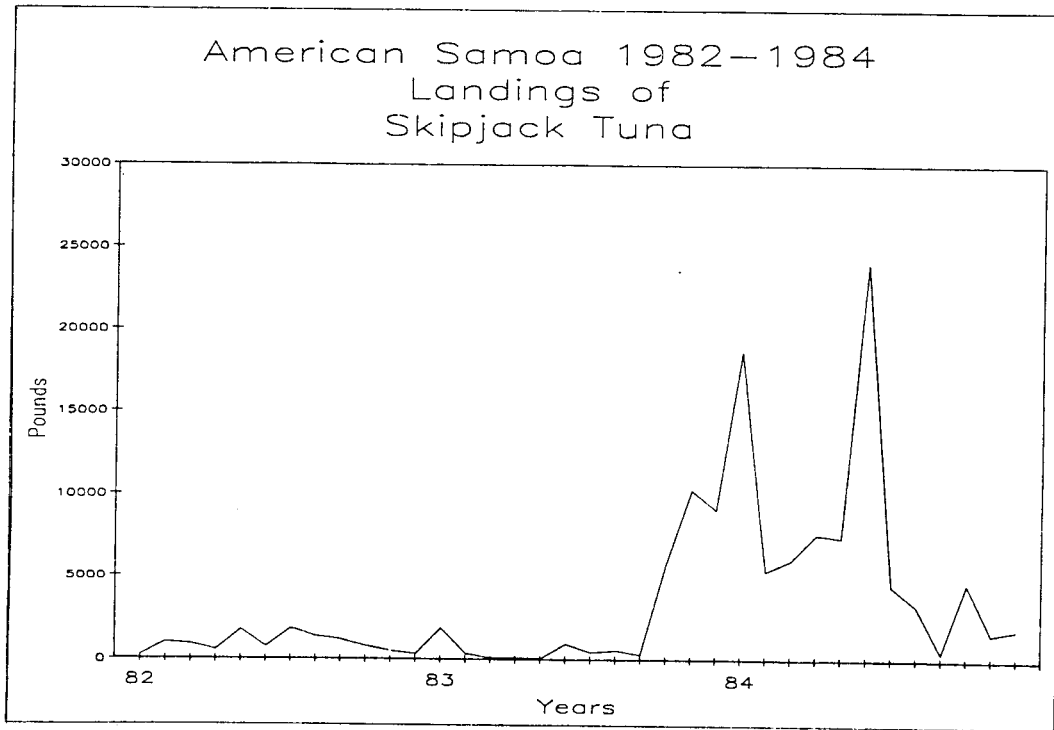
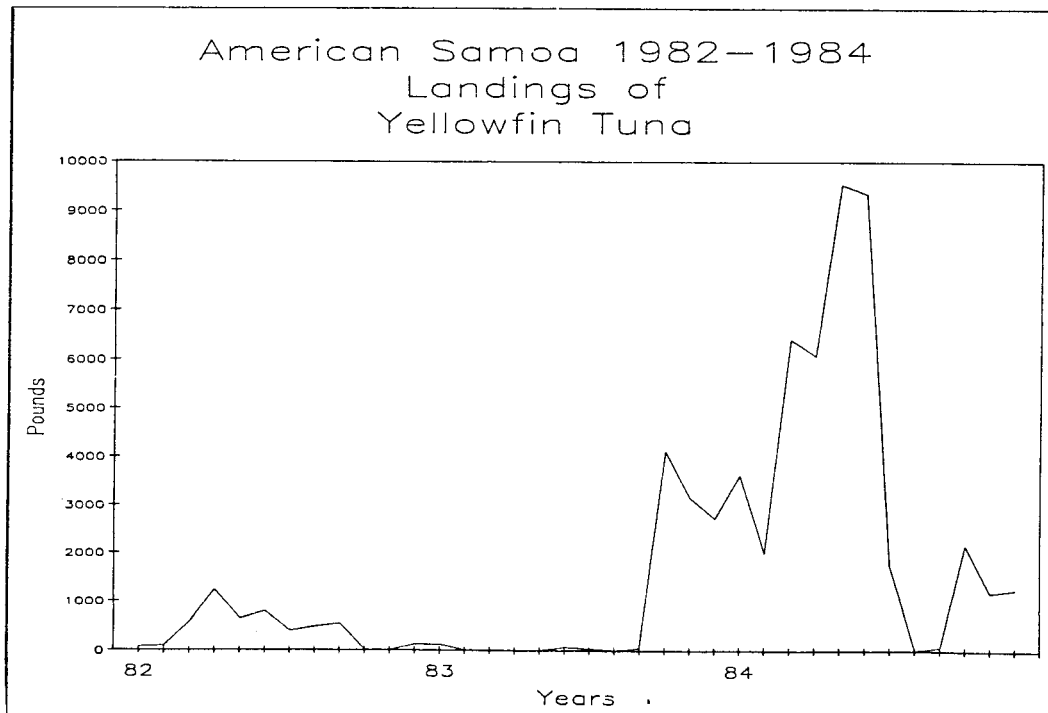


Figure 6.6



II.63

Figure 6.7

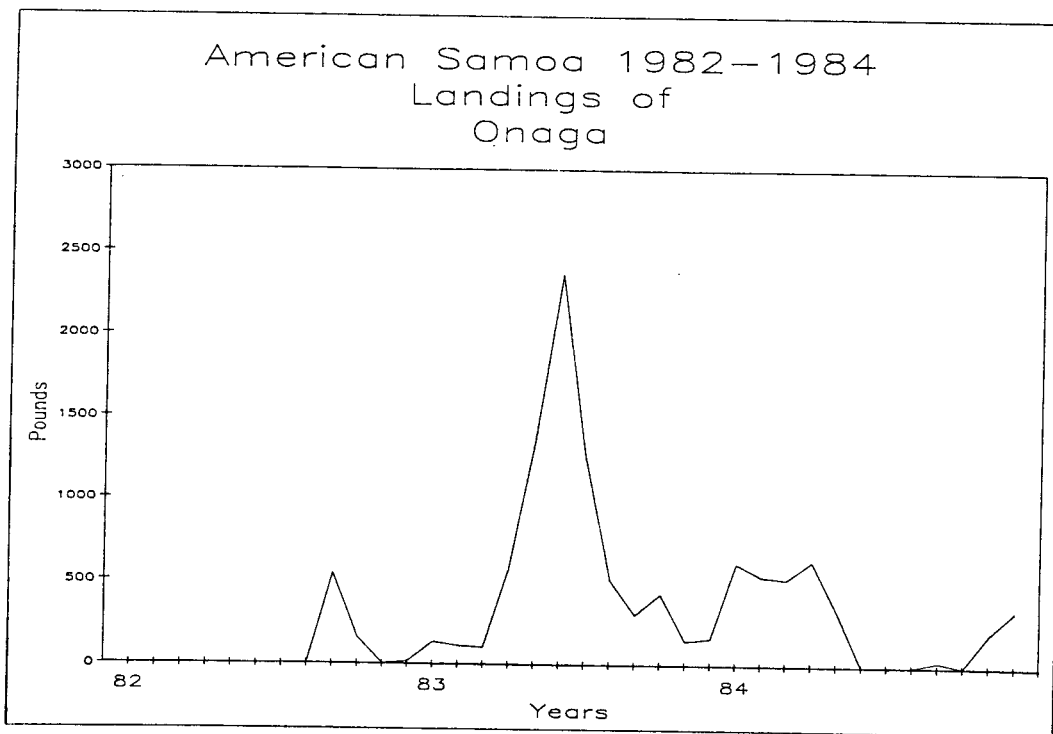
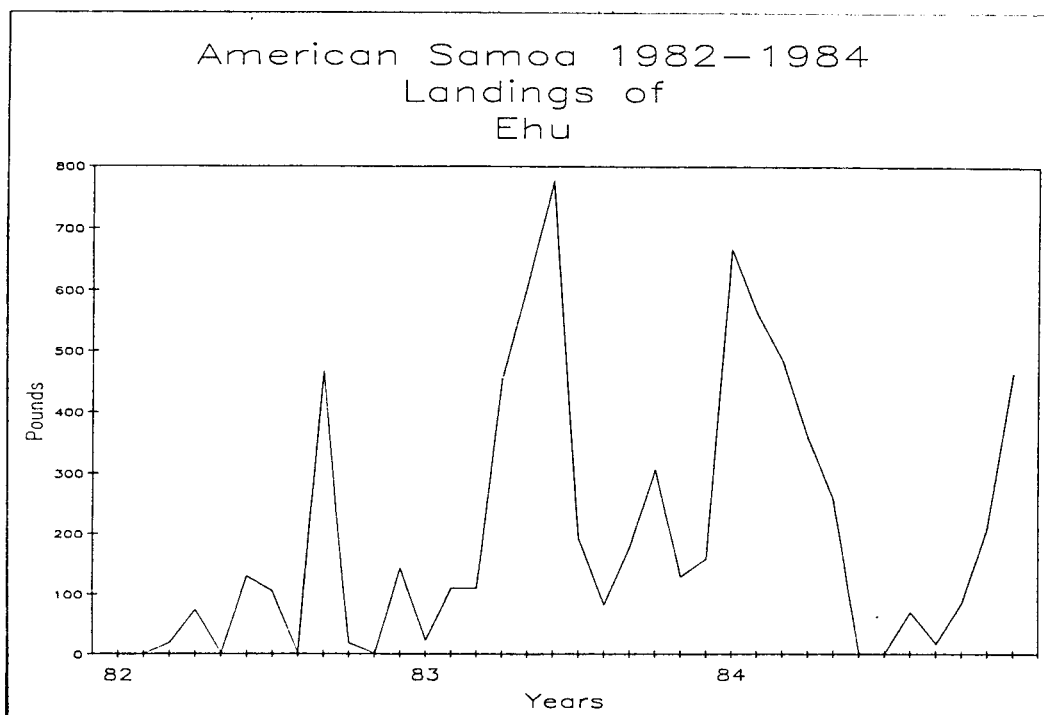
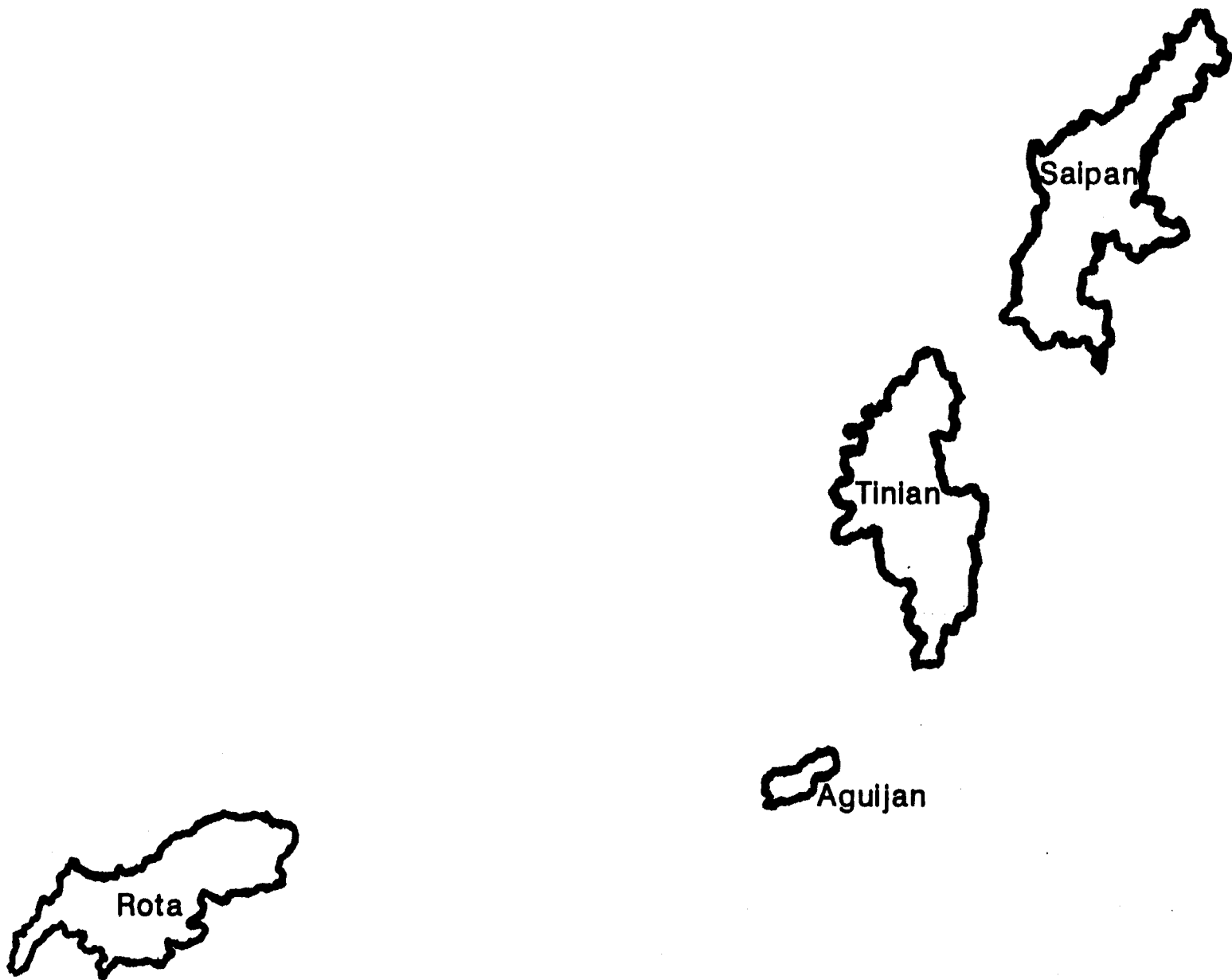


Figure 6.8





Commonwealth of the Northern Mariana Islands

**Fishery Statistics
1979 to 1984**

COMMONWEALTH OF THE NORTHERN MARIANA ISLANDS

FISHERY STATISTICS 1979 THROUGH 1984

Compiled By

Division of Fish and Wildlife

and the

Western Pacific Fishery Information Network

March 1986

LIST OF CNMI SUMMARY TABLES

TABLE	TITLE	PAGE
4.1	CNMI 1979 Annual Commercial Landings	III.7
4.2	CNMI January 1979 Commercial Landings	III.8
4.3	CNMI February 1979 Commercial Landings	III.8
4.4	CNMI March 1979 Commercial Landings	III.8
4.5	CNMI April 1979 Commercial Landings	III.9
4.6	CNMI May 1979 Commercial Landings	III.9
4.7	CNMI June 1979 Commercial Landings	III.9
4.8	CNMI July 1979 Commercial Landings	III.10
4.9	CNMI August 1979 Commercial Landings	III.10
4.10	CNMI September 1979 Commercial Landings	III.10
4.11	CNMI October 1979 Commercial Landings	III.11
4.12	CNMI November 1979 Commercial Landings	III.11
4.13	CNMI December 1979 Commercial Landings	III.11
5.1	CNMI 1980 Annual Commercial Landings	III.14
5.2	CNMI May 1980 Commercial Landings	III.15
5.3	CNMI June 1980 Commercial Landings	III.15
5.4	CNMI July 1980 Commercial Landings	III.15
5.5	CNMI August 1980 Commercial Landings	III.16
5.6	CNMI September 1980 Commercial Landings	III.16
5.7	CNMI October 1980 Commercial Landings	III.17
5.8	CNMI November 1980 Commercial Landings	III.17
5.9	CNMI December 1980 Commercial Landings	III.18
6.1	CNMI 1981 Annual Commercial Landings	III.21
6.2	CNMI January 1981 Commercial Landings	III.22
6.3	CNMI February 1981 Commercial Landings	III.22
6.4	CNMI March 1981 Commercial Landings	III.23
6.5	CNMI April 1981 Commercial Landings	III.23
6.6	CNMI May 1981 Commercial Landings	III.24
6.7	CNMI June 1981 Commercial Landings	III.25
6.8	CNMI July 1981 Commercial Landings	III.26
6.9	CNMI August 1981 Commercial Landings	III.27
6.10	CNMI September 1981 Commercial Landings	III.28
6.11	CNMI October 1981 Commercial Landings	III.29
6.12	CNMI November 1981 Commercial Landings	III.30
6.13	CNMI December 1981 Commercial Landings	III.31

LIST OF CNMI SUMMARY TABLES (Cont.)

TABLE	TITLE	PAGE
7.1	CNMI 1982 Annual Commercial Landings	III.34
7.2	CNMI January 1982 Commercial Landings	III.35
7.3	CNMI February 1982 Commercial Landings	III.36
7.4	CNMI March 1982 Commercial Landings	III.37
7.5	CNMI April 1982 Commercial Landings	III.37
7.6	CNMI May 1982 Commercial Landings	III.38
7.7	CNMI June 1982 Commercial Landings	III.38
7.8	CNMI July 1982 Commercial Landings	III.39
7.9	CNMI October 1982 Commercial Landings	III.40
7.10	CNMI November 1982 Commercial Landings	III.41
7.11	CNMI December 1982 Commercial Landings	III.42
8.1	CNMI 1983 Annual Commercial Landings	III.45
8.2	CNMI January 1983 Commercial Landings	III.46
8.3	CNMI February 1983 Commercial Landings	III.47
8.4	CNMI March 1983 Commercial Landings	III.48
8.5	CNMI April 1983 Commercial Landings	III.49
8.6	CNMI May 1983 Commercial Landings	III.50
8.7	CNMI June 1983 Commercial Landings	III.51
8.8	CNMI July 1983 Commercial Landings	III.52
8.9	CNMI August 1983 Commercial Landings	III.53
8.10	CNMI September 1983 Commercial Landings	III.54
8.11	CNMI October 1983 Commercial Landings	III.55
8.12	CNMI November 1983 Commercial Landings	III.56
8.13	CNMI December 1983 Commercial Landings	III.57
9.1	CNMI 1984 Annual Commercial Landings	III.60
9.2	CNMI January 1984 Commercial Landings	III.61
9.3	CNMI February 1984 Commercial Landings	III.62
9.4	CNMI March 1984 Commercial Landings	III.63
9.5	CNMI April 1984 Commercial Landings	III.64
9.6	CNMI May 1984 Commercial Landings	III.65
9.7	CNMI June 1984 Commercial Landings	III.66
9.8	CNMI July 1984 Commercial Landings	III.67
9.9	CNMI August 1984 Commercial Landings	III.68
9.10	CNMI September 1984 Commercial Landings	III.69
9.11	CNMI October 1984 Commercial Landings	III.70
9.12	CNMI November 1984 Commercial Landings	III.71
9.13	CNMI December 1984 Commercial Landings	III.72

LIST OF CNMI FIGURES

FIGURE	TITLE	PAGE
7.1	CNMI 1979 Fisheries Categories: Pelagic, Bottom, Reef, and Other	III.12
7.2	CNMI 1979 Monthly Landings of Tunas, PMUS, and BMUS	III.12
7.3	CNMI 1979 Monthly Landings of Wahoo, Mahimahi, and Billfish	III.13
7.4	CNMI 1979 Monthly Landings of Skipjack, Yellowfin, and Other Tunas	III.13
8.1	CNMI 1980 Fisheries Categories: Pelagic, Bottom, Reef, and Other	III.19
8.2	CNMI 1980 Monthly Landings of Tunas, PMUS, and BMUS	III.19
8.3	CNMI 1980 Monthly Landings of Wahoo, Mahimahi, and Billfish	III.20
8.4	CNMI 1980 Monthly Landings of Skipjack, Yellowfin, and Other Tunas	III.20
9.1	CNMI 1981 Fisheries Categories: Pelagic, Bottom, Reef, and Other	III.32
9.2	CNMI 1981 Monthly Landings of Tunas, PMUS, and BMUS	III.32
9.3	CNMI 1981 Monthly Landings of Wahoo, Mahimahi, and Billfish	III.33
9.4	CNMI 1981 Monthly Landings of Skipjack, Yellowfin, and Other Tunas	III.33
10.1	CNMI 1982 Fisheries Categories: Pelagic, Bottom, Reef, and Other	III.43
10.2	CNMI 1982 Monthly Landings of Tunas, PMUS, and BMUS	III.43
10.3	CNMI 1982 Monthly Landings of Wahoo, Mahimahi, and Billfish	III.44
10.4	CNMI 1982 Monthly Landings of Skipjack, Yellowfin, and Other Tunas	III.44
11.1	CNMI 1983 Fisheries Categories: Pelagic, Bottom, Reef, and Other	III.58
11.2	CNMI 1983 Monthly Landings of Tunas, PMUS, and BMUS	III.58
11.3	CNMI 1983 Monthly Landings of Wahoo, Mahimahi, and Billfish	III.59
11.4	CNMI 1983 Monthly Landings of Skipjack, Yellowfin, and Other Tunas	III.59

LIST OF CNMI FIGURES (Cont.)

FIGURE	TITLE	PAGE
12.1	CNMI 1984 Fisheries Categories: Pelagic, Bottom, Reef, and Other	III.73
12.2	CNMI 1984 Monthly Landings of Tunas, PMUS, and BMUS	III.73
12.3	CNMI 1984 Monthly Landings of Wahoo, Mahimahi, and Billfish	III.74
12.4	CNMI 1984 Monthly Landings of Skipjack, Yellowfin, and Other Tunas	III.74
13.1	CNMI 1979-1984 Average Monthly Landings of Tunas, PMUS, and BMUS	III.75
13.2	CNMI 1979-1984 Average Monthly Landings of Wahoo and Mahimahi	III.75
13.3	CNMI 1979-1984 Average Monthly Landings of Blue Marlin And Sailfish	III.76
13.4	CNMI 1979-1984 Average Monthly Landings of Skipjack, Yellowfin, and Other Tunas	III.76
13.5	CNMI 1979-1984 Average Monthly Landings of BMUS, Emperor, and Grouper	III.77
14.1	CNMI 1979-1984 Annual Trend of Fisheries Categories: Pelagic, Bottom, Reef, and Other	III.78
14.2	CNMI 1979-1984 Annual Trends of Total Commercial Landings	III.78
14.3	CNMI 1979-1984 Annual Trends of Tunas, PMUS, and BMUS Landings	III.79
14.4	CNMI 1979-1984 Annual Trends of Wahoo, Mahimahi, and Billfish	III.79
14.5	CNMI 1979-1984 Annual Trends of Skipjack, Yellowfin, and Other Tunas	III.80
15.1	CNMI 1979-1984 Landings of Wahoo	III.81
15.2	CNMI 1979-1984 Landings of Mahimahi	III.81
15.3	CNMI 1979-1984 Landings of Marlin	III.82
15.4	CNMI 1979-1984 Landings of Skipjack Tuna	III.83
15.5	CNMI 1979-1984 Landings of Yellowfin Tuna	III.83
15.6	CNMI 1979-1984 Landings of Emperor	III.84
15.7	CNMI 1979-1984 Landings of Grouper	III.84

**COMMONWEALTH OF THE NORTHERN MARIANA ISLANDS
FISHERY STATISTICS 1979 THROUGH 1984**

INTRODUCTION

The Commonwealth of the Northern Mariana Islands (CNMI) comprises a string of islands located at about long. 145°E and extending northward from about lat. 14° to 21°N. About 99% of the approximately 17,000 inhabitants of the CNMI live on the three main islands of Saipan (86%), Rota (8%), and Tinian (5%). The Division of Fish and Wildlife (DFW) has been collecting fishery statistics on the commercial fishing fleet of Saipan since the mid-1970's. In 1983 DFW also began collecting information on vessels transshipping tuna out of Tinian. Data are presented in this report only for the years 1979 through 1984 as DFW does not consider the data collected before 1979 to be complete or accurate enough to be included. Significant improvements to the data collecting and processing systems were made in 1982 when microcomputer hardware, software, and training were provided by the WPACFIN program.

The major domestic commercial fishery of the CNMI is a small boat, one day, troll fishery. Most of the boats are 12-24 ft outboard powered, runabout type vessels; however, a few larger boats are also used. In the past few years there has been a fairly rapid increase in the number of boats in the CNMI, from 140 in 1982 to about 230 in 1984. Of these 230, 53% are used for part time commercial fishing, 19% for full time commercial fishing, 25% for recreational and subsistence fishing, and the remaining 3% for nonfishing activities. Although trolling is by far the most common method, many of these boats are also used for bottom fishing and reef fishing activities. A significant portion of the total commercial catch is reef fish species taken by a variety of methods. Reef fish are an important component of the local diet. In recent years several larger boats have started fishing more intensively for bottom fish around the islands north of Saipan. The vast majority of the domestic catch is consumed locally, but there have been some exports to Guam and Hawaii.

Beginning in 1983, fishing vessels from several nations began using the Tinian harbor as a port to offload tuna catches to large transshipment vessels. The DFW began collecting statistics on these activities in February 1983. During 1983, 53,000 metric tons (58,000 short tons) of tuna were transshipped out of Tinian, and in 1984 113,000 metric tons (125,000 short tons) were transshipped. Although none of the vessels involved in the transshipment activities are CNMI vessels, many of them are United States registered purse seiners.

DATA COLLECTING SYSTEM

The principal method used by DFW to collect domestic commercial fisheries data is a dealer invoicing system, sometimes referred to as a "trip ticket" system. The DFW provides numbered three-part invoices to all purchasers of fresh fishery products including hotels, restaurants, stores,

III.2

fish markets, and roadside vendors. Dealers complete an invoice each time they purchase fish directly from fishermen. They keep one copy for their records, give one to the fisherman, and provide one copy to DFW. Some of the advantages of this method of data collection are that it is relatively inexpensive to implement and maintain; a nearly complete coverage of the commercial fisheries is fairly easy to accomplish; data tend to be accurate and complete because they are an integral part of a business; and DFW can provide feedback to dealers and fishermen to ensure data accuracy and continued cooperation. Disadvantages include a dependence on non-DFW personnel to identify the catch and record the data; the types of data that can be collected are somewhat restricted; education of and cooperation from all fish purchasers are required; and only the fish that are actually sold to dealers are recorded, and a potentially important portion of the total landings is unrecorded. Since 1982 DFW has tried to minimize these disadvantages as much as possible by maintaining a close working relationship with dealers, by educating and adding new dealers to their list as they enter the business, and by implementing a creel survey to help estimate total catch including recreational and subsistence catch.

The current system collects data from dealers on the island of Saipan where DFW estimates over 90% of all CNMI commercial landings are made. The DFW further estimates that the proportion of total commercial landings that is recorded in the data base for Saipan since 1983 is over 90%. For the years 1979 to 1982, when the system was still developing, the percent coverage is estimated to be 60-70%, except for several months where data were not obtained at all for a variety of reasons. These months of missing data are January through May 1980, and August and September 1982.

Information collected for each commercial purchase of fish from the fishermen include:

- Date
- Buyer's name (dealer)
- Seller's name (fisherman)
- Species
- Weight (pounds)
- Price per pound
- Value
- Invoice number

All of these data elements are collected for all purchases of fishery products, however, species identification is frequently made only to a group level, especially for reef fish.

DATA PROCESSING SYSTEM

At the beginning of each month, a DFW employee visits each of the dealers on Saipan for the previous month's invoices, resolve problems, and answer any questions the dealer may have. The invoices are returned to the office for an initial visual edit during the coding process, and are then entered into the "Purchase" data base on the microcomputer. After the

III.3

records are entered, edit and summary reports are generated to help verify that all data were entered correctly. On a quarterly basis copies of the data base are sent to the Honolulu Laboratory where the data are translated into a different format and transferred to the central computer for additional editing and verification before generation of summary reports. These reports and data bases are then ready for use by qualified WPACFIN participants.

DATA REPORTING SYSTEM

After all editing and quality control activities have been accomplished, monthly and annual summary reports by species are generated. Each of the following reports for 1979 through 1984 contains information on the pounds, value, average price per pound, and number of recorded landings for each species or species groups. The number of recorded landings ("RECORDS" in the tables) is a measurement of how many times each species was landed regardless of the number or weight of the fish in the landing. This statistic is provided to give an indication of the frequency each species is reported. The POUNDS can be divided by the RECORDS for the average weight of each landing. Each monthly report contains a subtotal for the sum of all species for that month, and the December report also includes the annual total. Annual reports contain the total landings for each species and the total recorded landings for all species for the calendar year. Monthly reports for January to May 1980 and August and September 1982 are missing due to the unavailability of data.

The following species, species groups, and abbreviations are used in the tables and graphs of CNMI's data:

I. Pelagic Management Unit Species (PMUS)

- Dolphin (mahimahi)
- Marlin
- Shortbill spearfish
- Sailfish
- Wahoo
- Sharks

II. Bottom Fish Management Unit Species (BMUS)

- Jacks (unclassified, but excluding bigeye scad)
- Bottom fish (unclassified)
- Ehu (red snapper)
- Gindai (flower snapper)
- Grouper (unclassified)
- Kalekale (pink snapper)
- Lehi (silverjaw snapper)
- Onaga (red or longtail snapper)
- Opakapaka (pink snapper)
- Uku (gray snapper)
- Emperorfish

III. Billfish

Marlin (probably all blue, but could include striped and black)
Shortbill spearfish
Sailfish

IV. Tunas

Tunas (unclassified)
Skipjack tuna
Yellowfin tuna
Dogtooth tuna

V. Other Tuna

The above tunas excluding skipjack and yellowfin tunas.

VI. Fisheries Categories

A. Pelagics

All PMUS and tuna species plus the following:

Troll fish (unclassified)
Barracuda
Rainbow runner

B. Bottom Fish

Same as BMUS

C. Reef Fish

Reef fish (unclassified)
Giant wrasse
Rabbitfish (hitting, hitting feda, menahac, and sesjun)
Rudderfish
Squirrelfish
Parrotfish
Snapper
Surgeonfish
Unicornfish
Goatfish

D. Other

Miscellaneous
Bigeye scad
Mullet
Eels
Milkfish
Invertebrates (unclassified)
Crabs (unclassified)
Coconut crab
Lobster
Shrimp
Octopus
Squid
Turtle
Seaweeds
Imported

TABLES AND FIGURES

III.7

Table 4.1

CNMI 1979 ANNUAL COMMERCIAL LANDINGS
FISH PURCHASES BY SPECIES

SPECIES -----	RECORDS -----	POUNDS -----	VALUE -----	AVE \$/# -----
BOTTOM FISH	40	2501.90	4459.66	1.78
REEF FISH	17	1942.00	2224.15	1.15
BARRACUDA	9	270.50	302.70	1.12
DOLPHIN (MAHIMAHI)	115	11603.10	10561.83	0.91
MARLIN	6	972.00	1130.95	1.16
RAINBOW RUNNER	4	318.01	379.40	1.19
WAHOO	51	3788.00	4477.10	1.18
SKIPJACK TUNA	520	82732.75	68465.14	0.83
DOGTUOTH TUNA	2	36.00	39.60	1.10
YELLOWFIN TUNA	40	3309.50	3801.45	1.15
LOBSTER	8	239.00	535.00	2.24
** 1979 TOTAL **	812	107712.76	96376.98	

III.8

Table 4.2

CNMI JANUARY 1979 COMMERCIAL LANDINGS
FISH PURCHASES BY SPECIES

SPECIES	RECORDS	POUNDS	VALUE	AVE \$/#
-----	-----	-----	-----	-----
REEF FISH	1	29.00	26.10	0.90
BARRACUDA	2	110.00	121.00	1.10
DOLPHIN (MAHIMAHI)	9	1778.50	1883.40	1.06
SKIPJACK TUNA	8	1447.00	1232.70	0.85
** SUBTOTAL **	20	3364.50	3263.20	

Table 4.3

CNMI FEBRUARY 1979 COMMERCIAL LANDINGS
FISH PURCHASES BY SPECIES

SPECIES	RECORDS	POUNDS	VALUE	AVE \$/#
-----	-----	-----	-----	-----
BOTTOM FISH	2	34.00	102.49	3.01
BARRACUDA	1	44.00	48.40	1.10
DOLPHIN (MAHIMAHI)	28	2032.50	1848.60	0.91
WAHOO	2	34.00	34.55	1.02
SKIPJACK TUNA	19	1900.80	1609.36	0.85
YELLOWFIN TUNA	3	117.50	122.00	1.04
LOBSTER	1	21.00	52.50	2.50
** SUBTOTAL **	56	4183.80	3817.90	

Table 4.4

CNMI MARCH 1979 COMMERCIAL LANDINGS
FISH PURCHASES BY SPECIES

SPECIES	RECORDS	POUNDS	VALUE	AVE \$/#
-----	-----	-----	-----	-----
REEF FISH	4	919.00	1018.55	1.11
BARRACUDA	2	34.00	37.40	1.10
DOLPHIN (MAHIMAHI)	42	5788.35	5040.72	0.87
RAINBOW RUNNER	1	22.00	24.20	1.10
WAHOO	3	181.00	193.50	1.07
SKIPJACK TUNA	31	4813.50	4084.10	0.85
DOGTOOTH TUNA	2	36.00	39.60	1.10
YELLOWFIN TUNA	9	747.00	752.80	1.01
** SUBTOTAL **	94	12540.85	11190.87	

III.9

Table 4.5

CNMI APRIL 1979 COMMERCIAL LANDINGS
FISH PURCHASES BY SPECIES

SPECIES	RECORDS	POUNDS	VALUE	AVE \$/#
BOTTOM FISH	1	59.00	78.47	1.33
REEF FISH	6	557.00	615.95	1.11
BARRACUDA	1	46.00	50.60	1.10
DOLPHIN (MAHIMAHI)	30	1754.75	1507.51	0.86
WAHOO	5	556.00	619.10	1.11
SKIPJACK TUNA	52	8792.30	7464.69	0.85
YELLOWFIN TUNA	4	180.00	185.80	1.03
** SUBTOTAL **	99	11945.05	10522.12	

Table 4.6

CNMI MAY 1979 COMMERCIAL LANDINGS
FISH PURCHASES BY SPECIES

SPECIES	RECORDS	POUNDS	VALUE	AVE \$/#
BOTTOM FISH	2	47.00	117.50	2.50
REEF FISH	2	214.00	264.80	1.24
DOLPHIN (MAHIMAHI)	3	119.00	115.00	0.97
WAHOO	4	162.00	176.90	1.09
SKIPJACK TUNA	51	8244.25	6456.11	0.78
YELLOWFIN TUNA	1	15.00	15.00	1.00
** SUBTOTAL **	63	8801.25	7145.31	

Table 4.7

CNMI JUNE 1979 COMMERCIAL LANDINGS
FISH PURCHASES BY SPECIES

SPECIES	RECORDS	POUNDS	VALUE	AVE \$/#
BOTTOM FISH	2	130.90	152.25	1.16
DOLPHIN (MAHIMAHI)	1	11.00	9.35	0.85
WAHOO	7	345.00	416.55	1.21
SKIPJACK TUNA	74	12761.55	9784.73	0.77
LOBSTER	2	77.00	211.75	2.75
** SUBTOTAL **	86	13325.45	10574.63	

III.10

Table 4.8

CNMI JULY 1979 COMMERCIAL LANDINGS
FISH PURCHASES BY SPECIES

SPECIES	RECORDS	POUNDS	VALUE	AVE \$/#
-----	-----	-----	-----	-----
BOTTOM FISH	2	160.00	283.80	1.77
REEF FISH	2	180.00	252.00	1.40
MARLIN	1	330.00	396.00	1.20
WAHOO	4	838.00	979.20	1.17
SKIPJACK TUNA	60	12849.75	10512.05	0.82
** SUBTOTAL **	69	14357.75	12423.05	

Table 4.9

CNMI AUGUST 1979 COMMERCIAL LANDINGS
FISH PURCHASES BY SPECIES

SPECIES	RECORDS	POUNDS	VALUE	AVE \$/#
-----	-----	-----	-----	-----
BOTTOM FISH	3	167.00	270.50	1.62
REEF FISH	1	18.00	18.00	1.00
BARRACUDA	1	6.50	7.80	1.20
RAINBOW RUNNER	1	255.00	306.00	1.20
WAHOO	4	99.00	118.25	1.19
SKIPJACK TUNA	53	8184.75	6874.24	0.84
YELLOWFIN TUNA	14	1367.00	1675.40	1.23
** SUBTOTAL **	77	10097.25	9270.19	

Table 4.10

CNMI SEPTEMBER 1979 COMMERCIAL LANDINGS
FISH PURCHASES BY SPECIES

SPECIES	RECORDS	POUNDS	VALUE	AVE \$/#
-----	-----	-----	-----	-----
BOTTOM FISH	4	315.00	787.50	2.50
MARLIN	4	562.00	666.95	1.19
RAINBOW RUNNER	1	33.00	39.60	1.20
WAHOO	5	288.00	346.65	1.20
SKIPJACK TUNA	34	4462.50	4006.04	0.90
YELLOWFIN TUNA	2	222.00	277.50	1.25
LOBSTER	2	66.00	132.00	2.00
** SUBTOTAL **	52	5948.50	6256.24	

III.11

Table 4.11

CNMI OCTOBER 1979 COMMERCIAL LANDINGS
FISH PURCHASES BY SPECIES

SPECIES	RECORDS	POUNDS	VALUE	AVE \$/#
-----	-----	-----	-----	-----
BOTTOM FISH	1	67.00	83.75	1.25
DOLPHIN (MAHIMAHI)	1	85.00	106.25	1.25
MARLIN	1	80.00	68.00	0.85
RAINBOW RUNNER	1	8.00	9.60	1.20
WAHOO	7	575.00	699.85	1.22
SKIPJACK TUNA	41	5279.75	4188.53	0.79
YELLOWFIN TUNA	3	192.00	186.70	0.97
LOBSTER	3	75.00	138.75	1.85
** SUBTOTAL **	58	6361.75	5481.43	

Table 4.12

CNMI NOVEMBER 1979 COMMERCIAL LANDINGS
FISH PURCHASES BY SPECIES

SPECIES	RECORDS	POUNDS	VALUE	AVE \$/#
-----	-----	-----	-----	-----
BOTTOM FISH	7	412.00	629.50	1.53
REEF FISH	1	25.00	28.75	1.15
BARRACUDA	2	30.00	37.50	1.25
DOLPHIN (MAHIMAHI)	1	34.00	51.00	1.50
WAHOO	7	539.00	672.30	1.25
SKIPJACK TUNA	56	7069.05	5989.00	0.85
YELLOWFIN TUNA	2	85.00	106.25	1.25
** SUBTOTAL **	76	8194.05	7514.30	

Table 4.13

CNMI DECEMBER 1979 COMMERCIAL LANDINGS
FISH PURCHASES BY SPECIES

SPECIES	RECORDS	POUNDS	VALUE	AVE \$/#
-----	-----	-----	-----	-----
BOTTOM FISH	16	1110.00	1953.90	1.76
WAHOO	3	171.00	220.25	1.29
SKIPJACK TUNA	41	6927.55	6263.59	0.90
YELLOWFIN TUNA	2	384.00	480.00	1.25
** SUBTOTAL **	62	8592.55	8917.74	
** 1979 TOTAL **	812	107712.75	96376.98	

III.12

Figure 7.1

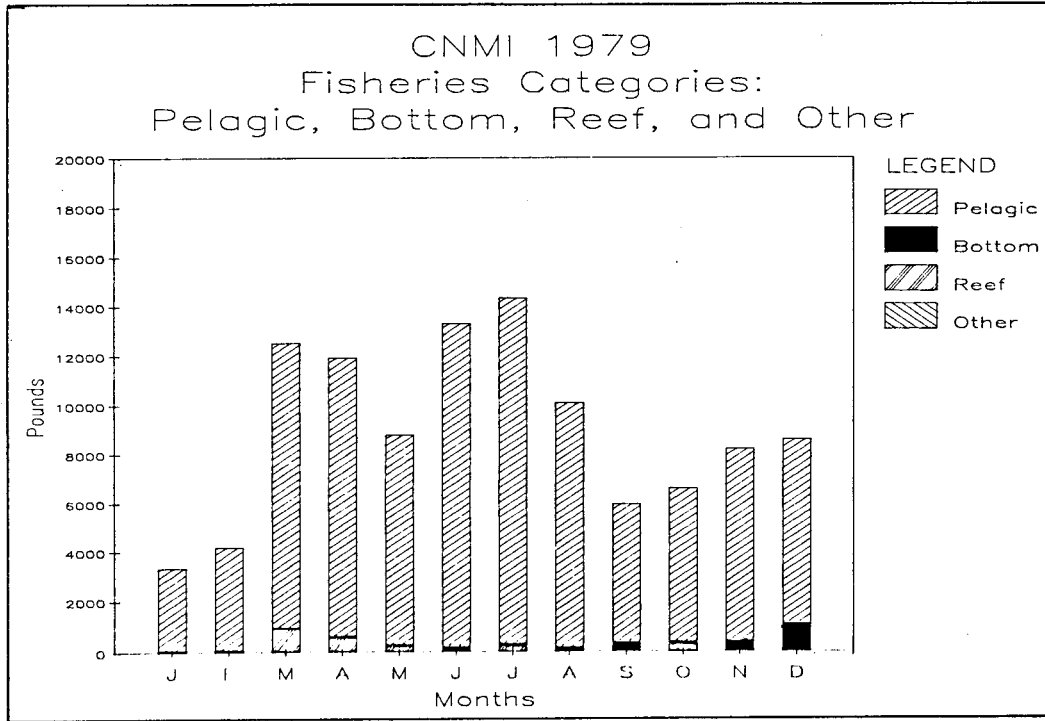


Figure 7.2

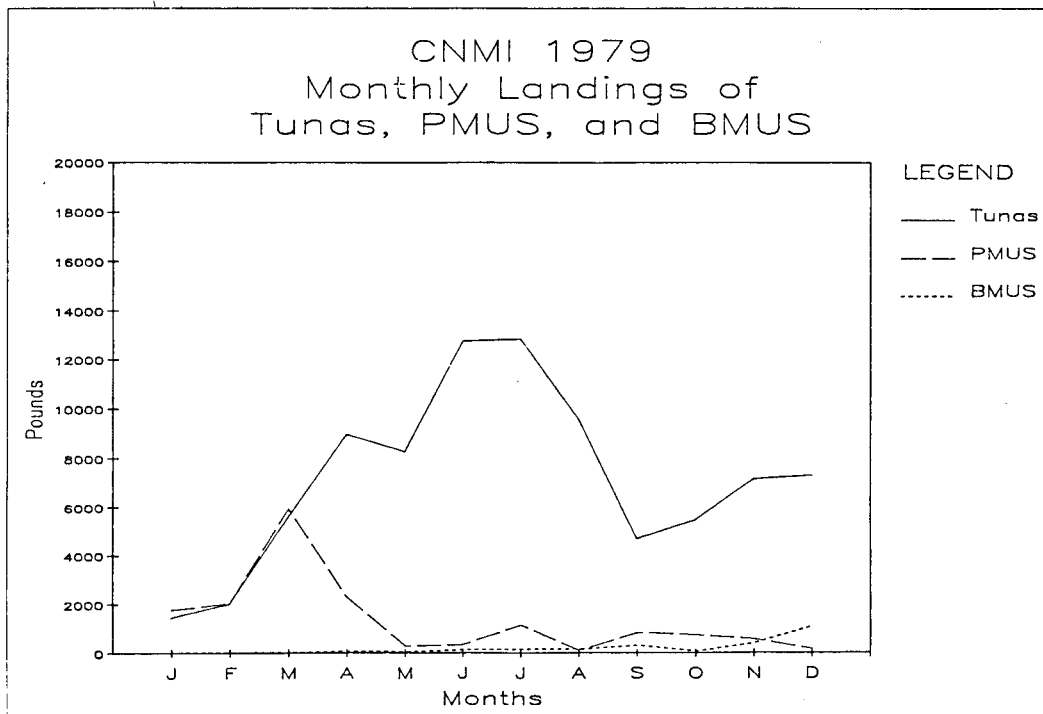


Figure 7.3

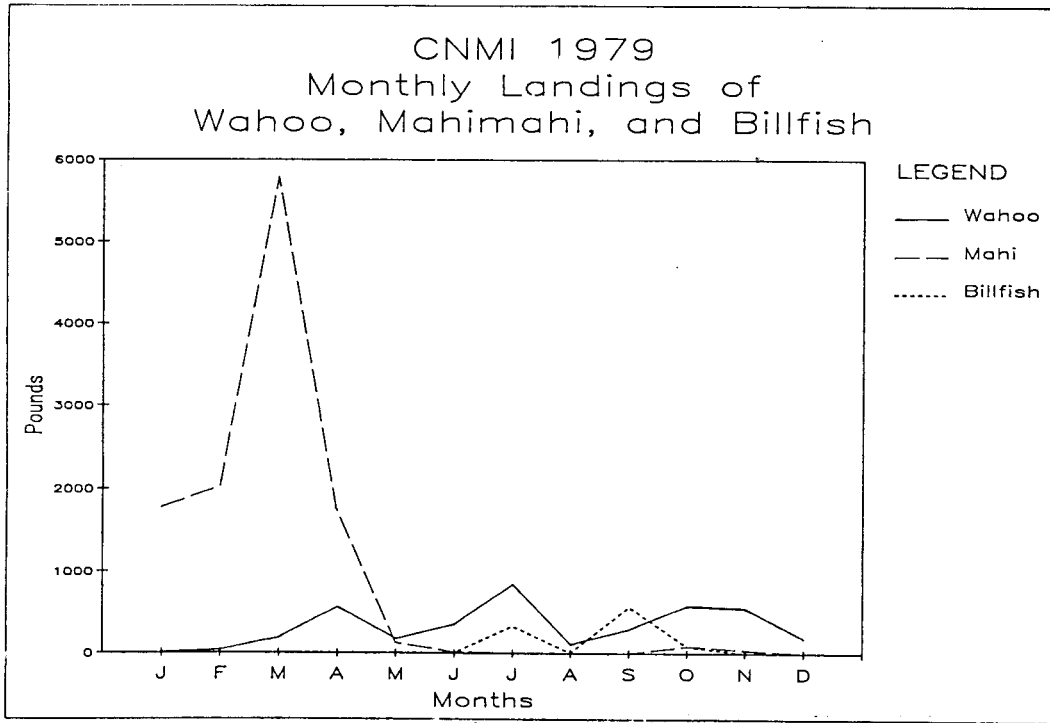


Figure 7.4

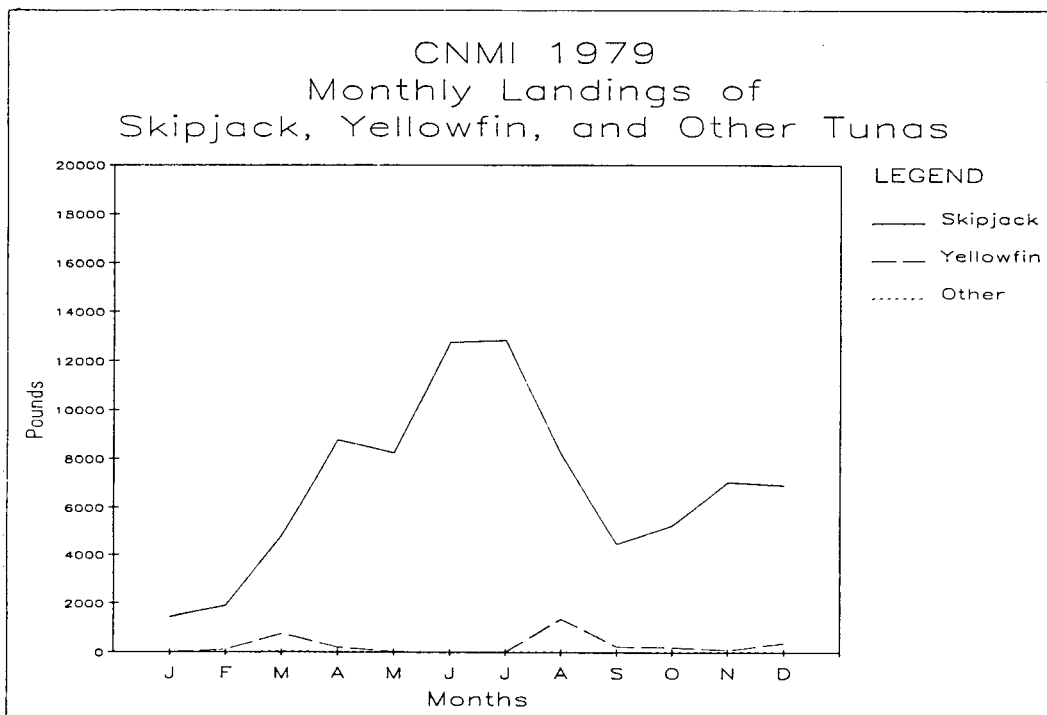


Table 5.1

CNMI 1980 ANNUAL COMMERCIAL LANDINGS
FISH PURCHASES BY SPECIES

SPECIES	RECORDS	POUNDS	VALUE	AVE \$/#
BIGEYE SCAD (ATULAI)	1	40.00	50.00	1.25
BOTTOM FISH	73	3828.10	10992.75	2.87
REEF FISH	75	12141.40	16386.44	1.35
BARRACUDA	7	670.00	1005.00	1.50
DOLPHIN (MAHIMAHI)	7	2150.00	3225.00	1.50
MARLIN	1	157.00	157.00	1.00
RAINBOW RUNNER	5	140.00	222.00	1.59
WAHOO	11	1879.00	2801.50	1.49
SKIPJACK TUNA	65	8410.35	8436.39	1.00
DOGTUOTH TUNA	20	1350.50	2076.50	1.54
YELLOWFIN TUNA	14	834.00	1238.48	1.48
** 1980 TOTAL **	279	31600.35	46591.06	

Table 5.2

CNMI MAY 1980 COMMERCIAL LANDINGS
FISH PURCHASES BY SPECIES

SPECIES -----	RECORDS -----	POUNDS -----	VALUE -----	AVE \$/# -----
SKIPJACK TUNA	2	536.00	568.60	1.06
** SUBTOTAL **	2	536.00	568.60	

Table 5.3

CNMI JUNE 1980 COMMERCIAL LANDINGS
FISH PURCHASES BY SPECIES

SPECIES -----	RECORDS -----	POUNDS -----	VALUE -----	AVE \$/# -----
BOTTOM FISH	1	500.00	1500.00	3.00
BARRACUDA	1	70.00	105.00	1.50
DOLPHIN (MAHIMAHI)	1	150.00	225.00	1.50
RAINBOW RUNNER	1	60.00	90.00	1.50
WAHOO	1	200.00	300.00	1.50
DOGTUOTH TUNA	1	250.00	375.00	1.50
YELLOWFIN TUNA	1	100.00	150.00	1.50
** SUBTOTAL **	7	1330.00	2745.00	

Table 5.4

CNMI JULY 1980 COMMERCIAL LANDINGS
FISH PURCHASES BY SPECIES

SPECIES -----	RECORDS -----	POUNDS -----	VALUE -----	AVE \$/# -----
BOTTOM FISH	1	400.00	1200.00	3.00
BARRACUDA	1	150.00	225.00	1.50
DOLPHIN (MAHIMAHI)	1	500.00	750.00	1.50
WAHOO	1	250.00	375.00	1.50
SKIPJACK TUNA	1	136.00	129.20	0.95
DOGTUOTH TUNA	1	350.00	525.00	1.50
** SUBTOTAL **	6	1786.00	3204.20	

Table 5.5

CNMI AUGUST 1980 COMMERCIAL LANDINGS
FISH PURCHASES BY SPECIES

SPECIES	RECORDS	POUNDS	VALUE	AVE \$/#
-----	-----	-----	-----	-----
BOTTOM FISH	29	1142.50	3149.85	2.76
REEF FISH	17	4015.50	5420.95	1.35
BARRACUDA	1	50.00	75.00	1.50
DOLPHIN (MAHIMAHI)	1	250.00	375.00	1.50
RAINBOW RUNNER	1	20.00	42.00	2.10
WAHOO	1	200.00	300.00	1.50
SKIPJACK TUNA	8	898.00	849.49	0.95
DOGTOOTH TUNA	4	132.00	201.20	1.52
YELLOWFIN TUNA	4	87.00	138.93	1.60
** SUBTOTAL **	66	6795.00	10552.42	

Table 5.6

CNMI SEPTEMBER 1980 COMMERCIAL LANDINGS
FISH PURCHASES BY SPECIES

SPECIES	RECORDS	POUNDS	VALUE	AVE \$/#
-----	-----	-----	-----	-----
BOTTOM FISH	6	329.00	962.25	2.92
REEF FISH	14	3101.75	4187.38	1.35
BARRACUDA	1	75.00	112.50	1.50
DOLPHIN (MAHIMAHI)	1	200.00	300.00	1.50
RAINBOW RUNNER	1	20.00	30.00	1.50
WAHOO	3	391.00	590.00	1.51
SKIPJACK TUNA	12	1828.50	1939.00	1.06
DOGTOOTH TUNA	4	198.00	301.80	1.52
YELLOWFIN TUNA	2	143.00	208.05	1.45
** SUBTOTAL **	44	6286.25	8630.98	

Table 5.7

CNMI OCTOBER 1980 COMMERCIAL LANDINGS
FISH PURCHASES BY SPECIES

SPECIES	RECORDS	POUNDS	VALUE	AVE \$/#
-----	-----	-----	-----	-----
BIGEYE SCAD (ATULAI)	1	40.00	50.00	1.25
BOTTOM FISH	19	860.00	2472.30	2.87
REEF FISH	11	1693.50	2280.07	1.35
BARRACUDA	1	150.00	225.00	1.50
DOLPHIN (MAHIMAHI)	1	500.00	750.00	1.50
MARLIN	1	157.00	157.00	1.00
WAHOO	3	288.00	411.50	1.43
SKIPJACK TUNA	11	724.00	743.15	1.03
DOGTOOTH TUNA	5	156.00	249.90	1.60
YELLOWFIN TUNA	3	235.50	346.55	1.47
** SUBTOTAL **	56	4804.00	7685.47	

Table 5.8

CNMI NOVEMBER 1980 COMMERCIAL LANDINGS
FISH PURCHASES BY SPECIES

SPECIES	RECORDS	POUNDS	VALUE	AVE \$/#
-----	-----	-----	-----	-----
BOTTOM FISH	13	390.60	1104.75	2.83
REEF FISH	15	1652.50	2230.88	1.35
BARRACUDA	1	75.00	112.50	1.50
DOLPHIN (MAHIMAHI)	1	250.00	375.00	1.50
RAINBOW RUNNER	1	15.00	22.50	1.50
WAHOO	1	300.00	450.00	1.50
SKIPJACK TUNA	12	1409.00	1423.24	1.01
DOGTOOTH TUNA	2	165.50	252.90	1.53
YELLOWFIN TUNA	2	116.50	174.75	1.50
** SUBTOTAL **	48	4374.10	6146.52	

Table 5.9

CNMI DECEMBER 1980 COMMERCIAL LANDINGS
FISH PURCHASES BY SPECIES

SPECIES	RECORDS	POUNDS	VALUE	AVE \$/#
-----	-----	-----	-----	-----
BOTTOM FISH	4	206.00	603.60	2.93
REEF FISH	18	1678.15	2267.16	1.35
BARRACUDA	1	100.00	150.00	1.50
DOLPHIN (MAHIMAHI)	1	300.00	450.00	1.50
RAINBOW RUNNER	1	25.00	37.50	1.50
WAHOO	1	250.00	375.00	1.50
SKIPJACK TUNA	19	2878.85	2783.71	0.97
DOGTUOTH TUNA	3	99.00	170.70	1.72
YELLOWFIN TUNA	2	152.00	220.20	1.45
** SUBTOTAL **				
	50	5689.00	7057.87	
** 1980 TOTAL **				
	279	31600.35	46591.06	

Figure 8.1

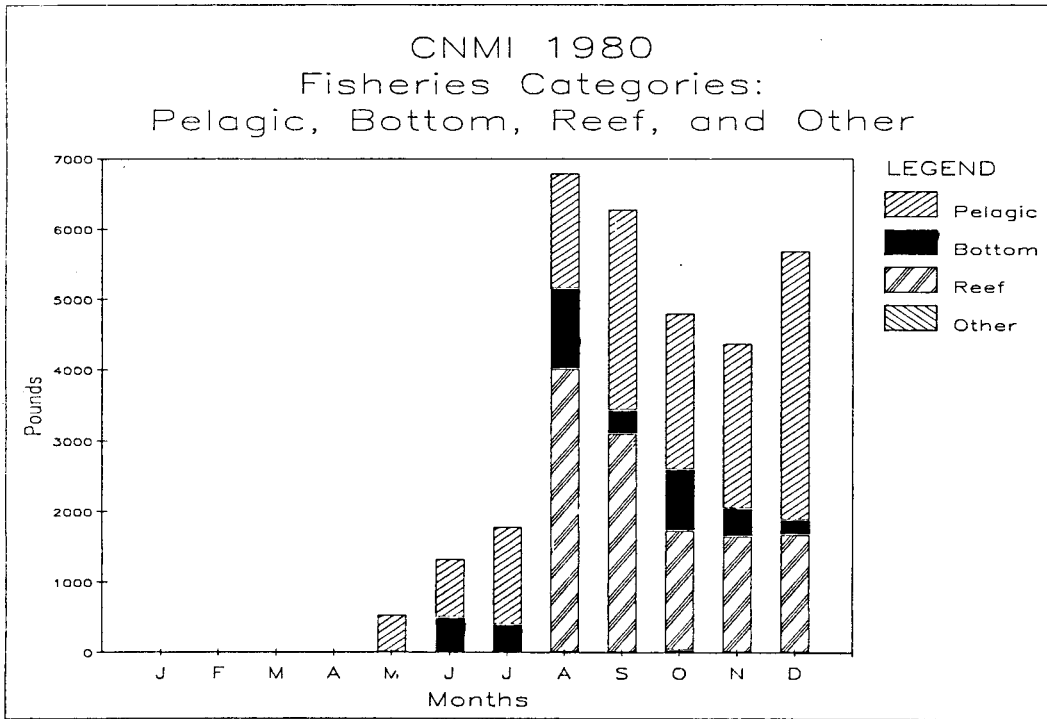


Figure 8.2

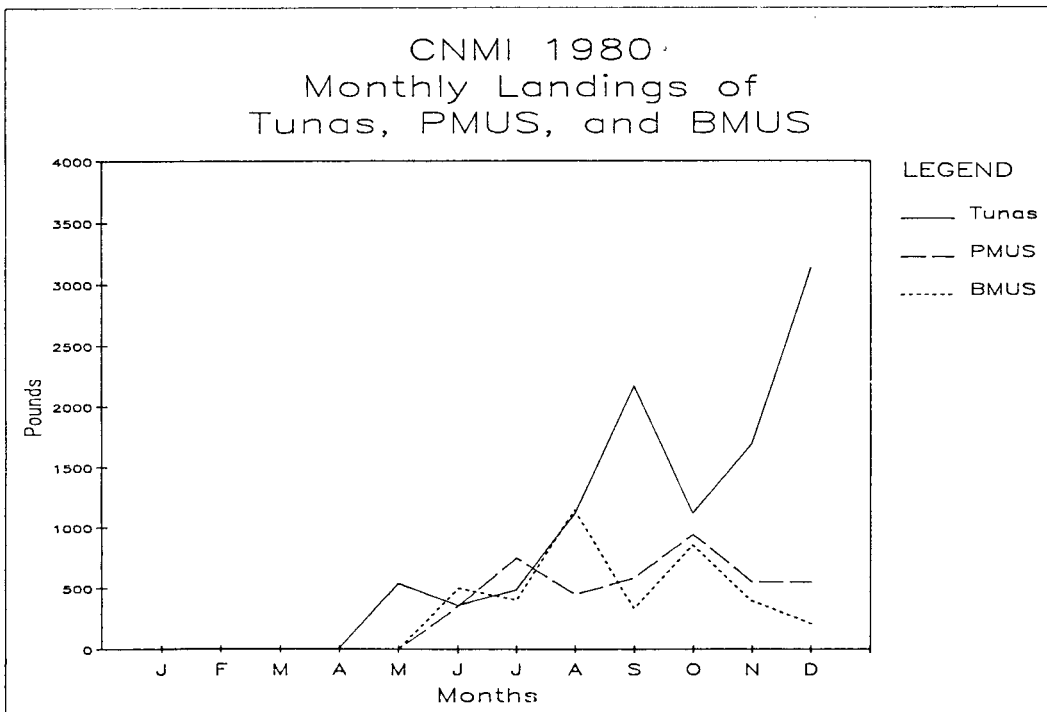


Figure 8.3

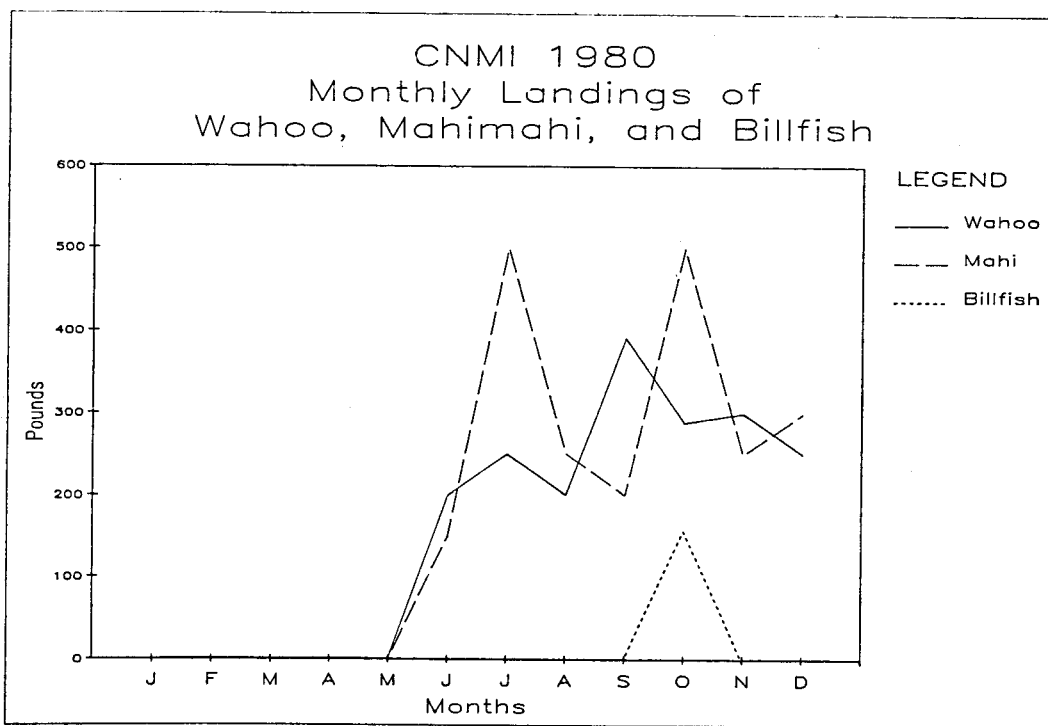


Figure 8.4

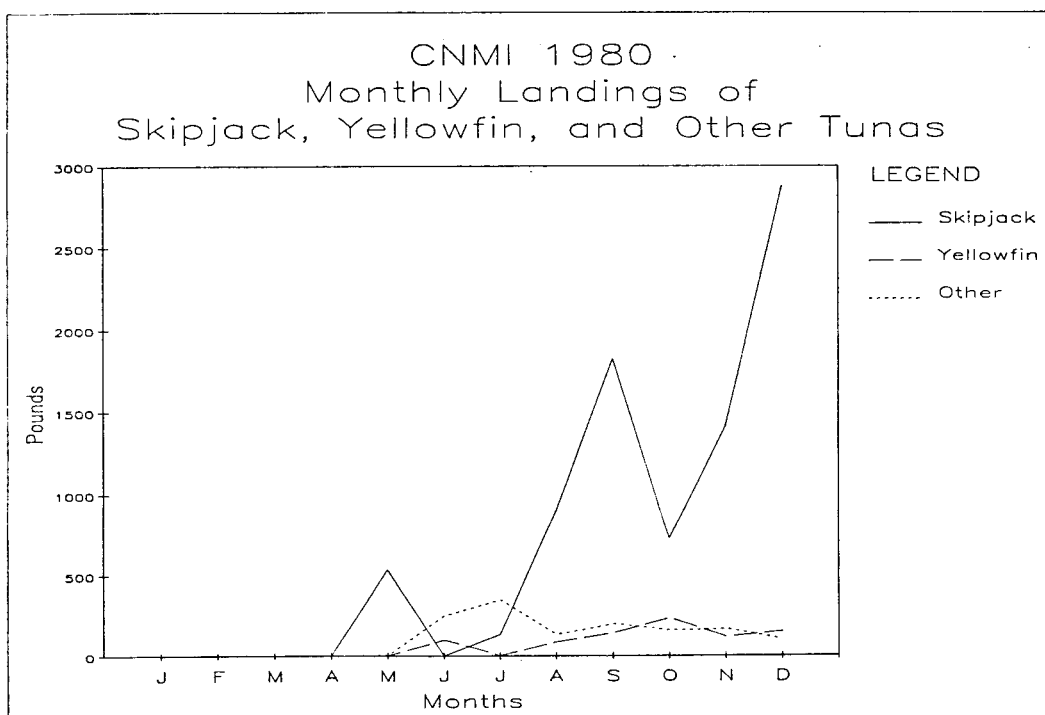


Table 6.1

CNMI 1981 ANNUAL COMMERCIAL LANDINGS
FISH PURCHASES BY SPECIES

SPECIES	RECORDS	POUNDS	VALUE	AVE \$/#
-----	-----	-----	-----	-----
BIGEYE SCAD (ATULAI)	10	2652.00	4367.45	1.65
JACKS	12	743.50	1356.35	1.82
MULLET	4	388.00	705.45	1.82
SHARKS	2	80.00	120.00	1.50
BOTTOM FISH	56	4852.50	10492.30	2.16
GINDAI (FLOWER SNAP)	1	38.00	114.00	3.00
GROUPE	6	759.00	1407.10	1.85
LEHI (SILVERJAW)	1	18.00	54.00	3.00
ONAGA (RED SNAPPER)	16	1691.50	5068.95	3.00
REEF FISH	36	7084.00	12842.50	1.81
RABBITFISH (HITTING)	8	1605.00	3000.75	1.87
RUDDERFISH (GUILLI)	8	550.00	927.75	1.69
EMPEROR (MAFUTE)	13	3134.00	5646.55	1.80
SQUIRRELFISH	15	1540.00	3150.50	2.05
PARROTFISH	15	4564.75	7979.97	1.75
SNAPPER	15	1341.00	2894.85	2.16
SURGEONFISH	18	2028.50	3515.43	1.73
UNICORNFISH	5	1357.00	2436.85	1.80
GOATFISH	3	104.20	196.69	1.89
TROLL FISH	6	6386.00	9595.05	1.50
BARRACUDA	6	503.25	754.88	1.50
DOLPHIN (MAHIMAHI)	34	7008.00	8197.99	1.17
MARLIN	6	2015.00	2243.65	1.11
RAINBOW RUNNER	6	510.50	876.16	1.72
WAHOO	35	6762.75	9163.23	1.35
TUNAS	4	369.00	513.50	1.39
SKIPJACK TUNA	119	51004.75	52615.14	1.03
DOGTUOTH TUNA	39	8112.50	10519.38	1.30
YELLOWFIN TUNA	52	7345.50	9959.40	1.36
LOBSTER	8	757.25	2513.44	3.32
OCTOPUS	2	102.00	322.00	3.16
** 1981 TOTAL **	561	125407.45	173551.26	

Table 6.2

CNMI JANUARY 1981 COMMERCIAL LANDINGS
FISH PURCHASES BY SPECIES

SPECIES	RECORDS	POUNDS	VALUE	AVE \$/#
-----	-----	-----	-----	-----
BOTTOM FISH	6	160.50	403.70	2.52
REEF FISH	2	103.00	151.90	1.47
BARRACUDA	1	45.00	67.50	1.50
DOLPHIN (MAHIMAHI)	4	318.00	463.70	1.46
RAINBOW RUNNER	1	12.00	18.00	1.50
WAHOO	1	200.00	300.00	1.50
SKIPJACK TUNA	10	1154.75	1313.87	1.14
DOGTOOTH TUNA	3	137.00	211.60	1.54
YELLOWFIN TUNA	4	222.50	335.45	1.51
** SUBTOTAL **	32	2352.75	3265.72	

Table 6.3

CNMI FEBRUARY 1981 COMMERCIAL LANDINGS
FISH PURCHASES BY SPECIES

SPECIES	RECORDS	POUNDS	VALUE	AVE \$/#
-----	-----	-----	-----	-----
BOTTOM FISH	15	609.50	1806.00	2.96
REEF FISH	5	247.95	355.41	1.43
BARRACUDA	1	50.00	75.00	1.50
DOLPHIN (MAHIMAHI)	3	173.50	196.27	1.13
WAHOO	1	200.00	300.00	1.50
SKIPJACK TUNA	8	752.00	866.30	1.15
DOGTOOTH TUNA	1	90.00	135.00	1.50
YELLOWFIN TUNA	4	522.50	555.93	1.06
** SUBTOTAL **	38	2645.45	4289.91	

Table 6.4

CNMI MARCH 1981 COMMERCIAL LANDINGS
FISH PURCHASES BY SPECIES

SPECIES	RECORDS	POUNDS	VALUE	AVE \$/#
-----	-----	-----	-----	-----
SHARKS	1	42.00	63.00	1.50
BOTTOM FISH	13	449.50	1038.05	2.31
ONAGA (RED SNAPPER)	2	332.00	1035.00	3.12
REEF FISH	19	1071.75	1554.07	1.45
RABBITFISH (HITTING)	2	435.00	791.25	1.82
RUDDERFISH (GUILLI)	2	185.00	252.50	1.36
SQUIRRELFISH	2	76.00	242.00	3.18
SURGEONFISH	1	50.00	75.00	1.50
UNICORNFISH	1	75.00	93.75	1.25
TROLL FISH	1	576.50	864.75	1.50
BARRACUDA	2	228.25	342.38	1.50
DOLPHIN (MAHIMAHI)	10	3831.75	4221.13	1.10
WAHOO	5	1384.25	1583.98	1.14
SKIPJACK TUNA	20	3230.75	3407.46	1.05
DOGTOOTH TUNA	6	332.00	496.50	1.50
YELLOWFIN TUNA	6	334.00	509.70	1.53
** SUBTOTAL **	93	12633.75	16570.52	

Table 6.5

CNMI APRIL 1981 COMMERCIAL LANDINGS
FISH PURCHASES BY SPECIES

SPECIES	RECORDS	POUNDS	VALUE	AVE \$/#
-----	-----	-----	-----	-----
SHARKS	1	38.00	57.00	1.50
BOTTOM FISH	13	822.00	1717.31	2.09
ONAGA (RED SNAPPER)	2	449.00	1347.00	3.00
REEF FISH	3	4061.00	7485.60	1.84
PARROTFISH	1	64.25	106.01	1.65
SNAPPER	3	508.00	1175.20	2.31
SURGEONFISH	1	219.00	306.60	1.40
TROLL FISH	1	4500.00	6075.00	1.35
DOLPHIN (MAHIMAHI)	8	463.50	612.40	1.32
WAHOO	6	1241.00	1773.45	1.43
TUNAS	2	279.00	411.00	1.47
SKIPJACK TUNA	29	2849.50	3517.44	1.23
DOGTOOTH TUNA	6	844.50	1154.60	1.37
YELLOWFIN TUNA	5	604.00	788.50	1.31
** SUBTOTAL **	81	16942.75	26527.11	

Table 6.6

CNMI MAY 1981 COMMERCIAL LANDINGS
FISH PURCHASES BY SPECIES

SPECIES	RECORDS	POUNDS	VALUE	AVE \$/#
-----	-----	-----	-----	-----
JACKS	2	61.00	108.20	1.77
MULLET	1	250.00	462.50	1.85
BOTTOM FISH	1	58.00	121.80	2.10
GROUPE	1	200.00	370.00	1.85
ONAGA (RED SNAPPER)	2	402.50	1162.95	2.89
REEF FISH	3	1089.30	2448.57	2.25
RABBITFISH (HITTING)	1	170.00	340.00	2.00
RUDDERFISH (GUILLI)	1	200.00	370.00	1.85
EMPEROR (MAFUTE)	1	250.00	462.50	1.85
SQUIRRELFISH	2	538.00	1039.00	1.93
PARROTFISH	3	1706.50	3022.82	1.77
SNAPPER	4	161.00	297.05	1.85
SURGEONFISH	5	700.00	1225.00	1.75
UNICORNFISH	1	600.00	1110.00	1.85
TROLL FISH	1	233.00	349.50	1.50
DOLPHIN (MAHIMAHI)	2	125.00	138.20	1.11
MARLIN	1	133.00	133.00	1.00
WAHOO	2	302.00	407.70	1.35
SKIPJACK TUNA	8	9825.50	9196.65	0.94
DOGTOOTH TUNA	1	106.00	143.10	1.35
YELLOWFIN TUNA	4	170.50	238.20	1.40
LOBSTER	2	460.25	1495.94	3.25
** SUBTOTAL **	49	17741.55	24642.68	

Table 6.7

CNMI JUNE 1981 COMMERCIAL LANDINGS
FISH PURCHASES BY SPECIES

SPECIES	RECORDS	POUNDS	VALUE	AVE \$/#
-----	-----	-----	-----	-----
JACKS	2	97.00	174.60	1.80
BOTTOM FISH	2	948.00	2151.76	2.27
LEHI (SILVERJAW)	1	18.00	54.00	3.00
ONAGA (RED SNAPPER)	2	100.50	301.50	3.00
REEF FISH	1	50.00	95.00	1.90
SQUIRRELFISH	1	43.00	129.00	3.00
SNAPPER	1	18.00	37.80	2.10
SURGEONFISH	1	45.00	78.75	1.75
TROLL FISH	1	122.00	183.00	1.50
DOLPHIN (MAHIMAHI)	1	18.00	23.40	1.30
MARLIN	2	774.00	549.00	0.71
RAINBOW RUNNER	2	14.50	26.85	1.85
WAHOO	1	45.00	65.25	1.45
SKIPJACK TUNA	6	10656.50	11650.83	1.09
DOGTUOTH TUNA	3	921.50	1294.12	1.40
YELLOWFIN TUNA	2	97.00	161.17	1.66
** SUBTOTAL **	29	13968.00	16976.03	

Table 6.8

CNMI JULY 1981 COMMERCIAL LANDINGS
FISH PURCHASES BY SPECIES

SPECIES	RECORDS	POUNDS	VALUE	AVE \$/#
-----	-----	-----	-----	-----
JACKS	1	400.00	740.00	1.85
MULLET	1	60.00	111.00	1.85
BOTTOM FISH	2	723.00	1489.98	2.06
GROUPE	1	400.00	740.00	1.85
ONAGA (RED SNAPPER)	2	110.50	331.50	3.00
REEF FISH	1	246.00	356.70	1.45
RABBITFISH (HITTING)	2	700.00	1295.00	1.85
RUDDERFISH (GUILLI)	1	50.00	92.50	1.85
EMPEROR (MAFUTE)	4	1350.00	2497.50	1.85
SQUIRRELFISH	2	255.50	536.50	2.10
PARROTFISH	2	356.00	639.00	1.79
SURGEONFISH	1	61.00	76.25	1.25
UNICORNFISH	1	500.00	925.00	1.85
BARRACUDA	1	30.00	45.00	1.50
DOLPHIN (MAHIMAHI)	1	62.00	80.60	1.30
MARLIN	1	131.00	163.75	1.25
RAINBOW RUNNER	1	80.00	120.00	1.50
WAHOO	2	220.00	306.00	1.39
SKIPJACK TUNA	5	6362.00	5914.20	0.93
DOGTOOTH TUNA	4	704.00	995.21	1.41
YELLOWFIN TUNA	5	723.00	1001.40	1.39
OCTOPUS	1	88.00	308.00	3.50
** SUBTOTAL **	42	13612.00	18765.09	

Table 6.9

CNMI AUGUST 1981 COMMERCIAL LANDINGS
FISH PURCHASES BY SPECIES

SPECIES	RECORDS	POUNDS	VALUE	AVE \$/#
-----	-----	-----	-----	-----
BIGEYE SCAD (ATULAI)	3	1772.00	3127.15	1.76
BOTTOM FISH	1	770.00	962.50	1.25
ONAGA (RED SNAPPER)	2	97.50	292.50	3.00
REEF FISH	1	139.00	243.25	1.75
SQUIRRELFISH	1	3.00	9.00	3.00
PARROTFISH	1	546.75	820.13	1.50
SNAPPER	2	503.00	1123.75	2.23
TROLL FISH	1	141.50	212.25	1.50
DOLPHIN (MAHIMAHI)	1	1284.00	1733.40	1.35
WAHOO	1	94.50	141.75	1.50
SKIPJACK TUNA	6	1638.25	1798.49	1.10
DOGTOOTH TUNA	2	210.50	334.49	1.59
YELLOWFIN TUNA	3	357.50	538.78	1.51
LOBSTER	3	182.00	649.50	3.57
** SUBTOTAL **	28	7739.50	11986.94	

Table 6.10

CNMI SEPTEMBER 1981 COMMERCIAL LANDINGS
FISH PURCHASES BY SPECIES

SPECIES	RECORDS	POUNDS	VALUE	AVE \$/#
-----	-----	-----	-----	-----
BIGEYE SCAD (ATULAI)	5	684.00	969.30	1.42
JACKS	1	55.00	101.75	1.85
MULLET	1	65.00	120.25	1.85
GROUPE	2	99.00	186.10	1.88
ONAGA (RED SNAPPER)	2	119.50	358.50	3.00
RABBITFISH (HITTING)	1	110.00	220.00	2.00
RUDDERFISH (GUILLI)	1	25.00	46.25	1.85
EMPEROR (MAFUTE)	2	235.00	388.00	1.65
SQUIRRELFISH	3	327.50	637.50	1.95
PARROTFISH	3	699.00	1223.31	1.75
SNAPPER	3	108.00	164.80	1.53
SURGEONFISH	3	139.50	261.53	1.87
UNICORNFISH	2	182.00	308.10	1.69
GOATFISH	3	104.20	196.69	1.89
TROLL FISH	1	813.00	1910.55	2.35
BARRACUDA	1	150.00	225.00	1.50
MARLIN	1	808.00	1212.00	1.50
WAHOO	3	1297.00	1999.35	1.54
SKIPJACK TUNA	10	3485.00	3784.52	1.09
DOGTOOTH TUNA	5	664.50	770.19	1.16
YELLOWFIN TUNA	7	1578.00	2203.42	1.40
LOBSTER	2	94.00	305.00	3.24
** SUBTOTAL **	62	11842.20	17592.11	

Table 6.11

CNMI OCTOBER 1981 COMMERCIAL LANDINGS
FISH PURCHASES BY SPECIES

SPECIES	RECORDS	POUNDS	VALUE	AVE \$/#
-----	-----	-----	-----	-----
BIGEYE SCAD (ATULAI)	1	100.00	175.00	1.75
JACKS	2	52.50	95.00	1.81
MULLET	1	13.00	11.70	0.90
BOTTOM FISH	2	52.00	107.00	2.06
GROUPE	1	20.00	37.00	1.85
REEF FISH	1	76.00	152.00	2.00
RUDDERFISH (GUILLI)	1	20.00	37.00	1.85
EMPEROR (MAFUTE)	2	342.00	609.60	1.78
SQUIRRELFISH	2	47.00	95.00	2.02
PARROTFISH	2	314.25	555.08	1.77
SNAPPER	1	9.00	11.25	1.25
SURGEONFISH	2	410.00	758.50	1.85
DOLPHIN (MAHIMAHI)	1	14.00	17.50	1.25
MARLIN	1	169.00	185.90	1.10
WAHOO	3	115.50	136.68	1.18
SKIPJACK TUNA	7	4630.00	4883.85	1.05
DOGTUOTH TUNA	4	3287.00	4116.10	1.25
YELLOWFIN TUNA	1	462.00	623.70	1.35
LOBSTER	1	21.00	63.00	3.00
** SUBTOTAL **	36	10154.25	12670.86	

Table 6.12

CNMI NOVEMBER 1981 COMMERCIAL LANDINGS
FISH PURCHASES BY SPECIES

SPECIES	RECORDS	POUNDS	VALUE	AVE \$/#
-----	-----	-----	-----	-----
BIGEYE SCAD (ATULAI)	1	96.00	96.00	1.00
JACKS	2	51.00	92.80	1.82
BOTTOM FISH	1	260.00	694.20	2.67
ONAGA (RED SNAPPER)	1	32.50	97.50	3.00
RABBITFISH (HITTING)	1	60.00	114.00	1.90
RUDDERFISH (GUILLI)	1	30.00	55.50	1.85
EMPEROR (MAFUTE)	2	460.00	818.00	1.78
SQUIRRELFISH	1	200.00	370.00	1.85
PARROTFISH	1	300.00	555.00	1.85
SURGEONFISH	3	254.00	456.30	1.80
DOLPHIN (MAHIMAHI)	1	529.25	523.96	0.99
WAHOO	5	1035.50	1282.49	1.24
TUNAS	1	50.00	62.50	1.25
SKIPJACK TUNA	4	3345.00	3263.55	0.98
DOGTOOTH TUNA	2	470.50	507.52	1.08
YELLOWFIN TUNA	5	617.50	831.60	1.35
OCTOPUS	1	14.00	14.00	1.00
** SUBTOTAL **	33	7805.25	9834.92	

Table 6.13

CNMI DECEMBER 1981 COMMERCIAL LANDINGS
FISH PURCHASES BY SPECIES

SPECIES	RECORDS	POUNDS	VALUE	AVE \$/#
-----	-----	-----	-----	-----
JACKS	2	27.00	44.00	1.63
GINDAI (FLOWER SNAP)	1	38.00	114.00	3.00
GROUPE	1	40.00	74.00	1.85
ONAGA (RED SNAPPER)	1	47.50	142.50	3.00
RABBITFISH (HITTING)	1	130.00	240.50	1.85
RUDDERFISH (GUILLI)	1	40.00	74.00	1.85
EMPEROR (MAFUTE)	2	497.00	870.95	1.75
SQUIRRELFISH	1	50.00	92.50	1.85
PARROTFISH	2	578.00	1058.62	1.83
SNAPPER	1	34.00	85.00	2.50
SURGEONFISH	1	150.00	277.50	1.85
DOLPHIN (MAHIMAHI)	2	189.00	187.43	0.99
RAINBOW RUNNER	2	404.00	711.31	1.76
WAHOO	5	628.00	866.58	1.38
TUNAS	1	40.00	40.00	1.00
SKIPJACK TUNA	6	3075.50	3017.98	0.98
DOGTOOTH TUNA	2	345.00	360.95	1.05
YELLOWFIN TUNA	6	1657.00	2171.55	1.31
** SUBTOTAL **				
	38	7970.00	10429.37	
** 1981 TOTAL **				
	561	125407.45	173551.26	

Figure 9.1

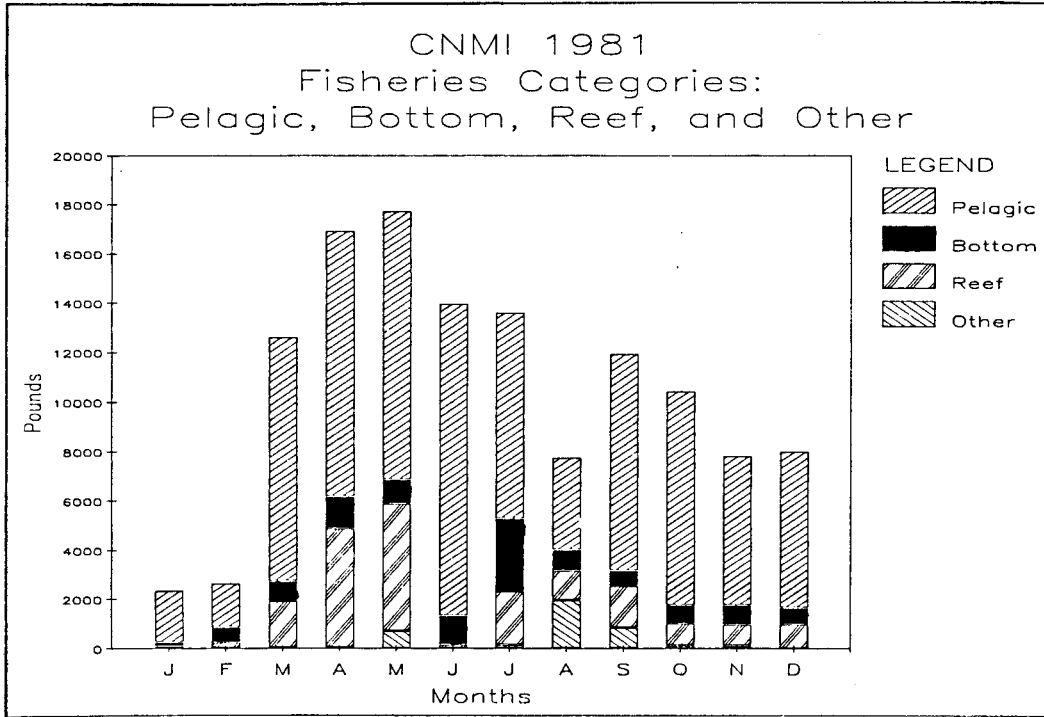


Figure 9.2

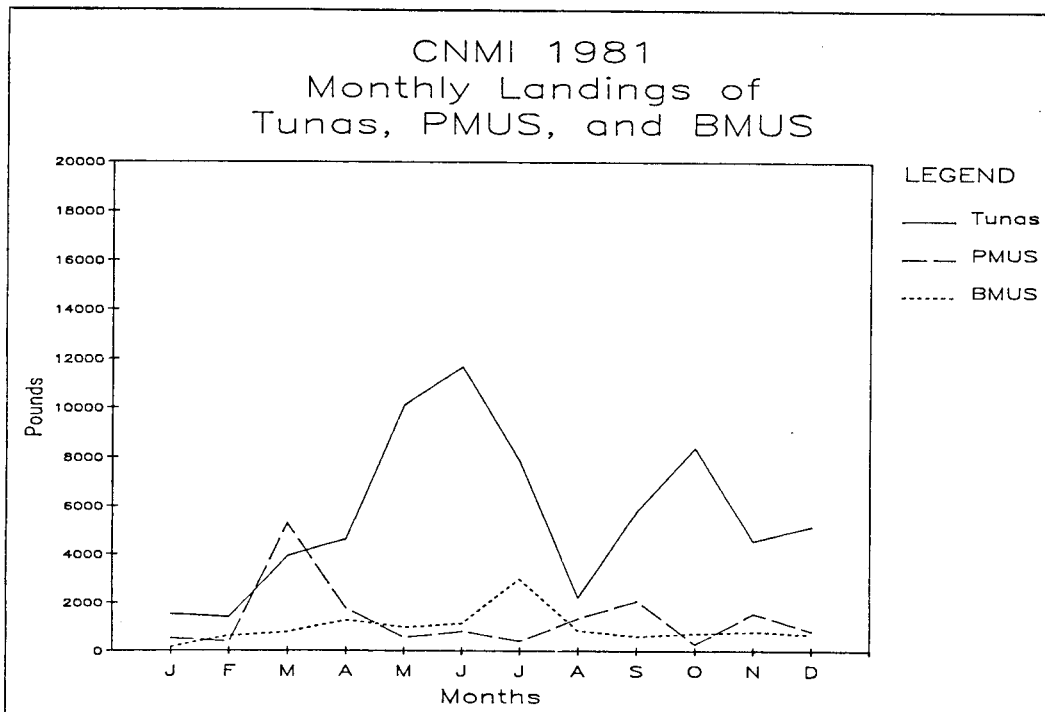


Figure 9.3

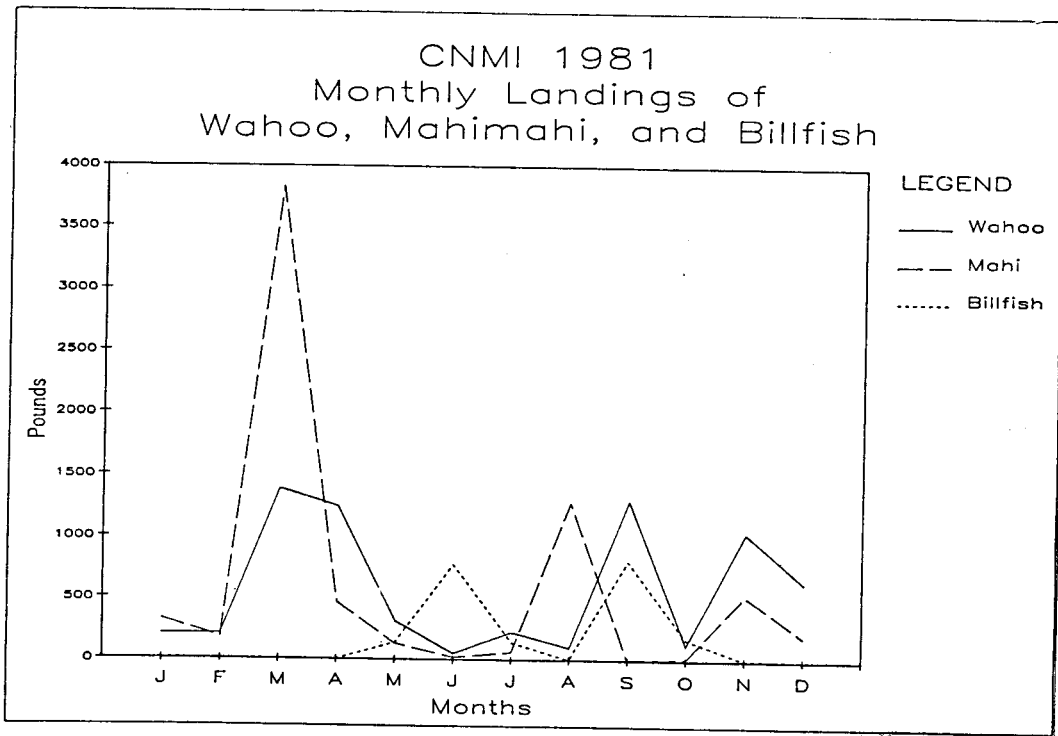


Figure 9.4

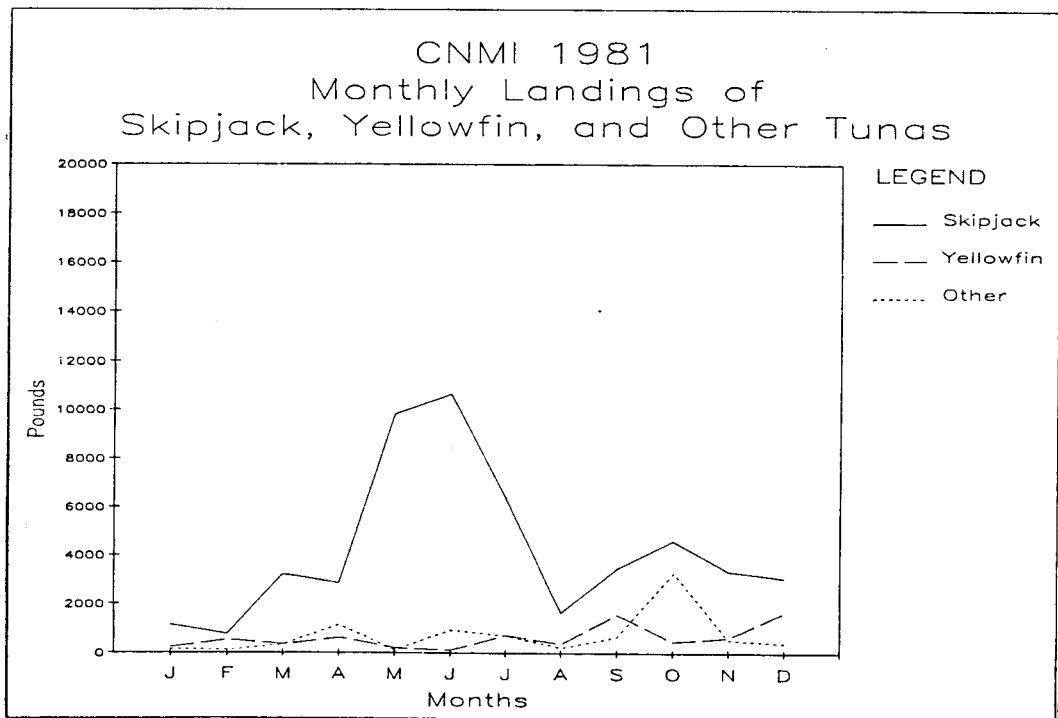


Table 7.1

CNMI 1982 ANNUAL COMMERCIAL LANDINGS
FISH PURCHASES BY SPECIES

SPECIES	RECORDS	POUNDS	VALUE	AVE \$/#
BIGEYE SCAD (ATULAI)	3	200.00	160.00	0.80
JACKS	14	573.50	995.85	1.74
MULLET	8	704.00	1275.30	1.81
SHARKS	1	30.00	30.00	1.00
BOTTOM FISH	26	7256.50	11242.63	1.55
GINDAI (FLOWER SNAP)	1	10.50	16.27	1.55
GROUPER	20	569.00	977.35	1.72
ONAGA (RED SNAPPER)	6	198.50	526.84	2.65
OPAKAPAKA (PINK SNP)	2	86.00	215.00	2.50
REEF FISH	144	14207.55	22081.75	1.55
GIANT WRASSE	1	2.00	3.00	1.50
RABBITFISH (HITTING)	68	2145.55	3829.88	1.79
RABBITFISH (SESJUN)	10	593.25	1235.63	2.08
RUDDERFISH (GUILLI)	22	1838.30	2665.00	1.45
EMPEROR (MAFUTE)	30	2382.50	4110.01	1.73
SQUIRRELFISH	32	1416.30	2393.21	1.69
PARROTFISH	56	4494.50	6931.00	1.54
SNAPPER	37	912.30	1459.97	1.60
SURGEONFISH	70	4933.40	8021.12	1.63
UNICORNFISH	39	1315.75	2088.20	1.59
GOATFISH	45	2259.20	3931.03	1.74
TROLL FISH	2	106.00	106.00	1.00
BARRACUDA	6	114.00	139.05	1.22
DOLPHIN (MAHIMAHI)	32	12468.40	14791.10	1.19
MARLIN	1	10.00	30.80	3.08
RAINBOW RUNNER	12	3136.50	4614.50	1.47
WAHOO	35	6123.50	6719.28	1.10
TUNAS	3	405.00	517.50	1.28
SKIPJACK TUNA	213	65220.04	66911.84	1.03
DOGTOOTH TUNA	17	6104.25	6431.61	1.05
YELLOWFIN TUNA	54	8456.05	9781.59	1.16
LOBSTER	28	2088.25	6777.25	3.25
OCTOPUS	20	402.15	408.65	1.02
** 1982 TOTAL **	1058	150762.74	191418.21	

Table 7.2

CNMI JANUARY 1982 COMMERCIAL LANDINGS
FISH PURCHASES BY SPECIES

SPECIES	RECORDS	POUNDS	VALUE	AVE \$/#
-----	-----	-----	-----	-----
JACKS	1	58.50	105.30	1.80
BOTTOM FISH	1	38.00	95.00	2.50
ONAGA (RED SNAPPER)	1	44.00	132.00	3.00
RABBITFISH (HITTING)	1	134.00	227.80	1.70
RABBITFISH (SESJUN)	1	259.00	647.50	2.50
RUDDERFISH (GUILLI)	1	159.00	222.60	1.40
EMPEROR (MAFUTE)	1	26.00	39.00	1.50
SNAPPER	1	10.00	30.00	3.00
GOATFISH	1	65.00	91.00	1.40
RAINBOW RUNNER	1	678.00	1017.00	1.50
WAHOO	3	330.00	395.45	1.20
SKIPJACK TUNA	2	1399.00	1369.00	0.98
DOGTOOTH TUNA	1	10.00	18.00	1.80
YELLOWFIN TUNA	2	242.00	345.30	1.43
** SUBTOTAL **	18	3452.50	4734.95	

Table 7.3

CNMI FEBRUARY 1982 COMMERCIAL LANDINGS
FISH PURCHASES BY SPECIES

SPECIES	RECORDS	POUNDS	VALUE	AVE \$/#
-----	-----	-----	-----	-----
BIGEYE SCAD (ATULAI)	1	20.00	37.00	1.85
JACKS	1	58.50	87.75	1.50
MULLET	1	300.00	555.00	1.85
BOTTOM FISH	2	68.00	148.50	2.18
GROUPEr	1	200.00	370.00	1.85
REEF FISH	1	50.00	92.50	1.85
RABBITFISH (HITTING)	1	50.00	112.50	2.25
RABBITFISH (SESJUN)	1	25.00	46.25	1.85
RUDDERFISH (GUILLI)	1	10.00	18.50	1.85
EMPEROR (MAFUTE)	1	200.00	370.00	1.85
SQUIRRELFISH	1	150.00	277.50	1.85
PARROTFISH	1	400.00	740.00	1.85
SURGEONFISH	1	590.00	1091.50	1.85
GOATFISH	1	500.00	925.00	1.85
BARRACUDA	1	15.00	20.25	1.35
DOLPHIN (MAHIMAHI)	4	3166.50	4194.15	1.32
RAINBOW RUNNER	2	1076.00	1584.00	1.47
WAHOO	2	166.00	249.00	1.50
TUNAS	1	300.00	405.00	1.35
SKIPJACK TUNA	4	3022.00	3610.35	1.19
DOGT00TH TUNA	1	15.00	20.25	1.35
YELLOWFIN TUNA	4	549.80	676.28	1.23
** SUBTOTAL **	34	10931.80	15631.28	

Table 7.4

CNMI MARCH 1982 COMMERCIAL LANDINGS
FISH PURCHASES BY SPECIES

SPECIES -----	RECORDS -----	POUNDS -----	VALUE -----	AVE \$/# -----
BOTTOM FISH	2	245.50	595.35	2.43
OPAKAPAKA (PINK SNP)	1	20.00	50.00	2.50
DOLPHIN (MAHIMAHI)	6	3609.50	4221.61	1.17
RAINBOW RUNNER	2	262.00	393.00	1.50
WAHOO	2	473.00	709.50	1.50
SKIPJACK TUNA	3	2859.50	2875.93	1.01
DOGTUOTH TUNA	1	39.00	62.40	1.60
YELLOWFIN TUNA	2	35.00	56.70	1.62
** SUBTOTAL **	19	7543.50	8964.49	

Table 7.5

CNMI APRIL 1982 COMMERCIAL LANDINGS
FISH PURCHASES BY SPECIES

SPECIES -----	RECORDS -----	POUNDS -----	VALUE -----	AVE \$/# -----
JACKS	2	98.00	179.40	1.83
MULLET	1	200.00	370.00	1.85
BOTTOM FISH	1	29.00	55.10	1.90
GROUPE	1	60.00	111.00	1.85
ONAGA (RED SNAPPER)	1	32.00	96.00	3.00
OPAKAPAKA (PINK SNP)	1	66.00	165.00	2.50
RABBITFISH (HITTING)	1	200.00	450.00	2.25
RUDDERFISH (GUILLI)	1	80.00	148.00	1.85
EMPEROR (MAFUTE)	4	1046.00	1863.70	1.78
SQUIRRELFISH	2	171.00	340.50	1.99
PARROTFISH	1	300.00	555.00	1.85
SNAPPER	1	80.00	148.00	1.85
SURGEONFISH	1	500.00	925.00	1.85
GOATFISH	1	700.00	1295.00	1.85
DOLPHIN (MAHIMAHI)	6	2422.00	2965.69	1.22
RAINBOW RUNNER	1	924.00	1386.00	1.50
WAHOO	4	1385.00	1435.14	1.04
SKIPJACK TUNA	7	3664.80	4048.37	1.10
DOGTUOTH TUNA	3	2030.50	2071.70	1.02
YELLOWFIN TUNA	2	118.50	177.75	1.50
LOBSTER	1	150.00	600.00	4.00
** SUBTOTAL **	43	14256.80	19386.35	

Table 7.6

CNMI MAY 1982 COMMERCIAL LANDINGS
FISH PURCHASES BY SPECIES

SPECIES	RECORDS	POUNDS	VALUE	AVE \$/#
-----	-----	-----	-----	-----
BIGEYE SCAD (ATULAI)	1	150.00	75.00	0.50
JACKS	2	110.50	198.90	1.80
REEF FISH	1	102.00	188.70	1.85
EMPEROR (MAFUTE)	1	30.00	45.00	1.50
PARROTFISH	2	120.00	210.00	1.75
UNICORNFISH	1	120.00	180.00	1.50
DOLPHIN (MAHIMAHI)	2	1230.00	1271.50	1.03
WAHOO	2	1384.00	1411.12	1.02
SKIPJACK TUNA	4	2604.50	2582.38	0.99
DOGTOOTH TUNA	2	140.75	148.40	1.05
YELLOWFIN TUNA	3	1297.00	1445.45	1.11
LOBSTER	1	356.00	1424.00	4.00
** SUBTOTAL **	22	7644.75	9180.45	

Table 7.7

CNMI JUNE 1982 COMMERCIAL LANDINGS
FISH PURCHASES BY SPECIES

SPECIES	RECORDS	POUNDS	VALUE	AVE \$/#
-----	-----	-----	-----	-----
JACKS	2	63.50	105.30	1.66
MULLET	1	68.00	125.80	1.85
SHARKS	1	30.00	30.00	1.00
ONAGA (RED SNAPPER)	1	12.00	36.00	3.00
REEF FISH	1	73.00	138.70	1.90
RABBITFISH (HITTING)	3	110.00	205.50	1.87
EMPEROR (MAFUTE)	1	50.00	92.50	1.85
SQUIRRELFISH	2	229.00	415.40	1.81
PARROTFISH	2	191.00	335.85	1.76
SNAPPER	1	30.00	30.00	1.00
SURGEONFISH	2	203.00	375.55	1.85
UNICORNFISH	1	50.00	75.00	1.50
DOLPHIN (MAHIMAHI)	2	1174.00	1207.70	1.03
WAHOO	3	1160.50	1151.34	0.99
SKIPJACK TUNA	6	3931.50	3946.73	1.00
DOGTOOTH TUNA	2	2786.00	3005.50	1.08
YELLOWFIN TUNA	6	1413.70	1636.29	1.16
** SUBTOTAL **	37	11575.20	12913.16	

Table 7.8

CNMI JULY 1982 COMMERCIAL LANDINGS
FISH PURCHASES BY SPECIES

SPECIES	RECORDS	POUNDS	VALUE	AVE \$/#
-----	-----	-----	-----	-----
JACKS	2	55.00	103.40	1.88
BOTTOM FISH	1	4247.00	6370.50	1.50
GROUPE	1	72.00	162.00	2.25
ONAGA (RED SNAPPER)	1	12.50	37.50	3.00
REEF FISH	1	8.00	17.44	2.18
RABBITFISH (HITTING)	1	84.00	138.60	1.65
SQUIRRELFISH	1	11.00	33.88	3.08
BARRACUDA	1	15.00	12.00	0.80
DOLPHIN (MAHIMAHI)	1	617.00	647.85	1.05
WAHOO	1	518.00	502.46	0.97
SKIPJACK TUNA	5	3416.80	3497.60	1.02
DOGTOOTH TUNA	2	741.00	760.36	1.03
YELLOWFIN TUNA	3	820.25	982.54	1.20
LOBSTER	1	290.00	870.00	3.00
OCTOPUS	1	16.00	16.00	1.00
** SUBTOTAL **	23	10923.55	14152.13	

Table 7.9

CNMI OCTOBER 1982 COMMERCIAL LANDINGS
FISH PURCHASES BY SPECIES

SPECIES	RECORDS	POUNDS	VALUE	AVE \$/#
-----	-----	-----	-----	-----
JACKS	2	78.00	126.80	1.63
MULLET	1	6.00	9.00	1.50
BOTTOM FISH	3	1181.25	1774.38	1.50
GROUPE	2	100.00	125.00	1.25
REEF FISH	27	2933.85	4590.29	1.56
RABBITFISH (HITTING)	9	448.20	759.71	1.70
RABBITFISH (SESJUN)	5	179.50	306.88	1.71
RUDDERFISH (GUILLI)	7	1010.00	1399.00	1.39
EMPEROR (MAFUTE)	9	539.50	914.90	1.70
SQUIRRELFISH	3	525.00	826.00	1.57
PARROTFISH	6	2148.00	3064.40	1.43
SNAPPER	2	27.00	40.50	1.50
SURGEONFISH	8	1738.80	2579.59	1.48
UNICORNFISH	4	275.00	446.00	1.62
GOATFISH	5	390.75	677.75	1.73
TROLL FISH	1	69.00	69.00	1.00
BARRACUDA	2	23.00	26.50	1.15
RAINBOW RUNNER	2	102.00	128.00	1.25
WAHOO	3	220.50	310.25	1.41
TUNAS	1	30.00	37.50	1.25
SKIPJACK TUNA	54	17069.04	17413.51	1.02
DOGT0OTH TUNA	3	228.00	228.00	1.00
YELLOWFIN TUNA	10	1532.30	1910.95	1.25
LOBSTER	7	805.25	2415.75	3.00
OCTOPUS	2	34.00	40.50	1.19
** SUBTOTAL **	178	31693.94	40220.16	

Table 7.10

CNMI NOVEMBER 1982 COMMERCIAL LANDINGS
FISH PURCHASES BY SPECIES

SPECIES	RECORDS	POUNDS	VALUE	AVE \$/#
-----	-----	-----	-----	-----
JACKS	2	51.50	89.00	1.73
MULLET	2	60.00	100.00	1.67
BOTTOM FISH	10	931.25	1399.40	1.50
GINDAI (FLOWER SNAP)	1	10.50	16.27	1.55
GROUPE	4	51.50	77.65	1.51
ONAGA (RED SNAPPER)	1	85.00	185.30	2.18
REEF FISH	54	5078.70	7811.45	1.54
GIANT WRASSE	1	2.00	3.00	1.50
RABBITFISH (HITTING)	20	438.55	742.25	1.69
RABBITFISH (SESJUN)	3	129.75	235.00	1.81
RUDDERFISH (GUILLI)	11	575.50	871.20	1.51
EMPEROR (MAFUTE)	10	444.50	704.68	1.59
SQUIRRELFISH	17	276.00	417.10	1.51
PARROTFISH	22	892.50	1340.00	1.50
SNAPPER	8	85.00	130.12	1.53
SURGEONFISH	25	920.60	1521.56	1.65
UNICORNFISH	19	634.75	1007.51	1.59
GOATFISH	16	243.50	379.70	1.56
TROLL FISH	1	37.00	37.00	1.00
BARRACUDA	1	16.00	12.80	0.80
DOLPHIN (MAHIMAHI)	1	15.80	19.75	1.25
MARLIN	1	10.00	30.80	3.08
RAINBOW RUNNER	1	50.00	50.00	1.00
WAHOO	7	280.00	318.77	1.14
TUNAS	1	75.00	75.00	1.00
SKIPJACK TUNA	38	11144.00	11322.86	1.02
YELLOWFIN TUNA	10	1355.50	1445.03	1.07
LOBSTER	9	258.00	780.50	3.03
OCTOPUS	9	118.55	118.55	1.00
** SUBTOTAL **	305	24270.95	31242.25	

Table 7.11

CNMI DECEMBER 1982 COMMERCIAL LANDINGS
FISH PURCHASES BY SPECIES

SPECIES	RECORDS	POUNDS	VALUE	AVE \$/#
-----	-----	-----	-----	-----
BIGEYE SCAD (ATULAI)	1	30.00	48.00	1.60
MULLET	2	70.00	115.50	1.65
BOTTOM FISH	6	516.50	804.40	1.56
GROUPE	11	85.50	131.70	1.54
ONAGA (RED SNAPPER)	1	13.00	40.04	3.08
REEF FISH	59	5962.00	9242.67	1.55
RABBITFISH (HITTING)	32	680.80	1193.52	1.75
RUDDERFISH (GUILLI)	1	3.80	5.70	1.50
EMPEROR (MAFUTE)	3	46.50	80.23	1.73
SQUIRRELFISH	6	54.30	82.83	1.53
PARROTFISH	22	443.00	685.75	1.55
SNAPPER	24	680.30	1081.35	1.59
SURGEONFISH	33	981.00	1527.92	1.56
UNICORNFISH	14	236.00	379.69	1.61
GOATFISH	21	359.95	562.58	1.56
BARRACUDA	1	45.00	67.50	1.50
DOLPHIN (MAHIMAHI)	10	233.60	262.85	1.13
RAINBOW RUNNER	3	44.50	56.50	1.27
WAHOO	8	206.50	236.25	1.14
SKIPJACK TUNA	90	16108.90	16245.11	1.01
DOGT0OTH TUNA	2	114.00	117.00	1.03
YELLOWFIN TUNA	12	1092.00	1105.30	1.01
LOBSTER	9	229.00	687.00	3.00
OCTOPUS	8	233.60	233.60	1.00
** SUBTOTAL **				
	379	28469.75	34992.99	
** 1982 TOTAL **				
	1058	150762.74	191418.21	

Figure 10.1

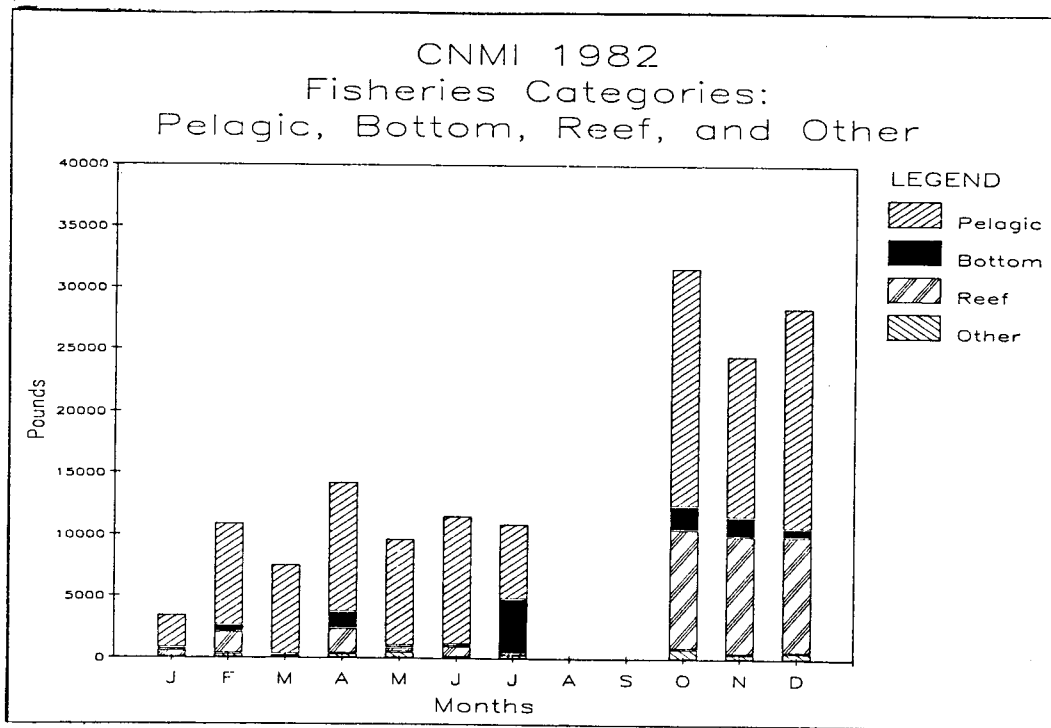


Figure 10.2

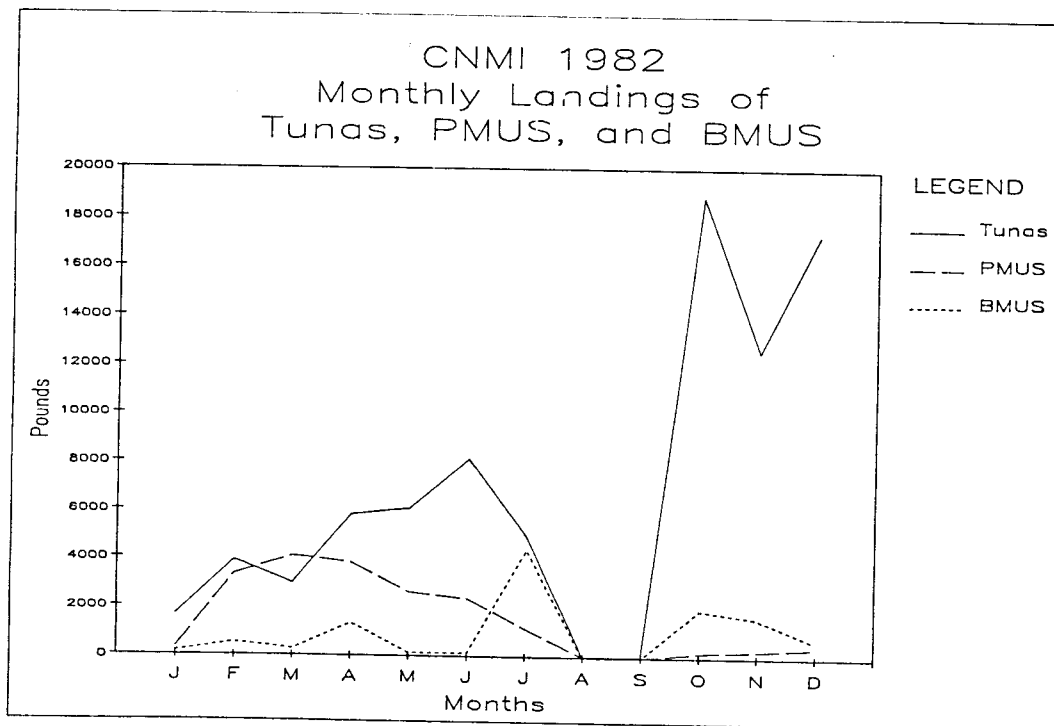


Figure 10.3

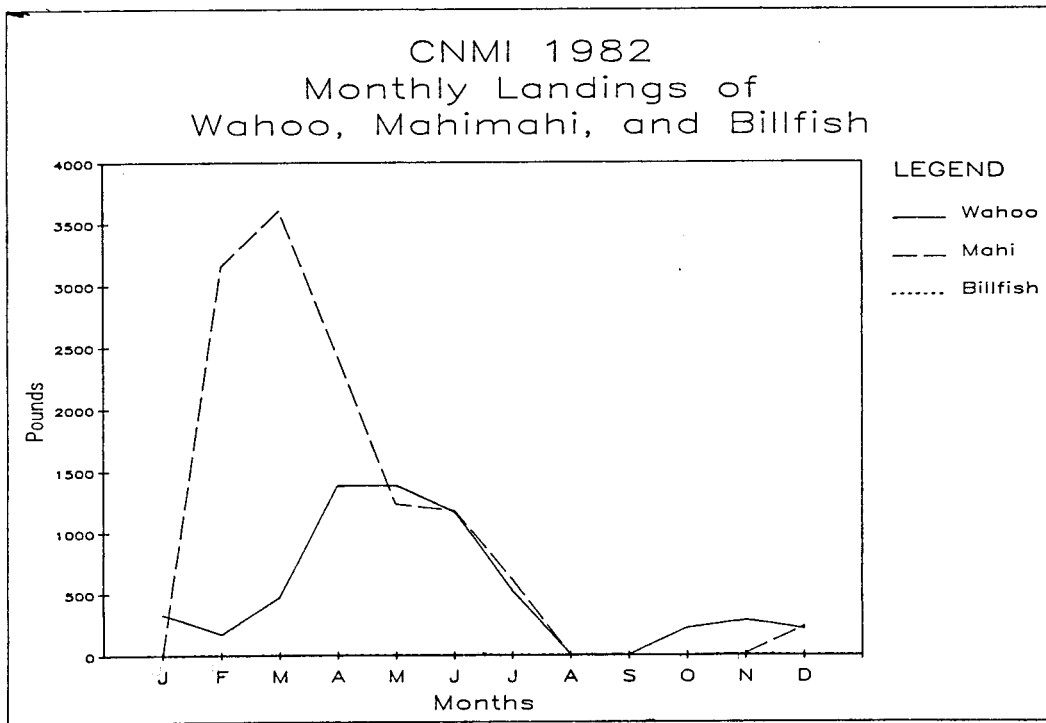


Figure 10.4

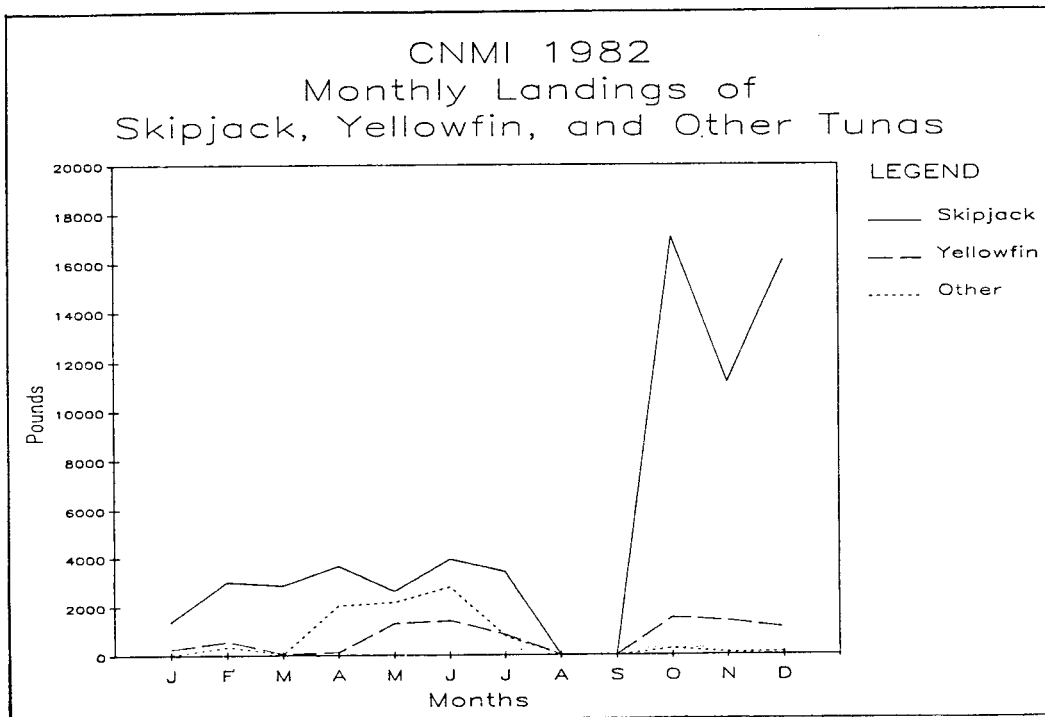


Table 8.1

CNMI 1983 ANNUAL COMMERCIAL LANDINGS
FISH PURCHASES BY SPECIES

SPECIES	RECORDS	POUNDS	VALUE	AVE \$/#
-----	-----	-----	-----	-----
BIGEYE SCAD (ATULAI)	35	1017.77	1561.24	1.53
JACKS	34	825.15	1322.47	1.60
MULLET	23	343.30	507.98	1.48
BOTTOM FISH	199	10398.10	18178.89	1.75
GINDAI (FLOWER SNAP)	11	213.50	432.35	2.03
GROUPE	59	1090.50	1713.03	1.57
ONAGA (RED SNAPPER)	23	894.00	2527.64	2.83
OPAKAPAKA (PINK SNP)	38	1617.90	2917.41	1.80
REEF FISH	902	78055.39	124798.52	1.60
GIANT WRASSE	8	276.70	472.91	1.71
RABBITFISH (HITTING)	267	6114.88	11493.83	1.88
RUDDERFISH (GUILLI)	74	2542.55	3991.03	1.57
EMPEROR (MAFUTE)	309	7644.10	12910.91	1.69
SQUIRELFISH	74	1633.65	2633.80	1.61
PARROTFISH	184	4351.35	6678.79	1.53
SNAPPER	4	140.00	226.42	1.62
SURGEONFISH	156	3565.00	5840.05	1.64
UNICORNFISH	144	3058.32	4866.16	1.59
GOATFISH	163	2905.87	4812.67	1.66
TROLL FISH	56	8785.50	9371.68	1.07
BARRACUDA	18	349.25	333.53	0.95
DOLPHIN (MAHIMAHI)	209	11150.85	11316.01	1.01
MARLIN	23	3029.50	3400.35	1.12
SAILFISH	1	47.00	70.50	1.50
RAINBOW RUNNER	23	818.25	993.68	1.21
WAHOO	135	7008.10	8460.66	1.21
SKIPJACK TUNA	1168	146729.00	142432.66	0.97
DOGTOOTH TUNA	34	1846.00	2522.96	1.37
YELLOWFIN TUNA	264	17024.60	19807.69	1.16
LOBSTER	154	4692.50	14045.86	2.99
OCTOPUS	112	2583.89	3191.03	1.23
** 1983 TOTAL **	4904	330752.47	423832.71	

Table 8.2

CNMI JANUARY 1983 COMMERCIAL LANDINGS
FISH PURCHASES BY SPECIES

SPECIES	RECORDS	POUNDS	VALUE	AVE \$/#
-----	-----	-----	-----	-----
JACKS	7	162.75	352.98	2.17
MULLET	7	88.50	145.33	1.64
BOTTOM FISH	1	58.00	104.40	1.80
GROUPE	7	75.50	108.32	1.43
ONAGA (RED SNAPPER)	3	133.00	391.54	2.94
OPAKAPAKA (PINK SNP)	1	51.00	127.50	2.50
REEF FISH	69	5349.65	8624.01	1.61
GIANT WRASSE	1	5.00	8.75	1.75
RABBITFISH (HITTING)	43	763.05	1400.63	1.84
RUDDERFISH (GUILLI)	3	95.25	123.18	1.29
EMPEROR (MAFUTE)	39	1158.05	2073.48	1.79
SQUIRRELFISH	16	284.50	438.77	1.54
PARROTFISH	25	603.50	925.97	1.53
SURGEONFISH	22	635.95	1029.51	1.62
UNICORNFISH	21	459.00	719.39	1.57
GOATFISH	23	256.25	416.83	1.63
TROLL FISH	7	1760.00	1788.60	1.02
BARRACUDA	3	105.75	123.33	1.17
DOLPHIN (MAHIMAHI)	20	884.50	1000.69	1.13
RAINBOW RUNNER	5	170.00	177.85	1.05
WAHOO	6	184.50	252.27	1.37
SKIPJACK TUNA	42	4510.85	4825.78	1.07
DOGTUOTH TUNA	5	266.00	382.00	1.44
YELLOWFIN TUNA	12	973.85	1167.90	1.20
LOBSTER	5	146.00	434.00	2.97
OCTOPUS	7	185.50	185.50	1.00
** SUBTOTAL **	400	19365.90	27328.51	

Table 8.3

CNMI FEBRUARY 1983 COMMERCIAL LANDINGS
FISH PURCHASES BY SPECIES

SPECIES	RECORDS	POUNDS	VALUE	AVE \$/#
-----	-----	-----	-----	-----
BIGEYE SCAD (ATULAI)	2	54.60	90.09	1.65
JACKS	8	133.90	226.74	1.69
MULLET	2	22.00	37.30	1.70
BOTTOM FISH	9	370.55	657.16	1.77
GROUPE	12	217.00	378.11	1.74
ONAGA (RED SNAPPER)	1	22.00	66.00	3.00
OPAKAPAKA (PINK SNP)	3	24.00	45.90	1.91
REEF FISH	54	6392.05	10499.12	1.64
GIANT WRASSE	2	33.00	56.40	1.71
RABBITFISH (HITTING)	30	820.60	1424.63	1.74
RUDDERFISH (GUILLI)	6	241.00	385.30	1.60
EMPEROR (MAFUTE)	43	690.25	1136.43	1.65
SQUIRRELFISH	8	49.00	82.05	1.67
PARROTFISH	34	677.40	1062.81	1.57
SURGEONFISH	36	627.80	1013.64	1.61
UNICORNFISH	21	452.55	725.97	1.60
GOATFISH	35	838.27	1364.14	1.63
TROLL FISH	11	1245.00	1303.85	1.05
BARRACUDA	1	10.00	13.50	1.35
DOLPHIN (MAHIMAHI)	67	3633.75	3632.88	1.00
MARLIN	2	72.00	72.40	1.01
RAINBOW RUNNER	4	19.25	21.20	1.10
WAHOO	3	55.00	76.25	1.39
SKIPJACK TUNA	140	20101.85	20653.71	1.03
DOGTOOTH TUNA	3	175.00	231.50	1.32
YELLOWFIN TUNA	14	1058.85	1136.28	1.07
LOBSTER	5	161.00	483.00	3.00
OCTOPUS	13	290.35	379.15	1.31
** SUBTOTAL **	569	38488.02	47255.51	

Table 8.4

CNMI MARCH 1983 COMMERCIAL LANDINGS
FISH PURCHASES BY SPECIES

SPECIES	RECORDS	POUNDS	VALUE	AVE \$/#
-----	-----	-----	-----	-----
BIGEYE SCAD (ATULAI)	2	14.67	25.01	1.70
JACKS	3	21.50	38.25	1.78
MULLET	2	10.00	17.70	1.77
BOTTOM FISH	9	323.50	570.83	1.76
GINDAI (FLOWER SNAP)	2	41.50	74.70	1.80
GROUPE	9	126.50	224.40	1.77
ONAGA (RED SNAPPER)	5	96.00	187.05	1.95
OPAKAPAKA (PINK SNP)	7	177.90	333.68	1.88
REEF FISH	42	5702.35	9523.38	1.67
GIANT WRASSE	1	23.70	42.66	1.80
RABBITFISH (HITTING)	16	225.47	419.36	1.86
RUDDERFISH (GUILLI)	8	284.45	456.97	1.61
EMPEROR (MAFUTE)	28	492.35	822.93	1.67
SQUIRRELFISH	8	137.30	189.92	1.38
PARROTFISH	20	169.00	250.67	1.48
SURGEONFISH	16	480.50	791.86	1.65
UNICORNFISH	11	209.42	333.65	1.59
GOATFISH	15	199.28	334.79	1.68
TROLL FISH	7	1252.50	1235.80	0.99
DOLPHIN (MAHIMAHI)	56	3568.35	3462.28	0.97
RAINBOW RUNNER	2	19.00	34.20	1.80
WAHOO	24	1947.10	2231.30	1.15
SKIPJACK TUNA	120	15442.60	15732.45	1.02
DOGTUOTH TUNA	1	13.00	16.90	1.30
YELLOWFIN TUNA	12	864.50	949.87	1.10
LOBSTER	1	22.50	73.13	3.25
OCTOPUS	6	112.50	145.40	1.29
** SUBTOTAL **	433	31977.44	38519.14	

Table 8.5

CNMI APRIL 1983 COMMERCIAL LANDINGS
FISH PURCHASES BY SPECIES

SPECIES	RECORDS	POUNDS	VALUE	AVE \$/#
JACKS	5	86.75	150.20	1.73
BOTTOM FISH	28	1608.50	2873.45	1.79
GINDAI (FLOWER SNAP)	3	34.00	60.60	1.78
GROUPE	9	146.50	228.95	1.56
ONAGA (RED SNAPPER)	3	16.00	28.60	1.79
OPAKAPAKA (PINK SNP)	4	79.00	139.10	1.76
REEF FISH	64	6035.25	9986.92	1.65
GIANT WRASSE	1	37.00	55.50	1.50
RABBITFISH (HITTING)	20	365.40	666.20	1.82
RUDDERFISH (GUILLI)	8	262.50	439.90	1.68
EMPEROR (MAFUTE)	35	654.50	1110.03	1.70
SQUIRRELFISH	5	437.60	701.27	1.60
PARROTFISH	17	267.75	417.85	1.56
SNAPPER	3	70.00	110.92	1.58
SURGEONFISH	17	264.30	466.02	1.76
UNICORNFISH	15	424.30	717.17	1.69
GOATFISH	12	150.80	234.85	1.56
TROLL FISH	3	423.50	389.50	0.92
BARRACUDA	1	50.00	30.00	0.60
DOLPHIN (MAHIMAHI)	22	1336.75	1402.96	1.05
WAHOO	16	978.50	1228.43	1.26
SKIPJACK TUNA	81	9416.75	9037.21	0.96
DOGTUOTH TUNA	7	360.00	457.90	1.27
YELLOWFIN TUNA	11	581.50	664.55	1.14
LOBSTER	22	572.75	1731.00	3.02
OCTOPUS	3	72.00	72.00	1.00
** SUBTOTAL **	415	24731.90	33401.08	

Table 8.6

CNMI MAY 1983 COMMERCIAL LANDINGS
FISH PURCHASES BY SPECIES

SPECIES	RECORDS	POUNDS	VALUE	AVE \$/#
-----	-----	-----	-----	-----
JACKS	1	42.00	63.00	1.50
BOTTOM FISH	13	589.50	1019.40	1.73
GINDAI (FLOWER SNAP)	1	21.00	37.80	1.80
GROUPE	6	72.00	120.80	1.68
REEF FISH	74	5949.95	9816.45	1.65
GIANT WRASSE	1	62.00	111.60	1.80
RABBITFISH (HITTING)	14	194.90	344.60	1.77
RUDDERFISH (GUILLI)	11	369.00	575.25	1.56
EMPEROR (MAFUTE)	24	621.00	1048.99	1.69
SQUIRRELFISH	2	117.00	187.20	1.60
PARROTFISH	13	452.30	716.71	1.58
SURGEONFISH	17	427.75	696.47	1.63
UNICORNFISH	16	283.50	473.89	1.67
GOATFISH	15	381.20	652.75	1.71
TROLL FISH	5	503.00	688.50	1.37
DOLPHIN (MAHIMAH)	12	793.00	858.90	1.08
SAILFISH	1	47.00	70.50	1.50
RAINBOW RUNNER	1	18.50	27.75	1.50
WAHOO	5	301.00	399.95	1.33
SKIPJACK TUNA	74	7811.80	6799.60	0.87
DOGTUOTH TUNA	2	16.00	16.00	1.00
YELLOWFIN TUNA	9	512.00	711.95	1.39
LOBSTER	19	420.25	1217.10	2.90
OCTOPUS	3	25.25	29.38	1.16
** SUBTOTAL **	339	20030.90	26684.54	

Table 8.7

CNMI JUNE 1983 COMMERCIAL LANDINGS
FISH PURCHASES BY SPECIES

SPECIES	RECORDS	POUNDS	VALUE	AVE \$/#
-----	-----	-----	-----	-----
BIGEYE SCAD (ATULAI)	1	187.00	187.00	1.00
JACKS	4	224.25	272.40	1.21
MULLET	2	92.80	98.50	1.06
BOTTOM FISH	13	515.80	890.57	1.73
GROUPE	5	24.00	42.00	1.75
ONAGA (RED SNAPPER)	1	104.00	286.00	2.75
OPAKAPAKA (PINK SNP)	1	25.00	62.50	2.50
REEF FISH	87	7385.50	12254.64	1.66
RABBITFISH (HITTING)	7	95.80	134.40	1.40
RUDDERFISH (GUILLI)	18	592.75	920.13	1.55
EMPEROR (MAFUTE)	15	475.95	835.29	1.75
SQUIRRELFISH	6	217.75	363.94	1.67
PARROTFISH	15	310.85	443.37	1.43
SURGEONFISH	6	69.50	117.00	1.68
UNICORNFISH	11	216.50	347.15	1.60
GOATFISH	8	63.00	110.00	1.75
TROLL FISH	1	114.00	171.00	1.50
DOLPHIN (MAHIMAHI)	9	202.25	198.50	0.98
RAINBOW RUNNER	2	175.00	213.50	1.22
WAHOO	2	86.50	129.75	1.50
SKIPJACK TUNA	71	7033.00	6401.80	0.91
DOGTOOTH TUNA	3	158.00	209.80	1.33
YELLOWFIN TUNA	16	1069.75	1358.33	1.27
LOBSTER	26	884.00	2672.25	3.02
OCTOPUS	7	52.00	52.75	1.01
** SUBTOTAL **	337	20374.95	28772.57	

Table 8.8

CNMI JULY 1983 COMMERCIAL LANDINGS
FISH PURCHASES BY SPECIES

SPECIES	RECORDS	POUNDS	VALUE	AVE \$/#
-----	-----	-----	-----	-----
BIGEYE SCAD (ATULAI)	3	82.50	142.13	1.72
MULLET	1	16.00	20.00	1.25
BOTTOM FISH	15	635.25	1092.39	1.72
GINDAI (FLOWER SNAP)	1	14.00	35.00	2.50
GROUPE	1	4.00	7.00	1.75
ONAGA (RED SNAPPER)	1	84.00	252.00	3.00
OPAKAPAKA (PINK SNP)	3	92.25	162.11	1.76
REEF FISH	71	7014.30	11314.12	1.61
RABBITFISH (HITTING)	9	111.50	186.26	1.67
RUDDERFISH (GUILLI)	4	340.00	507.75	1.49
EMPEROR (MAFUTE)	23	765.35	1251.62	1.64
SQUIRRELFISH	6	133.50	232.63	1.74
PARROTFISH	11	155.00	239.55	1.55
SURGEONFISH	6	58.00	100.00	1.72
UNICORNFISH	10	163.50	247.23	1.51
GOATFISH	6	115.00	205.65	1.79
TROLL FISH	4	512.00	679.50	1.33
DOLPHIN (MAHIMAHI)	4	65.75	73.75	1.12
MARLIN	3	686.00	734.00	1.07
RAINBOW RUNNER	4	288.25	361.63	1.25
WAHOO	8	183.75	234.53	1.28
SKIPJACK TUNA	70	7584.20	7620.43	1.00
DOGTUOTH TUNA	2	63.00	94.50	1.50
YELLOWFIN TUNA	19	1009.50	1300.75	1.29
LOBSTER	22	683.00	2026.50	2.97
OCTOPUS	7	119.25	141.88	1.19
** SUBTOTAL **	314	20978.85	29262.91	

Table 8.9

CNMI AUGUST 1983 COMMERCIAL LANDINGS
FISH PURCHASES BY SPECIES

SPECIES	RECORDS	POUNDS	VALUE	AVE \$/#
-----	-----	-----	-----	-----
BIGEYE SCAD (ATULAI)	21	611.50	1015.76	1.66
JACKS	1	100.00	125.00	1.25
MULLET	1	6.00	10.50	1.75
BOTTOM FISH	30	1839.25	3250.61	1.77
GROUPE	1	45.00	67.50	1.50
ONAGA (RED SNAPPER)	2	146.00	438.00	3.00
OPAKAPAKA (PINK SNP)	11	565.75	1039.78	1.84
REEF FISH	100	8902.35	14494.69	1.63
GIANT WRASSE	2	116.00	198.00	1.71
RABBITFISH (HITTING)	19	287.75	518.87	1.80
RUDDERFISH (GUILLI)	5	55.60	99.65	1.79
EMPEROR (MAFUTE)	14	228.25	387.79	1.70
SQUIRRELFISH	4	52.00	91.00	1.75
PARROTFISH	10	150.30	246.52	1.64
SNAPPER	1	70.00	115.50	1.65
SURGEONFISH	7	110.30	184.03	1.67
UNICORNFISH	9	176.00	294.21	1.67
GOATFISH	11	215.75	346.68	1.61
TROLL FISH	2	1643.00	1350.88	0.82
BARRACUDA	1	30.25	30.25	1.00
MARLIN	1	130.00	162.50	1.25
RAINBOW RUNNER	2	112.00	140.00	1.25
WAHOO	10	342.75	452.63	1.32
SKIPJACK TUNA	104	13564.70	12413.77	0.92
DOGTUOTH TUNA	3	212.00	314.16	1.48
YELLOWFIN TUNA	35	1518.25	1882.45	1.24
LOBSTER	22	628.25	1880.38	2.99
OCTOPUS	14	457.69	491.60	1.07
** SUBTOTAL **	443	32316.69	42042.71	

Table 8.10

CNMI SEPTEMBER 1983 COMMERCIAL LANDINGS
FISH PURCHASES BY SPECIES

SPECIES	RECORDS	POUNDS	VALUE	AVE \$/#
-----	-----	-----	-----	-----
BIGEYE SCAD (ATULAI)	1	15.50	23.25	1.50
MULLET	3	43.00	74.95	1.74
BOTTOM FISH	32	1559.75	2689.15	1.72
GINDAI (FLOWER SNAP)	1	59.00	147.50	2.50
GROUPE	1	9.00	15.75	1.75
ONAGA (RED SNAPPER)	3	253.00	773.00	3.06
OPAKAPAKA (PINK SNP)	2	77.00	184.50	2.40
REEF FISH	79	5970.69	9577.00	1.60
RABBITFISH (HITTING)	24	607.46	1138.02	1.87
RUDDERFISH (GUILLI)	3	56.00	89.60	1.60
EMPEROR (MAFUTE)	19	774.50	1276.83	1.65
SQUIRRELFISH	7	89.40	154.90	1.73
PARROTFISH	11	394.25	596.18	1.51
SURGEONFISH	7	179.00	288.65	1.61
UNICORNFISH	6	157.50	245.87	1.56
GOATFISH	4	64.80	102.65	1.58
MARLIN	7	1077.50	1171.05	1.09
RAINBOW RUNNER	1	3.25	3.25	1.00
WAHOO	10	298.00	373.65	1.25
SKIPJACK TUNA	129	17378.00	16497.37	0.95
DOGTOOTH TUNA	2	121.00	167.80	1.39
YELLOWFIN TUNA	51	3555.25	3867.29	1.09
LOBSTER	10	499.00	1497.00	3.00
OCTOPUS	19	359.35	461.87	1.29
** SUBTOTAL **	432	33601.20	41417.08	

Table 8.11

CNMI OCTOBER 1983 COMMERCIAL LANDINGS
FISH PURCHASES BY SPECIES

SPECIES	RECORDS	POUNDS	VALUE	AVE \$/#
-----	-----	-----	-----	-----
JACKS	1	1.80	3.06	1.70
MULLET	2	24.00	37.60	1.57
BOTTOM FISH	27	1620.75	2833.58	1.75
GINDAI (FLOWER SNAP)	2	37.00	64.50	1.74
GROUPE	7	361.00	504.20	1.40
ONAGA (RED SNAPPER)	2	25.00	78.50	3.14
OPAKAPAKA (PINK SNP)	4	506.00	786.84	1.56
REEF FISH	73	5547.55	8244.91	1.49
RABBITFISH (HITTING)	12	383.95	727.90	1.90
RUDDERFISH (GUILLI)	5	187.00	306.70	1.64
EMPEROR (MAFUTE)	26	654.55	1078.11	1.65
SQUIRRELFISH	7	60.30	102.51	1.70
PARROTFISH	8	363.50	546.18	1.50
SURGEONFISH	11	264.40	410.22	1.55
UNICORNFISH	8	222.10	340.33	1.53
GOATFISH	11	118.75	195.80	1.65
TROLL FISH	2	76.50	70.90	0.93
BARRACUDA	6	89.00	79.65	0.89
DOLPHIN (MAHIMAHI)	2	40.00	40.00	1.00
MARLIN	4	461.00	539.20	1.17
RAINBOW RUNNER	2	13.00	14.30	1.10
WAHOO	21	1373.00	1631.65	1.19
SKIPJACK TUNA	97	9894.50	9437.96	0.95
DOGTOOTH TUNA	3	163.00	226.75	1.39
YELLOWFIN TUNA	34	2241.75	2596.63	1.16
LOBSTER	9	247.75	747.50	3.02
OCTOPUS	5	97.00	118.00	1.22
** SUBTOTAL **	391	25074.15	31763.48	

Table 8.12

CNMI NOVEMBER 1983 COMMERCIAL LANDINGS
FISH PURCHASES BY SPECIES

SPECIES	RECORDS	POUNDS	VALUE	AVE \$/#
-----	-----	-----	-----	-----
BIGEYE SCAD (ATULAI)	3	20.00	30.00	1.50
JACKS	3	37.00	65.00	1.76
MULLET	3	41.00	66.10	1.61
BOTTOM FISH	11	581.75	993.68	1.71
GINDAI (FLOWER SNAP)	1	7.00	12.25	1.75
ONAGA (RED SNAPPER)	2	15.00	26.95	1.80
OPAKAPAKA (PINK SNP)	2	20.00	35.50	1.78
REEF FISH	84	6423.50	9568.78	1.49
RABBITFISH (HITTING)	22	866.00	1669.00	1.93
RUDDERFISH (GUILLI)	1	17.00	22.10	1.30
EMPEROR (MAFUTE)	21	513.20	876.99	1.71
PARROTFISH	9	280.50	428.88	1.53
SURGEONFISH	7	320.50	537.25	1.68
UNICORNFISH	7	165.75	237.60	1.43
GOATFISH	12	288.10	489.72	1.70
TROLL FISH	3	224.00	336.00	1.50
DOLPHIN (MAHIMAHI)	2	22.00	20.80	0.95
MARLIN	5	561.00	675.00	1.20
WAHOO	15	553.00	637.85	1.15
SKIPJACK TUNA	126	18175.45	17468.50	0.96
DOGTUOTH TUNA	2	295.00	401.25	1.36
YELLOWFIN TUNA	22	1385.50	1702.35	1.23
LOBSTER	7	129.00	387.00	3.00
OCTOPUS	6	177.00	219.75	1.24
** SUBTOTAL **	376	31118.25	36908.30	

Table 8.13

CNMI DECEMBER 1983 COMMERCIAL LANDINGS
FISH PURCHASES BY SPECIES

SPECIES	RECORDS	POUNDS	VALUE	AVE \$/#
-----	-----	-----	-----	-----
BIGEYE SCAD (ATULAI)	2	32.00	48.00	1.50
JACKS	1	15.20	25.84	1.70
BOTTOM FISH	11	695.50	1203.67	1.73
GROUPE	1	10.00	16.00	1.60
REEF FISH	105	7382.25	10894.50	1.48
RABBITFISH (HITTING)	51	1393.00	2863.96	2.06
RUDDERFISH (GUILLI)	2	42.00	64.50	1.54
EMPEROR (MAFUTE)	22	616.15	1012.42	1.64
SQUIRRELFISH	5	55.30	89.61	1.62
PARROTFISH	11	527.00	804.10	1.53
SURGEONFISH	4	127.00	205.40	1.62
UNICORNFISH	9	128.20	183.70	1.43
GOATFISH	11	214.67	358.81	1.67
TROLL FISH	11	1032.00	1357.15	1.32
BARRACUDA	6	64.25	56.80	0.88
DOLPHIN (MAHIMAHI)	15	604.50	625.25	1.03
MARLIN	1	42.00	46.20	1.10
WAHOO	15	705.00	812.40	1.15
SKIPJACK TUNA	114	15815.30	15544.08	0.98
DOGTOOTH TUNA	1	4.00	4.40	1.10
YELLOWFIN TUNA	29	2253.90	2469.34	1.10
LOBSTER	6	299.00	897.00	3.00
OCTOPUS	22	636.00	893.75	1.41
** SUBTOTAL **	455	32694.22	40476.88	
** 1983 TOTAL **	4904	330752.47	423832.71	

Figure 11.1

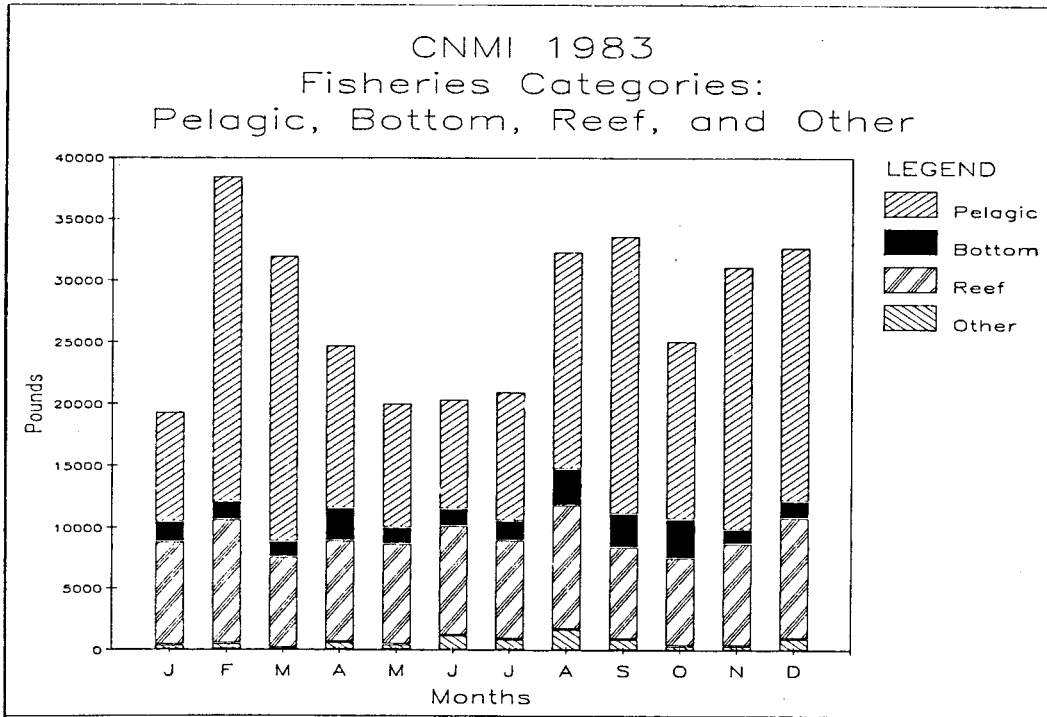


Figure 11.2

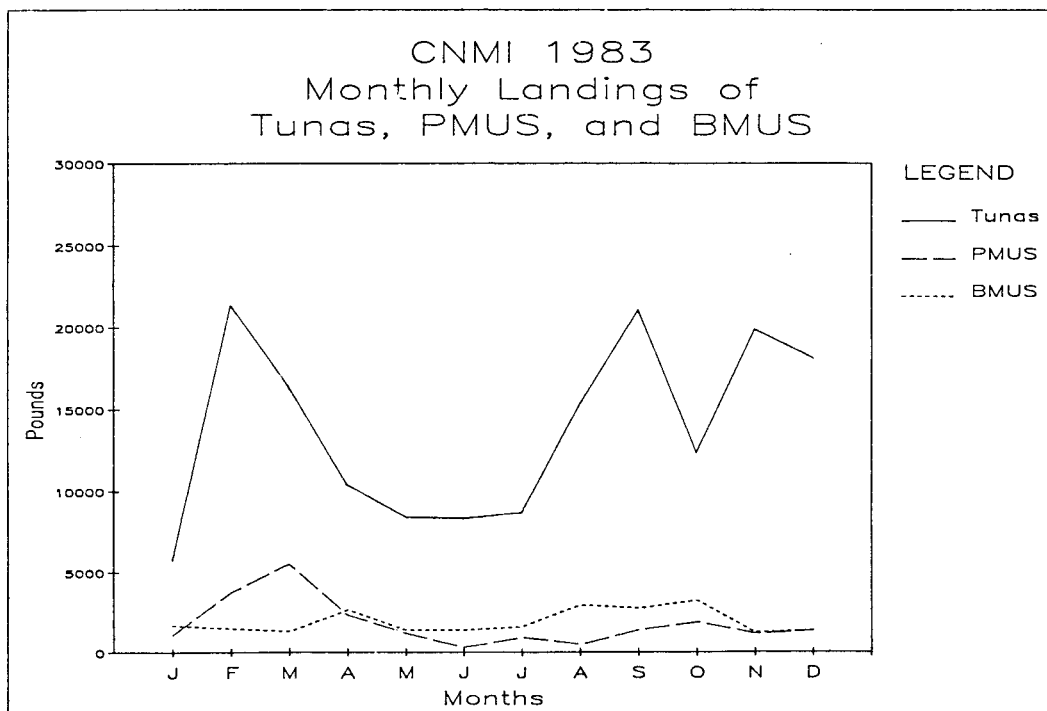


Figure 11.3

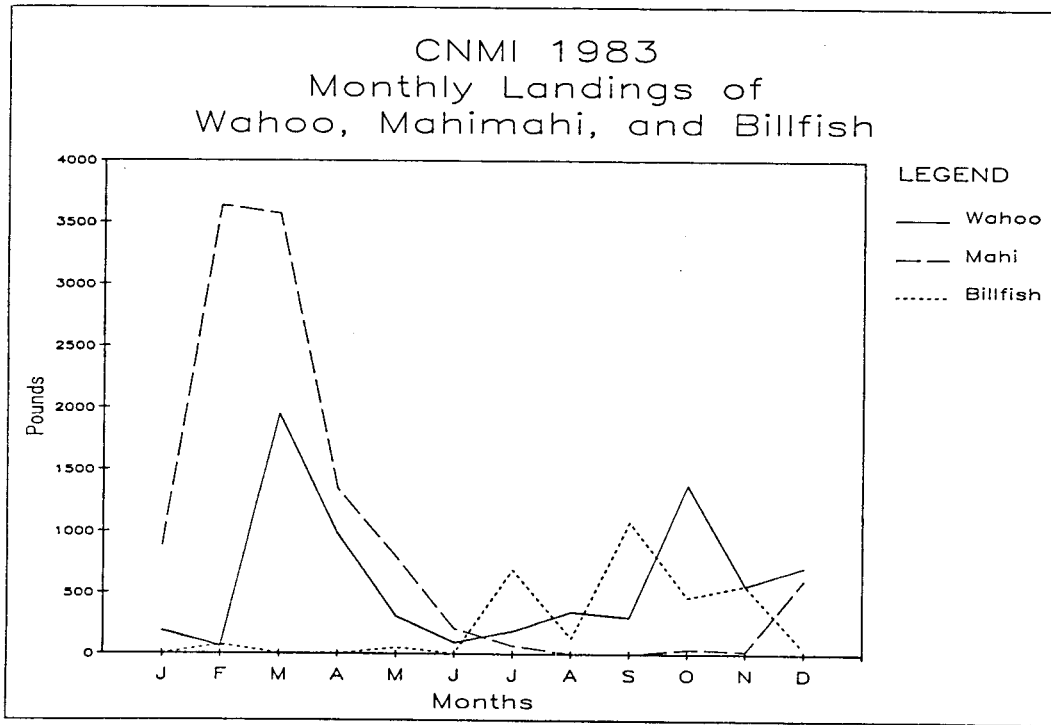


Figure 11.4

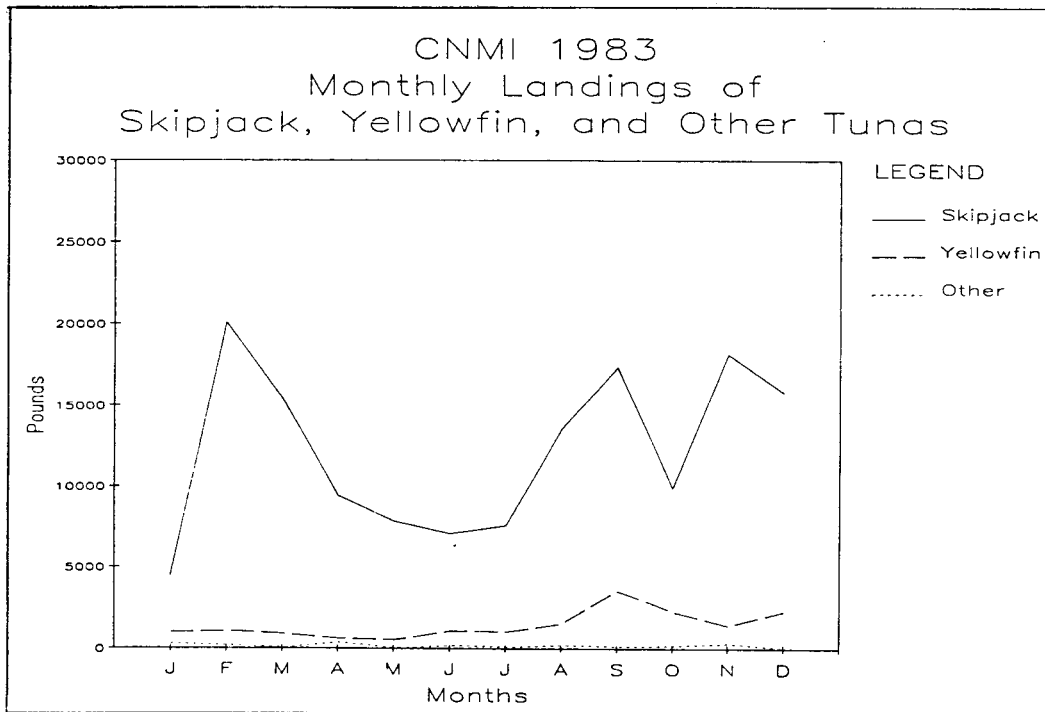


Table 9.1

CNMI 1984 ANNUAL COMMERCIAL LANDINGS
FISH PURCHASES BY SPECIES

SPECIES	RECORDS	POUNDS	VALUE	AVE \$/#
BIGEYE SCAD (ATULAI)	20	861.00	1511.65	1.76
JACKS	18	724.50	1194.23	1.65
MULLET	16	467.25	756.96	1.62
BOTTOM FISH	272	16777.00	29665.84	1.77
GINDAI (FLOWER SNAP)	19	638.50	1255.77	1.97
GROUPEE	47	2512.90	3300.30	1.31
ONAGA (RED SNAPPER)	26	820.80	2075.36	2.53
OPAKAPAKA (PINK SNP)	22	1311.00	2560.00	1.95
REEF FISH	1022	104461.44	158936.82	1.52
GIANT WRASSE	8	646.25	741.79	1.15
RABBITFISH (HITTING)	338	7833.70	15278.26	1.95
RUDDERFISH (GUILLI)	30	756.00	1225.23	1.62
EMPEROR (MAFUTE)	236	11139.60	18953.45	1.70
SQUIRRELFISH	18	550.10	855.60	1.56
PARROTFISH	115	3771.05	5687.17	1.51
SNAPPER	2	207.00	323.70	1.56
SURGEONFISH	71	1701.20	2622.42	1.54
UNICORNFISH	73	2374.90	3748.45	1.58
GOATFISH	55	1391.95	2211.71	1.59
TROLL FISH	16	2591.00	3648.75	1.41
BARRACUDA	8	229.00	175.55	0.77
DOLPHIN (MAHIMAH)	128	6090.90	6025.96	0.99
MARLIN	12	1235.00	1393.85	1.13
RAINBOW RUNNER	14	527.25	614.65	1.17
WAHOO	179	11269.50	14215.29	1.26
SKIPJACK TUNA	1557	232674.70	217387.17	0.93
DOGTUOTH TUNA	40	2627.50	2867.50	1.09
YELLOWFIN TUNA	232	15664.23	17874.49	1.14
LOBSTER	280	10295.00	30977.98	3.01
OCTOPUS	101	2404.85	3109.43	1.29
SQUID	1	3.50	5.60	1.60
** 1984 TOTAL **	4976	444558.57	551200.93	

Table 9.2

CNMI JANUARY 1984 COMMERCIAL LANDINGS
FISH PURCHASES BY SPECIES

SPECIES	RECORDS	POUNDS	VALUE	AVE \$/#
-----	-----	-----	-----	-----
BIGEYE SCAD (ATULAI)	1	28.00	42.00	1.50
BOTTOM FISH	18	1133.75	2001.68	1.77
GINDAI (FLOWER SNAP)	4	46.00	90.15	1.96
GROUPE	1	200.00	320.00	1.60
ONAGA (RED SNAPPER)	2	20.00	34.25	1.71
OPAKAPAKA (PINK SNP)	4	32.00	55.80	1.74
REEF FISH	77	6013.25	9147.78	1.52
GIANT WRASSE	2	157.75	123.94	0.79
RABBITFISH (HITTING)	44	824.75	1675.43	2.03
RUDDERFISH (GUILLI)	2	34.00	56.65	1.67
EMPEROR (MAFUTE)	14	418.25	700.90	1.68
SQUIRRELFISH	2	21.10	35.87	1.70
PARROTFISH	11	176.05	263.51	1.50
SURGEONFISH	4	221.50	354.95	1.60
UNICORNFISH	9	113.40	176.80	1.56
GOATFISH	6	148.25	240.70	1.62
TROLL FISH	2	299.00	448.50	1.50
BARRACUDA	1	20.50	16.40	0.80
DOLPHIN (MAHIMAHI)	10	443.00	477.40	1.08
RAINBOW RUNNER	1	80.00	100.00	1.25
WAHOO	10	328.00	384.60	1.17
SKIPJACK TUNA	100	15044.40	14960.65	0.99
DOGTOOTH TUNA	3	216.25	221.75	1.03
YELLOWFIN TUNA	12	545.00	635.49	1.17
LOBSTER	12	288.00	864.00	3.00
OCTOPUS	9	192.25	264.38	1.38
** SUBTOTAL **	361	27044.45	33693.58	

Table 9.3

CNMI FEBRUARY 1984 COMMERCIAL LANDINGS
FISH PURCHASES BY SPECIES

SPECIES	RECORDS	POUNDS	VALUE	AVE \$/#
-----	-----	-----	-----	-----
JACKS	2	20.00	34.00	1.70
MULLET	3	57.00	94.25	1.65
BOTTOM FISH	3	191.00	324.35	1.70
GROUPE	1	21.00	30.45	1.45
REEF FISH	53	6342.75	10133.57	1.60
GIANT WRASSE	1	42.50	68.00	1.60
RABBITFISH (HITTING)	35	717.75	1431.99	2.00
RUDDERFISH (GUILLI)	2	13.00	19.50	1.50
EMPEROR (MAFUTE)	15	629.35	1123.19	1.78
SQUIRRELFISH	2	66.75	103.93	1.56
PARROTFISH	14	241.50	381.52	1.58
SURGEONFISH	4	30.30	49.46	1.63
UNICORNFISH	2	14.50	24.35	1.68
GOATFISH	3	18.20	27.65	1.52
TROLL FISH	4	475.50	475.50	1.00
BARRACUDA	2	124.00	93.00	0.75
DOLPHIN (MAHIMAHI)	34	2007.80	2043.96	1.02
RAINBOW RUNNER	1	44.25	44.25	1.00
WAHOO	13	393.00	526.72	1.34
SKIPJACK TUNA	95	11762.10	12360.19	1.05
DOGTUOTH TUNA	3	106.00	117.90	1.11
YELLOWFIN TUNA	27	1203.00	1349.00	1.12
LOBSTER	18	308.50	948.00	3.07
OCTOPUS	3	44.00	52.00	1.18
** SUBTOTAL **	340	24873.75	31856.73	

Table 9.4

CNMI MARCH 1984 COMMERCIAL LANDINGS
FISH PURCHASES BY SPECIES

SPECIES	RECORDS	POUNDS	VALUE	AVE \$/#
-----	-----	-----	-----	-----
JACKS	3	130.00	187.40	1.44
MULLET	3	43.00	60.15	1.40
BOTTOM FISH	4	128.00	219.50	1.71
GINDAI (FLOWER SNAP)	5	159.00	334.30	2.10
GROUPEE	8	421.00	507.95	1.21
ONAGA (RED SNAPPER)	3	69.75	194.06	2.78
OPAKAPAKA (PINK SNP)	3	112.00	204.00	1.82
REEF FISH	93	7546.15	12101.14	1.60
RABBITFISH (HITTING)	51	1070.50	2081.60	1.94
RUDDERFISH (GUILLI)	6	122.50	187.75	1.53
EMPEROR (MAFUTE)	34	959.75	1623.84	1.69
SQUIRRELFISH	4	84.25	134.80	1.60
PARROTFISH	21	733.20	1064.81	1.45
SURGEONFISH	19	287.20	448.62	1.56
UNICORNFISH	10	286.00	450.25	1.57
GOATFISH	11	381.75	627.62	1.64
DOLPHIN (MAHIMAHI)	38	1656.00	1489.08	0.90
MARLIN	1	22.00	22.00	1.00
WAHOO	12	1764.25	2416.25	1.37
SKIPJACK TUNA	181	24887.45	25346.24	1.02
DOGTUOTH TUNA	7	709.75	743.75	1.05
YELLOWFIN TUNA	15	1059.25	1187.75	1.12
LOBSTER	15	404.75	1214.25	3.00
OCTOPUS	5	72.00	94.00	1.31
** SUBTOTAL **	552	43109.50	52941.11	

Table 9.5

CNMI APRIL 1984 COMMERCIAL LANDINGS
FISH PURCHASES BY SPECIES

SPECIES	RECORDS	POUNDS	VALUE	AVE \$/#
JACKS	1	38.00	95.00	2.50
MULLET	2	18.00	22.50	1.25
BOTTOM FISH	34	1927.50	3470.83	1.80
GINDAI (FLOWER SNAP)	3	240.00	453.00	1.89
GROUPE	9	203.00	334.95	1.65
ONAGA (RED SNAPPER)	1	12.00	36.00	3.00
OPAKAPAKA (PINK SNP)	1	52.00	104.00	2.00
REEF FISH	108	10275.89	15639.55	1.52
RABBITFISH (HITTING)	39	940.55	1873.43	1.99
RUDDERFISH (GUILLI)	3	58.00	96.30	1.66
EMPEROR (MAFUTE)	36	2132.25	3678.21	1.73
SQUIRRELFISH	4	125.00	148.20	1.19
PARROTFISH	11	508.00	787.85	1.55
SURGEONFISH	8	69.20	104.91	1.52
UNICORNFISH	5	276.50	449.03	1.62
GOATFISH	2	18.00	25.00	1.39
DOLPHIN (MAHIMAHI)	15	750.25	822.67	1.10
MARLIN	5	468.00	399.85	0.85
RAINBOW RUNNER	1	9.00	13.50	1.50
WAHOO	19	1173.00	1396.15	1.19
SKIPJACK TUNA	174	34861.66	31955.98	0.92
DOGTOOTH TUNA	6	371.00	450.30	1.21
YELLOWFIN TUNA	14	749.50	904.23	1.21
LOBSTER	18	703.20	2120.70	3.02
OCTOPUS	7	80.75	100.50	1.24
** SUBTOTAL **	526	56060.25	65482.64	

Table 9.6

CNMI MAY 1984 COMMERCIAL LANDINGS
FISH PURCHASES BY SPECIES

SPECIES	RECORDS	POUNDS	VALUE	AVE \$/#
-----	-----	-----	-----	-----
JACKS	2	70.00	112.50	1.61
MULLET	1	157.00	274.75	1.75
BOTTOM FISH	43	2656.50	4711.85	1.77
GINDAI (FLOWER SNAP)	1	24.00	39.60	1.65
GROUPE	10	346.00	474.35	1.37
OPAKAPAKA (PINK SNP)	1	34.00	76.50	2.25
REEF FISH	61	6175.00	9325.30	1.51
GIANT WRASSE	1	43.00	53.75	1.25
RABBITFISH (HITTING)	21	674.40	1322.05	1.96
RUDDERFISH (GUILLI)	6	194.00	329.00	1.70
EMPEROR (MAFUTE)	40	1591.50	2814.06	1.77
SQUIRRELFISH	1	50.00	87.50	1.75
PARROTFISH	17	695.30	1121.96	1.61
SURGEONFISH	5	148.00	231.90	1.57
UNICORNFISH	16	717.25	1178.08	1.64
GOATFISH	8	216.00	369.50	1.71
BARRACUDA	1	6.00	4.80	0.80
DOLPHIN (MAHIMAHI)	2	188.50	158.50	0.84
RAINBOW RUNNER	3	119.50	164.25	1.37
WAHOO	9	286.50	355.85	1.24
SKIPJACK TUNA	158	24343.75	21303.22	0.88
DOGTUOTH TUNA	4	96.00	119.25	1.24
YELLOWFIN TUNA	15	1701.75	1924.75	1.13
LOBSTER	23	1162.50	3487.50	3.00
OCTOPUS	5	76.00	91.50	1.20
** SUBTOTAL **	454	41772.45	50132.27	

Table 9.7

CNMI JUNE 1984 COMMERCIAL LANDINGS
FISH PURCHASES BY SPECIES

SPECIES	RECORDS	POUNDS	VALUE	AVE \$/#
BIGEYE SCAD (ATULAI)	1	91.00	145.60	1.60
JACKS	2	104.00	139.00	1.34
BOTTOM FISH	32	2097.50	3645.26	1.74
GROUPE	1	16.00	24.00	1.50
ONAGA (RED SNAPPER)	2	35.00	78.00	2.23
OPAKAPAKA (PINK SNP)	1	20.00	33.00	1.65
REEF FISH	91	8590.35	13202.90	1.54
RABBITFISH (HITTING)	16	356.75	659.55	1.85
RUDDERFISH (GUILLI)	2	29.00	52.15	1.80
EMPEROR (MAFUTE)	21	1434.75	2246.40	1.57
SQUIRRELFISH	1	15.00	24.00	1.60
PARROTFISH	4	70.00	92.00	1.31
SNAPPER	1	75.00	112.50	1.50
SURGEONFISH	5	142.00	146.40	1.03
UNICORNFISH	7	183.25	256.56	1.40
GOATFISH	2	55.00	68.75	1.25
RAINBOW RUNNER	2	76.00	69.80	0.92
WAHOO	4	123.00	129.30	1.05
SKIPJACK TUNA	143	21923.50	18944.10	0.86
YELLOWFIN TUNA	23	2329.00	2371.30	1.02
LOBSTER	41	1464.75	4429.25	3.02
OCTOPUS	5	144.75	162.00	1.12
** SUBTOTAL **	407	39375.60	47031.82	

Table 9.8

CNMI JULY 1984 COMMERCIAL LANDINGS
FISH PURCHASES BY SPECIES

SPECIES	RECORDS	POUNDS	VALUE	AVE \$/#
BIGEYE SCAD (ATULAI)	5	149.00	266.40	1.79
JACKS	1	26.00	18.20	0.70
BOTTOM FISH	42	2417.25	4134.49	1.71
GINDAI (FLOWER SNAP)	1	4.00	6.80	1.70
GROUPE	1	31.00	46.50	1.50
ONAGA (RED SNAPPER)	4	57.05	116.05	2.03
OPAKAPAKA (PINK SNP)	1	6.00	10.20	1.70
REEF FISH	99	9885.25	14571.00	1.47
RABBITFISH (HITTING)	12	304.25	627.05	2.06
RUDDERFISH (GUILLI)	1	15.00	18.75	1.25
EMPEROR (MAFUTE)	16	645.50	1074.58	1.66
PARROTFISH	6	169.50	235.00	1.39
SURGEONFISH	3	65.00	88.00	1.35
UNICORNFISH	3	40.75	52.63	1.29
GOATFISH	1	20.00	30.00	1.50
RAINBOW RUNNER	3	27.00	27.00	1.00
WAHOO	2	29.00	34.60	1.19
SKIPJACK TUNA	123	18270.60	15541.92	0.85
YELLOWFIN TUNA	23	1310.10	1479.40	1.13
LOBSTER	41	1429.75	4311.25	3.02
OCTOPUS	7	470.00	655.75	1.40
** SUBTOTAL **	395	35372.00	43345.57	

Table 9.9

CNMI AUGUST 1984 COMMERCIAL LANDINGS
FISH PURCHASES BY SPECIES

SPECIES	RECORDS	POUNDS	VALUE	AVE \$/#
BIGEYE SCAD (ATULAI)	3	102.00	159.15	1.56
JACKS	1	77.00	134.75	1.75
BOTTOM FISH	26	1929.75	3546.86	1.84
GROUPEr	3	334.00	430.00	1.29
ONAGA (RED SNAPPER)	4	155.00	423.50	2.73
OPAKAPAKA (PINK SNP)	1	378.00	756.00	2.00
REEF FISH	77	8698.25	13126.65	1.51
RABBITFISH (HITTING)	11	211.75	414.75	1.96
EMPEROR (MAFUTE)	14	822.00	1354.55	1.65
SQUIRRELFISH	2	56.00	90.30	1.61
PARROTFISH	5	107.00	133.75	1.25
SNAPPER	1	132.00	211.20	1.60
SURGEONFISH	2	37.00	46.25	1.25
UNICORNFISH	4	102.75	135.38	1.32
GOATFISH	2	35.50	50.98	1.44
TROLL FISH	2	627.00	940.50	1.50
DOLPHIN (MAHIMAHI)	1	87.00	87.00	1.00
MARLIN	2	335.00	446.25	1.33
WAHOO	8	313.50	340.88	1.09
SKIPJACK TUNA	149	25423.75	21742.39	0.86
DOGTOOTH TUNA	5	335.00	322.50	0.96
YELLOWFIN TUNA	25	1755.25	1891.28	1.08
LOBSTER	31	1364.75	4116.50	3.02
OCTOPUS	14	312.75	356.76	1.14
SQUID	1	3.50	5.60	1.60
** SUBTOTAL **	394	43735.50	51263.73	

Table 9.10

CNMI SEPTEMBER 1984 COMMERCIAL LANDINGS
FISH PURCHASES BY SPECIES

SPECIES	RECORDS	POUNDS	VALUE	AVE \$/#
BIGEYE SCAD (ATULAI)	3	149.00	282.00	1.89
MULLET	2	83.25	134.36	1.61
BOTTOM FISH	34	2266.00	3941.76	1.74
GINDAI (FLOWER SNAP)	4	150.00	295.50	1.97
GROUPE	6	554.00	607.50	1.10
ONAGA (RED SNAPPER)	7	406.00	1028.50	2.53
OPAKAPAKA (PINK SNP)	2	20.00	34.00	1.70
REEF FISH	78	10885.00	16198.43	1.49
GIANT WRASSE	2	281.00	299.60	1.07
RABBITFISH (HITTING)	27	828.25	1565.46	1.89
RUDDERFISH (GUILLI)	1	50.00	82.50	1.65
EMPEROR (MAFUTE)	23	1157.50	2066.17	1.79
PARROTFISH	7	141.25	186.23	1.32
SURGEONFISH	2	74.25	126.80	1.71
UNICORNFISH	3	67.00	83.75	1.25
GOATFISH	2	40.00	56.25	1.41
BARRACUDA	1	31.00	15.50	0.50
MARLIN	1	145.00	181.25	1.25
RAINBOW RUNNER	1	55.50	83.25	1.50
WAHOO	10	1024.00	1389.35	1.36
SKIPJACK TUNA	121	17368.49	16321.94	0.94
DOGTUOTH TUNA	6	570.50	647.95	1.14
YELLOWFIN TUNA	26	1591.03	1868.61	1.17
LOBSTER	26	1782.25	5326.88	2.99
OCTOPUS	10	291.75	334.58	1.15
** SUBTOTAL **	405	40012.02	53158.12	

Table 9.11

CNMI OCTOBER 1984 COMMERCIAL LANDINGS
FISH PURCHASES BY SPECIES

SPECIES	RECORDS	POUNDS	VALUE	AVE \$/#
BIGEYE SCAD (ATULAI)	2	84.00	150.50	1.79
JACKS	6	259.50	473.38	1.82
BOTTOM FISH	14	693.00	1274.90	1.84
GROUPEr	4	286.90	383.35	1.34
ONAGA (RED SNAPPER)	3	66.00	165.00	2.50
OPAKAPAKA (PINK SNP)	6	511.00	1004.75	1.97
REEF FISH	103	11201.20	16501.82	1.47
GIANT WRASSE	1	34.00	42.50	1.25
RABBITFISH (HITTING)	27	723.75	1445.25	2.00
RUDDERFISH (GUILLI)	2	50.50	84.63	1.68
EMPEROR (MAFUTE)	9	611.00	1031.95	1.69
SQUIRRELFISH	1	62.00	108.50	1.75
PARROTFISH	6	263.00	408.25	1.55
SURGEONFISH	5	169.75	262.69	1.55
UNICORNFISH	4	176.00	291.95	1.66
GOATFISH	6	120.00	160.75	1.34
TROLL FISH	2	417.00	625.50	1.50
BARRACUDA	2	31.00	31.00	1.00
DOLPHIN (MAHIMAHI)	1	30.60	30.60	1.00
MARLIN	3	265.00	344.50	1.30
RAINBOW RUNNER	2	116.00	112.60	0.97
WAHOO	54	4011.85	4873.24	1.21
SKIPJACK TUNA	82	9765.50	9477.45	0.97
DOGTOOTH TUNA	4	163.00	184.10	1.13
YELLOWFIN TUNA	25	1893.00	2365.81	1.25
LOBSTER	27	821.00	2463.00	3.00
OCTOPUS	14	356.00	489.26	1.37
** SUBTOTAL **	415	33181.55	44787.23	

Table 9.12

CNMI NOVEMBER 1984 COMMERCIAL LANDINGS
FISH PURCHASES BY SPECIES

SPECIES	RECORDS	POUNDS	VALUE	AVE \$/#
BIGEYE SCAD (ATULAI)	2	221.00	392.00	1.77
MULLET	4	79.00	125.95	1.59
BOTTOM FISH	7	492.00	848.55	1.72
GROUPE	1	25.00	43.75	1.75
OPAKAPAKA (PINK SNP)	1	105.00	210.00	2.00
REEF FISH	85	10037.45	14914.81	1.49
GIANT WRASSE	1	88.00	154.00	1.75
RABBITFISH (HITTING)	28	583.75	1144.00	1.96
RUDDERFISH (GUILLI)	4	90.00	148.00	1.64
EMPEROR (MAFUTE)	4	249.50	422.70	1.69
SQUIRRELFISH	1	70.00	122.50	1.75
PARROTFISH	7	460.25	689.38	1.50
SURGEONFISH	5	185.00	313.64	1.70
UNICORNFISH	5	190.50	315.02	1.65
GOATFISH	6	132.75	222.04	1.67
TROLL FISH	4	354.00	531.00	1.50
BARRACUDA	1	16.50	14.85	0.90
DOLPHIN (MAHIMAHI)	3	96.00	96.00	1.00
WAHOO	20	988.15	1223.41	1.24
SKIPJACK TUNA	109	16733.25	17047.27	1.02
DOGTUOTH TUNA	1	40.00	40.00	1.00
YELLOWFIN TUNA	14	912.35	1109.77	1.22
LOBSTER	12	281.80	845.40	3.00
OCTOPUS	13	251.70	317.13	1.26
** SUBTOTAL **	338	32682.95	41291.17	

Table 9.13

CNMI DECEMBER 1984 COMMERCIAL LANDINGS
FISH PURCHASES BY SPECIES

SPECIES	RECORDS	POUNDS	VALUE	AVE \$/#
BIGEYE SCAD (ATULAI)	3	37.00	74.00	2.00
MULLET	1	30.00	45.00	1.50
BOTTOM FISH	15	844.75	1545.81	1.83
GINDAI (FLOWER SNAP)	1	15.50	36.42	2.35
GROUPEE	2	75.00	97.50	1.30
OPAKAPAKA (PINK SNP)	1	41.00	71.75	1.75
REEF FISH	97	8810.90	14073.87	1.60
RABBITFISH (HITTING)	27	597.25	1037.70	1.74
RUDDERFISH (GUILLI)	1	100.00	150.00	1.50
EMPEROR (MAFUTE)	10	488.25	816.90	1.67
PARROTFISH	6	206.00	322.91	1.57
SURGEONFISH	9	272.00	448.80	1.65
UNICORNFISH	5	207.00	334.65	1.62
GOATFISH	6	206.50	332.47	1.61
TROLL FISH	2	418.50	627.75	1.50
DOLPHIN (MAHIMAHI)	24	831.75	820.75	0.99
WAHOO	18	835.25	1144.94	1.37
SKIPJACK TUNA	122	12290.25	12385.82	1.01
DOGTUOTH TUNA	1	20.00	20.00	1.00
YELLOWFIN TUNA	13	615.00	787.10	1.28
LOBSTER	16	283.75	851.25	3.00
OCTOPUS	9	112.90	191.57	1.70
** SUBTOTAL **	389	27338.55	36216.96	
** 1984 TOTAL **	4976	444558.57	551200.93	

Figure 12.1

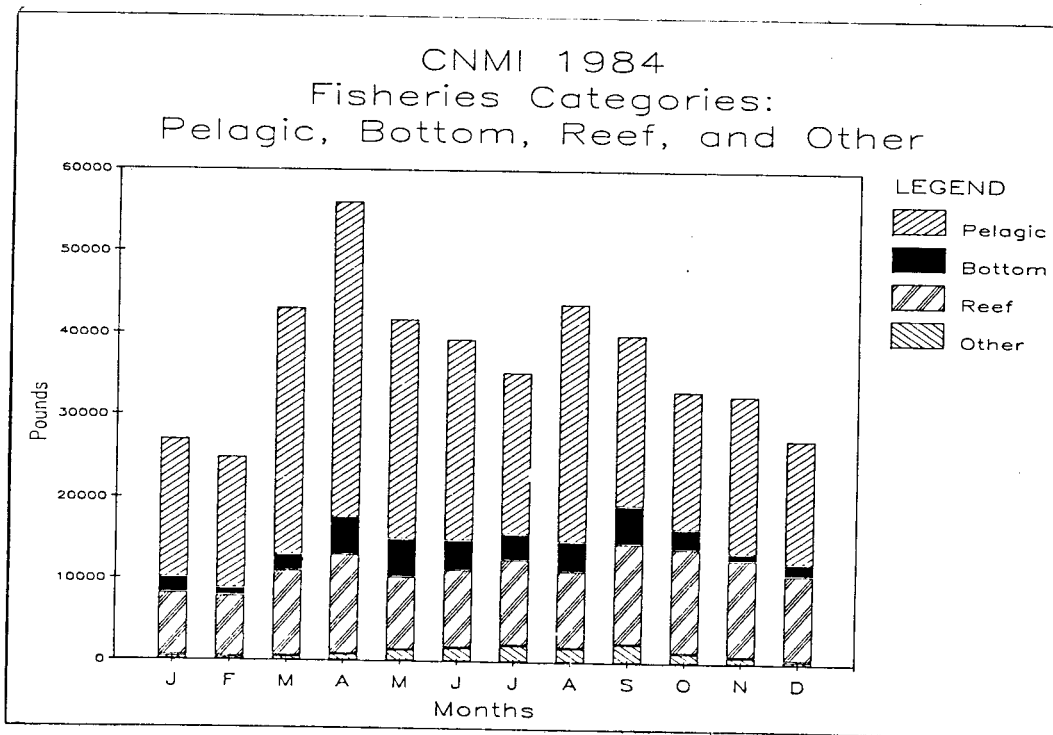


Figure 12.2

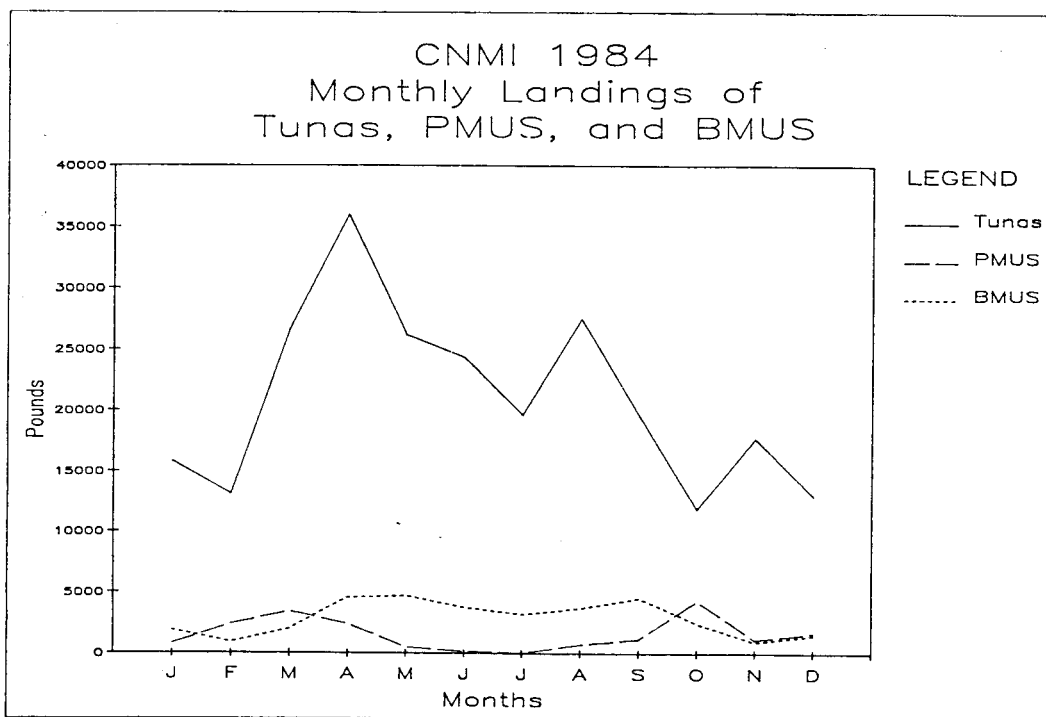


Figure 12.3

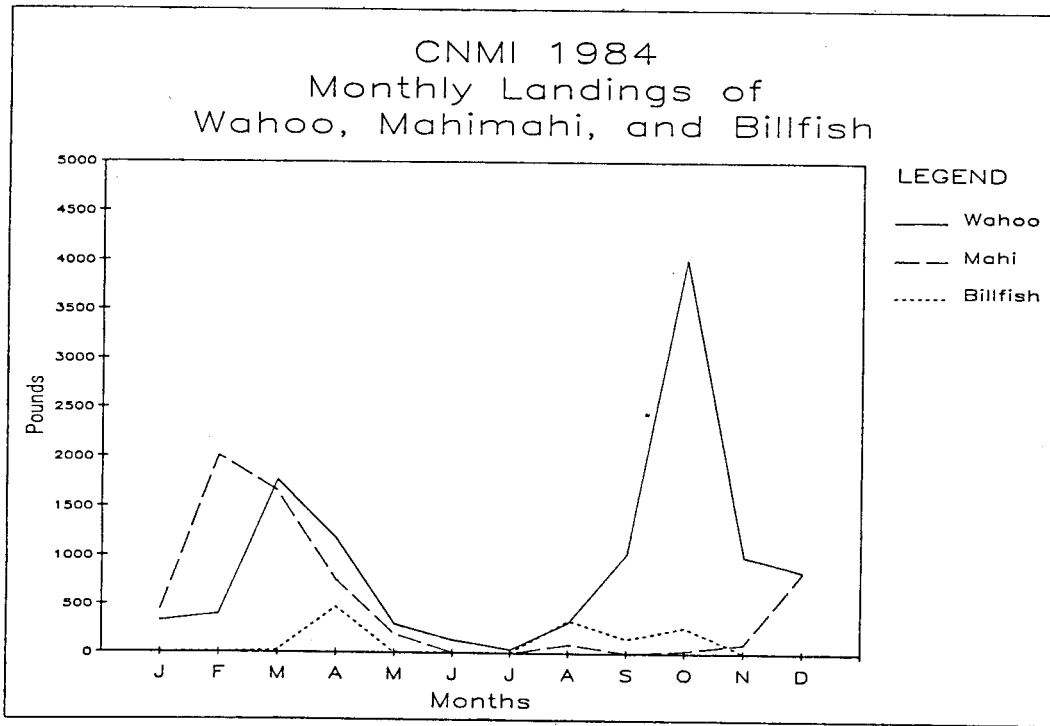


Figure 12.4

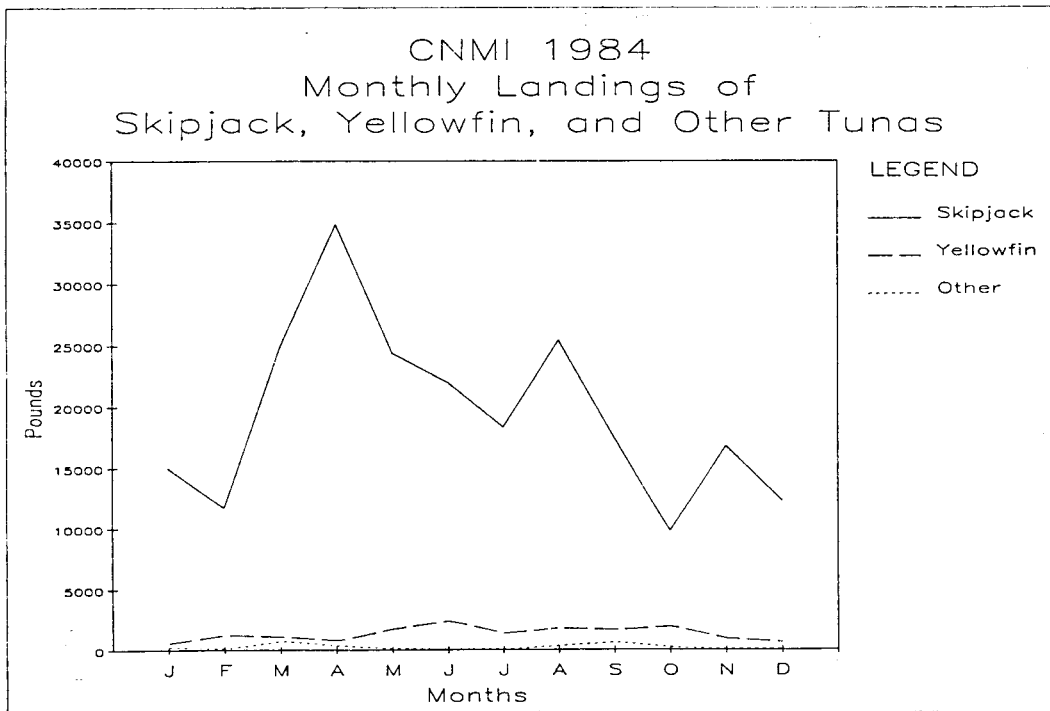


Figure 13.1

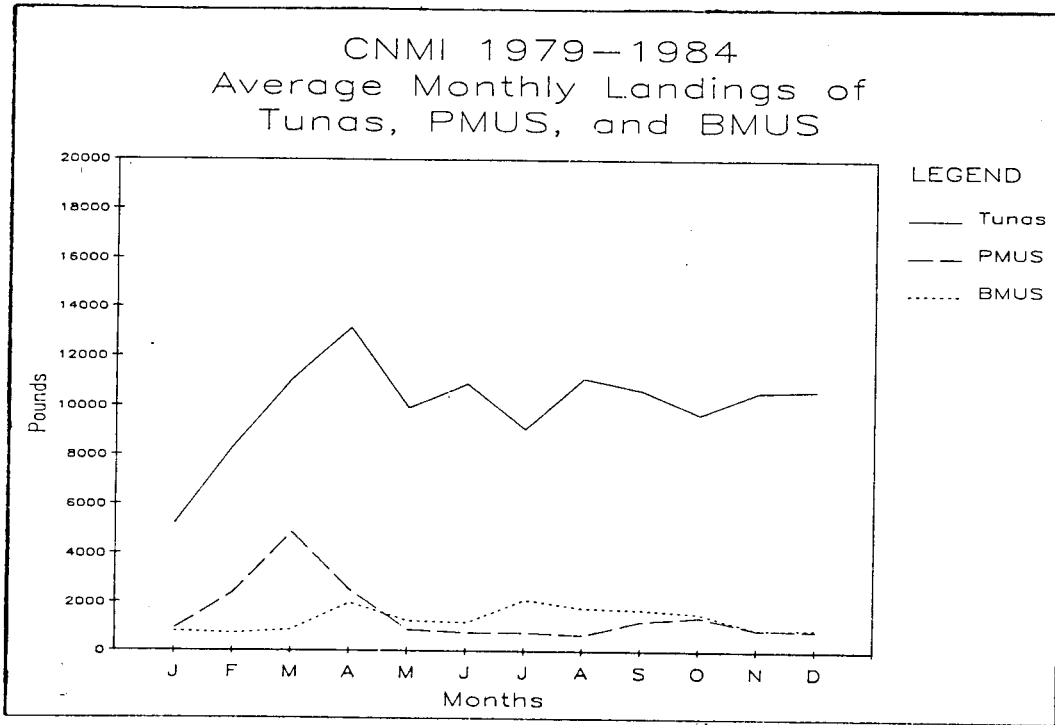


Figure 13.2

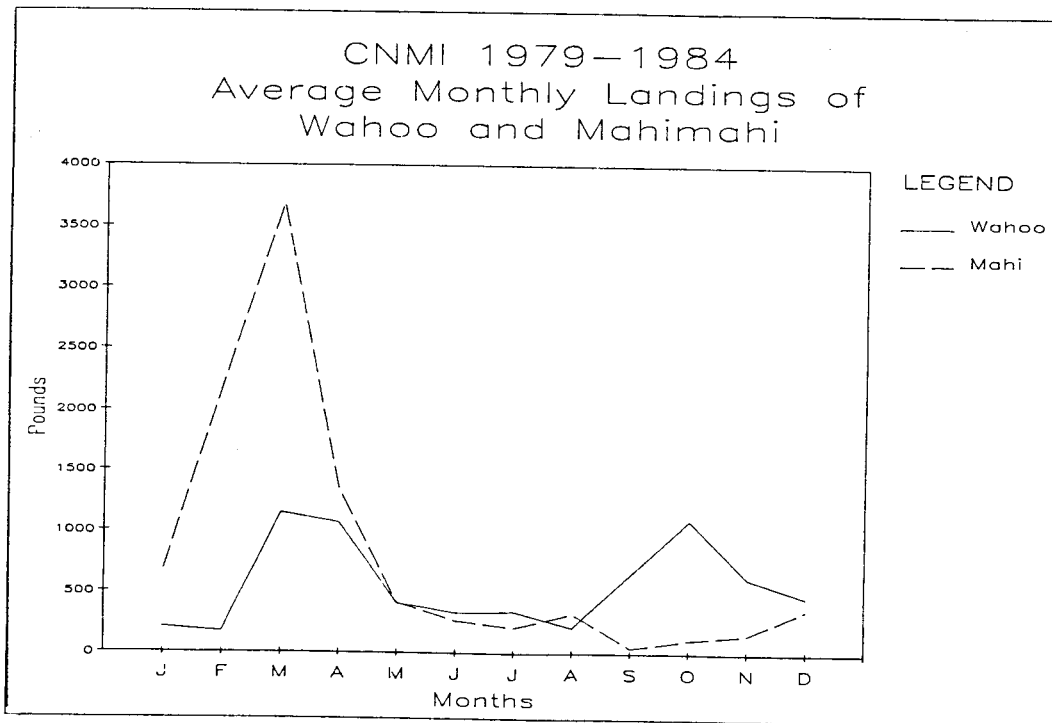


Figure 13.3

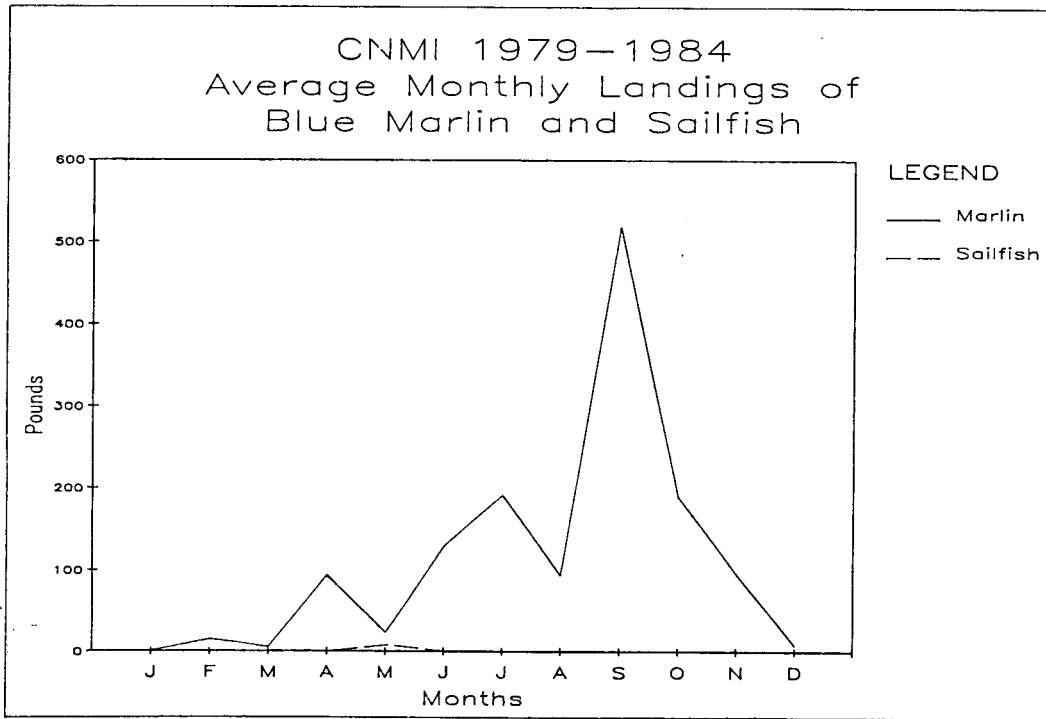


Figure 13.4

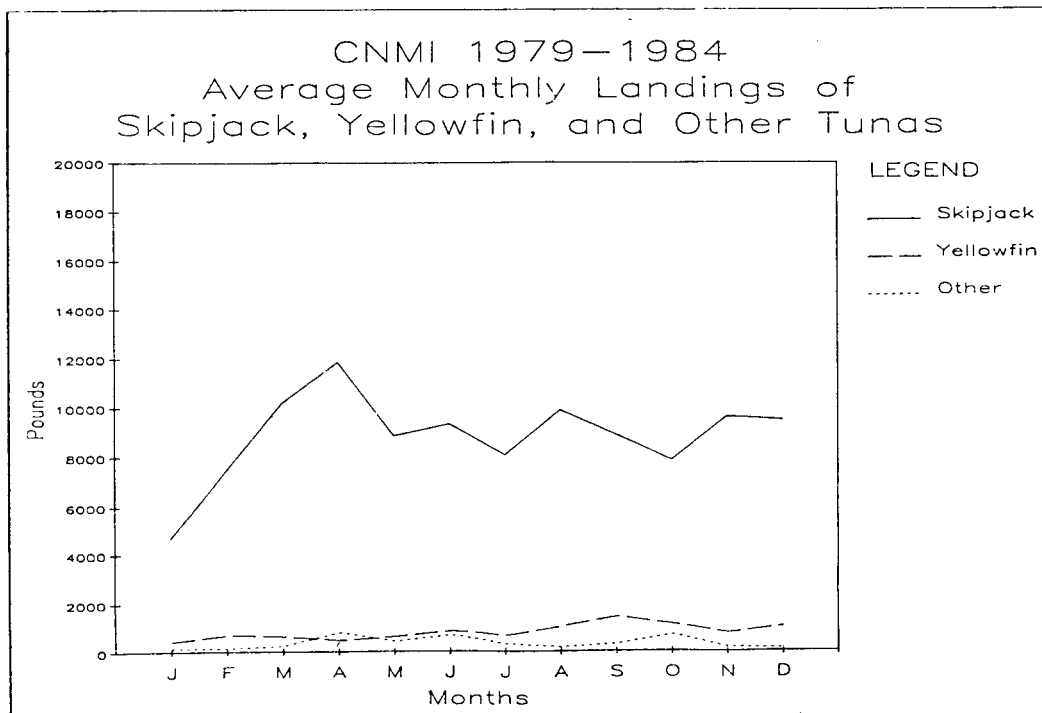


Figure 13.5

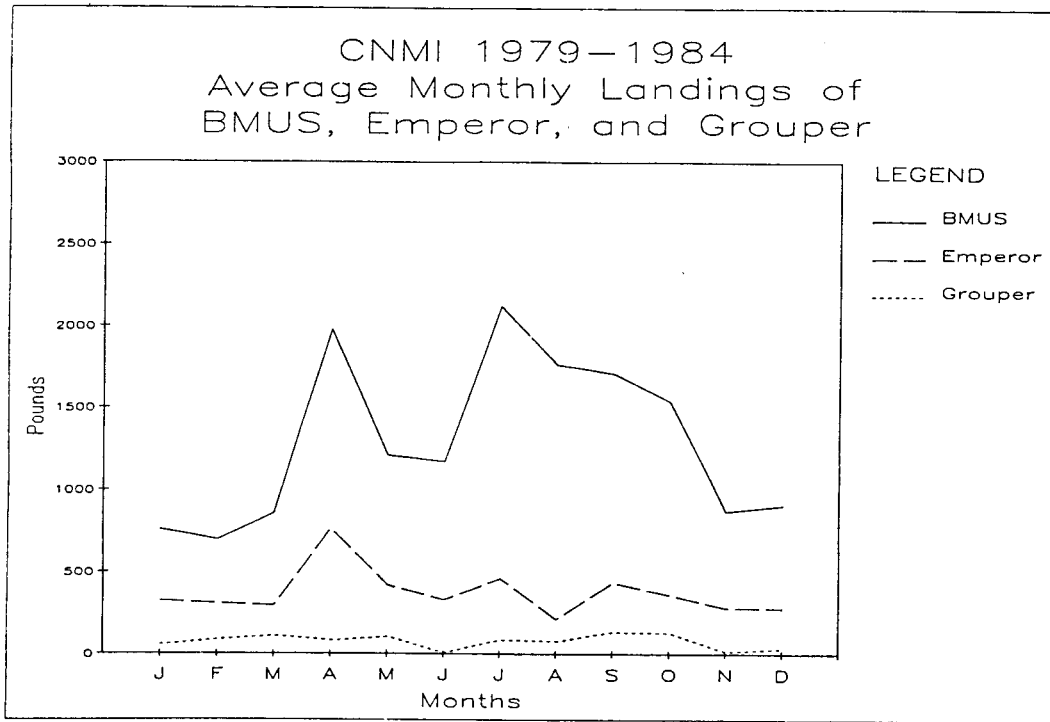


Figure 14.1

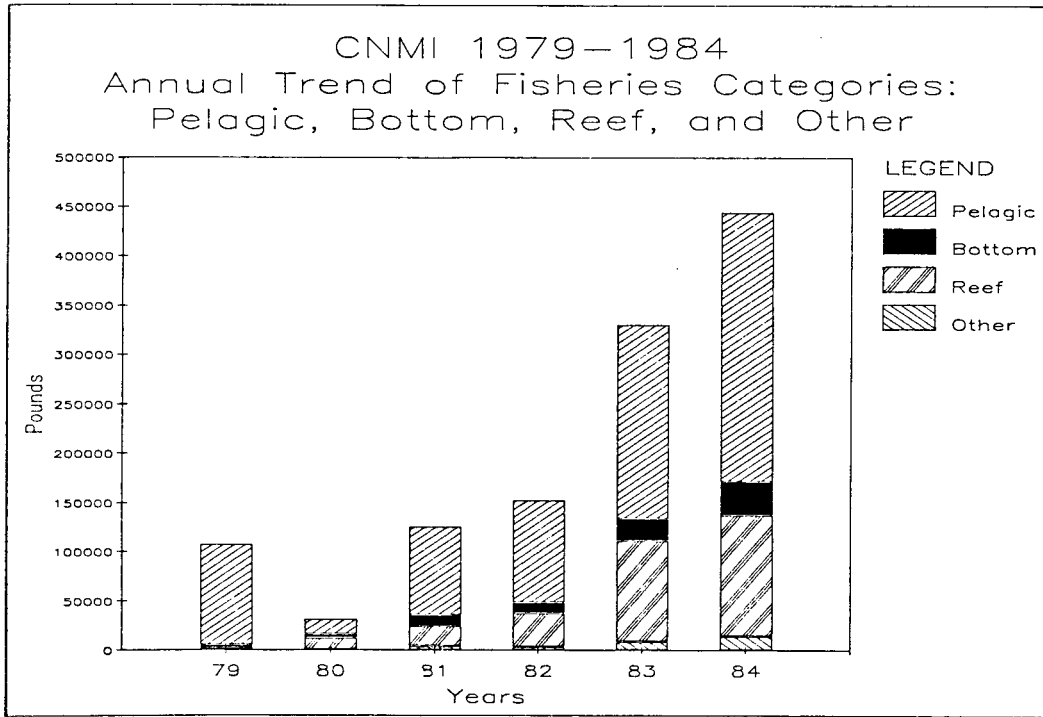


Figure 14.2

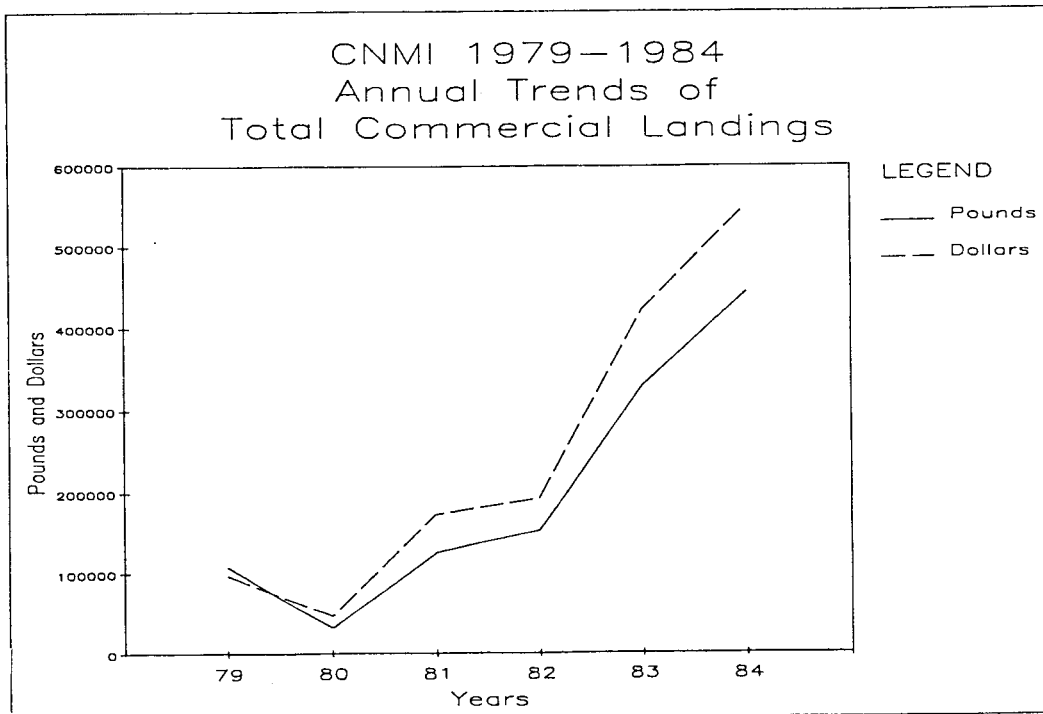


Figure 14.3

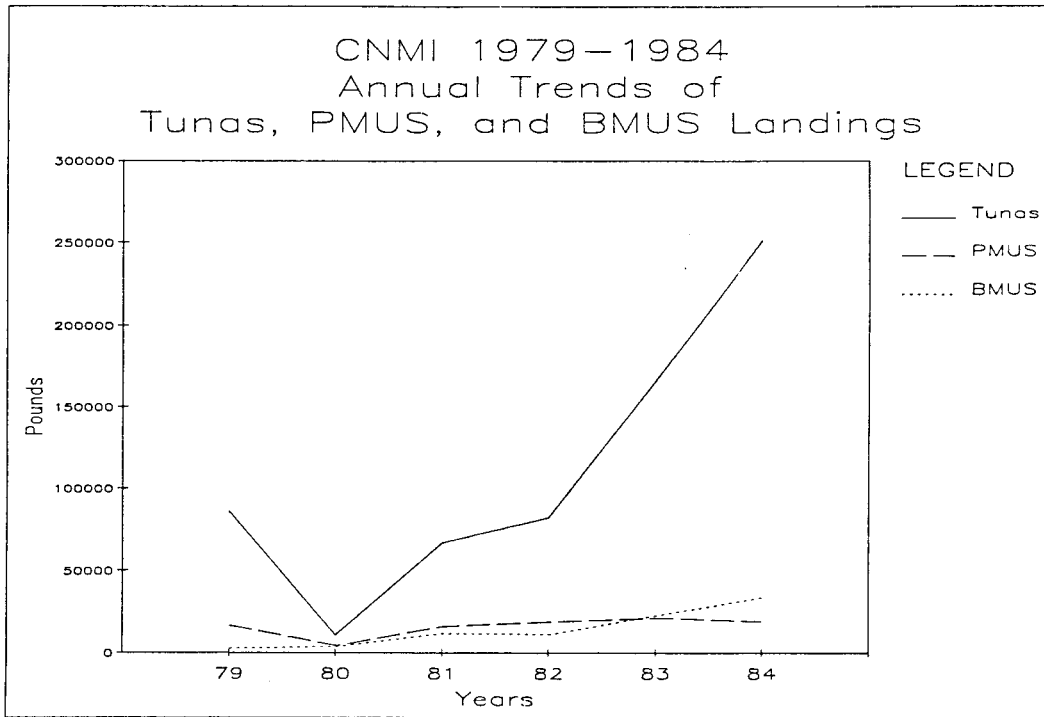


Figure 14.4

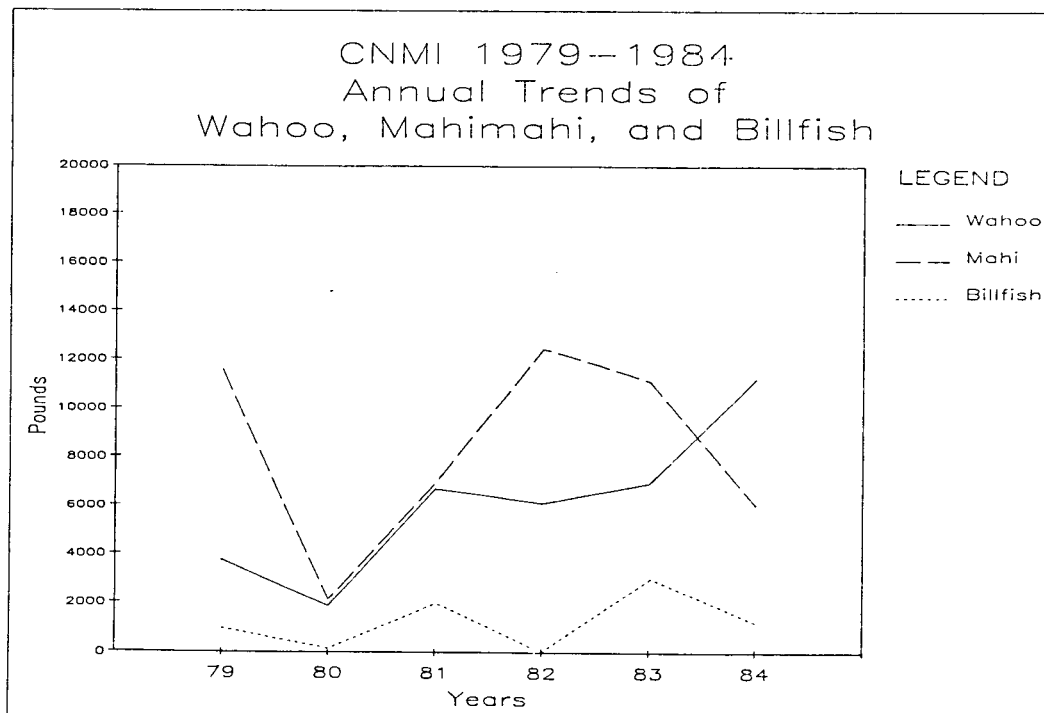


Figure 14.5

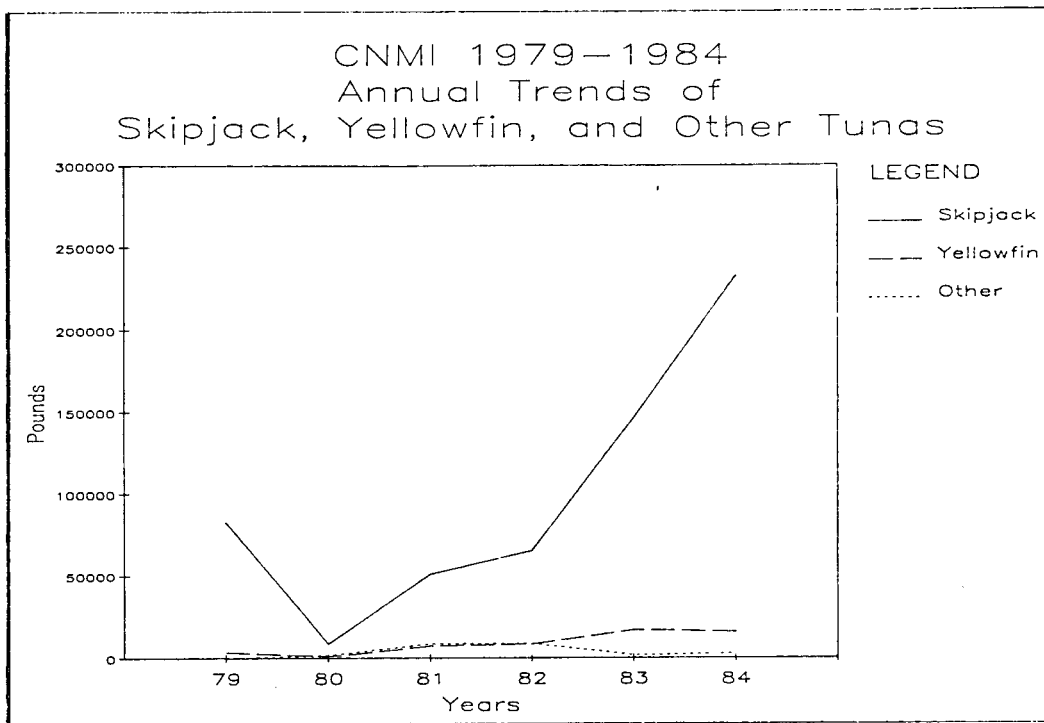


Figure 15.1

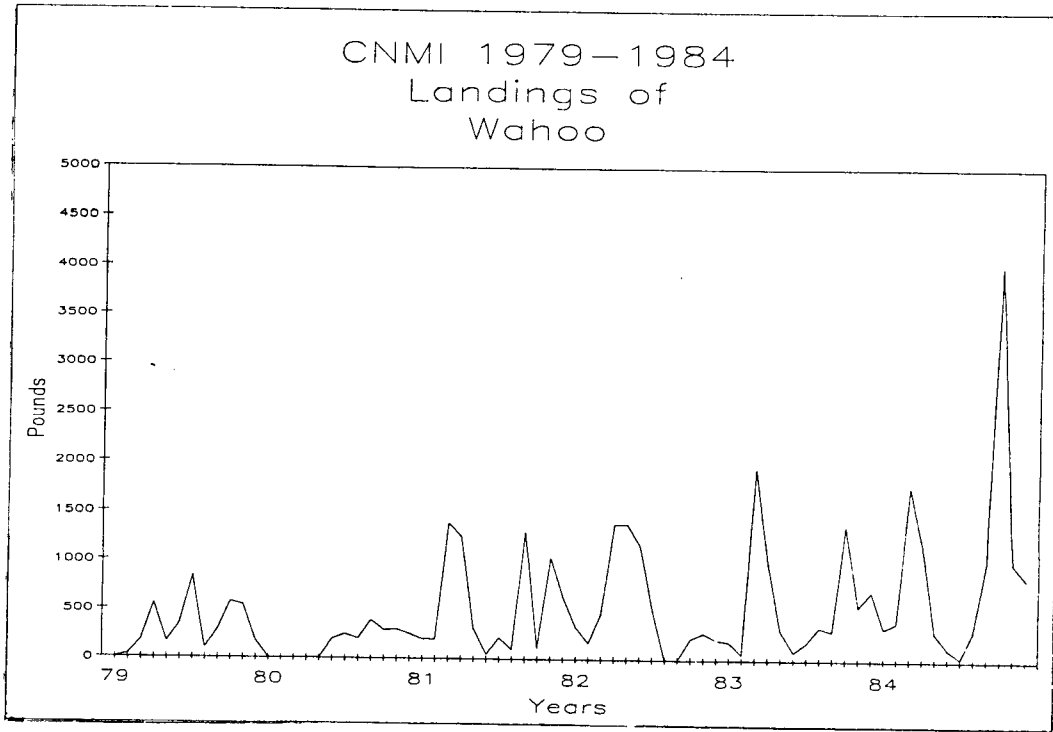


Figure 15.2

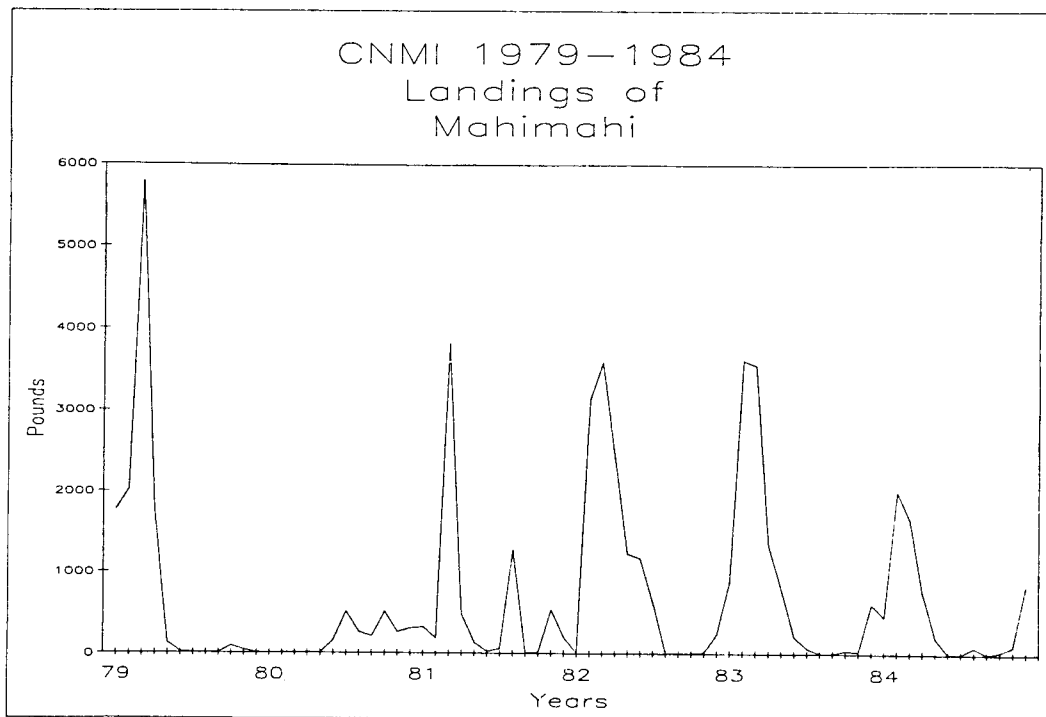


Figure 15.3

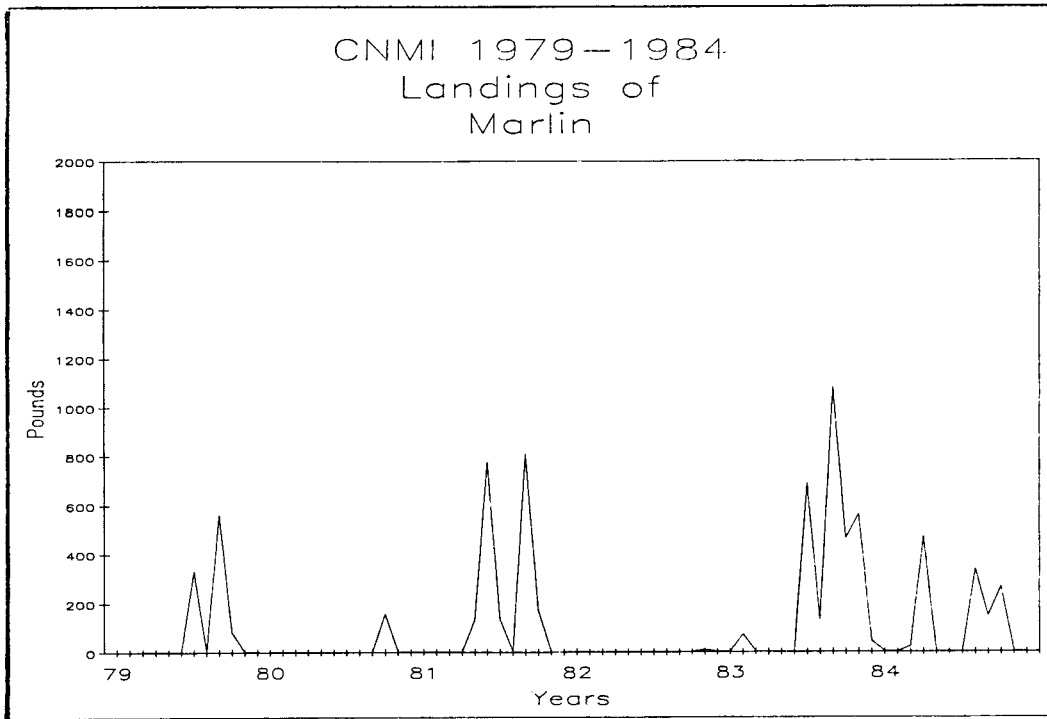


Figure 15.4

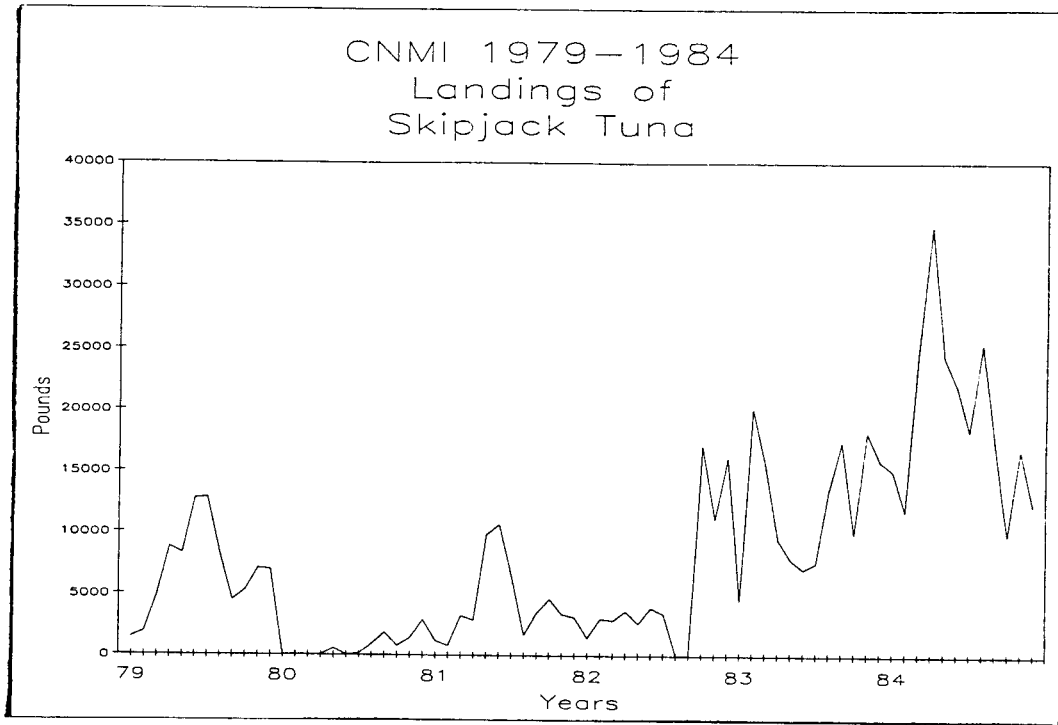
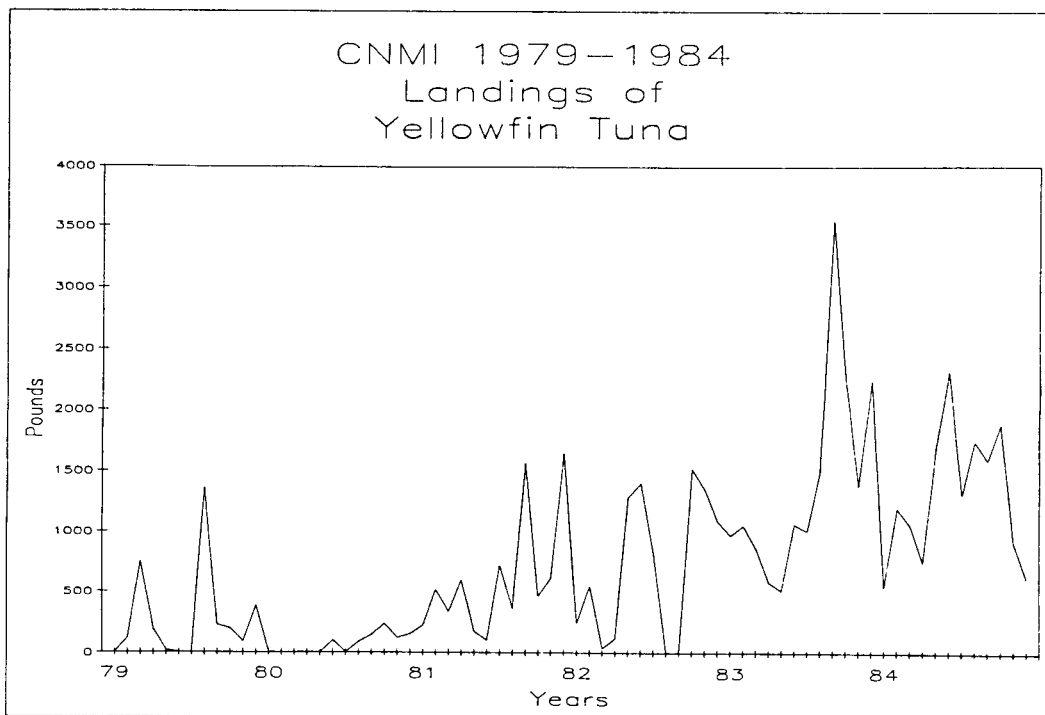


Figure 15.5



III.84

Figure 15.6

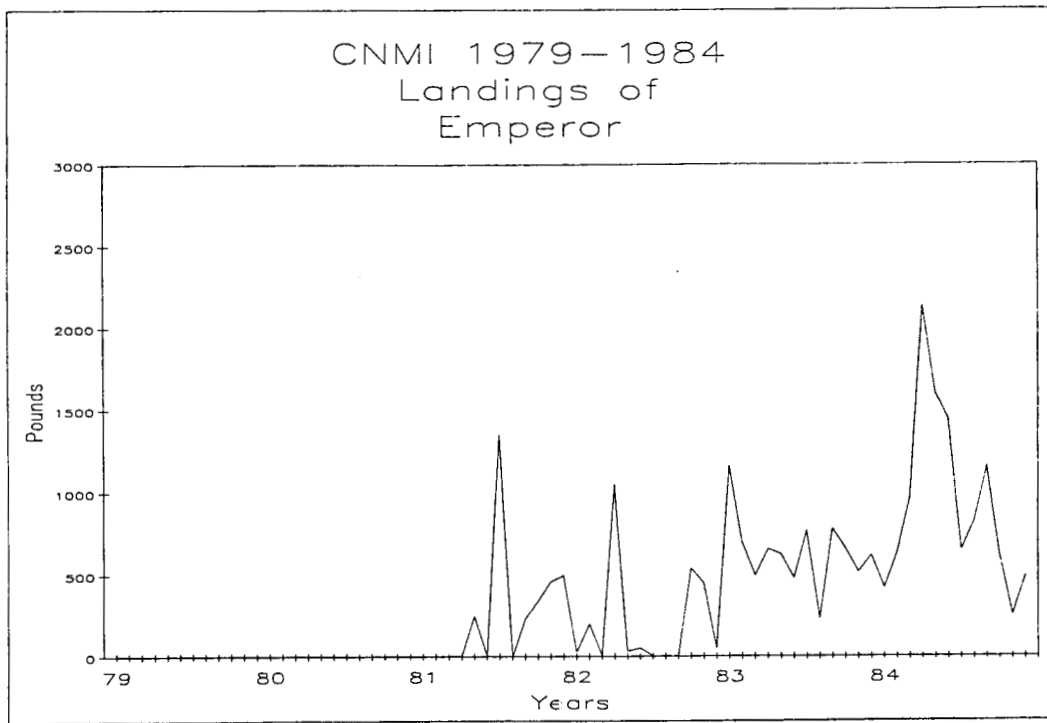
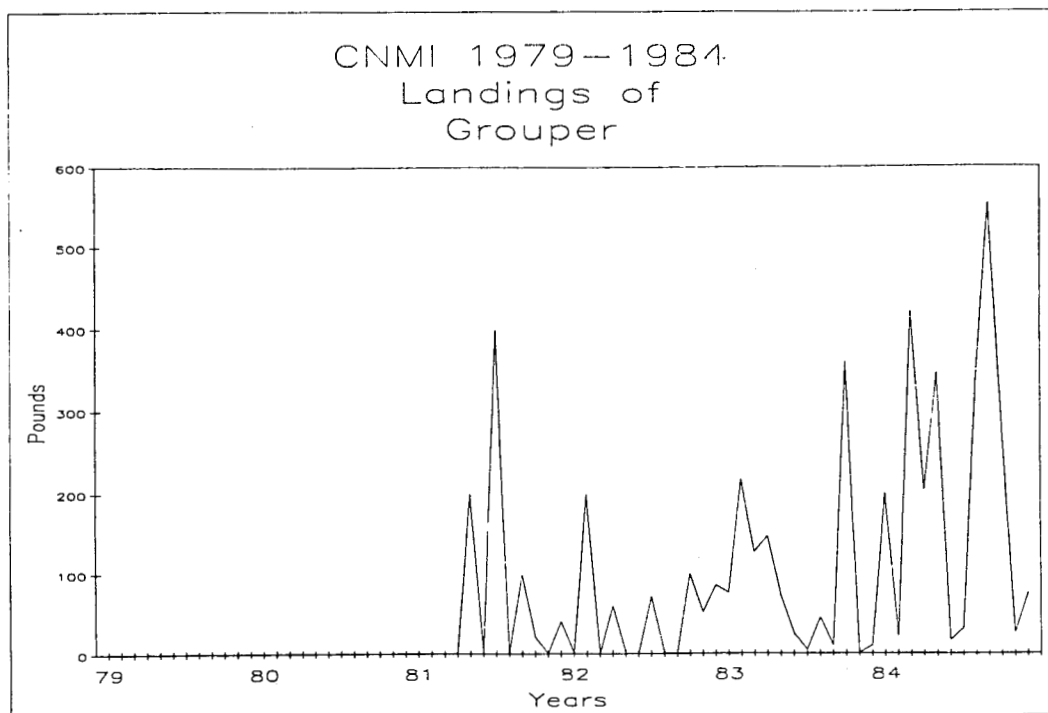
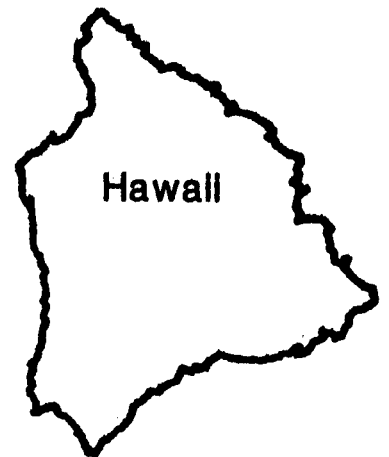
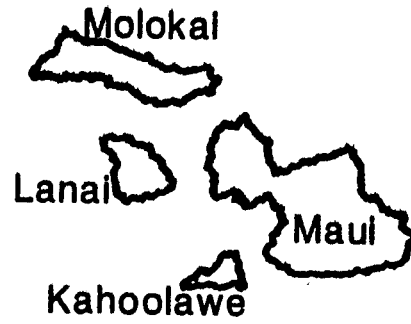


Figure 15.7





State of Hawaii

**Fishery Statistics
1979 to 1984**

STATE OF HAWAII FISHERY STATISTICS

1979 THROUGH 1984

Compiled By

Division of Aquatic Resources

and the

Western Pacific Fishery Information Network

March 1986

LIST OF HAWAII SUMMARY TABLES

TABLE	TITLE	PAGE
10.1	Hawaii 1979 Annual Commercial Landings	IV.9
10.2	Hawaii 1979 Commercial Landings Not Sold	IV.11
10.3	Hawaii January 1979 Commercial Landings	IV.13
10.4	Hawaii February 1979 Commercial Landings	IV.15
10.5	Hawaii March 1979 Commercial Landings	IV.17
10.6	Hawaii April 1979 Commercial Landings	IV.19
10.7	Hawaii May 1979 Commercial Landings	IV.21
10.8	Hawaii June 1979 Commercial Landings	IV.23
10.9	Hawaii July 1979 Commercial Landings	IV.25
10.10	Hawaii August 1979 Commercial Landings	IV.27
10.11	Hawaii September 1979 Commercial Landings	IV.29
10.12	Hawaii October 1979 Commercial Landings	IV.31
10.13	Hawaii November 1979 Commercial Landings	IV.33
10.14	Hawaii December 1979 Commercial Landings	IV.35
11.1	Hawaii 1980 Annual Commercial Landings	IV.39
11.2	Hawaii 1980 Commercial Landings Not Sold	IV.41
11.3	Hawaii January 1980 Commercial Landings	IV.43
11.4	Hawaii February 1980 Commercial Landings	IV.45
11.5	Hawaii March 1980 Commercial Landings	IV.47
11.6	Hawaii April 1980 Commercial Landings	IV.49
11.7	Hawaii May 1980 Commercial Landings	IV.51
11.8	Hawaii June 1980 Commercial Landings	IV.53
11.9	Hawaii July 1980 Commercial Landings	IV.55
11.10	Hawaii August 1980 Commercial Landings	IV.57
11.11	Hawaii September 1980 Commercial Landings	IV.59
11.12	Hawaii October 1980 Commercial Landings	IV.61
11.13	Hawaii November 1980 Commercial Landings	IV.63
11.14	Hawaii December 1980 Commercial Landings	IV.65
12.1	Hawaii 1981 Annual Commercial Landings	IV.69
12.2	Hawaii 1981 Commercial Landings Not Sold	IV.72
12.3	Hawaii January 1981 Commercial Landings	IV.74
12.4	Hawaii February 1981 Commercial Landings	IV.76
12.5	Hawaii March 1981 Commercial Landings	IV.78
12.6	Hawaii April 1981 Commercial Landings	IV.80
12.7	Hawaii May 1981 Commercial Landings	IV.82
12.8	Hawaii June 1981 Commercial Landings	IV.84
12.9	Hawaii July 1981 Commercial Landings	IV.86
12.10	Hawaii August 1981 Commercial Landings	IV.88
12.11	Hawaii September 1981 Commercial Landings	IV.90
12.12	Hawaii October 1981 Commercial Landings	IV.92
12.13	Hawaii November 1981 Commercial Landings	IV.94
12.14	Hawaii December 1981 Commercial Landings	IV.96

LIST OF HAWAII SUMMARY TABLES (Cont.)

TABLE	TITLE	PAGE
13.1	Hawaii 1982 Annual Commercial Landings	IV.100
13.2	Hawaii 1982 Commercial Landings Not Sold	IV.103
13.3	Hawaii January 1982 Commercial Landings	IV.105
13.4	Hawaii February 1982 Commercial Landings	IV.107
13.5	Hawaii March 1982 Commercial Landings	IV.109
13.6	Hawaii April 1982 Commercial Landings	IV.111
13.7	Hawaii May 1982 Commercial Landings	IV.113
13.8	Hawaii June 1982 Commercial Landings	IV.115
13.9	Hawaii July 1982 Commercial Landings	IV.117
13.10	Hawaii August 1982 Commercial Landings	IV.119
13.11	Hawaii September 1982 Commercial Landings	IV.121
13.12	Hawaii October 1982 Commercial Landings	IV.123
13.13	Hawaii November 1982 Commercial Landings	IV.125
13.14	Hawaii December 1982 Commercial Landings	IV.127
14.1	Hawaii 1983 Annual Commercial Landings	IV.131
14.2	Hawaii 1983 Commercial Landings Not Sold	IV.134
14.3	Hawaii January 1983 Commercial Landings	IV.136
14.4	Hawaii February 1983 Commercial Landings	IV.138
14.5	Hawaii March 1983 Commercial Landings	IV.140
14.6	Hawaii April 1983 Commercial Landings	IV.142
14.7	Hawaii May 1983 Commercial Landings	IV.144
14.8	Hawaii June 1983 Commercial Landings	IV.146
14.9	Hawaii July 1983 Commercial Landings	IV.148
14.10	Hawaii August 1983 Commercial Landings	IV.150
14.11	Hawaii September 1983 Commercial Landings	IV.152
14.12	Hawaii October 1983 Commercial Landings	IV.154
14.13	Hawaii November 1983 Commercial Landings	IV.156
14.14	Hawaii December 1983 Commercial Landings	IV.158
15.1	Hawaii 1984 Annual Commercial Landings	IV.162
15.2	Hawaii 1984 Commercial Landings Not Sold	IV.165
15.3	Hawaii January 1984 Commercial Landings	IV.167
15.4	Hawaii February 1984 Commercial Landings	IV.169
15.5	Hawaii March 1984 Commercial Landings	IV.171
15.6	Hawaii April 1984 Commercial Landings	IV.173
15.7	Hawaii May 1984 Commercial Landings	IV.175
15.8	Hawaii June 1984 Commercial Landings	IV.177
15.9	Hawaii July 1984 Commercial Landings	IV.179
15.10	Hawaii August 1984 Commercial Landings	IV.181
15.11	Hawaii September 1984 Commercial Landings	IV.183
15.12	Hawaii October 1984 Commercial Landings	IV.185
15.13	Hawaii November 1984 Commercial Landings	IV.187
15.14	Hawaii December 1984 Commercial Landings	IV.189

LIST OF HAWAII FIGURES

FIGURE	TITLE	PAGE
16.1	Hawaii 1979 Fisheries Categories: Pelagic, Bottom, Reef, and Other	IV.37
16.2	Hawaii 1979 Monthly Landings of Tunas, PMUS, and BMUS	IV.37
16.3	Hawaii 1979 Monthly Landings of Wahoo, Mahimahi, and Billfish	IV.38
16.4	Hawaii 1979 Monthly Landings of Skipjack, Yellowfin, and Other Tunas	IV.38
17.1	Hawaii 1980 Fisheries Categories: Pelagic, Bottom, Reef, and Other	IV.67
17.2	Hawaii 1980 Monthly Landings of Tunas, PMUS, and BMUS	IV.67
17.3	Hawaii 1980 Monthly Landings of Wahoo, Mahimahi, and Billfish	IV.68
17.4	Hawaii 1980 Monthly Landings of Skipjack, Yellowfin, and Other Tunas	IV.68
18.1	Hawaii 1981 Fisheries Categories: Pelagic, Bottom, Reef, and Other	IV.98
18.2	Hawaii 1981 Monthly Landings of Tunas, PMUS, and BMUS	IV.98
18.3	Hawaii 1981 Monthly Landings of Wahoo, Mahimahi, and Billfish	IV.99
18.4	Hawaii 1981 Monthly Landings of Skipjack, Yellowfin, and Other Tunas	IV.99
19.1	Hawaii 1982 Fisheries Categories: Pelagic, Bottom, Reef, and Other	IV.129
19.2	Hawaii 1982 Monthly Landings of Tunas, PMUS, and BMUS	IV.129
19.3	Hawaii 1982 Monthly Landings of Wahoo, Mahimahi, and Billfish	IV.130
19.4	Hawaii 1982 Monthly Landings of Skipjack, Yellowfin, and Other Tunas	IV.130
20.1	Hawaii 1983 Fisheries Categories: Pelagic, Bottom, Reef, and Other	IV.160
20.2	Hawaii 1983 Monthly Landings of Tunas, PMUS, and BMUS	IV.160
20.3	Hawaii 1983 Monthly Landings of Wahoo, Mahimahi, and Billfish	IV.161
20.4	Hawaii 1983 Monthly Landings of Skipjack, Yellowfin, and Other Tunas	IV.161
21.1	Hawaii 1984 Fisheries Categories: Pelagic, Bottom, Reef, and Other	IV.191

LIST OF HAWAII FIGURES (Cont.)

FIGURE	TITLE	PAGE
21.2	Hawaii 1984 Monthly Landings of Tunas, PMUS, and BMUS	IV.191
21.3	Hawaii 1984 Monthly Landings of Wahoo, Mahimahi, and Billfish	IV.192
21.4	Hawaii 1984 Monthly Landings of Skipjack, Yellowfin, and Other Tunas	IV.192
22.1	Hawaii 1979-1984 Average Monthly Landings of Tunas, PMUS, and BMUS	IV.193
22.2	Hawaii 1979-1984 Average Monthly Landings of Wahoo and Mahimahi	IV.193
22.3	Hawaii 1979-1984 Average Monthly Landings of Marlin Species	IV.194
22.4	Hawaii 1979-1984 Average Monthly Landings of Swordfish, Sailfish, and Spearfish	IV.194
22.5	Hawaii 1979-1984 Average Monthly Landings of Skipjack, Yellowfin, and Other Tunas	IV.195
22.6	Hawaii 1979-1984 Average Monthly Landings of BMUS, Onaga, and Opakapaka	IV.196
22.7	Hawaii 1979-1984 Average Monthly Landings of BMUS, Ehu, and Uku	IV.196
23.1	Hawaii 1979-1984 Annual Trend of Fisheries Categories Pelagic, Bottom, Reef, and Other	IV.197
23.2	Hawaii 1979-1984 Annual Trends of Total Commercial Landings	IV.197
23.3	Hawaii 1979-1984 Annual Trends of Tunas, PMUS, and BMUS Landings	IV.198
23.4	Hawaii 1979-1984 Annual Trends of Wahoo, Mahimahi, and Billfish	IV.198
23.5	Hawaii 1979-1984 Annual Trends of Skipjack, Yellowfin, and Other Tunas	IV.199
24.1	Hawaii 1979-1984 Landings of Wahoo	IV.200
24.2	Hawaii 1979-1984 Landings of Mahimahi	IV.200
24.3	Hawaii 1979-1984 Landings of Blue Marlin	IV.201
24.4	Hawaii 1979-1984 Landings of Black Marlin	IV.201
24.5	Hawaii 1979-1984 Landings of Striped Marlin	IV.202
24.6	Hawaii 1979-1984 Landings of Sailfish	IV.202
24.7	Hawaii 1979-1984 Landings of Shortnose Spearfish	IV.203
24.8	Hawaii 1979-1984 Landings of Broadbill Swordfish	IV.203
24.9	Hawaii 1979-1984 Landings of Skipjack Tuna	IV.204
24.10	Hawaii 1979-1984 Landings of Yellowfin Tuna	IV.204
24.11	Hawaii 1979-1984 Landings of Onaga	IV.205
24.12	Hawaii 1979-1984 Landings of Opakapaka	IV.205
24.13	Hawaii 1979-1984 Landings of Ehu	IV.206
24.14	Hawaii 1979-1984 Landings of Uku	IV.206

STATE OF HAWAII'S FISHERY STATISTICS 1979 THROUGH 1984**INTRODUCTION**

The Hawaiian Archipelago stretches northwestward over 1,500 miles from about lat. 19°N and long. 155°W to about lat. 28°N and long. 178°W. The seven main Hawaiian Islands of Hawaii, Maui, Lanai, Molokai, Oahu, Kauai, and Niihau comprise over 99% of the total land area and have virtually all of the state's population of approximately 1 million residents. About half of the state's commercial fish catch is landed on Oahu and about 35% on Hawaii. The Department of Land and Natural Resources' Division of Aquatic Resources (DAR) has been collecting statistics on the commercial fisheries of Hawaii for over 40 years. Statistics on commercial landings for the calendar years 1979 through 1984 are included in this document.

The fisheries of the State of Hawaii are quite diverse and vary from those hand harvesting algae to large vessel fisheries such as longlining and lobster fishing. The major fisheries include tuna fishing using several methods, lobster trapping, hook-and-line bottom fishing for the grouper-snapper complex, net fishing for species such as the bigeye scad, and trolling for pelagic species such as marlin, wahoo, and mahimahi. In 1984 there were approximately 14,000 vessels in Hawaii, of which 83% were pleasure boats, 11% commercial fishing or charter boats, and 6% were registered in other categories. The pleasure category includes boats used for recreational and subsistence fishing as well as boats not typically used for fishing such as sail boats. To fish commercially (i.e., sell catches or provide charter fishing services) in Hawaii requires purchase of a commercial marine fishing license. There are currently about 2,500 licensed commercial fishermen in the state. Substantial subsistence and recreational fisheries, which are primarily small boat, one day fisheries, also exist. Data provided in this document are from commercial fishermen only.

DATA COLLECTING SYSTEM

The major data collecting system used by DAR is based on a state law that requires commercial fishermen to report their catches on a monthly basis. Several different data collection forms are used because of the diversity of the fisheries and a desire to obtain specific information on some of these fisheries. The vast majority of commercial fishermen use the standard "C-3 Fish Catch Report" which is submitted each month and requires the following information for each trip taken:

- Fisherman name and commercial license number
- Boat name and its registration number
- Date
- Area or buoy fished
- Type of gear used
- Species caught
- Number caught

IV.2

Pounds caught
Pounds sold
Value of sales
Port of landing

The other forms used to report commercial catches are for specific fisheries including the "C-4 Aku Catch Report" for the "pole-and-line" or "bait-boat" fishery for skipjack tuna, the "C-5 Flagline Catch Report" for the longline fishery for tunas and other pelagic species, and the "Pond Operator's Monthly Fish Report" for operators of saltwater fish ponds. All of the forms request basic catch and revenue information by species plus additional fishery specific information such as effort and bait. Collectors of tropical marine fish are required to have an additional permit and must submit a separate monthly report. However, the aquarium fish catch is not included in the statistics provided in this document.

Some of the advantages of a mandatory fisherman reporting system are its relative efficiency, low cost, and the potential for excellent percent coverage and the amount of information that can be collected directly from the fishermen. The major disadvantages are that it places the responsibility for accurate data recording and timely data submission on the fishermen. The assumption is made, therefore, that the data submitted by the fishermen are complete and accurate. Recently the DAR has made several improvements to the system and is continuing its efforts to improve the quality of data and decrease the time delays in receiving and processing the data. No real measurement is available for what percent of the total commercial catch is actually reported to DAR, but estimates have ranged from about 50% to over 90%, depending on the species and fishery. Regardless of the actual percent, this data base is the most complete and accurate accounting of the commercial fishing activity in Hawaii that is available today.

DATA PROCESSING SYSTEM

When the various data reporting forms are received by DAR they undergo a series of coding and editing procedures before being sent to the state's central data processing staff for key punching. The use of central data processing staff instead of in-house fisheries personnel to accomplish most of the computer processing activities is a major and significant difference between the processing system in Hawaii and those in American Samoa and the CNMI. Forms that fail the initial hand editing procedures made by DAR staff are returned to the fishermen for correction and resubmission. Notices are sent to fishermen who fall more than a few months behind in the submission of their reports. Once the data are key punched, computer generated edit and summary reports are used by DAR staff to verify and correct errors in the data base. When the data base is considered to be reasonably complete and error free, it is ready for production of a variety of summary catch reports.

Since this system is based on submission of data from fishermen, late reporting has always been a problem. The DAR has always tried to include

IV.3

as much information as possible in its published monthly and annual reports. Before about 1982, statistics from fishermen reports received after the generation of the computerized monthly summary reports were hand tallied and added to the final version of the reports before they were published. However, due to processing restrictions or complications, the original data bases were not updated. Since 1982 additional edit and data correction procedures have been implemented making data base updates possible. Because of these peculiarities of the system, the totals in DAR's published annual reports are not equal to the sum of their monthly reports. However, differences are usually small.

The summary reports and graphs presented in this document were generated by WPACFIN staff based on the published monthly DAR reports. The monthly summary statistics (pounds landed, pounds sold, and value) for each species were coded and entered into a data base by the Honolulu Laboratory's data processing staff. The WPACFIN staff used this data base to generate monthly and annual reports. In this document, the totals in the annual reports are equal to the sum of the monthly values and therefore differ slightly from DAR's published annual reports. For the years 1981 to 1984 these differences range from 0.3% to 0.002% based on total landings. For 1979 and 1980 the differences were 1.5 and 3.5%, respectively, and much of the difference was a result of missing tuna landings.

DATA REPORTING SYSTEM

There are more than 150 marine species and species groups recorded in DAR's monthly landings reports, many of which are insignificant in the total catch. To help reduce the volume of this document and improve the usability of the tables, WPACFIN staff combined some of the less important species, reorganized the order of presentation, created a new species coding system, and translated all records in the data base. The new coding system has 125 species and species groups based on a combination of flexible ecological and phylogenetic criteria. A similar system was used in 1981 to create coding schemes for the computerization of data from American Samoa and the Commonwealth of the Northern Mariana Islands. All of the commercially important species or unique species groups have individual codes and are reported separately. Marine pond catches are also included in the species totals, but are less than 0.5% of the total landings for each year.

The monthly and annual reports included in this document contain the common name, weight in pounds, value rounded to the nearest dollar, and the average price per pound for each species. Also included are separate annual reports for those landings made by commercial fishermen that were not sold. Each monthly report contains a subtotal for the sum of all species for that month, and the December report contains the December subtotal and the annual total. Annual reports contain the total landings for each species and the total recorded landings for all species combined for the calendar year.

The following species, species groups, and abbreviations are used in the tables and graphs of Hawaii's fishery statistics:

IV.4

I. Pelagic Management Unit Species (PMUS)

- Dolphin (mahimahi)
- Wahoo
- Blue marlin
- Black marlin
- Striped marlin
- Shortbill spearfish
- Sailfish
- Swordfish
- Sharks

II. Bottom Fish Management Unit Species (BMUS)

- Bottom fish (unclassified)
- Deepwater jacks (unclassified)
- Amberjack
- Pig-lipped ulua (jack)
- White ulua
- Groupers (unclassified)
- Giant sea bass
- Snappers (unclassified)
- Bluelined snapper
- Ehu (red snapper)
- Gindai (flower snapper)
- Kalekale (pink snapper)
- Lehi (silverjaw snapper)
- Onaga (red or long tailed snapper)
- Opakapaka (pink snapper)
- Uku (gray snapper)

III. Billfish

- Billfish (unclassified)
- Blue marlin
- Black marlin
- Striped marlin
- Shortbill spearfish
- Sailfish
- Swordfish

IV. Tunas

- Tunas (unclassified)
- Skipjack tuna
- Yellowfin tuna
- Albacore
- Bigeye tuna
- Kawakawa
- Dogtooth tuna

V. Other Tunas

All of the previous tunas excluding skipjack and yellowfin tunas.

VI. Fisheries Categories

A. Pelagics

All PMUS and tuna species plus the following:

- Rainbow runner
- Barracuda
- Japanese mackerel
- Frigate tuna
- Ocean sunfish
- Ocean moonfish

B. Bottom Fish

All BMUS plus the following:

- Blue crevally
- Dobe ulua (jack)
- Paapaa ulua
- Blue spot grouper
- Porgy

C. Reef Fish

- Reef jacks (unclassified)
- Squirrelfish
- Trumpetfish
- Scorpionfish
- Mountain bass
- Bigeyes
- Cardinalfish
- Goatfish (unclassified)
- Red goatfish
- Whitesaddle goatfish
- Manybar goatfish
- Blue goatfish
- Rudderfish
- Butterflyfish
- Damsel fish
- Hawkfish
- Tilapia
- Wrasse (unclassified)
- Hawaiian hogfish
- Razor wrasse
- Ringtail wrasse
- Parrotfish
- Gobies
- Surgeonfish-tangs (unclassified)
- Unicornfish

C. Reef Fish (Cont.)

Convict tang
Dussumier's surgeonfish
Ringtailed surgeonfish
Flounders
Triggerfish
Filefish
Pufferfish

D. Other

Miscellaneous
Sharks
Rays
Eels
Bigeye scad (akule)
Mackerel scad (opelu)
Leatherback
Anchovy
Ten pounder
Bonefish
Herring-sardine
Milkfish
Flyingfish
Needlefish
Halfbeaks
Siversides
Threadfin
Mullet
Pomfret
Snake mackerel
Freshwater fish (unclassified)
Carp
Catfish
Bass (freshwater)
Spiny lobster
Slipper lobster
Crabs (unclassified)
Kona crab
White crab
Shrimp (unclassified)
Shrimp (freshwater)
Shrimp (saltwater)
Octopus
Squid
Shells
Limpets (saltwater)
Limpets (freshwater)
Clams
Stoney corals

D. Other (Cont.)

Precious corals
Sea urchins
Sea cucumbers
Sea turtles
Algae

TABLES AND FIGURES

IV.9

Table 10.1

HAWAII 1979 ANNUAL COMMERCIAL LANDINGS
FISH PURCHASES BY SPECIES

SPECIES	POUNDS	VALUE	AVE \$/#
-----	-----	-----	-----
MISCELLANEOUS	27945.00	35993.00	1.29
SHARKS	1082.00	417.00	0.39
EELS	7586.00	2782.00	0.37
BIGEYE SCAD (AKULE)	410205.00	437779.00	1.07
MACKEREL SCAD	414668.00	463328.00	1.12
LEATHERBACK	58.00	42.00	0.72
ANCHOVY	204.00	255.00	1.25
TEN POUNDER	3015.00	2224.00	0.74
BONEFISH	18692.00	14977.00	0.80
HERRING/SARDINE	1.00	0.00	0.00
MILKFISH	4699.00	4911.00	1.05
NEEDLEFISH	85.00	61.00	0.72
HALFBEAKS	255.00	196.00	0.77
THREADFIN	1654.00	4011.00	2.43
MULLET	12760.00	26547.00	2.08
SNAKE MACKEREL	547.00	349.00	0.64
JACKS (DEEP WATER)	88104.00	122573.00	1.39
AMBERJACK	79613.00	58999.00	0.74
BLUE CREVALLY	1088.00	1455.00	1.34
GIANT SEA BASS	63827.00	89042.00	1.40
SNAPPERS	374.00	948.00	2.53
BLUE LINED SNAPPER	55261.00	32441.00	0.59
EHU (RED SNAPPER)	20662.00	47781.00	2.31
GINDAI (FLOWER SNAP)	3472.00	4816.00	1.39
KALIKALI (PINK SNAP)	7147.00	11765.00	1.65
LEHI (SILVERJAW)	15854.00	24841.00	1.57
ONAGA (RED SNAPPER)	46198.00	126058.00	2.73
OPAKAPAKA (PINK SNP)	196649.00	440537.00	2.24
UKU (GRAY SNAPPER)	85004.00	162739.00	1.91
PORGY	1127.00	1636.00	1.45
REEF JACKS	240.00	366.00	1.53
SQUIRRELFISH	43922.00	77629.00	1.77
TRUMPETFISH	17.00	5.00	0.29
SCORPIONFISH	4815.00	7358.00	1.53
MOUNTAIN BASS	7720.00	10030.00	1.30
BIGEYES	6479.00	7616.00	1.18
CARDINALFISH	145.00	127.00	0.88
GOATFISH	73444.00	67104.00	0.91
RED GOATFISH	19006.00	30190.00	1.59
WHITESADDLE GOATFISH	14914.00	45104.00	3.02
MANYBAR GOATFISH	7537.00	14281.00	1.89
RUDDERFISH	7961.00	3566.00	0.45
DAMSELFISH	1738.00	1888.00	1.09
TILAPIA	1669.00	2790.00	1.67
WRASSE	274.00	131.00	0.48

IV.9

Table 10.1 (cont.)

HAWAII 1979 ANNUAL COMMERCIAL LANDINGS
FISH PURCHASES BY SPECIES

SPECIES -----	POUNDS -----	VALUE -----	AVE \$/# -----
HAWAIIAN HOGFISH	2482.00	953.00	0.38
RAZOR WRASSE	3684.00	6170.00	1.67
PARROTFISH	21058.00	17269.00	0.82
SURGEON/TANGS	5684.00	4541.00	0.80
UNICORNFISH	12186.00	5188.00	0.43
CONVICT TANG	12133.00	15728.00	1.30
DUSSUMIER'S SURGEON	17694.00	10104.00	0.57
RING-TAILED SURGEON	4505.00	2367.00	0.53
FLOUNDERS	3.00	5.00	1.67
TRIGGERFISH	1319.00	849.00	0.64
FILEFISH	2744.00	2211.00	0.81
RAINBOW RUNNER	3365.00	2476.00	0.74
DOLPHIN (MAHIMAHI)	145816.00	283155.00	1.94
BARRACUDAS	9986.00	9525.00	0.95
WAHOO	170916.00	304319.00	1.78
JAPANESE MACKEREL	341.00	373.00	1.09
TUNAS	16.00	25.00	1.56
SKIPJACK TUNA	5100018.00	3438221.00	0.67
YELLOWFIN TUNA	1950272.00	2658093.00	1.36
ALBACORE	35604.00	48055.00	1.35
BIGEYE TUNA	186146.00	622204.00	3.34
KAWAKAWA	36416.00	25075.00	0.69
BROADBILL SWORDFISH	27274.00	41479.00	1.52
BLUE MARLIN	345477.00	172530.00	0.50
BLACK MARLIN	8060.00	4627.00	0.57
STRIPED MARLIN	101955.00	136067.00	1.33
SHORTNOSE SPEARFISH	12942.00	14620.00	1.13
SAILFISH	1320.00	989.00	0.75
OCEAN SUNFISH	8.00	1.00	0.13
OCEAN MOONFISH	231.00	506.00	2.19
SPINY LOBSTER	20119.00	73539.00	3.66
SLIPPER LOBSTER	1009.00	2360.00	2.34
CRABS	2749.00	3970.00	1.44
KONA CRAB	24182.00	67923.00	2.81
WHITE CRAB	2657.00	7092.00	2.67
SHRIMP (FRESHWATER)	3734.00	5243.00	1.40
OCTOPUS	20916.00	33348.00	1.59
SQUID	20165.00	16217.00	0.80
LIMPETS (SALTWATER)	11473.00	22843.00	1.99
STONEY CORALS	2960.00	14289.00	4.83
PRECIOUS CORALS	1186.00	18392.00	15.51
SEA URCHINS	120.00	100.00	0.83
ALGAE	16679.00	19870.00	1.19
** 1979 TOTAL **	10105321.00	10500599.00	

Table 10.2

HAWAII 1979 COMMERCIAL LANDINGS NOT SOLD
FISH PURCHASES BY SPECIES

SPECIES	POUNDS	VALUE	AVE \$/#
MISCELLANEOUS	5056.00	0.00	0.00
SHARKS	2381.00	0.00	0.00
EELS	12.00	0.00	0.00
BIGEYE SCAD (AKULE)	41964.00	0.00	0.00
MACKEREL SCAD	13336.00	0.00	0.00
LEATHERBACK	1.00	0.00	0.00
TEN POUNDER	210.00	0.00	0.00
BONEFISH	950.00	0.00	0.00
MILKFISH	128.00	0.00	0.00
THREADFIN	94.00	0.00	0.00
MULLET	497.00	0.00	0.00
SNAKE MACKEREL	305.00	0.00	0.00
JACKS (DEEP WATER)	7047.00	0.00	0.00
AMBERJACK	4025.00	0.00	0.00
BLUE CREVALLY	87.00	0.00	0.00
GIANT SEA BASS	1059.00	0.00	0.00
SNAPPERS	11.00	0.00	0.00
BLUE LINED SNAPPER	5178.00	0.00	0.00
EHU (RED SNAPPER)	1140.00	0.00	0.00
GINDAI (FLOWER SNAP)	90.00	0.00	0.00
KALIKALI (PINK SNAP)	1156.00	0.00	0.00
LEHI (SILVERJAW)	586.00	0.00	0.00
ONAGA (RED SNAPPER)	2582.00	0.00	0.00
OPAKAPAKA (PINK SNP)	8704.00	0.00	0.00
UKU (GRAY SNAPPER)	2899.00	0.00	0.00
PORGY	4.00	0.00	0.00
REEF JACKS	47.00	0.00	0.00
SQUIRRELFISH	2146.00	0.00	0.00
TRUMPETFISH	5.00	0.00	0.00
SCORPIONFISH	107.00	0.00	0.00
MOUNTAIN BASS	665.00	0.00	0.00
BIGEYES	180.00	0.00	0.00
GOATFISH	4261.00	0.00	0.00
RED GOATFISH	1754.00	0.00	0.00
WHITESADDLE GOATFISH	787.00	0.00	0.00
MANYBAR GOATFISH	1002.00	0.00	0.00
RUDDERFISH	2431.00	0.00	0.00
DAMSELFISH	77.00	0.00	0.00
WRASSE	47.00	0.00	0.00
HAWAIIAN HOGFISH	383.00	0.00	0.00
RAZOR WRASSE	627.00	0.00	0.00
PARROTFISH	1071.00	0.00	0.00
SURGEON/TANGS	290.00	0.00	0.00
UNICORNFISH	1059.00	0.00	0.00
CONVICT TANG	610.00	0.00	0.00

Table 10.2 (cont.)

HAWAII 1979 COMMERCIAL LANDINGS NOT SOLD
FISH PURCHASES BY SPECIES

SPECIES	POUNDS	VALUE	AVE \$/#
DUSSUMIER'S SURGEON	546.00	0.00	0.00
RING-TAILED SURGEON	78.00	0.00	0.00
TRIGGERFISH	302.00	0.00	0.00
RAINBOW RUNNER	183.00	0.00	0.00
DOLPHIN (MAHIMAHI)	23391.00	0.00	0.00
BARRACUDAS	1092.00	0.00	0.00
WAHOO	27696.00	0.00	0.00
SKIPJACK TUNA	182304.00	0.00	0.00
YELLOWFIN TUNA	113425.00	0.00	0.00
ALBACORE	9.00	0.00	0.00
BIGEYE TUNA	286.00	0.00	0.00
KAWAKAWA	9517.00	0.00	0.00
BROADBILL SWORDFISH	244.00	0.00	0.00
BLUE MARLIN	86080.00	0.00	0.00
BLACK MARLIN	2980.00	0.00	0.00
STRIPED MARLIN	8510.00	0.00	0.00
SHORTNOSE SPEARFISH	3502.00	0.00	0.00
SAILFISH	674.00	0.00	0.00
OCEAN SUNFISH	25.00	0.00	0.00
SPINY LOBSTER	919.00	0.00	0.00
SLIPPER LOBSTER	73.00	0.00	0.00
CRABS	120.00	0.00	0.00
KONA CRAB	3455.00	0.00	0.00
WHITE CRAB	284.00	0.00	0.00
SHRIMP (FRESHWATER)	125.00	0.00	0.00
OCTOPUS	3307.00	0.00	0.00
SQUID	1564.00	0.00	0.00
LIMPETS (SALTWATER)	1277.00	0.00	0.00
STONEY CORALS	32.00	0.00	0.00
ALGAE	346.00	0.00	0.00
** 1979 TOTAL **	589397.00	0.00	

Table 10.3

HAWAII JANUARY 1979 COMMERCIAL LANDINGS
FISH PURCHASES BY SPECIES

SPECIES	POUNDS	VALUE	AVE \$/#
MISCELLANEOUS	6639.00	12894.00	1.94
SHARKS	20.00	38.00	1.90
EELS	488.00	199.00	0.41
BIGEYE SCAD (AKULE)	16622.00	21590.00	1.30
MACKEREL SCAD	27755.00	34055.00	1.23
LEATHERBACK	4.00	3.00	0.75
TEN POUNDER	225.00	226.00	1.00
BONEFISH	2179.00	2018.00	0.93
HERRING/SARDINE	1.00	0.00	0.00
MILKFISH	17.00	8.00	0.47
HALFBEAKS	42.00	16.00	0.38
THREADFIN	88.00	230.00	2.61
MULLET	547.00	1191.00	2.18
SNAKE MACKEREL	72.00	18.00	0.25
JACKS (DEEP WATER)	5854.00	8568.00	1.46
AMBERJACK	13717.00	11780.00	0.86
BLUE CREVALLY	29.00	51.00	1.76
GIANT SEA BASS	4465.00	7240.00	1.62
SNAPPERS	132.00	307.00	2.33
BLUE LINED SNAPPER	4317.00	2918.00	0.68
EHU (RED SNAPPER)	2037.00	4745.00	2.33
GINDAI (FLOWER SNAP)	181.00	297.00	1.64
KALIKALI (PINK SNAP)	505.00	959.00	1.90
LEHI (SILVERJAW)	909.00	1692.00	1.86
ONAGA (RED SNAPPER)	3628.00	10479.00	2.89
OPAKAPAKA (PINK SNP)	14463.00	34544.00	2.39
UKU (GRAY SNAPPER)	2849.00	6222.00	2.18
PORGY	288.00	353.00	1.23
SQUIRRELFISH	2452.00	4675.00	1.91
TRUMPETFISH	1.00	0.00	0.00
SCORPIONFISH	367.00	642.00	1.75
MOUNTAIN BASS	340.00	483.00	1.42
BIGEYES	447.00	497.00	1.11
CARDINALFISH	2.00	3.00	1.50
GOATFISH	3863.00	3857.00	1.00
RED GOATFISH	742.00	1534.00	2.07
WHITESADDLE GOATFISH	1110.00	3471.00	3.13
MANYBAR GOATFISH	472.00	728.00	1.54
RUDDERFISH	272.00	188.00	0.69
DAMSELFISH	601.00	706.00	1.17
TILAPIA	262.00	327.00	1.25
WRASSE	153.00	81.00	0.53
HAWAIIAN HOGFISH	102.00	29.00	0.28
RAZOR WRASSE	102.00	165.00	1.62

Table 10.3 (cont.)

HAWAII JANUARY 1979 MONTHLY COMMERCIAL LANDINGS
FISH PURCHASES BY SPECIES

SPECIES	POUNDS	VALUE	AVE \$/#
PARROTFISH	1820.00	1503.00	0.83
SURGEON/TANGS	302.00	236.00	0.78
UNICORNFISH	537.00	221.00	0.41
CONVICT TANG	2119.00	2949.00	1.39
DUSSUMIER'S SURGEON	920.00	563.00	0.61
RING-TAILED SURGEON	356.00	199.00	0.56
FLOUNDERS	2.00	4.00	2.00
TRIGGERFISH	72.00	20.00	0.28
FILEFISH	416.00	451.00	1.08
RAINBOW RUNNER	167.00	154.00	0.92
DOLPHIN (MAHIMAHI)	3508.00	11663.00	3.32
BARRACUDAS	718.00	600.00	0.84
WAHOO	3745.00	7755.00	2.07
JAPANESE MACKEREL	30.00	18.00	0.60
SKIPJACK TUNA	116962.00	152301.00	1.30
YELLOWFIN TUNA	57237.00	159036.00	2.78
ALBACORE	1144.00	3118.00	2.73
BIGEYE TUNA	22773.00	98256.00	4.31
KAWAKAWA	1432.00	749.00	0.52
BROADBILL SWORDFISH	101.00	126.00	1.25
BLUE MARLIN	9053.00	5268.00	0.58
BLACK MARLIN	564.00	600.00	1.06
STRIPED MARLIN	7973.00	15941.00	2.00
SHORTNOSE SPEARFISH	831.00	1301.00	1.57
SAILFISH	169.00	169.00	1.00
OCEAN SUNFISH	8.00	1.00	0.13
SPINY LOBSTER	328.00	1143.00	3.48
CRABS	160.00	126.00	0.79
KONA CRAB	774.00	2483.00	3.21
WHITE CRAB	519.00	1326.00	2.55
OCTOPUS	691.00	1145.00	1.66
SQUID	30.00	58.00	1.93
LIMPETS (SALTWATER)	1374.00	2517.00	1.83
ALGAE	1990.00	2070.00	1.04
** SUBTOTAL **	358186.00	654097.00	

Table 10.4

HAWAII FEBRUARY 1979 COMMERCIAL LANDINGS
FISH PURCHASES BY SPECIES

SPECIES	POUNDS	VALUE	AVE \$/#
MISCELLANEOUS	633.00	840.00	1.33
SHARKS	275.00	107.00	0.39
EELS	275.00	123.00	0.45
BIGEYE SCAD (AKULE)	14449.00	20058.00	1.39
MACKEREL SCAD	6371.00	7926.00	1.24
LEATHERBACK	16.00	12.00	0.75
TEN POUNDER	149.00	98.00	0.66
BONEFISH	907.00	945.00	1.04
MILKFISH	1034.00	1170.00	1.13
HALFBEAKS	212.00	180.00	0.85
THREADFIN	76.00	196.00	2.58
MULLET	673.00	1377.00	2.05
SNAKE MACKEREL	153.00	38.00	0.25
JACKS (DEEP WATER)	4118.00	6547.00	1.59
AMBERJACK	14881.00	13379.00	0.90
GIANT SEA BASS	5712.00	10481.00	1.83
SNAPPERS	26.00	71.00	2.73
BLUE LINED SNAPPER	6009.00	3431.00	0.57
EHU (RED SNAPPER)	1331.00	3894.00	2.93
GINDAI (FLOWER SNAP)	168.00	269.00	1.60
KALIKALI (PINK SNAP)	424.00	1051.00	2.48
LEHI (SILVERJAW)	774.00	1608.00	2.08
ONAGA (RED SNAPPER)	2977.00	10870.00	3.65
OPAKAPAKA (PINK SNP)	14405.00	37612.00	2.61
UKU (GRAY SNAPPER)	3859.00	9633.00	2.50
PORGY	250.00	375.00	1.50
SQUIRRELFISH	1322.00	2489.00	1.88
TRUMPETFISH	3.00	1.00	0.33
SCORPIONFISH	405.00	609.00	1.50
MOUNTAIN BASS	316.00	405.00	1.28
BIGEYES	88.00	115.00	1.31
GOATFISH	9478.00	7860.00	0.83
RED GOATFISH	872.00	1837.00	2.11
WHITESADDLE GOATFISH	1235.00	3950.00	3.20
MANYBAR GOATFISH	237.00	409.00	1.73
RUDDERFISH	309.00	231.00	0.75
DAMSELFISH	109.00	146.00	1.34
TILAPIA	75.00	130.00	1.73
WRASSE	46.00	18.00	0.39
HAWAIIAN HOGFISH	119.00	43.00	0.36
RAZOR WRASSE	144.00	217.00	1.51
PARROTFISH	1694.00	1553.00	0.92
SURGEON/TANGS	495.00	367.00	0.74
UNICORNFISH	918.00	592.00	0.64

IV.16

Table 10.4 (cont.)

HAWAII FEBRUARY 1979 COMMERCIAL LANDINGS
FISH PURCHASES BY SPECIES

SPECIES -----	POUNDS -----	VALUE -----	AVE \$/# -----
CONVICT TANG	3205.00	3582.00	1.12
DUSSUMIER'S SURGEON	940.00	548.00	0.58
RING-TAILED SURGEON	266.00	124.00	0.47
TRIGGERFISH	205.00	184.00	0.90
FILEFISH	176.00	211.00	1.20
RAINBOW RUNNER	108.00	74.00	0.69
DOLPHIN (MAHIMAHI)	4302.00	14793.00	3.44
BARRACUDAS	545.00	543.00	1.00
WAHOO	3032.00	7664.00	2.53
JAPANESE MACKEREL	13.00	21.00	1.62
SKIPJACK TUNA	163435.00	163300.00	9.99
YELLOWFIN TUNA	66820.00	152238.00	2.28
ALBACORE	694.00	1143.00	1.65
BIGEYE TUNA	48437.00	183387.00	3.79
KAWAKAWA	8214.00	4628.00	0.56
BROADBILL SWORDFISH	85.00	190.00	2.24
BLUE MARLIN	8716.00	5770.00	0.66
BLACK MARLIN	353.00	382.00	1.08
STRIPED MARLIN	12081.00	21213.00	1.76
SHORTNOSE SPEARFISH	1528.00	2700.00	1.77
SAILFISH	142.00	142.00	1.00
OCEAN MOONFISH	226.00	495.00	2.19
SPINY LOBSTER	749.00	2432.00	3.25
CRABS	342.00	386.00	1.13
KONA CRAB	1067.00	3587.00	3.36
WHITE CRAB	162.00	407.00	2.51
OCTOPUS	565.00	935.00	1.65
LIMPETS (SALTWATER)	564.00	1169.00	2.07
ALGAE	1733.00	1902.00	1.10
** SUBTOTAL **	426727.00	727413.00	

Table 10.5

HAWAII MARCH 1979 COMMERCIAL LANDINGS
FISH PURCHASES BY SPECIES

SPECIES	POUNDS	VALUE	AVE \$/#
-----	-----	-----	-----
MISCELLANEOUS	1042.00	1189.00	1.14
SHARKS	126.00	76.00	0.60
EELS	927.00	331.00	0.36
BIGEYE SCAD (AKULE)	33967.00	39317.00	1.16
MACKEREL SCAD	12492.00	16627.00	1.33
LEATHERBACK	38.00	27.00	0.71
TEN POUNDER	460.00	339.00	0.74
BONEFISH	965.00	884.00	0.92
MILKFISH	861.00	827.00	0.96
NEEDLEFISH	85.00	61.00	0.72
HALFBEAKS	1.00	0.00	0.00
THREADFIN	111.00	253.00	2.28
MULLET	2939.00	5378.00	1.83
SNAKE MACKEREL	47.00	7.00	0.15
JACKS (DEEP WATER)	11831.00	18692.00	1.58
AMBERJACK	21546.00	17422.00	0.81
BLUE CREVALLY	23.00	40.00	1.74
GIANT SEA BASS	11096.00	17931.00	1.62
SNAPPERS	65.00	136.00	2.09
BLUE LINED SNAPPER	5881.00	3670.00	0.62
EHU (RED SNAPPER)	3369.00	8111.00	2.41
GINDAI (FLOWER SNAP)	449.00	734.00	1.63
KALIKALI (PINK SNAP)	1021.00	1952.00	1.91
LEHI (SILVERJAW)	2159.00	3918.00	1.81
ONAGA (RED SNAPPER)	6096.00	19179.00	3.15
OPAKAPAKA (PINK SNP)	25574.00	62111.00	2.43
UKU (GRAY SNAPPER)	5973.00	12964.00	2.17
PORGY	136.00	211.00	1.55
REEF JACKS	57.00	90.00	1.58
SQUIRRELFISH	2536.00	4875.00	1.92
TRUMPETFISH	13.00	4.00	0.31
SCORPIONFISH	599.00	978.00	1.63
MOUNTAIN BASS	2214.00	2862.00	1.29
BIGEYES	784.00	1034.00	1.32
GOATFISH	11897.00	10561.00	0.89
RED GOATFISH	887.00	1687.00	1.90
WHITESADDLE GOATFISH	1804.00	5813.00	3.22
MANYBAR GOATFISH	622.00	951.00	1.53
RUDDERFISH	477.00	315.00	0.66
DAMSELFISH	552.00	518.00	0.94
TILAPIA	404.00	707.00	1.75
WRASSE	75.00	32.00	0.43
HAWAIIAN HOGFISH	265.00	72.00	0.27
RAZOR WRASSE	247.00	373.00	1.51

Table 10.5 (cont.)

HAWAII MARCH 1979 COMMERCIAL LANDINGS
FISH PURCHASES BY SPECIES

SPECIES	POUNDS	VALUE	AVE \$/#
PARROTFISH	1980.00	1914.00	0.97
SURGEON/TANGS	424.00	425.00	1.00
UNICORNFISH	1785.00	1141.00	0.64
CONVICT TANG	2357.00	2936.00	1.25
DUSSUMIER'S SURGEON	1204.00	858.00	0.71
RING-TAILED SURGEON	276.00	127.00	0.46
FLOUNDERS	1.00	1.00	1.00
TRIGGERFISH	284.00	228.00	0.80
FILEFISH	877.00	703.00	0.80
RAINBOW RUNNER	107.00	80.00	0.75
DOLPHIN (MAHIMAHI)	14188.00	29693.00	2.09
BARRACUDAS	1421.00	1417.00	1.00
WAHOO	12144.00	28101.00	2.31
JAPANESE MACKEREL	298.00	334.00	1.12
TUNAS	16.00	25.00	1.56
SKIPJACK TUNA	171382.00	131264.00	0.77
YELLOWFIN TUNA	64775.00	110748.00	1.71
ALBACORE	358.00	759.00	2.12
BIGEYE TUNA	40026.00	151850.00	3.79
KAWAKAWA	6849.00	4316.00	0.63
BROADBILL SWORDFISH	837.00	1426.00	1.70
BLUE MARLIN	29458.00	16458.00	0.56
BLACK MARLIN	578.00	566.00	0.98
STRIPED MARLIN	18834.00	27976.00	1.49
SHORTNOSE SPEARFISH	2506.00	3424.00	1.37
SAILFISH	13.00	5.00	0.38
OCEAN MOONFISH	5.00	11.00	2.20
SPINY LOBSTER	8491.00	32738.00	3.86
SLIPPER LOBSTER	386.00	891.00	2.31
CRABS	673.00	707.00	1.05
KONA CRAB	3421.00	11632.00	3.40
WHITE CRAB	228.00	764.00	3.35
OCTOPUS	628.00	988.00	1.57
SQUID	4.00	4.00	1.00
LIMPETS (SALTWATER)	1403.00	2692.00	1.92
ALGAE	915.00	1070.00	1.17
** SUBTOTAL **	561845.00	831531.00	

Table 10.6

HAWAII APRIL 1979 COMMERCIAL LANDINGS
FISH PURCHASES BY SPECIES

SPECIES -----	POUNDS -----	VALUE -----	AVE \$/# -----
MISCELLANEOUS	1650.00	1619.00	0.98
SHARKS	121.00	21.00	0.17
EELS	685.00	216.00	0.32
BIGEYE SCAD (AKULE)	68737.00	72201.00	1.05
MACKEREL SCAD	16019.00	20000.00	1.25
TEN POUNDER	726.00	437.00	0.60
BONEFISH	861.00	692.00	0.80
MILKFISH	441.00	436.00	0.99
THREADFIN	134.00	313.00	2.34
MULLET	541.00	1150.00	2.13
JACKS (DEEP WATER)	6996.00	8994.00	1.29
AMBERJACK	8328.00	4969.00	0.60
BLUE CREVALLY	106.00	108.00	1.02
GIANT SEA BASS	8641.00	9696.00	1.12
BLUE LINED SNAPPER	3399.00	2078.00	0.61
EHU (RED SNAPPER)	2708.00	5657.00	2.09
GINDAI (FLOWER SNAP)	689.00	742.00	1.08
KALIKALI (PINK SNAP)	633.00	1046.00	1.65
LEHI (SILVERJAW)	1066.00	1511.00	1.42
ONAGA (RED SNAPPER)	4882.00	14041.00	2.88
OPAKAPAKA (PINK SNP)	17012.00	37533.00	2.21
UKU (GRAY SNAPPER)	6881.00	12069.00	1.75
SQUIRRELFISH	3841.00	6776.00	1.76
SCORPIONFISH	485.00	704.00	1.45
MOUNTAIN BASS	867.00	970.00	1.12
BIGEYES	369.00	433.00	1.17
GOATFISH	4474.00	4658.00	1.04
RED GOATFISH	572.00	1041.00	1.82
WHITESADDLE GOATFISH	1479.00	4544.00	3.07
MANYBAR GOATFISH	711.00	1290.00	1.81
RUDDERFISH	516.00	298.00	0.58
DAMSELFISH	129.00	141.00	1.09
TILAPIA	168.00	295.00	1.76
HAWAIIAN HOGFISH	194.00	75.00	0.39
RAZOR WRASSE	354.00	613.00	1.73
PARROTFISH	2041.00	1781.00	0.87
SURGEON/TANGS	100.00	97.00	0.97
UNICORNFISH	1148.00	568.00	0.49
CONVICT TANG	389.00	572.00	1.47
DUSSUMIER'S SURGEON	1084.00	602.00	0.56
RING-TAILED SURGEON	174.00	93.00	0.53
TRIGGERFISH	285.00	157.00	0.55
FILEFISH	641.00	387.00	0.60
RAINBOW RUNNER	212.00	171.00	0.81

Table 10.6 (cont.)

HAWAII APRIL 1979 COMMERCIAL LANDINGS
FISH PURCHASES BY SPECIES

SPECIES -----	POUNDS -----	VALUE -----	AVE \$/# -----
DOLPHIN (MAHIMAHI)	23980.00	36590.00	1.53
BARRACUDAS	1418.00	1463.00	1.03
WAHOO	29895.00	44979.00	1.50
SKIPJACK TUNA	333633.00	279212.00	0.84
YELLOWFIN TUNA	87593.00	182821.00	2.09
ALBACORE	2134.00	4253.00	1.99
BIGEYE TUNA	26497.00	94200.00	3.56
KAWAKAWA	1697.00	1220.00	0.72
BROADBILL SWORDFISH	3809.00	6320.00	1.66
BLUE MARLIN	29647.00	16150.00	0.54
BLACK MARLIN	753.00	333.00	0.44
STRIPED MARLIN	18434.00	22346.00	1.21
SHORTNOSE SPEARFISH	3188.00	2954.00	0.93
SPINY LOBSTER	1779.00	6448.00	3.62
CRABS	86.00	74.00	0.86
KONA CRAB	8717.00	22298.00	2.56
WHITE CRAB	160.00	431.00	2.69
SHRIMP (FRESHWATER)	926.00	1367.00	1.48
OCTOPUS	548.00	842.00	1.54
LIMPETS (SALTWATER)	1265.00	2559.00	2.02
STONEY CORALS	575.00	453.00	0.79
ALGAE	869.00	1011.00	1.16
** SUBTOTAL **	749092.00	950119.00	

Table 10.7

HAWAII MAY 1979 COMMERCIAL LANDINGS
FISH PURCHASES BY SPECIES

SPECIES	POUNDS	VALUE	AVE \$/#
-----	-----	-----	-----
MISCELLANEOUS	2227.00	1809.00	0.81
SHARKS	182.00	48.00	0.26
EELS	648.00	225.00	0.35
BIGEYE SCAD (AKULE)	83021.00	84064.00	1.01
MACKEREL SCAD	22064.00	26252.00	1.19
TEN POUNDER	430.00	279.00	0.65
BONEFISH	415.00	369.00	0.89
MILKFISH	282.00	205.00	0.73
THREADFIN	211.00	527.00	2.50
MULLET	927.00	1888.00	2.04
JACKS (DEEP WATER)	9826.00	13892.00	1.41
AMBERJACK	4447.00	1723.00	0.39
GIANT SEA BASS	2659.00	4353.00	1.64
BLUE LINED SNAPPER	3586.00	2019.00	0.56
EHU (RED SNAPPER)	1106.00	2815.00	2.55
GINDAI (FLOWER SNAP)	123.00	194.00	1.58
KALIKALI (PINK SNAP)	340.00	725.00	2.13
LEHI (SILVERJAW)	482.00	807.00	1.67
ONAGA (RED SNAPPER)	2155.00	7630.00	3.54
OPAKAPAKA (PINK SNP)	10417.00	26877.00	2.58
UKU (GRAY SNAPPER)	11624.00	25140.00	2.16
SQUIRRELFISH	2478.00	4510.00	1.82
SCORPIONFISH	254.00	147.00	0.58
MOUNTAIN BASS	583.00	795.00	1.36
BIGEYES	934.00	1033.00	1.11
GOATFISH	3437.00	3356.00	0.98
RED GOATFISH	647.00	1256.00	1.94
WHITESADDLE GOATFISH	1294.00	3585.00	2.77
MANYBAR GOATFISH	558.00	831.00	1.49
RUDDERFISH	701.00	306.00	0.44
DAMSELFISH	219.00	226.00	1.03
TILAPIA	101.00	176.00	1.74
HAWAIIAN HOGFISH	166.00	58.00	0.35
RAZOR WRASSE	402.00	600.00	1.49
PARROTFISH	1769.00	1386.00	0.78
SURGEON/TANGS	318.00	192.00	0.60
UNICORNFISH	606.00	182.00	0.30
CONVICT TANG	584.00	819.00	1.40
DUSSUMIER'S SURGEON	1421.00	748.00	0.53
RING-TAILED SURGEON	384.00	181.00	0.47
FILEFISH	374.00	258.00	0.69
RAINBOW RUNNER	119.00	90.00	0.76
DOLPHIN (MAHIMAHI)	16025.00	28971.00	1.81
BARRACUDAS	705.00	695.00	0.99

Table 10.7 (cont.)

HAWAII MAY 1979 COMMERCIAL LANDINGS
FISH PURCHASES BY SPECIES

SPECIES -----	POUNDS -----	VALUE -----	AVE \$/# -----
WAHOO	21732.00	32639.00	1.50
SKIPJACK TUNA	756650.00	464279.00	0.61
YELLOWFIN TUNA	179208.00	229938.00	1.28
ALBACORE	10841.00	15007.00	1.38
BIGEYE TUNA	14706.00	34708.00	2.36
KAWAKAWA	704.00	384.00	0.55
BROADBILL SWORDFISH	9411.00	14883.00	1.58
BLUE MARLIN	47137.00	20136.00	0.43
BLACK MARLIN	2019.00	744.00	0.37
STRIPED MARLIN	15859.00	16072.00	1.01
SHORTNOSE SPEARFISH	2042.00	1644.00	0.81
SAILFISH	299.00	217.00	0.73
SPINY LOBSTER	3273.00	11260.00	3.44
SLIPPER LOBSTER	263.00	605.00	2.30
CRABS	183.00	180.00	0.98
KONA CRAB	6211.00	17152.00	2.76
SHRIMP (FRESHWATER)	835.00	1394.00	1.67
OCTOPUS	534.00	882.00	1.65
SQUID	110.00	260.00	2.36
LIMPETS (SALTWATER)	939.00	1907.00	2.03
STONEY CORALS	195.00	198.00	1.02
SEA URCHINS	120.00	100.00	0.83
ALGAE	950.00	1024.00	1.08
** SUBTOTAL **	1265472.00	1117855.00	

Table 10.8

HAWAII JUNE 1979 COMMERCIAL LANDINGS
FISH PURCHASES BY SPECIES

SPECIES	POUNDS	VALUE	AVE \$/#
MISCELLANEOUS	1821.00	2091.00	1.15
EELS	549.00	137.00	0.25
BIGEYE SCAD (AKULE)	28535.00	31209.00	1.09
MACKEREL SCAD	23807.00	28513.00	1.20
TEN POUNDER	20.00	15.00	0.75
BONEFISH	3884.00	2547.00	0.66
THREADFIN	433.00	1083.00	2.50
MULLET	677.00	1376.00	2.03
JACKS (DEEP WATER)	8708.00	11058.00	1.27
AMBERJACK	2386.00	904.00	0.38
BLUE CREVALLY	149.00	209.00	1.40
GIANT SEA BASS	6960.00	10165.00	1.46
BLUE LINED SNAPPER	2991.00	2068.00	0.69
EHU (RED SNAPPER)	876.00	1974.00	2.25
GINDAI (FLOWER SNAP)	99.00	144.00	1.45
KALIKALI (PINK SNAP)	229.00	277.00	1.21
LEHI (SILVERJAW)	180.00	356.00	1.98
ONAGA (RED SNAPPER)	5067.00	11310.00	2.23
OPAKAPAKA (PINK SNP)	9422.00	22247.00	2.36
UKU (GRAY SNAPPER)	15476.00	27964.00	1.81
SQUIRRELFISH	3984.00	6906.00	1.73
SCORPIONFISH	387.00	549.00	1.42
MOUNTAIN BASS	355.00	466.00	1.31
BIGEYES	681.00	708.00	1.04
GOATFISH	4079.00	3939.00	0.97
RED GOATFISH	875.00	1496.00	1.71
WHITESADDLE GOATFISH	1431.00	4177.00	2.92
MANYBAR GOATFISH	689.00	1131.00	1.64
RUDDERFISH	693.00	359.00	0.52
TILAPIA	277.00	485.00	1.75
HAWAIIAN HOGFISH	271.00	100.00	0.37
RAZOR WRASSE	408.00	623.00	1.53
PARROTFISH	1113.00	949.00	0.85
SURGEON/TANGS	521.00	389.00	0.75
UNICORNFISH	827.00	277.00	0.33
CONVICT TANG	705.00	1059.00	1.50
DUSSUMIER'S SURGEON	1292.00	616.00	0.48
RING-TAILED SURGEON	384.00	232.00	0.60
TRIGGERFISH	149.00	64.00	0.43
FILEFISH	260.00	201.00	0.77
DOLPHIN (MAHIMAHI)	8706.00	16510.00	1.90
BARRACUDAS	500.00	375.00	0.75
WAHOO	18664.00	25385.00	1.36
SKIPJACK TUNA	657173.00	347548.00	0.53

Table 10.8 (cont.)

HAWAII JUNE 1979 COMMERCIAL LANDINGS
FISH PURCHASES BY SPECIES

SPECIES	POUNDS	VALUE	AVE \$/#
YELLOWFIN TUNA	301142.00	276452.00	0.92
ALBACORE	10808.00	9681.00	0.90
BIGEYE TUNA	3919.00	5340.00	1.36
KAWAKAWA	223.00	201.00	0.90
BROADBILL SWORDFISH	7025.00	10159.00	1.45
BLUE MARLIN	43986.00	17877.00	0.41
BLACK MARLIN	1099.00	320.00	0.29
STRIPED MARLIN	9581.00	8619.00	0.90
SHORTNOSE SPEARFISH	697.00	720.00	1.03
SAILFISH	50.00	44.00	0.88
CRABS	231.00	197.00	0.85
OCTOPUS	1127.00	1839.00	1.63
SQUID	151.00	258.00	1.71
LIMPETS (SALTWATER)	1018.00	2014.00	1.98
STONEY CORALS	343.00	6160.00	17.96
PRECIOUS CORALS	45.00	712.00	15.82
ALGAE	1404.00	1710.00	1.22
** SUBTOTAL **	1199542.00	912494.00	

Table 10.9

HAWAII JULY 1979 COMMERCIAL LANDINGS
FISH PURCHASES BY SPECIES

SPECIES	POUNDS	VALUE	AVE \$/#
-----	-----	-----	-----
MISCELLANEOUS	3012.00	3437.00	1.14
EELS	344.00	113.00	0.33
BIGEYE SCAD (AKULE)	47297.00	47433.00	1.00
MACKEREL SCAD	31797.00	38350.00	1.21
TEN POUNDER	8.00	10.00	1.25
BONEFISH	2144.00	1249.00	0.58
MILKFISH	556.00	337.00	0.61
THREADFIN	186.00	399.00	2.15
MULLET	810.00	1768.00	2.18
JACKS (DEEP WATER)	5797.00	7598.00	1.31
AMBERJACK	1315.00	391.00	0.30
GIANT SEA BASS	2406.00	3102.00	1.29
BLUE LINED SNAPPER	3911.00	2375.00	0.61
EHU (RED SNAPPER)	942.00	2093.00	2.22
GINDAI (FLOWER SNAP)	125.00	187.00	1.50
KALIKALI (PINK SNAP)	154.00	213.00	1.38
LEHI (SILVERJAW)	335.00	473.00	1.41
ONAGA (RED SNAPPER)	1954.00	4114.00	2.11
OPAKAPAKA (PINK SNP)	6194.00	12036.00	1.94
UKU (GRAY SNAPPER)	7411.00	11141.00	1.50
SQUIRRELFISH	3693.00	6462.00	1.75
SCORPIONFISH	309.00	511.00	1.65
MOUNTAIN BASS	1472.00	1592.00	1.08
BIGEYES	550.00	648.00	1.18
GOATFISH	6088.00	5300.00	0.87
RED GOATFISH	520.00	988.00	1.90
WHITESADDLE GOATFISH	1086.00	2940.00	2.71
MANYBAR GOATFISH	743.00	2248.00	3.03
RUDDERFISH	1370.00	430.00	0.31
RAZOR WRASSE	400.00	776.00	1.94
PARROTFISH	1909.00	1343.00	0.70
SURGEON/TANGS	855.00	620.00	0.73
UNICORNFISH	3344.00	868.00	0.26
CONVICT TANG	605.00	924.00	1.53
DUSSUMIER'S SURGEON	917.00	536.00	0.58
RING-TAILED SURGEON	460.00	295.00	0.64
DOLPHIN (MAHIMAHI)	8204.00	18287.00	2.23
BARRACUDAS	478.00	457.00	0.96
WAHOO	15528.00	24220.00	1.56
SKIPJACK TUNA	1024101.00	546417.00	0.53
YELLOWFIN TUNA	379513.00	289734.00	0.76
ALBACORE	2570.00	1622.00	0.63
BIGEYE TUNA	2660.00	1525.00	0.57
KAWAKAWA	610.00	401.00	0.66

Table 10.9 (cont.)

HAWAII JULY 1979 COMMERCIAL LANDINGS
FISH PURCHASES BY SPECIES

SPECIES -----	POUNDS -----	VALUE -----	AVE \$/# -----
BROADBILL SWORDFISH	3533.00	5189.00	1.47
BLUE MARLIN	48353.00	17316.00	0.36
BLACK MARLIN	1725.00	870.00	0.50
STRIPED MARLIN	2043.00	1251.00	0.61
SHORTNOSE SPEARFISH	1344.00	1106.00	0.82
SAILFISH	300.00	180.00	0.60
SPINY LOBSTER	988.00	4249.00	4.30
SLIPPER LOBSTER	360.00	864.00	2.40
CRABS	10.00	37.00	3.70
KONA CRAB	600.00	1800.00	3.00
SHRIMP (FRESHWATER)	40.00	80.00	2.00
OCTOPUS	4528.00	7213.00	1.59
SQUID	785.00	1210.00	1.54
LIMPETS (SALTWATER)	1009.00	1900.00	1.88
STONEY CORALS	336.00	6002.00	17.86
PRECIOUS CORALS	195.00	3543.00	18.17
ALGAE	1635.00	2048.00	1.25
** SUBTOTAL **	1642467.00	1100821.00	

Table 10.10

HAWAII AUGUST 1979 COMMERCIAL LANDINGS
FISH PURCHASES BY SPECIES

SPECIES	POUNDS	VALUE	AVE \$/#
-----	-----	-----	-----
MISCELLANEOUS	2258.00	2216.00	0.98
EELS	1326.00	500.00	0.38
BIGEYE SCAD (AKULE)	13425.00	14515.00	1.08
MACKEREL SCAD	48982.00	55511.00	1.13
TEN POUNDER	34.00	26.00	0.76
BONEFISH	1334.00	1147.00	0.86
MILKFISH	306.00	185.00	0.60
THREADFIN	301.00	745.00	2.48
MULLET	866.00	1836.00	2.12
JACKS (DEEP WATER)	8360.00	11330.00	1.36
AMBERJACK	1303.00	711.00	0.55
BLUE CREVALLY	311.00	317.00	1.02
GIANT SEA BASS	6555.00	7610.00	1.16
BLUE LINED SNAPPER	4177.00	2960.00	0.71
EHU (RED SNAPPER)	1218.00	2741.00	2.25
GINDAI (FLOWER SNAP)	698.00	861.00	1.23
KALIKALI (PINK SNAP)	792.00	1046.00	1.32
LEHI (SILVERJAW)	903.00	1304.00	1.44
ONAGA (RED SNAPPER)	4853.00	9956.00	2.05
OPAKAPAKA (PINK SNP)	12831.00	25645.00	2.00
UKU (GRAY SNAPPER)	7724.00	13499.00	1.75
PORGY	110.00	129.00	1.17
SQUIRRELFISH	6057.00	10599.00	1.75
SCORPIONFISH	500.00	818.00	1.64
MOUNTAIN BASS	198.00	242.00	1.22
BIGEYES	608.00	708.00	1.16
GOATFISH	3374.00	3570.00	1.06
RED GOATFISH	1952.00	3079.00	1.58
WHITESADDLE GOATFISH	1607.00	4789.00	2.98
MANYBAR GOATFISH	1162.00	2136.00	1.84
RUDDERFISH	276.00	155.00	0.56
HAWAIIAN HOGFISH	220.00	75.00	0.34
RAZOR WRASSE	417.00	690.00	1.65
PARROTFISH	2385.00	1797.00	0.75
SURGEON/TANGS	675.00	546.00	0.81
UNICORNFISH	1152.00	504.00	0.44
CONVICT TANG	777.00	1027.00	1.32
DUSSUMIER'S SURGEON	2980.00	1620.00	0.54
RING-TAILED SURGEON	373.00	179.00	0.48
RAINBOW RUNNER	468.00	414.00	0.88
DOLPHIN (MAHIMAH I)	13025.00	20328.00	1.56
BARRACUDAS	866.00	791.00	0.91
WAHOO	14058.00	23636.00	1.68
SKIPJACK TUNA	1014168.00	502407.00	0.50

Table 10.10 (cont.)

HAWAII AUGUST 1979 COMMERCIAL LANDINGS
FISH PURCHASES BY SPECIES

SPECIES	POUNDS	VALUE	AVE \$/#
-----	-----	-----	-----
YELLOWFIN TUNA	280138.00	257009.00	0.92
ALBACORE	3433.00	2175.00	0.63
BIGEYE TUNA	6387.00	5070.00	0.79
KAWAKAWA	403.00	279.00	0.69
BROADBILL SWORDFISH	788.00	1113.00	1.41
BLUE MARLIN	48346.00	21045.00	0.44
BLACK MARLIN	145.00	36.00	0.25
STRIPED MARLIN	621.00	494.00	0.80
SHORTNOSE SPEARFISH	106.00	70.00	0.66
SAILFISH	93.00	56.00	0.60
CRABS	168.00	319.00	1.90
WHITE CRAB	168.00	432.00	2.57
SHRIMP (FRESHWATER)	151.00	338.00	2.24
OCTOPUS	2627.00	4019.00	1.53
SQUID	5689.00	4925.00	0.87
LIMPETS (SALTWATER)	1356.00	2714.00	2.00
ALGAE	1789.00	2195.00	1.23
** SUBTOTAL **			
	1538373.00	1037189.00	

Table 10.11

HAWAII SEPTEMBER 1979 COMMERCIAL LANDINGS
FISH PURCHASES BY SPECIES

SPECIES	POUNDS	VALUE	AVE \$/#
-----	-----	-----	-----
MISCELLANEOUS	1567.00	1795.00	1.15
EELS	951.00	369.00	0.39
BIGEYE SCAD (AKULE)	9005.00	11239.00	1.25
MACKEREL SCAD	57984.00	60234.00	1.04
TEN POUNDER	407.00	296.00	0.73
BONEFISH	532.00	381.00	0.72
MILKFISH	242.00	334.00	1.38
THREADFIN	114.00	265.00	2.32
MULLET	1217.00	2437.00	2.00
JACKS (DEEP WATER)	5220.00	6919.00	1.33
AMBERJACK	1679.00	859.00	0.51
GIANT SEA BASS	3313.00	3762.00	1.14
BLUE LINED SNAPPER	8892.00	4275.00	0.48
EHU (RED SNAPPER)	1034.00	2258.00	2.18
GINDAI (FLOWER SNAP)	290.00	358.00	1.23
KALIKALI (PINK SNAP)	572.00	745.00	1.30
LEHI (SILVERJAW)	1175.00	1663.00	1.42
ONAGA (RED SNAPPER)	2139.00	5308.00	2.48
OPAKAPAKA (PINK SNP)	17824.00	35105.00	1.97
UKU (GRAY SNAPPER)	8046.00	14811.00	1.84
PORGY	185.00	304.00	1.64
REEF JACKS	80.00	119.00	1.49
SQUIRRELFISH	4438.00	7422.00	1.67
SCORPIONFISH	288.00	453.00	1.57
MOUNTAIN BASS	200.00	296.00	1.48
BIGEYES	351.00	400.00	1.14
CARDINALFISH	143.00	124.00	0.87
GOATFISH	9741.00	7717.00	0.79
RED GOATFISH	2553.00	3435.00	1.35
WHITESADDLE GOATFISH	1049.00	3072.00	2.93
MANYBAR GOATFISH	808.00	1593.00	1.97
RUDDERFISH	2743.00	1012.00	0.37
TILAPIA	139.00	244.00	1.76
HAWAIIAN HOGFISH	134.00	137.00	1.02
RAZOR WRASSE	571.00	936.00	1.64
PARROTFISH	2703.00	2142.00	0.79
SURGEON/TANGS	796.00	715.00	0.90
UNICORNFISH	485.00	231.00	0.48
CONVICT TANG	474.00	607.00	1.28
DUSSUMIER'S SURGEON	2931.00	1646.00	0.56
RING-TAILED SURGEON	678.00	369.00	0.54
TRIGGERFISH	85.00	74.00	0.87
RAINBOW RUNNER	323.00	243.00	0.75
DOLPHIN (MAHIMAHI)	14477.00	25168.00	1.74

Table 10.11 (cont.)

HAWAII SEPTEMBER 1979 COMMERCIAL LANDINGS
FISH PURCHASES BY SPECIES

SPECIES	POUNDS	VALUE	AVE \$/#
-----	-----	-----	-----
BARRACUDAS	938.00	953.00	1.02
WAHOO	12417.00	23893.00	1.92
SKIPJACK TUNA	323541.00	246977.00	0.76
YELLOWFIN TUNA	122098.00	158863.00	1.30
ALBACORE	1864.00	1747.00	0.94
BIGEYE TUNA	583.00	649.00	1.11
KAWAKAWA	2098.00	1154.00	0.55
BROADBILL SWORDFISH	426.00	421.00	0.99
BLUE MARLIN	36150.00	16589.00	0.46
BLACK MARLIN	328.00	289.00	0.88
STRIPED MARLIN	432.00	427.00	0.99
SHORTNOSE SPEARFISH	179.00	132.00	0.74
SAILFISH	64.00	32.00	0.50
SPINY LOBSTER	2247.00	7644.00	3.40
CRABS	373.00	764.00	2.05
KONA CRAB	1749.00	4168.00	2.38
WHITE CRAB	249.00	653.00	2.62
OCTOPUS	3464.00	5251.00	1.52
SQUID	8410.00	6120.00	0.73
LIMPETS (SALTWATER)	858.00	1690.00	1.97
PRECIOUS CORALS	63.00	943.00	14.97
ALGAE	1922.00	2314.00	1.20
** SUBTOTAL **	689031.00	693545.00	

Table 10.12

HAWAII OCTOBER 1979 COMMERCIAL LANDINGS
FISH PURCHASES BY SPECIES

SPECIES	POUNDS	VALUE	AVE \$/#
MISCELLANEOUS	2777.00	3084.00	1.11
EELS	422.00	170.00	0.40
BIGEYE SCAD (AKULE)	14441.00	17566.00	1.22
MACKEREL SCAD	53357.00	60331.00	1.13
ANCHOVY	204.00	255.00	1.25
TEN POUNDER	260.00	200.00	0.77
BONEFISH	1210.00	1007.00	0.83
MILKFISH	13.00	13.00	1.00
MULLET	1146.00	2578.00	2.25
JACKS (DEEP WATER)	8046.00	10125.00	1.26
AMBERJACK	2724.00	1715.00	0.63
BLUE CREVALLY	151.00	223.00	1.48
GIANT SEA BASS	5844.00	6673.00	1.14
BLUE LINED SNAPPER	5403.00	2958.00	0.55
EHU (RED SNAPPER)	1726.00	3609.00	2.09
GINDAI (FLOWER SNAP)	166.00	262.00	1.58
KALIKALI (PINK SNAP)	396.00	583.00	1.47
LEHI (SILVERJAW)	2632.00	3990.00	1.52
ONAGA (RED SNAPPER)	4133.00	10287.00	2.49
OPAKAPAKA (PINK SNP)	21768.00	44775.00	2.06
UKU (GRAY SNAPPER)	4364.00	8679.00	1.99
SQUIRRELFISH	6176.00	10979.00	1.78
SCORPIONFISH	356.00	582.00	1.63
MOUNTAIN BASS	425.00	773.00	1.82
BIGEYES	683.00	888.00	1.30
GOATFISH	6778.00	5493.00	0.81
RED GOATFISH	3307.00	5261.00	1.59
WHITESADDLE GOATFISH	785.00	2376.00	3.03
MANYBAR GOATFISH	559.00	1134.00	2.03
RUDDERFISH	201.00	73.00	0.36
TILAPIA	167.00	292.00	1.75
HAWAIIAN HOGFISH	268.00	92.00	0.34
RAZOR WRASSE	200.00	350.00	1.75
PARROTFISH	1483.00	1150.00	0.78
SURGEON/TANGS	558.00	445.00	0.80
UNICORNFISH	402.00	180.00	0.45
CONVICT TANG	197.00	285.00	1.45
DUSSUMIER'S SURGEON	1749.00	1061.00	0.61
RING-TAILED SURGEON	621.00	309.00	0.50
TRIGGERFISH	97.00	58.00	0.60
RAINBOW RUNNER	675.00	580.00	0.86
DOLPHIN (MAHIMAHI)	19006.00	36957.00	1.94
BARRACUDAS	845.00	948.00	1.12
WAHOO	13995.00	29612.00	2.12

Table 10.12 (cont.)

HAWAII OCTOBER 1979 COMMERCIAL LANDINGS
FISH PURCHASES BY SPECIES

SPECIES	POUNDS	VALUE	AVE \$/#
SKIPJACK TUNA	216658.00	239614.00	1.11
YELLOWFIN TUNA	96931.00	220402.00	2.27
ALBACORE	1249.00	4287.00	3.43
BIGEYE TUNA	705.00	1845.00	2.62
KAWAKAWA	2763.00	1607.00	0.58
BROADBILL SWORDFISH	333.00	433.00	1.30
BLUE MARLIN	19096.00	11706.00	0.61
BLACK MARLIN	496.00	487.00	0.98
STRIPED MARLIN	2384.00	5086.00	2.13
SHORTNOSE SPEARFISH	378.00	470.00	1.24
SAILFISH	65.00	33.00	0.51
SPINY LOBSTER	1724.00	5962.00	3.46
CRABS	292.00	612.00	2.10
KONA CRAB	91.00	240.00	2.64
WHITE CRAB	450.00	1166.00	2.59
SHRIMP (FRESHWATER)	232.00	415.00	1.79
OCTOPUS	3046.00	5138.00	1.69
SQUID	3425.00	1805.00	0.53
LIMPETS (SALTWATER)	614.00	1240.00	2.02
STONEY CORALS	70.00	35.00	0.50
PRECIOUS CORALS	429.00	6435.00	15.00
ALGAE	1477.00	1819.00	1.23
** SUBTOTAL **	543624.00	789798.00	

Table 10.13

HAWAII NOVEMBER 1979 COMMERCIAL LANDINGS
FISH PURCHASES BY SPECIES

SPECIES	POUNDS	VALUE	AVE \$/#
MISCELLANEOUS	2037.00	2596.00	1.27
EELS	391.00	191.00	0.49
BIGEYE SCAD (AKULE)	35037.00	36571.00	1.04
MACKEREL SCAD	65546.00	67679.00	1.03
TEN POUNDER	93.00	72.00	0.77
BONEFISH	2166.00	2024.00	0.93
MILKFISH	720.00	1008.00	1.40
MULLET	1944.00	4365.00	2.25
JACKS (DEEP WATER)	6147.00	8275.00	1.35
AMBERJACK	2517.00	1776.00	0.71
BLUE CREVALLY	92.00	139.00	1.51
GIANT SEA BASS	3167.00	3650.00	1.15
BLUE LINED SNAPPER	4313.00	2136.00	0.50
EHU (RED SNAPPER)	1628.00	3513.00	2.16
GINDAI (FLOWER SNAP)	276.00	397.00	1.44
KALIKALI (PINK SNAP)	653.00	1026.00	1.57
LEHI (SILVERJAW)	992.00	1415.00	1.43
ONAGA (RED SNAPPER)	3202.00	8603.00	2.69
OPAKAPAKA (PINK SNP)	18577.00	39197.00	2.11
UKU (GRAY SNAPPER)	4163.00	7599.00	1.83
PORGY	158.00	264.00	1.67
REEF JACKS	103.00	157.00	1.52
SQUIRRELFISH	3773.00	6408.00	1.70
SCORPIONFISH	365.00	563.00	1.54
MOUNTAIN BASS	410.00	620.00	1.51
BIGEYES	617.00	704.00	1.14
GOATFISH	5754.00	5359.00	0.93
RED GOATFISH	3912.00	5222.00	1.33
WHITESADDLE GOATFISH	915.00	2913.00	3.18
MANYBAR GOATFISH	463.00	937.00	2.02
RUDDERFISH	169.00	78.00	0.46
DAMSELFISH	128.00	151.00	1.18
TILAPIA	49.00	86.00	1.76
HAWAIIAN HOGFISH	347.00	86.00	0.25
RAZOR WRASSE	293.00	534.00	1.82
PARROTFISH	526.00	489.00	0.93
SURGEON/TANGS	373.00	308.00	0.83
UNICORNFISH	716.00	308.00	0.43
CONVICT TANG	371.00	520.00	1.40
DUSSUMIER'S SURGEON	1163.00	658.00	0.57
RING-TAILED SURGEON	417.00	208.00	0.50
TRIGGERFISH	142.00	64.00	0.45
RAINBOW RUNNER	789.00	440.00	0.56
DOLPHIN (MAHIMAHI)	12496.00	23635.00	1.89

Table 10.13 (cont.)

HAWAII NOVEMBER 1979 COMMERCIAL LANDINGS
FISH PURCHASES BY SPECIES

SPECIES	POUNDS	VALUE	AVE \$/#
-----	-----	-----	-----
BARRACUDAS	480.00	390.00	0.81
WAHOO	10662.00	23793.00	2.23
SKIPJACK TUNA	98923.00	150302.00	1.52
YELLOWFIN TUNA	92993.00	240941.00	2.59
ALBACORE	157.00	3823.00	24.35
BIGEYE TUNA	3312.00	12760.00	3.85
KAWAKAWA	5731.00	4922.00	0.86
BROADBILL SWORDFISH	476.00	565.00	1.19
BLUE MARLIN	11756.00	15454.00	1.31
STRIPED MARLIN	3243.00	4538.00	1.40
SHORTNOSE SPEARFISH	143.00	99.00	0.69
SAILFISH	125.00	111.00	0.89
SPINY LOBSTER	276.00	973.00	3.53
CRABS	169.00	367.00	2.17
KONA CRAB	1257.00	3754.00	2.99
WHITE CRAB	466.00	1233.00	2.65
SHRIMP (FRESHWATER)	1185.00	1393.00	1.18
OCTOPUS	1942.00	3089.00	1.59
SQUID	934.00	1068.00	1.14
LIMPETS (SALTWATER)	465.00	953.00	2.05
STONEY CORALS	1069.00	1069.00	1.00
PRECIOUS CORALS	176.00	2640.00	15.00
ALGAE	999.00	1215.00	1.22
** SUBTOTAL **			
	425049.00	718396.00	

Table 10.14

HAWAII DECEMBER 1979 COMMERCIAL LANDINGS
FISH PURCHASES BY SPECIES

SPECIES	POUNDS	VALUE	AVE \$/#
-----	-----	-----	-----
MISCELLANEOUS	2282.00	2423.00	1.06
SHARKS	358.00	127.00	0.35
EELS	580.00	208.00	0.36
BIGEYE SCAD (AKULE)	45669.00	42016.00	0.92
MACKEREL SCAD	48494.00	47850.00	0.99
TEN POUNDER	203.00	226.00	1.11
BONEFISH	2095.00	1714.00	0.82
MILKFISH	227.00	388.00	1.71
MULLET	473.00	1203.00	2.54
SNAKE MACKEREL	275.00	286.00	1.04
JACKS (DEEP WATER)	7201.00	10575.00	1.47
AMBERJACK	4770.00	3370.00	0.71
BLUE CREVALLY	227.00	368.00	1.62
GIANT SEA BASS	3009.00	4379.00	1.46
SNAPPERS	151.00	434.00	2.87
BLUE LINED SNAPPER	2382.00	1553.00	0.65
EHU (RED SNAPPER)	2687.00	6371.00	2.37
GINDAI (FLOWER SNAP)	208.00	371.00	1.78
KALIKALI (PINK SNAP)	1428.00	2142.00	1.50
LEHI (SILVERJAW)	4247.00	6104.00	1.44
ONAGA (RED SNAPPER)	5112.00	14281.00	2.79
OPAKAPAKA (PINK SNP)	28162.00	62855.00	2.23
UKU (GRAY SNAPPER)	6634.00	13018.00	1.96
SQUIRRELFISH	3172.00	5528.00	1.74
SCORPIONFISH	500.00	802.00	1.60
MOUNTAIN BASS	340.00	526.00	1.55
BIGEYES	367.00	448.00	1.22
GOATFISH	4481.00	5434.00	1.21
RED GOATFISH	2167.00	3354.00	1.55
WHITESADDLE GOATFISH	1119.00	3474.00	3.10
MANYBAR GOATFISH	513.00	893.00	1.74
RUDDERFISH	234.00	121.00	0.52
TILAPIA	27.00	48.00	1.78
HAWAIIAN HOGFISH	396.00	186.00	0.47
RAZOR WRASSE	146.00	293.00	2.01
PARROTFISH	1635.00	1262.00	0.77
SURGEON/TANGS	267.00	201.00	0.75
UNICORNFISH	266.00	116.00	0.44
CONVICT TANG	350.00	448.00	1.28
DUSSUMIER'S SURGEON	1093.00	648.00	0.59
RING-TAILED SURGEON	116.00	51.00	0.44
RAINBOW RUNNER	397.00	230.00	0.58
DOLPHIN (MAHIMAHI)	7899.00	20560.00	2.60
BARRACUDAS	1072.00	893.00	0.83

IV.36

Table 10.14 (cont.)

HAWAII DECEMBER 1979 COMMERCIAL LANDINGS
FISH PURCHASES BY SPECIES

SPECIES -----	POUNDS -----	VALUE -----	AVE \$/# -----
WAHOO	15044.00	32642.00	2.17
SKIPJACK TUNA	223392.00	214600.00	0.96
YELLOWFIN TUNA	221824.00	379911.00	1.71
ALBACORE	352.00	440.00	1.25
BIGEYE TUNA	16141.00	32614.00	2.02
KAWAKAWA	5692.00	5214.00	0.92
BROADBILL SWORDFISH	450.00	654.00	1.45
BLUE MARLIN	13779.00	8761.00	0.64
STRIPED MARLIN	10470.00	12104.00	1.16
SPINY LOBSTER	264.00	690.00	2.61
CRABS	62.00	201.00	3.24
KONA CRAB	295.00	809.00	2.74
WHITE CRAB	255.00	680.00	2.67
SHRIMP (FRESHWATER)	365.00	256.00	0.70
OCTOPUS	1216.00	2007.00	1.65
SQUID	627.00	509.00	0.81
LIMPETS (SALTWATER)	608.00	1488.00	2.45
STONEY CORALS	372.00	372.00	1.00
PRECIOUS CORALS	278.00	4119.00	14.82
ALGAE	996.00	1492.00	1.50
** SUBTOTAL **			
	705913.00	967341.00	
** 1979 TOTAL **			
	10105321.00	10500599.00	

Figure 16.1

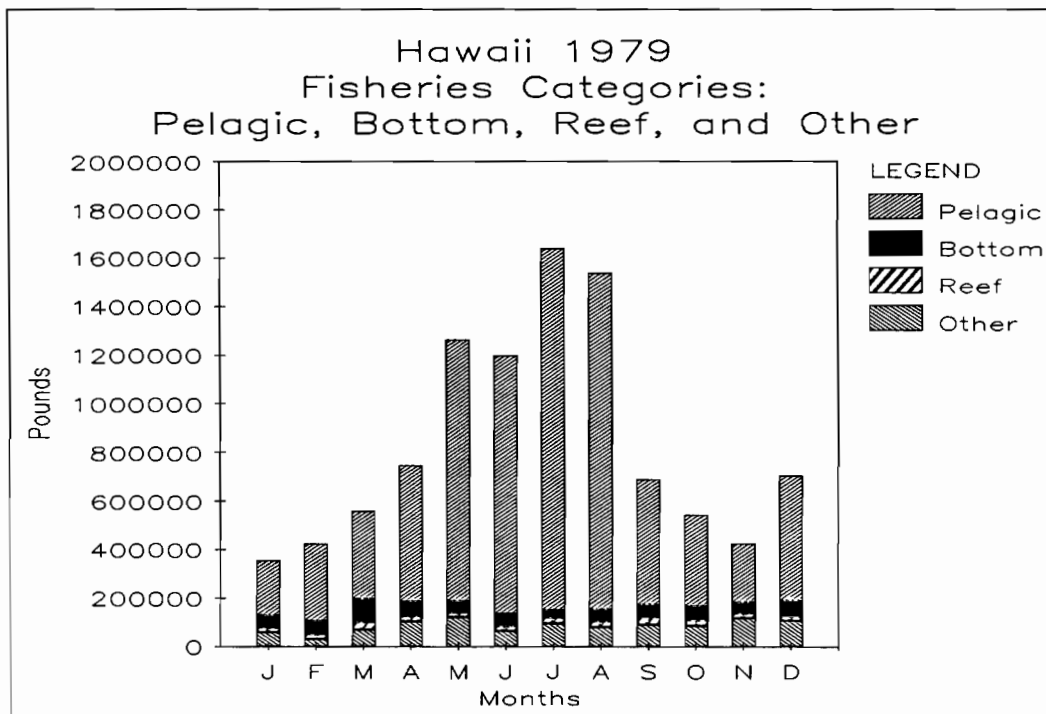


Figure 16.2

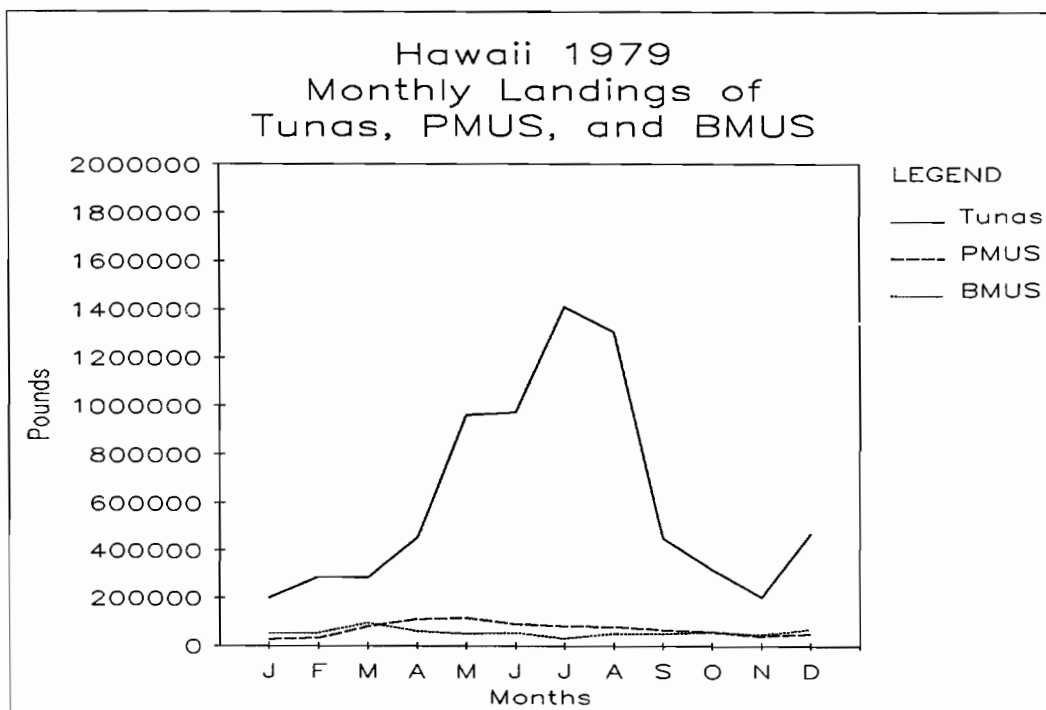


Figure 16.4

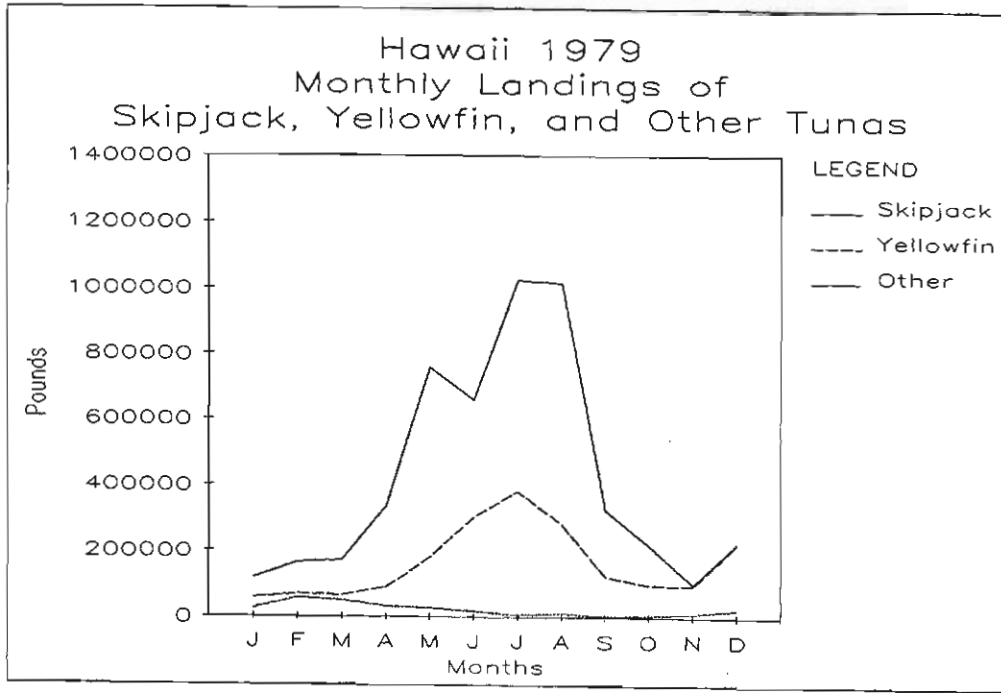


Figure 16.4

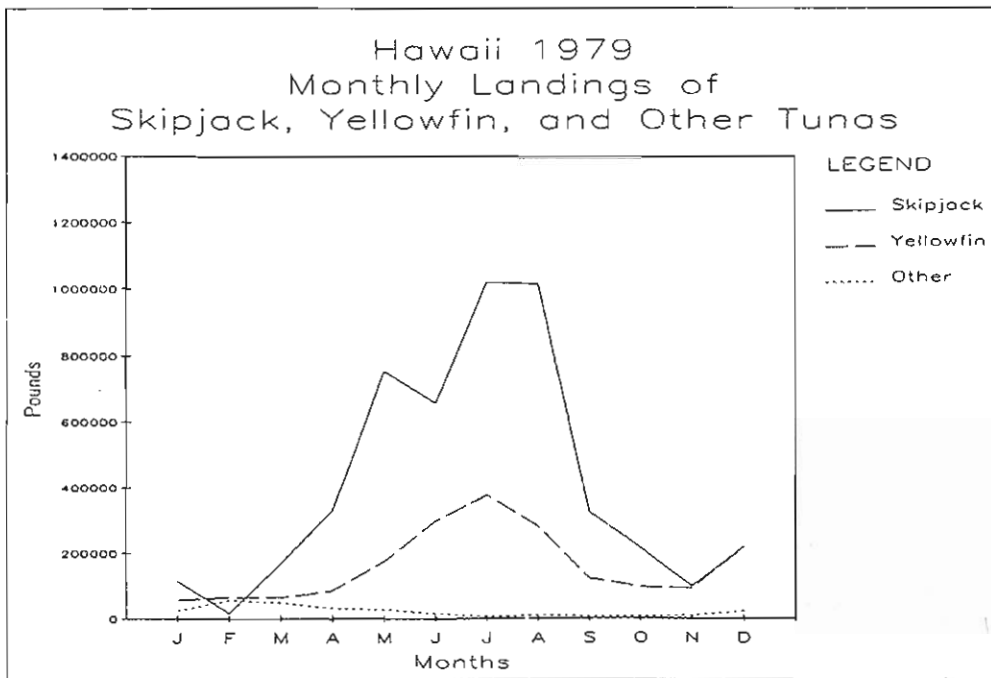


Table 11.1

HAWAII 1980 ANNUAL COMMERCIAL LANDINGS
FISH PURCHASES BY SPECIES

SPECIES	POUNDS	VALUE	AVE \$/#
MISCELLANEOUS	28843.00	34315.00	1.19
SHARKS	1090.00	395.00	0.36
EELS	7457.00	2168.00	0.29
BIGEYE SCAD (AKULE)	472045.00	473228.00	1.00
MACKEREL SCAD	474083.00	523040.00	1.10
TEN POUNDER	2580.00	2690.00	1.04
BONEFISH	11473.00	11353.00	0.99
MILKFISH	2671.00	2552.00	0.96
THREADFIN	1679.00	4524.00	2.69
MULLET	11112.00	24679.00	2.22
SNAKE MACKEREL	6698.00	6307.00	0.94
JACKS (DEEP WATER)	148612.00	146486.00	0.99
AMBERJACK	44935.00	28210.00	0.63
BLUE CREVALLY	2133.00	2902.00	1.36
GIANT SEA BASS	50082.00	64841.00	1.29
BLUE SPOT GROUPER	277.00	727.00	2.62
SNAPPERS	133.00	342.00	2.57
BLUE LINED SNAPPER	55852.00	31315.00	0.56
EHU (RED SNAPPER)	16198.00	38193.00	2.36
GINDAI (FLOWER SNAP)	2084.00	3500.00	1.68
KALIKALI (PINK SNAP)	6135.00	9651.00	1.57
LEHI (SILVERJAW)	15319.00	24885.00	1.62
ONAGA (RED SNAPPER)	31369.00	88517.00	2.82
OPAKAPAKA (PINK SNP)	221375.00	480765.00	2.17
UKU (GRAY SNAPPER)	72043.00	160574.00	2.23
PORGY	668.00	879.00	1.32
REEF JACKS	115.00	168.00	1.46
SQUIRRELFISH	39928.00	73795.00	1.85
SCORPIONFISH	3245.00	5167.00	1.59
MOUNTAIN BASS	6378.00	8065.00	1.26
BIGEYES	6593.00	8074.00	1.22
CARDINALFISH	130.00	149.00	1.15
GOATFISH	69517.00	66326.00	0.95
RED GOATFISH	17226.00	27735.00	1.61
WHITESADDLE GOATFISH	13473.00	46021.00	3.42
MANYBAR GOATFISH	8561.00	19083.00	2.23
RUDDERFISH	10475.00	6125.00	0.58
DAMSELFISH	1752.00	1901.00	1.09
TILAPIA	1874.00	3344.00	1.78
WRASSE	89.00	31.00	0.35
HAWAIIAN HOGFISH	1561.00	850.00	0.54
RAZOR WRASSE	3788.00	7410.00	1.96
PARROTFISH	18132.00	17288.00	0.95
SURGEON/TANGS	6270.00	3816.00	0.61
UNICORNFISH	9634.00	3735.00	0.39

IV.40

Table 11.1 (cont.)

HAWAII 1980 ANNUAL COMMERCIAL LANDINGS
FISH PURCHASES BY SPECIES

SPECIES -----	POUNDS -----	VALUE -----	AVE \$/# -----
CONVICT TANG	4833.00	6979.00	1.44
DUSSUMIER'S SURGEON	21353.00	13947.00	0.65
RING-TAILED SURGEON	5383.00	3710.00	0.69
TRIGGERFISH	2220.00	1473.00	0.66
FILEFISH	1532.00	1298.00	0.85
RAINBOW RUNNER	3060.00	2457.00	0.80
DOLPHIN (MAHIMAHI)	211561.00	457362.00	2.16
BARRACUDAS	10040.00	8427.00	0.84
WAHOO	237420.00	450749.00	1.90
JAPANESE MACKEREL	233.00	168.00	0.72
TUNAS	188.00	45.00	0.24
SKIPJACK TUNA	3786489.00	2946144.00	0.78
YELLOWFIN TUNA	2497897.00	3223428.00	1.29
ALBACORE	104129.00	81749.00	0.79
BIGEYE TUNA	26231.00	42341.00	1.61
KAWAKAWA	40304.00	31135.00	0.77
BROADBILL SWORDFISH	32519.00	43943.00	1.35
BLUE MARLIN	382532.00	190988.00	0.50
BLACK MARLIN	5148.00	3800.00	0.74
STRIPED MARLIN	58710.00	70355.00	1.20
SHORTNOSE SPEARFISH	2642.00	2026.00	0.77
SAILFISH	423.00	407.00	0.96
OCEAN MOONFISH	243.00	51.00	0.21
SPINY LOBSTER	86925.00	514453.00	5.92
SLIPPER LOBSTER	4228.00	12684.00	3.00
CRABS	1608.00	3933.00	2.45
KONA CRAB	10454.00	24240.00	2.32
WHITE CRAB	1707.00	5261.00	3.08
SHRIMP (FRESHWATER)	5517.00	16274.00	2.95
OCTOPUS	15697.00	28806.00	1.84
SQUID	8828.00	9838.00	1.11
LIMPETS (SALTWATER)	8061.00	18238.00	2.26
STONEY CORALS	3098.00	3638.00	1.17
PRECIOUS CORALS	1113.00	18924.00	17.00
SEA CUCUMBERS	300.00	825.00	2.75
ALGAE	10254.00	16073.00	1.57
** 1980 TOTAL **	9498567.00	10722290.00	

Table 11.2

HAWAII 1980 COMMERCIAL LANDINGS NOT SOLD
FISH PURCHASES BY SPECIES

SPECIES	POUNDS	VALUE	AVE \$/#
MISCELLANEOUS	3377.00	0.00	0.00
SHARKS	11586.00	0.00	0.00
EELS	69.00	0.00	0.00
BIGEYE SCAD (AKULE)	37370.00	0.00	0.00
MACKEREL SCAD	17027.00	0.00	0.00
TEN POUNDER	123.00	0.00	0.00
BONEFISH	597.00	0.00	0.00
MILKFISH	35.00	0.00	0.00
THREADFIN	355.00	0.00	0.00
MULLET	431.00	0.00	0.00
SNAKE MACKEREL	2085.00	0.00	0.00
JACKS (DEEP WATER)	11164.00	0.00	0.00
AMBERJACK	4678.00	0.00	0.00
BLUE CREVALLY	61.00	0.00	0.00
GIANT SEA BASS	5049.00	0.00	0.00
BLUE LINED SNAPPER	3504.00	0.00	0.00
EHU (RED SNAPPER)	2105.00	0.00	0.00
GINDAI (FLOWER SNAP)	81.00	0.00	0.00
KALIKALI (PINK SNAP)	752.00	0.00	0.00
LEHI (SILVERJAW)	1844.00	0.00	0.00
ONAGA (RED SNAPPER)	2597.00	0.00	0.00
OPAKAPAKA (PINK SNP)	9324.00	0.00	0.00
UKU (GRAY SNAPPER)	2811.00	0.00	0.00
REEF JACKS	4.00	0.00	0.00
SQUIRRELFISH	1681.00	0.00	0.00
SCORPIONFISH	163.00	0.00	0.00
MOUNTAIN BASS	536.00	0.00	0.00
BIGEYES	534.00	0.00	0.00
GOATFISH	3228.00	0.00	0.00
RED GOATFISH	1151.00	0.00	0.00
WHITESADDLE GOATFISH	1119.00	0.00	0.00
MANYBAR GOATFISH	917.00	0.00	0.00
RUDDERFISH	1005.00	0.00	0.00
DAMSELFISH	26.00	0.00	0.00
WRASSE	66.00	0.00	0.00
HAWAIIAN HOGFISH	212.00	0.00	0.00
RAZOR WRASSE	602.00	0.00	0.00
PARROTFISH	1633.00	0.00	0.00
SURGEON/TANGS	300.00	0.00	0.00
UNICORNFISH	981.00	0.00	0.00
CONVICT TANG	1591.00	0.00	0.00
DUSSUMIER'S SURGEON	1327.00	0.00	0.00
RING-TAILED SURGEON	327.00	0.00	0.00
TRIGGERFISH	131.00	0.00	0.00
FILEFISH	19.00	0.00	0.00

Table 11.2 (cont.)

HAWAII 1980 COMMERCIAL LANDINGS NOT SOLD
FISH PURCHASES BY SPECIES

SPECIES	POUNDS	VALUE	AVE \$/#
RAINBOW RUNNER	234.00	0.00	0.00
DOLPHIN (MAHIMAHI)	27043.00	0.00	0.00
BARRACUDAS	1350.00	0.00	0.00
WAHOO	27671.00	0.00	0.00
SKIPJACK TUNA	26458.00	0.00	0.00
YELLOWFIN TUNA	131619.00	0.00	0.00
ALBACORE	190.00	0.00	0.00
BIGEYE TUNA	1086.00	0.00	0.00
KAWAKAWA	7872.00	0.00	0.00
BROADBILL SWORDFISH	327.00	0.00	0.00
BLUE MARLIN	58844.00	0.00	0.00
BLACK MARLIN	722.00	0.00	0.00
STRIPED MARLIN	8256.00	0.00	0.00
SHORTNOSE SPEARFISH	874.00	0.00	0.00
SAILFISH	112.00	0.00	0.00
OCEAN MOONFISH	2.00	0.00	0.00
SPINY LOBSTER	909.00	0.00	0.00
SLIPPER LOBSTER	8.00	0.00	0.00
CRABS	40.00	0.00	0.00
KONA CRAB	2658.00	0.00	0.00
WHITE CRAB	13.00	0.00	0.00
SHRIMP (FRESHWATER)	267.00	0.00	0.00
OCTOPUS	3408.00	0.00	0.00
SQUID	2415.00	0.00	0.00
LIMPETS (SALTWATER)	541.00	0.00	0.00
STONEY CORALS	609.00	0.00	0.00
PRECIOUS CORALS	28.00	0.00	0.00
ALGAE	311.00	0.00	0.00
** 1980 TOTAL **	438445.00	0.00	

Table 11.3

HAWAII JANUARY 1980 COMMERCIAL LANDINGS
FISH PURCHASES BY SPECIES

SPECIES	POUNDS	VALUE	AVE \$/#
-----	-----	-----	-----
MISCELLANEOUS	2686.00	2657.00	0.99
SHARKS	101.00	35.00	0.35
EELS	375.00	123.00	0.33
BIGEYE SCAD (AKULE)	52437.00	60896.00	1.16
MACKEREL SCAD	21392.00	24807.00	1.16
TEN POUNDER	164.00	362.00	2.21
BONEFISH	952.00	893.00	0.94
MULLET	651.00	1975.00	3.03
SNAKE MACKEREL	549.00	591.00	1.08
JACKS (DEEP WATER)	7166.00	10748.00	1.50
AMBERJACK	6517.00	4236.00	0.65
GIANT SEA BASS	3976.00	5892.00	1.48
SNAPPERS	107.00	286.00	2.67
BLUE LINED SNAPPER	2320.00	1328.00	0.57
EHU (RED SNAPPER)	2324.00	5572.00	2.40
GINDAI (FLOWER SNAP)	388.00	688.00	1.77
KALIKALI (PINK SNAP)	627.00	1087.00	1.73
LEHI (SILVERJAW)	2133.00	3669.00	1.72
ONAGA (RED SNAPPER)	2363.00	6734.00	2.85
OPAKAPAKA (PINK SNP)	19595.00	53562.00	2.73
UKU (GRAY SNAPPER)	3109.00	6763.00	2.18
SQUIRRELFISH	2936.00	5640.00	1.92
SCORPIONFISH	311.00	476.00	1.53
MOUNTAIN BASS	334.00	609.00	1.82
BIGEYES	590.00	747.00	1.27
GOATFISH	3481.00	3795.00	1.09
RED GOATFISH	608.00	1041.00	1.71
WHITESADDLE GOATFISH	704.00	2107.00	2.99
MANYBAR GOATFISH	419.00	734.00	1.75
RUDDERFISH	2967.00	1573.00	0.53
TILAPIA	107.00	187.00	1.75
RAZOR WRASSE	179.00	273.00	1.53
PARROTFISH	1806.00	1549.00	0.86
SURGEON/TANGS	286.00	228.00	0.80
UNICORNFISH	219.00	99.00	0.45
CONVICT TANG	435.00	606.00	1.39
DUSSUMIER'S SURGEON	1903.00	1204.00	0.63
RING-TAILED SURGEON	293.00	121.00	0.41
TRIGGERFISH	184.00	69.00	0.38
RAINBOW RUNNER	188.00	152.00	0.81
DOLPHIN (MAHIMAHI)	11206.00	29130.00	2.60
BARRACUDAS	1510.00	1041.00	0.69
WAHOO	11437.00	28332.00	2.48
SKIPJACK TUNA	123700.00	141188.00	1.14

Table 11.3 (cont.)

HAWAII JANUARY 1980 COMMERCIAL LANDINGS
FISH PURCHASES BY SPECIES

SPECIES	POUNDS	VALUE	AVE \$/#
-----	-----	-----	-----
YELLOWFIN TUNA	144489.00	245489.00	1.70
ALBACORE	349.00	414.00	1.19
BIGEYE TUNA	4241.00	7688.00	1.81
KAWAKAWA	4603.00	3517.00	0.76
BLUE MARLIN	12718.00	8953.00	0.70
BLACK MARLIN	456.00	137.00	0.30
STRIPED MARLIN	6330.00	8824.00	1.39
OCEAN MOONFISH	120.00	41.00	0.34
SPINY LOBSTER	114.00	387.00	3.39
CRABS	13.00	46.00	3.54
KONA CRAB	348.00	1012.00	2.91
OCTOPUS	313.00	488.00	1.56
LIMPETS (SALTWATER)	931.00	2048.00	2.20
STONEY CORALS	825.00	825.00	1.00
PRECIOUS CORALS	618.00	9361.00	15.15
ALGAE	751.00	898.00	1.20
** SUBTOTAL **	472954.00	703933.00	

Table 11.4

HAWAII FEBRUARY 1980 COMMERCIAL LANDINGS
FISH PURCHASES BY SPECIES

SPECIES	POUNDS	VALUE	AVE \$/#
MISCELLANEOUS	1900.00	1891.00	1.00
SHARKS	166.00	43.00	0.26
EELS	690.00	234.00	0.34
BIGEYE SCAD (AKULE)	97306.00	69253.00	0.71
MACKEREL SCAD	24146.00	29670.00	1.23
TEN POUNDER	428.00	428.00	1.00
BONEFISH	934.00	858.00	0.92
MILKFISH	300.00	256.00	0.85
THREADFIN	224.00	602.00	2.69
MULLET	305.00	761.00	2.50
SNAKE MACKEREL	507.00	553.00	1.09
JACKS (DEEP WATER)	12140.00	16169.00	1.33
AMBERJACK	9265.00	5843.00	0.63
GIANT SEA BASS	9329.00	12038.00	1.29
BLUE LINED SNAPPER	3797.00	2523.00	0.66
EHU (RED SNAPPER)	2277.00	5536.00	2.43
GINDAI (FLOWER SNAP)	449.00	827.00	1.84
KALIKALI (PINK SNAP)	945.00	1550.00	1.64
LEHI (SILVERJAW)	2328.00	3968.00	1.70
ONAGA (RED SNAPPER)	5610.00	13693.00	2.44
OPAKAPAKA (PINK SNP)	28783.00	64647.00	2.25
UKU (GRAY SNAPPER)	3174.00	6588.00	2.08
PORGY	511.00	571.00	1.12
SQUIRRELFISH	2509.00	4405.00	1.76
SCORPIONFISH	377.00	616.00	1.63
MOUNTAIN BASS	341.00	518.00	1.52
BIGEYES	374.00	447.00	1.20
GOATFISH	8985.00	6944.00	0.77
RED GOATFISH	418.00	755.00	1.81
WHITESADDLE GOATFISH	1247.00	3950.00	3.17
MANYBAR GOATFISH	394.00	669.00	1.70
RUDDERFISH	1231.00	678.00	0.55
DAMSELFISH	109.00	112.00	1.03
TILAPIA	376.00	658.00	1.75
HAWAIIAN HOGFISH	194.00	152.00	0.78
RAZOR WRASSE	245.00	430.00	1.76
PARROTFISH	2157.00	2010.00	0.93
SURGEON/TANGS	313.00	196.00	0.63
UNICORNFISH	360.00	198.00	0.55
CONVICT TANG	266.00	415.00	1.56
DUSSUMIER'S SURGEON	1912.00	1213.00	0.63
RING-TAILED SURGEON	625.00	430.00	0.69
FILEFISH	111.00	109.00	0.98
RAINBOW RUNNER	199.00	142.00	0.71

Table 11.4 (cont.)

HAWAII FEBRUARY 1980 COMMERCIAL LANDINGS
FISH PURCHASES BY SPECIES

SPECIES	POUNDS	VALUE	AVE \$/#
DOLPHIN (MAHIMAHI)	14145.00	33438.00	2.36
BARRACUDAS	912.00	875.00	0.96
WAHOO	10690.00	26037.00	2.44
SKIPJACK TUNA	101527.00	138048.00	1.36
YELLOWFIN TUNA	86391.00	174653.00	2.02
ALBACORE	159.00	365.00	2.30
BIGEYE TUNA	1766.00	6227.00	3.53
KAWAKAWA	8527.00	6611.00	0.78
BROADBILL SWORDFISH	270.00	540.00	2.00
BLUE MARLIN	18399.00	9454.00	0.51
BLACK MARLIN	816.00	1161.00	1.42
STRIPED MARLIN	6704.00	8293.00	1.24
SPINY LOBSTER	280.00	970.00	3.46
CRABS	214.00	653.00	3.05
KONA CRAB	668.00	1490.00	2.23
SHRIMP (FRESHWATER)	411.00	390.00	0.95
OCTOPUS	736.00	1306.00	1.77
LIMPETS (SALTWATER)	1061.00	2226.00	2.10
STONEY CORALS	500.00	500.00	1.00
PRECIOUS CORALS	220.00	5104.00	23.20
ALGAE	593.00	793.00	1.34
** SUBTOTAL **	483246.00	682683.00	

Table 11.5

HAWAII MARCH 1980 COMMERCIAL LANDINGS
FISH PURCHASES BY SPECIES

SPECIES	POUNDS	VALUE	AVE \$/#
-----	-----	-----	-----
MISCELLANEOUS	2422.00	3736.00	1.54
EELS	215.00	64.00	0.30
BIGEYE SCAD (AKULE)	57406.00	56017.00	0.98
MACKEREL SCAD	18813.00	27772.00	1.48
TEN POUNDER	514.00	458.00	0.89
BONEFISH	2146.00	2383.00	1.11
MILKFISH	196.00	215.00	1.10
MULLET	1328.00	3057.00	2.30
SNAKE MACKEREL	953.00	1301.00	1.37
JACKS (DEEP WATER)	4918.00	8187.00	1.66
AMBERJACK	5674.00	5900.00	1.04
GIANT SEA BASS	1166.00	1854.00	1.59
BLUE LINED SNAPPER	1585.00	1331.00	0.84
EHU (RED SNAPPER)	247.00	765.00	3.10
KALIKALI (PINK SNAP)	112.00	234.00	2.09
LEHI (SILVERJAW)	465.00	1201.00	2.58
ONAGA (RED SNAPPER)	474.00	2251.00	4.75
OPAKAPAKA (PINK SNP)	7113.00	25780.00	3.62
UKU (GRAY SNAPPER)	2463.00	9435.00	3.83
SQUIRRELFISH	1885.00	3378.00	1.79
MOUNTAIN BASS	611.00	754.00	1.23
BIGEYES	798.00	1109.00	1.39
GOATFISH	6418.00	5997.00	0.93
RED GOATFISH	699.00	1780.00	2.55
WHITESADDLE GOATFISH	656.00	2597.00	3.96
MANYBAR GOATFISH	1096.00	2127.00	1.94
RUDDERFISH	302.00	186.00	0.62
TILAPIA	158.00	277.00	1.75
RAZOR WRASSE	114.00	203.00	1.78
PARROTFISH	1111.00	1112.00	1.00
SURGEON/TANGS	462.00	319.00	0.69
UNICORNFISH	388.00	184.00	0.47
CONVICT TANG	569.00	743.00	1.31
DUSSUMIER'S SURGEON	1329.00	787.00	0.59
RING-TAILED SURGEON	133.00	78.00	0.59
TRIGGERFISH	133.00	91.00	0.68
FILEFISH	322.00	310.00	0.96
RAINBOW RUNNER	280.00	226.00	0.81
DOLPHIN (MAHIMAHI)	22881.00	60515.00	2.64
BARRACUDAS	332.00	352.00	1.06
WAHOO	7409.00	20458.00	2.76
SKIPJACK TUNA	50496.00	55816.00	1.11
YELLOWFIN TUNA	70878.00	172167.00	2.43
KAWAKAWA	1901.00	2108.00	1.11

Table 11.5 (cont.)

HAWAII MARCH 1980 COMMERCIAL LANDINGS
FISH PURCHASES BY SPECIES

SPECIES	POUNDS	VALUE	AVE \$/#
BLUE MARLIN	12223.00	13170.00	1.08
BLACK MARLIN	224.00	280.00	1.25
STRIPED MARLIN	5149.00	9926.00	1.93
SAILFISH	140.00	257.00	1.84
SPINY LOBSTER	107.00	323.00	3.02
CRABS	21.00	76.00	3.62
OCTOPUS	366.00	692.00	1.89
LIMPETS (SALTWATER)	366.00	815.00	2.23
PRECIOUS CORALS	125.00	1960.00	15.68
ALGAE	720.00	1007.00	1.40
** SUBTOTAL **	299012.00	514121.00	

Table 11.6

HAWAII APRIL 1980 COMMERCIAL LANDINGS
FISH PURCHASES BY SPECIES

SPECIES	POUNDS	VALUE	AVE \$/#
-----	-----	-----	-----
MISCELLANEOUS	3216.00	3995.00	1.24
SHARKS	120.00	36.00	0.30
EELS	340.00	92.00	0.27
BIGEYE SCAD (AKULE)	32952.00	44373.00	1.35
MACKEREL SCAD	25323.00	32654.00	1.29
TEN POUNDER	48.00	53.00	1.10
BONEFISH	1011.00	1009.00	1.00
THREADFIN	110.00	262.00	2.38
MULLET	587.00	1179.00	2.01
SNAKE MACKEREL	1356.00	1679.00	1.24
JACKS (DEEP WATER)	5689.00	8415.00	1.48
AMBERJACK	3999.00	2784.00	0.70
GIANT SEA BASS	1480.00	2541.00	1.72
BLUE LINED SNAPPER	2896.00	2109.00	0.73
EHU (RED SNAPPER)	263.00	783.00	2.98
LEHI (SILVERJAW)	388.00	776.00	2.00
OPAKAPAKA (PINK SNP)	5966.00	21382.00	3.58
UKU (GRAY SNAPPER)	5240.00	16169.00	3.09
SQUIRRELFISH	2055.00	4217.00	2.05
SCORPIONFISH	222.00	439.00	1.98
MOUNTAIN BASS	403.00	587.00	1.46
BIGEYES	274.00	347.00	1.27
GOATFISH	3335.00	4006.00	1.20
RED GOATFISH	266.00	654.00	2.46
WHITESADDLE GOATFISH	664.00	2487.00	3.75
MANYBAR GOATFISH	560.00	1105.00	1.97
RUDDERFISH	257.00	177.00	0.69
DAMSELFISH	189.00	242.00	1.28
TILAPIA	167.00	292.00	1.75
RAZOR WRASSE	166.00	308.00	1.86
PARROTFISH	575.00	776.00	1.35
SURGEON/TANGS	400.00	280.00	0.70
UNICORNFISH	192.00	115.00	0.60
CONVICT TANG	560.00	844.00	1.51
DUSSUMIER'S SURGEON	562.00	392.00	0.70
RING-TAILED SURGEON	151.00	108.00	0.72
TRIGGERFISH	118.00	100.00	0.85
FILEFISH	159.00	136.00	0.86
RAINBOW RUNNER	217.00	184.00	0.85
DOLPHIN (MAHIMAHI)	34357.00	68297.00	1.99
BARRACUDAS	252.00	220.00	0.87
WAHOO	31726.00	61224.00	1.93
SKIPJACK TUNA	107292.00	124817.00	1.16
YELLOWFIN TUNA	111595.00	193490.00	1.73

Table 11.6 (cont.)

HAWAII APRIL 1980 COMMERCIAL LANDINGS
FISH PURCHASES BY SPECIES

SPECIES	POUNDS	VALUE	AVE \$/#
ALBACORE	173.00	216.00	1.25
BIGEYE TUNA	553.00	1087.00	1.97
KAWAKAWA	2449.00	3449.00	1.41
BROADBILL SWORDFISH	186.00	332.00	1.78
BLUE MARLIN	24963.00	16997.00	0.68
BLACK MARLIN	515.00	744.00	1.44
STRIPED MARLIN	5675.00	7546.00	1.33
CRABS	269.00	496.00	1.84
KONA CRAB	1426.00	4120.00	2.89
OCTOPUS	306.00	549.00	1.79
LIMPETS (SALTWATER)	705.00	1462.00	2.07
STONEY CORALS	300.00	300.00	1.00
PRECIOUS CORALS	89.00	1530.00	17.19
ALGAE	1303.00	1850.00	1.42
** SUBTOTAL **	426610.00	646813.00	

Table 11.7

HAWAII MAY 1980 COMMERCIAL LANDINGS
FISH PURCHASES BY SPECIES

SPECIES	POUNDS	VALUE	AVE \$/#
MISCELLANEOUS	2149.00	2977.00	1.39
SHARKS	216.00	91.00	0.42
EELS	706.00	195.00	0.28
BIGEYE SCAD (AKULE)	60049.00	63597.00	1.06
MACKEREL SCAD	19069.00	23774.00	1.25
TEN POUNDER	334.00	357.00	1.07
BONEFISH	191.00	183.00	0.96
MILKFISH	379.00	335.00	0.88
THREADFIN	158.00	469.00	2.97
MULLET	412.00	992.00	2.41
SNAKE MACKEREL	1683.00	1390.00	0.83
JACKS (DEEP WATER)	7048.00	8122.00	1.15
AMBERJACK	2037.00	1073.00	0.53
GIANT SEA BASS	7714.00	8216.00	1.07
BLUE LINED SNAPPER	3904.00	1984.00	0.51
EHU (RED SNAPPER)	697.00	1852.00	2.66
KALIKALI (PINK SNAP)	160.00	293.00	1.83
LEHI (SILVERJAW)	585.00	844.00	1.44
ONAGA (RED SNAPPER)	754.00	2401.00	3.18
OPAKAPAKA (PINK SNP)	8251.00	22804.00	2.76
UKU (GRAY SNAPPER)	5804.00	12258.00	2.11
SQUIRRELFISH	3564.00	6705.00	1.88
SCORPIONFISH	409.00	566.00	1.38
MOUNTAIN BASS	301.00	385.00	1.28
BIGEYES	621.00	692.00	1.11
GOATFISH	7145.00	6388.00	0.89
WHITESADDLE GOATFISH	1487.00	4552.00	3.06
MANYBAR GOATFISH	618.00	1189.00	1.92
RUDDERFISH	475.00	224.00	0.47
DAMSELFISH	197.00	194.00	0.98
TILAPIA	242.00	425.00	1.76
HAWAIIAN HOGFISH	264.00	146.00	0.55
RAZOR WRASSE	278.00	582.00	2.09
PARROTFISH	1309.00	1773.00	1.35
SURGEON/TANGS	428.00	255.00	0.60
UNICORNFISH	534.00	319.00	0.60
CONVICT TANG	304.00	470.00	1.55
DUSSUMIER'S SURGEON	2221.00	1502.00	0.68
RING-TAILED SURGEON	206.00	149.00	0.72
TRIGGERFISH	125.00	92.00	0.74
FILEFISH	172.00	171.00	0.99
RAINBOW RUNNER	133.00	90.00	0.68
DOLPHIN (MAHIMAHI)	30418.00	46298.00	1.52
BARRACUDAS	243.00	280.00	1.15

Table 11.7 (cont.)

HAWAII MAY 1980 COMMERCIAL LANDINGS
FISH PURCHASES BY SPECIES

SPECIES	POUNDS	VALUE	AVE \$/#
WAHOO	41370.00	63966.00	1.55
SKIPJACK TUNA	187578.00	185859.00	0.99
YELLOWFIN TUNA	280017.00	337780.00	1.21
ALBACORE	1257.00	664.00	0.53
BIGEYE TUNA	3224.00	2906.00	0.90
KAWAKAWA	3368.00	2466.00	0.73
BROADBILL SWORDFISH	6746.00	8507.00	1.26
BLUE MARLIN	34700.00	19136.00	0.55
STRIPED MARLIN	6110.00	7336.00	1.20
SPINY LOBSTER	102.00	366.00	3.59
CRABS	325.00	701.00	2.16
KONA CRAB	1180.00	2840.00	2.41
OCTOPUS	478.00	832.00	1.74
LIMPETS (SALTWATER)	929.00	2040.00	2.20
STONEY CORALS	1410.00	1145.00	0.81
PRECIOUS CORALS	61.00	969.00	15.89
ALGAE	631.00	934.00	1.48
** SUBTOTAL **	743480.00	866101.00	

Table 11.8

HAWAII JUNE 1980 COMMERCIAL LANDINGS
FISH PURCHASES BY SPECIES

SPECIES	POUNDS	VALUE	AVE \$/#
MISCELLANEOUS	2576.00	3345.00	1.30
SHARKS	180.00	70.00	0.39
EELS	589.00	138.00	0.23
BIGEYE SCAD (AKULE)	34851.00	35801.00	1.03
MACKEREL SCAD	37284.00	44459.00	1.19
TEN POUNDER	93.00	94.00	1.01
BONEFISH	482.00	417.00	0.87
MILKFISH	693.00	442.00	0.64
THREADFIN	336.00	825.00	2.46
MULLET	273.00	631.00	2.31
SNAKE MACKEREL	1433.00	694.00	0.48
JACKS (DEEP WATER)	10031.00	8636.00	0.86
AMBERJACK	2419.00	954.00	0.39
BLUE CREVALLY	205.00	343.00	1.67
GIANT SEA BASS	6948.00	6306.00	0.91
BLUE LINED SNAPPER	4150.00	1888.00	0.45
EHU (RED SNAPPER)	1014.00	2545.00	2.51
LEHI (SILVERJAW)	201.00	389.00	1.94
ONAGA (RED SNAPPER)	1043.00	2986.00	2.86
OPAKAPAKA (PINK SNP)	8116.00	19546.00	2.41
UKU (GRAY SNAPPER)	3985.00	7498.00	1.88
SQUIRRELFISH	3876.00	7787.00	2.01
SCORPIONFISH	109.00	169.00	1.55
MOUNTAIN BASS	308.00	476.00	1.55
BIGEYES	271.00	378.00	1.39
GOATFISH	4210.00	3585.00	0.85
RED GOATFISH	769.00	1014.00	1.32
WHITESADDLE GOATFISH	1223.00	3822.00	3.13
MANYBAR GOATFISH	586.00	1116.00	1.90
RUDDERFISH	331.00	219.00	0.66
DAMSELFISH	410.00	359.00	0.88
TILAPIA	175.00	367.00	2.10
HAWAIIAN HOGFISH	75.00	58.00	0.77
RAZOR WRASSE	569.00	1035.00	1.82
PARROTFISH	1438.00	1071.00	0.74
SURGEON/TANGS	541.00	334.00	0.62
UNICORNFISH	609.00	185.00	0.30
CONVICT TANG	486.00	721.00	1.48
DUSSUMIER'S SURGEON	1506.00	938.00	0.62
RING-TAILED SURGEON	479.00	324.00	0.68
TRIGGERFISH	297.00	184.00	0.62
FILEFISH	139.00	104.00	0.75
RAINBOW RUNNER	191.00	116.00	0.61
DOLPHIN (MAHIMAHI)	17074.00	32712.00	1.92

Table 11.8 (cont.)

HAWAII JUNE 1980 COMMERCIAL LANDINGS
FISH PURCHASES BY SPECIES

SPECIES	POUNDS	VALUE	AVE \$/#
BARRACUDAS	486.00	628.00	1.29
WAHOO	31269.00	43199.00	1.38
SKIPJACK TUNA	509255.00	363903.00	0.71
YELLOWFIN TUNA	365255.00	346547.00	0.95
ALBACORE	3435.00	1819.00	0.53
BIGEYE TUNA	1665.00	1680.00	1.01
KAWAKAWA	3076.00	1684.00	0.55
BROADBILL SWORDFISH	13371.00	18115.00	1.35
BLUE MARLIN	46661.00	19707.00	0.42
BLACK MARLIN	91.00	90.00	0.99
STRIPED MARLIN	2404.00	2508.00	1.04
SAILFISH	134.00	74.00	0.55
CRABS	45.00	150.00	3.33
OCTOPUS	600.00	1084.00	1.81
SQUID	544.00	804.00	1.48
LIMPETS (SALTWATER)	794.00	2154.00	2.71
STONEY CORALS	63.00	868.00	13.78
ALGAE	800.00	1257.00	1.57
** SUBTOTAL **	1132522.00	1001352.00	

Table 11.9

HAWAII JULY 1980 COMMERCIAL LANDINGS
FISH PURCHASES BY SPECIES

SPECIES	POUNDS	VALUE	AVE \$/#
-----	-----	-----	-----
MISCELLANEOUS	2599.00	2424.00	0.93
EELS	726.00	227.00	0.31
BIGEYE SCAD (AKULE)	22080.00	24254.00	1.10
MACKEREL SCAD	30555.00	38689.00	1.27
TEN POUNDER	250.00	189.00	0.76
BONEFISH	323.00	324.00	1.00
MILKFISH	232.00	321.00	1.38
THREADFIN	103.00	294.00	2.85
MULLET	618.00	1457.00	2.36
JACKS (DEEP WATER)	45925.00	11644.00	0.25
AMBERJACK	1927.00	850.00	0.44
BLUE CREVALLY	395.00	442.00	1.12
GIANT SEA BASS	4535.00	4959.00	1.09
SNAPPERS	1.00	2.00	2.00
BLUE LINED SNAPPER	5862.00	3158.00	0.54
EHU (RED SNAPPER)	654.00	1692.00	2.59
GINDAI (FLOWER SNAP)	123.00	188.00	1.53
KALIKALI (PINK SNAP)	132.00	240.00	1.82
ONAGA (RED SNAPPER)	469.00	1261.00	2.69
OPAKAPAKA (PINK SNP)	30874.00	23592.00	0.76
UKU (GRAY SNAPPER)	7122.00	14872.00	2.09
REEF JACKS	115.00	168.00	1.46
SQUIRRELFISH	4477.00	8076.00	1.80
SCORPIONFISH	104.00	162.00	1.56
MOUNTAIN BASS	1272.00	807.00	0.63
BIGEYES	565.00	610.00	1.08
GOATFISH	4694.00	5660.00	1.21
RED GOATFISH	1777.00	2956.00	1.66
WHITESADDLE GOATFISH	1327.00	4718.00	3.56
MANYBAR GOATFISH	833.00	2204.00	2.65
RUDDERFISH	268.00	582.00	2.17
DAMSELFISH	213.00	154.00	0.72
HAWAIIAN HOGFISH	161.00	93.00	0.58
RAZOR WRASSE	205.00	381.00	1.86
PARROTFISH	1729.00	1322.00	0.76
SURGEON/TANGS	382.00	111.00	0.29
UNICORNFISH	1466.00	601.00	0.41
CONVICT TANG	532.00	787.00	1.48
DUSSUMIER'S SURGEON	1138.00	829.00	0.73
RING-TAILED SURGEON	928.00	643.00	0.69
TRIGGERFISH	322.00	183.00	0.57
FILEFISH	108.00	107.00	0.99

Table 11.9 (cont.)

HAWAII JULY 1980 COMMERCIAL LANDINGS
FISH PURCHASES BY SPECIES

SPECIES	POUNDS	VALUE	AVE \$/#
RAINBOW RUNNER	251.00	145.00	0.58
DOLPHIN (MAHIMAHI)	9438.00	24137.00	2.56
BARRACUDAS	683.00	726.00	1.06
WAHOO	26325.00	43315.00	1.65
JAPANESE MACKEREL	233.00	168.00	0.72
SKIPJACK TUNA	761485.00	469519.00	0.62
YELLOWFIN TUNA	353884.00	326713.00	0.92
ALBACORE	26702.00	20894.00	0.78
BIGEYE TUNA	4165.00	330.00	0.08
KAWAKAWA	2188.00	1180.00	0.54
BROADBILL SWORDFISH	10759.00	14842.00	1.38
BLUE MARLIN	61531.00	22454.00	0.36
BLACK MARLIN	698.00	253.00	0.36
STRIPED MARLIN	1913.00	1479.00	0.77
SHORTNOSE SPEARFISH	672.00	366.00	0.54
SPINY LOBSTER	18792.00	113292.00	6.03
SLIPPER LOBSTER	1250.00	3750.00	3.00
CRABS	102.00	246.00	2.41
OCTOPUS	1724.00	3193.00	1.85
SQUID	819.00	1244.00	1.52
LIMPETS (SALTWATER)	290.00	729.00	2.51
ALGAE	1096.00	1885.00	1.72
** SUBTOTAL **	1463121.00	1213093.00	

Table 11.10

HAWAII AUGUST 1980 COMMERCIAL LANDINGS
FISH PURCHASES BY SPECIES

SPECIES	POUNDS	VALUE	AVE \$/#
-----	-----	-----	-----
MISCELLANEOUS	1908.00	2077.00	1.09
EELS	1246.00	361.00	0.29
BIGEYE SCAD (AKULE)	17660.00	20221.00	1.15
MACKEREL SCAD	39454.00	51513.00	1.31
TEN POUNDER	90.00	75.00	0.83
BONEFISH	1424.00	1242.00	0.87
MILKFISH	618.00	660.00	1.07
THREADFIN	303.00	938.00	3.10
MULLET	719.00	1473.00	2.05
JACKS (DEEP WATER)	10041.00	12293.00	1.22
AMBERJACK	4129.00	1518.00	0.37
BLUE CREVALLY	197.00	224.00	1.14
GIANT SEA BASS	1600.00	2417.00	1.51
BLUE LINED SNAPPER	6502.00	3889.00	0.60
EHU (RED SNAPPER)	1121.00	2955.00	2.64
GINDAI (FLOWER SNAP)	114.00	195.00	1.71
KALIKALI (PINK SNAP)	566.00	880.00	1.55
LEHI (SILVERJAW)	1852.00	2686.00	1.45
ONAGA (RED SNAPPER)	6948.00	18777.00	2.70
OPAKAPAKA (PINK SNP)	14754.00	38577.00	2.61
UKU (GRAY SNAPPER)	10182.00	22216.00	2.18
SQUIRRELFISH	4494.00	8124.00	1.81
SCORPIONFISH	269.00	453.00	1.68
MOUNTAIN BASS	248.00	332.00	1.34
BIGEYES	636.00	809.00	1.27
GOATFISH	8555.00	7431.00	0.87
RED GOATFISH	1830.00	3064.00	1.67
WHITESADDLE GOATFISH	1542.00	5322.00	3.45
MANYBAR GOATFISH	1129.00	3128.00	2.77
RUDDERFISH	582.00	353.00	0.61
DAMSELFISH	365.00	547.00	1.50
HAWAIIAN HOGFISH	106.00	68.00	0.64
RAZOR WRASSE	504.00	947.00	1.88
PARROTFISH	1654.00	1642.00	0.99
SURGEON/TANGS	751.00	438.00	0.58
UNICORNFISH	1896.00	744.00	0.39
CONVICT TANG	253.00	354.00	1.40
DUSSUMIER'S SURGEON	1125.00	747.00	0.66
RING-TAILED SURGEON	239.00	130.00	0.54
TRIGGERFISH	199.00	128.00	0.64
RAINBOW RUNNER	297.00	281.00	0.95
DOLPHIN (MAHIMAHI)	8950.00	32516.00	3.63

IV.58

Table 11.10 (cont.)

HAWAII AUGUST 1980 COMMERCIAL LANDINGS
FISH PURCHASES BY SPECIES

SPECIES	POUNDS	VALUE	AVE \$/#
-----	-----	-----	-----
BARRACUDAS	678.00	627.00	0.92
WAHOO	22088.00	45208.00	2.05
SKIPJACK TUNA	793517.00	462212.00	0.58
YELLOWFIN TUNA	211601.00	230554.00	1.09
ALBACORE	33007.00	25159.00	0.76
BIGEYE TUNA	779.00	891.00	1.14
KAWAKAWA	1175.00	862.00	0.73
BROADBILL SWORDFISH	272.00	294.00	1.08
BLUE MARLIN	61209.00	23065.00	0.38
BLACK MARLIN	1307.00	500.00	0.38
STRIPED MARLIN	1628.00	1249.00	0.77
SHORTNOSE SPEARFISH	626.00	444.00	0.71
SAILFISH	149.00	76.00	0.51
SPINY LOBSTER	21179.00	125227.00	5.91
SLIPPER LOBSTER	100.00	300.00	3.00
CRABS	5.00	18.00	3.60
WHITE CRAB	419.00	1378.00	3.29
OCTOPUS	3427.00	6284.00	1.83
SQUID	1421.00	1963.00	1.38
LIMPETS (SALTWATER)	526.00	1258.00	2.39
SEA CUCUMBERS	300.00	825.00	2.75
ALGAE	738.00	1216.00	1.65
** SUBTOTAL **	1313203.00	1182355.00	

Table 11.11

HAWAII SEPTEMBER 1980 COMMERCIAL LANDINGS
FISH PURCHASES BY SPECIES

SPECIES	POUNDS	VALUE	AVE \$/#
-----	-----	-----	-----
MISCELLANEOUS	3349.00	3877.00	1.16
EELS	804.00	244.00	0.30
BIGEYE SCAD (AKULE)	12008.00	14874.00	1.24
MACKEREL SCAD	75869.00	77454.00	1.02
TEN POUNDER	165.00	138.00	0.84
BONEFISH	672.00	752.00	1.12
MILKFISH	10.00	31.00	3.10
THREADFISH	119.00	366.00	3.08
MULLET	867.00	1905.00	2.20
JACKS (DEEP WATER)	11933.00	16439.00	1.38
AMBERJACK	1730.00	883.00	0.51
BLUE CREVALLY	609.00	800.00	1.31
GIANT SEA BASS	2589.00	3803.00	1.47
SNAPPERS	9.00	32.00	3.56
BLUE LINED SNAPPER	7349.00	3852.00	0.52
EHU (RED SNAPPER)	1256.00	2835.00	2.26
GINDAI (FLOWER SNAP)	207.00	316.00	1.53
KALIKALI (PINK SNAP)	420.00	690.00	1.64
LEHI (SILVERJAW)	731.00	1111.00	1.52
ONAGA (RED SNAPPER)	1508.00	4693.00	3.11
OPAKAPAKA (PINK SNP)	10421.00	24094.00	2.31
UKU (GRAY SNAPPER)	9903.00	22114.00	2.23
PORGY	157.00	308.00	1.96
SQUIRRELFISH	4042.00	7301.00	1.81
SCORPIONFISH	275.00	468.00	1.70
MOUNTAIN BASS	543.00	510.00	0.94
BIGEYES	1091.00	1310.00	1.20
CARDINALFISH	130.00	149.00	1.15
GOATFISH	8404.00	7242.00	0.86
RED GOATFISH	2628.00	3632.00	1.38
WHITESADDLE GOATFISH	1071.00	3912.00	3.65
MANYBAR GOATFISH	1338.00	2809.00	2.10
RUDDERFISH	417.00	365.00	0.88
TILAPIA	185.00	325.00	1.76
HAWAIIAN HOGFISH	161.00	69.00	0.43
RAZOR WRASSE	270.00	541.00	2.00
PARROTFISH	1694.00	1590.00	0.94
SURGEON/TANGS	520.00	275.00	0.53
UNICORNFISH	1704.00	624.00	0.37
CONVICT TANG	265.00	306.00	1.15
DUSSUMIER'S SURGEON	3285.00	2054.00	0.63
RING-TAILED SURGEON	444.00	264.00	0.59

Table 11.11 (cont.)

HAWAII SEPTEMBER 1980 COMMERCIAL LANDINGS
FISH PURCHASES BY SPECIES

SPECIES	POUNDS	VALUE	AVE \$/#
-----	-----	-----	-----
TRIGGERFISH	266.00	165.00	0.62
RAINBOW RUNNER	233.00	239.00	1.03
DOLPHIN (MAHIMAHI)	9344.00	21705.00	2.32
BARRACUDAS	1053.00	990.00	0.94
WAHOO	16678.00	37820.00	2.27
SKIPJACK TUNA	301609.00	203248.00	0.67
YELLOWFIN TUNA	222196.00	248209.00	1.12
ALBACORE	30051.00	25712.00	0.86
BIGEYE TUNA	331.00	224.00	0.68
KAWAKAWA	4821.00	2767.00	0.57
BROADBILL SWORDFISH	390.00	641.00	1.64
BLUE MARLIN	27621.00	15265.00	0.55
STRIPED MARLIN	1030.00	1130.00	1.10
SHORTNOSE SPEARFISH	261.00	217.00	0.83
SPINY LOBSTER	19231.00	117271.00	6.10
SLIPPER LOBSTER	625.00	1875.00	3.00
CRABS	120.00	203.00	1.69
KONA CRAB	3461.00	7502.00	2.17
WHITE CRAB	479.00	1633.00	3.41
SHRIMP (FRESHWATER)	1300.00	3750.00	2.88
OCTOPUS	3490.00	6527.00	1.87
SQUID	3142.00	3744.00	1.19
LIMPETS (SALTWATER)	677.00	1618.00	2.39
ALGAE	837.00	1411.00	1.69
** SUBTOTAL **	820398.00	919223.00	

Table 11.12

HAWAII OCTOBER 1980 COMMERCIAL LANDINGS
FISH PURCHASES BY SPECIES

SPECIES	POUNDS	VALUE	AVE \$/#
-----	-----	-----	-----
MISCELLANEOUS	1960.00	2440.00	1.24
EELS	552.00	159.00	0.29
BIGEYE SCAD (AKULE)	15074.00	18827.00	1.25
MACKEREL SCAD	77836.00	75230.00	0.97
TEN POUNDER	348.00	348.00	1.00
BONEFISH	1109.00	1252.00	1.13
MILKFISH	234.00	275.00	1.18
THREADFIN	125.00	293.00	2.34
MULLET	3327.00	6269.00	1.88
SNAKE MACKEREL	80.00	68.00	0.85
JACKS (DEEP WATER)	10073.00	14821.00	1.47
AMBERJACK	789.00	498.00	0.63
BLUE CREVALLY	229.00	293.00	1.28
GIANT SEA BASS	922.00	1376.00	1.49
BLUE SPOT GROUPER	153.00	373.00	2.44
SNAPPERS	12.00	9.00	0.75
BLUE LINED SNAPPER	2547.00	1437.00	0.56
EHU (RED SNAPPER)	1224.00	2651.00	2.17
GINDAI (FLOWER SNAP)	176.00	258.00	1.47
KALIKALI (PINK SNAP)	854.00	1303.00	1.53
LEHI (SILVERJAW)	1471.00	2146.00	1.46
ONAGA (RED SNAPPER)	2208.00	6259.00	2.83
OPAKAPAKA (PINK SNP)	21138.00	42919.00	2.03
UKU (GRAY SNAPPER)	5362.00	11061.00	2.06
SQUIRRELFISH	4120.00	6938.00	1.68
SCORPIONFISH	283.00	427.00	1.51
MOUNTAIN BASS	340.00	409.00	1.20
BIGEYES	578.00	688.00	1.19
GOATFISH	3232.00	3807.00	1.18
RED GOATFISH	2258.00	3390.00	1.50
WHITESADDLE GOATFISH	1032.00	3501.00	3.39
MANYBAR GOATFISH	555.00	1472.00	2.65
RUDDERFISH	176.00	103.00	0.59
DAMSELFISH	135.00	181.00	1.34
TILAPIA	214.00	375.00	1.75
HAWAIIAN HOGFISH	155.00	73.00	0.47
RAZOR WRASSE	250.00	496.00	1.98
PARROTFISH	1053.00	1098.00	1.04
SURGEON/TANGS	627.00	291.00	0.46
UNICORNFISH	844.00	244.00	0.29
CONVICT TANG	363.00	539.00	1.48
DUSSUMIER'S SURGEON	2601.00	1728.00	0.66

Table 11.12 (cont.)

HAWAII OCTOBER 1980 COMMERCIAL LANDINGS
FISH PURCHASES BY SPECIES

SPECIES	POUNDS	VALUE	AVE \$/#
RING-TAILED SURGEON	440.00	314.00	0.71
TRIGGERFISH	135.00	98.00	0.73
RAINBOW RUNNER	301.00	272.00	0.90
DOLPHIN (MAHIMAHI)	19720.00	43862.00	2.22
BARRACUDAS	751.00	690.00	0.92
WAHOO	12282.00	27799.00	2.26
TUNAS	188.00	45.00	0.24
SKIPJACK TUNA	381430.00	349593.00	0.92
YELLOWFIN TUNA	274849.00	312223.00	1.14
ALBACORE	8421.00	5865.00	0.70
BIGEYE TUNA	2777.00	4239.00	1.53
KAWAKAWA	3238.00	1803.00	0.56
BROADBILL SWORDFISH	100.00	80.00	0.80
BLUE MARLIN	22718.00	10510.00	0.46
STRIPED MARLIN	3221.00	3250.00	1.01
SHORTNOSE SPEARFISH	189.00	282.00	1.49
SPINY LOBSTER	21172.00	127740.00	6.03
SLIPPER LOBSTER	850.00	2550.00	3.00
CRABS	188.00	739.00	3.93
KONA CRAB	2699.00	5540.00	2.05
WHITE CRAB	352.00	1045.00	2.97
SHRIMP (FRESHWATER)	1300.00	3750.00	2.88
OCTOPUS	2359.00	4423.00	1.87
SQUID	2660.00	1712.00	0.64
LIMPETS (SALTWATER)	436.00	1046.00	2.40
ALGAE	808.00	1248.00	1.54
** SUBTOTAL **	930203.00	1127043.00	

Table 11.13

HAWAII NOVEMBER 1980 COMMERCIAL LANDINGS
FISH PURCHASES BY SPECIES

SPECIES	POUNDS	VALUE	AVE \$/#
MISCELLANEOUS	1913.00	2497.00	1.31
SHARKS	13.00	6.00	0.46
EELS	580.00	145.00	0.25
BIGEYE SCAD (AKULE)	38874.00	31024.00	0.80
MACKEREL SCAD	69142.00	62524.00	0.90
TEN POUNDER	14.00	16.00	1.14
BONEFISH	600.00	675.00	1.13
MULLET	1414.00	3056.00	2.16
JACKS (DEEP WATER)	9852.00	14787.00	1.50
AMBERJACK	1816.00	1276.00	0.70
BLUE CREVALLY	307.00	488.00	1.59
GIANT SEA BASS	3540.00	6008.00	1.70
BLUE SPOT GROUPER	124.00	354.00	2.85
SNAPPERS	3.00	9.00	3.00
BLUE LINED SNAPPER	6612.00	3750.00	0.57
EHU (RED SNAPPER)	2003.00	4356.00	2.17
GINDAI (FLOWER SNAP)	236.00	423.00	1.79
KALIKALI (PINK SNAP)	1137.00	1568.00	1.38
LEHI (SILVERJAW)	2942.00	4667.00	1.59
ONAGA (RED SNAPPER)	3967.00	11448.00	2.89
OPAKAPAKA (PINK SNP)	24226.00	53789.00	2.22
UKU (GRAY SNAPPER)	7028.00	14618.00	2.08
SQUIRRELFISH	2914.00	5099.00	1.75
SCORPIONFISH	311.00	459.00	1.48
MOUNTAIN BASS	354.00	472.00	1.33
BIGEYES	355.00	424.00	1.19
GOATFISH	4900.00	5396.00	1.10
RED GOATFISH	3385.00	5432.00	1.60
WHITESADDLE GOATFISH	1041.00	3511.00	3.37
MANYBAR GOATFISH	545.00	1396.00	2.56
RUDDERFISH	1972.00	925.00	0.47
TILAPIA	171.00	300.00	1.75
HAWAIIAN HOGFISH	167.00	68.00	0.41
RAZOR WRASSE	582.00	1200.00	2.06
PARROTFISH	1383.00	1428.00	1.03
SURGEON/TANGS	966.00	610.00	0.63
UNICORNFISH	694.00	279.00	0.40
CONVICT TANG	534.00	777.00	1.46
DUSSUMIER'S SURGEON	1700.00	1218.00	0.72
RING-TAILED SURGEON	709.00	599.00	0.84
TRIGGERFISH	250.00	185.00	0.74
FILEFISH	158.00	110.00	0.70
RAINBOW RUNNER	280.00	215.00	0.77
DOLPHIN (MAHIMAHI)	19185.00	36971.00	1.93

Table 11.13 (cont.)

HAWAII NOVEMBER 1980 COMMERCIAL LANDINGS
FISH PURCHASES BY SPECIES

SPECIES	POUNDS	VALUE	AVE \$/#
BARRACUDAS	1218.00	641.00	0.53
WAHOO	12647.00	27381.00	2.17
SKIPJACK TUNA	284843.00	285841.00	1.00
YELLOWFIN TUNA	122002.00	253140.00	2.07
BIGEYE TUNA	3840.00	10717.00	2.79
KAWAKAWA	1498.00	1142.00	0.76
BLUE MARLIN	35361.00	18216.00	0.52
BLACK MARLIN	557.00	393.00	0.71
STRIPED MARLIN	6852.00	6674.00	0.97
SHORTNOSE SPEARFISH	234.00	246.00	1.05
SPINY LOBSTER	2442.00	11831.00	4.84
SLIPPER LOBSTER	1050.00	3150.00	3.00
CRABS	293.00	559.00	1.91
KONA CRAB	416.00	1077.00	2.59
WHITE CRAB	247.00	665.00	2.69
SHRIMP (FRESHWATER)	383.00	471.00	1.23
OCTOPUS	1191.00	2183.00	1.83
SQUID	141.00	183.00	1.30
LIMPETS (SALTWATER)	282.00	588.00	2.09
ALGAE	715.00	1240.00	1.73
** SUBTOTAL **	695111.00	910896.00	

Table 11.14

HAWAII DECEMBER 1980 COMMERCIAL LANDINGS
FISH PURCHASES BY SPECIES

SPECIES	POUNDS	VALUE	AVE \$/#
-----	-----	-----	-----
MISCELLANEOUS	2165.00	2399.00	1.11
SHARKS	294.00	114.00	0.39
EELS	634.00	186.00	0.29
BIGEYE SCAD (AKULE)	31348.00	34091.00	1.09
MACKEREL SCAD	35200.00	34494.00	0.98
TEN POUNDER	132.00	172.00	1.30
BONEFISH	1629.00	1365.00	0.84
MILKFISH	9.00	17.00	1.89
THREADFIN	201.00	475.00	2.36
MULLET	611.00	1924.00	3.15
SNAKE MACKEREL	137.00	31.00	0.23
JACKS (DEEP WATER)	13796.00	16225.00	1.18
AMBERJACK	4633.00	2395.00	0.52
BLUE CREVALLY	191.00	312.00	1.63
GIANT SEA BASS	6283.00	9431.00	1.50
SNAPPERS	1.00	4.00	4.00
BLUE LINED SNAPPER	8328.00	4066.00	0.49
EHU (RED SNAPPER)	3118.00	6651.00	2.13
GINDAI (FLOWER SNAP)	391.00	605.00	1.55
KALIKALI (PINK SNAP)	1182.00	1806.00	1.53
LEHI (SILVERJAW)	2223.00	3428.00	1.54
ONAGA (RED SNAPPER)	6025.00	18014.00	2.99
OPAKAPAKA (PINK SNP)	42138.00	90073.00	2.14
UKU (GRAY SNAPPER)	8671.00	16982.00	1.96
SQUIRRELFISH	3056.00	6125.00	2.00
SCORPIONFISH	575.00	932.00	1.62
MOUNTAIN BASS	1323.00	2206.00	1.67
BIGEYES	440.00	513.00	1.17
GOATFISH	6158.00	6075.00	0.99
RED GOATFISH	2588.00	4017.00	1.55
WHITESADDLE GOATFISH	1479.00	5542.00	3.75
MANYBAR GOATFISH	488.00	1134.00	2.32
RUDDERFISH	1497.00	740.00	0.49
DAMSELFISH	134.00	112.00	0.84
TILAPIA	79.00	138.00	1.75
WRASSE	89.00	31.00	0.35
HAWAIIAN HOGFISH	278.00	123.00	0.44
RAZOR WRASSE	426.00	1014.00	2.38
PARROTFISH	2223.00	1917.00	0.86
SURGEON/TANGS	594.00	479.00	0.81
UNICORNFISH	728.00	143.00	0.20
CONVICT TANG	266.00	417.00	1.57
DUSSUMIER'S SURGEON	2071.00	1335.00	0.64
RING-TAILED SURGEON	736.00	550.00	0.75

IV.66

Table 11.14 (cont.)

HAWAII DECEMBER 1980 COMMERCIAL LANDINGS
FISH PURCHASES BY SPECIES

SPECIES	POUNDS	VALUE	AVE \$/#
-----	-----	-----	-----
TRIGGERFISH	191.00	178.00	0.93
FILEFISH	363.00	251.00	0.69
RAINBOW RUNNER	490.00	395.00	0.81
DOLPHIN (MAHIMAHI)	14843.00	27781.00	1.87
BARRACUDAS	1922.00	1357.00	0.71
WAHOO	13499.00	26010.00	1.93
SKIPJACK TUNA	183757.00	166100.00	0.90
YELLOWFIN TUNA	254740.00	382463.00	1.50
ALBACORE	575.00	641.00	1.11
BIGEYE TUNA	2890.00	6352.00	2.20
KAWAKAWA	3460.00	3546.00	1.02
BROADBILL SWORDFISH	425.00	592.00	1.39
BLUE MARLIN	24428.00	14061.00	0.58
BLACK MARLIN	484.00	242.00	0.50
STRIPED MARLIN	11694.00	12140.00	1.04
SHORTNOSE SPEARFISH	660.00	471.00	0.71
OCEAN MOONFISH	123.00	10.00	0.08
SPINY LOBSTER	3506.00	17046.00	4.86
SLIPPER LOBSTER	353.00	1059.00	3.00
CRABS	13.00	46.00	3.54
KONA CRAB	256.00	659.00	2.57
WHITE CRAB	210.00	540.00	2.57
SHRIMP (FRESHWATER)	2123.00	7913.00	3.73
OCTOPUS	707.00	1245.00	1.76
SQUID	101.00	188.00	1.86
LIMPETS (SALTWATER)	1064.00	2254.00	2.12
ALGAE	1262.00	2334.00	1.85
** SUBTOTAL **			
	718707.00	954677.00	
** 1980 TOTAL **			
	9498567.00	10722290.00	

Figure 17.1

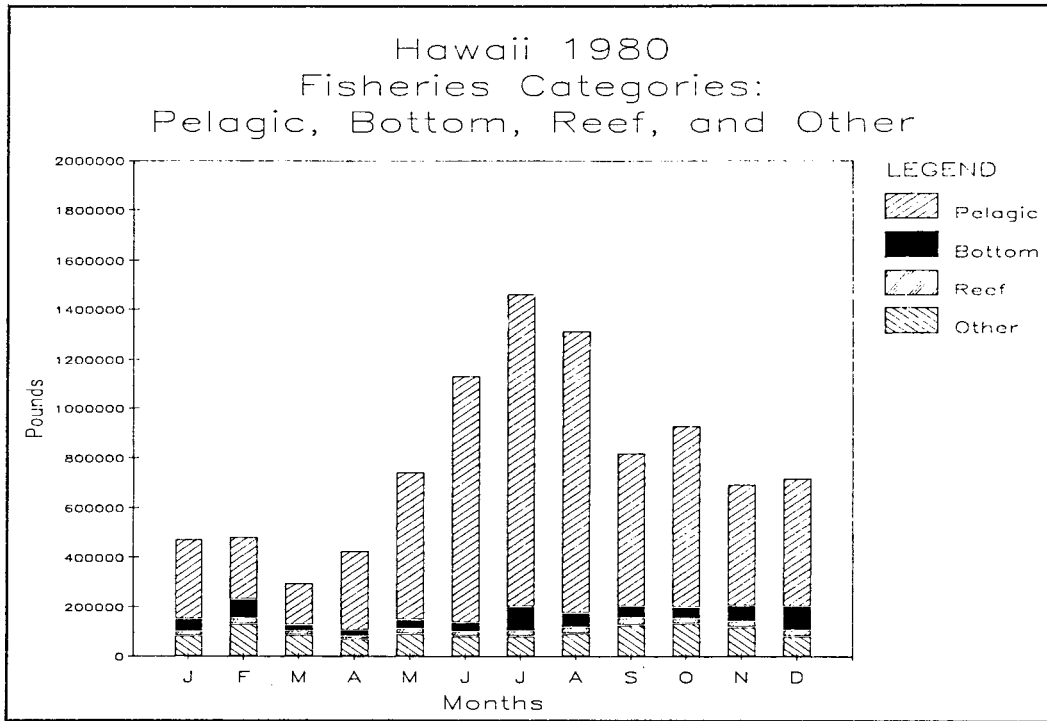


Figure 17.2

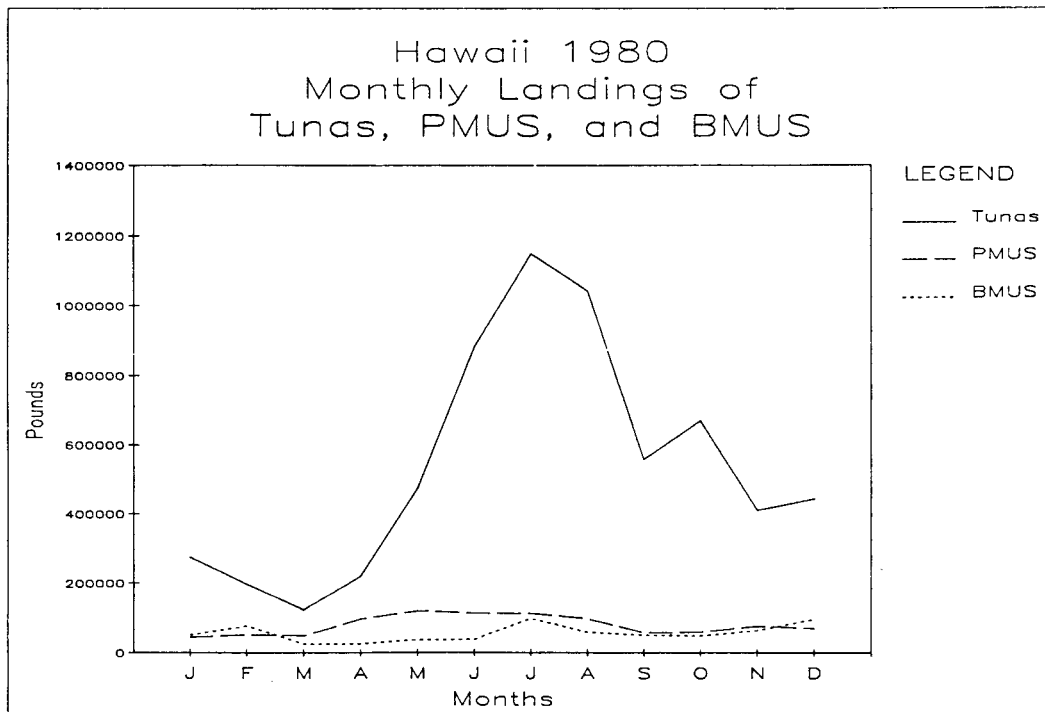


Figure 17.3

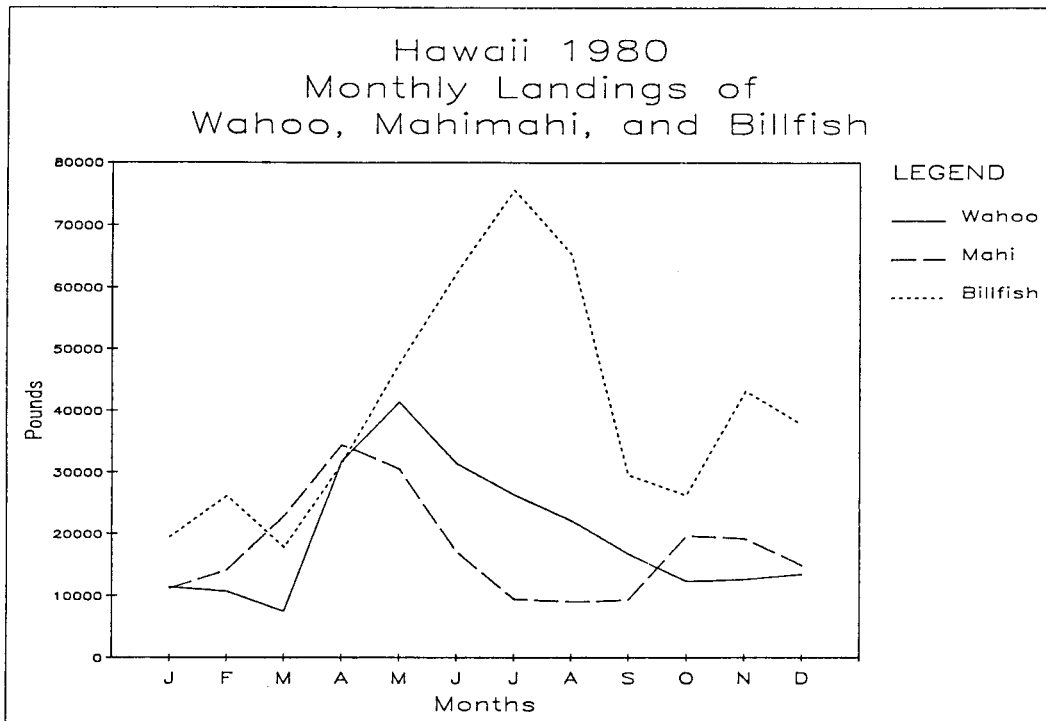


Figure 17.4

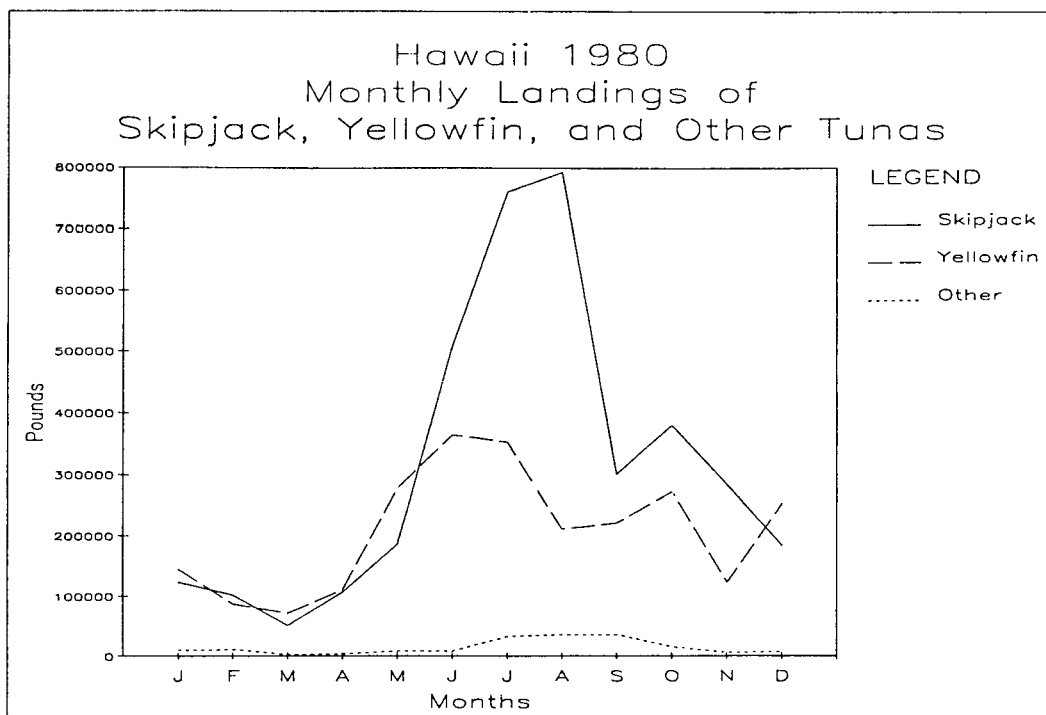


Table 12.1

HAWAII 1981 ANNUAL COMMERCIAL LANDINGS
FISH PURCHASES BY SPECIES

SPECIES	POUNDS	VALUE	AVE \$/#
-----	-----	-----	-----
MISCELLANEOUS	29277.00	20949.00	0.72
SHARKS	5157.00	3713.00	0.72
RAYS	2.00	1.00	0.50
EELS	3951.00	1476.00	0.37
BIGEYE SCAD (AKULE)	340116.00	398477.00	1.17
MACKEREL SCAD	308546.00	396168.00	1.28
LEATHERBACK	246.00	154.00	0.63
ANCHOVY	117.00	55.00	0.47
TEN POUNDER	2733.00	2699.00	0.99
BONEFISH	15852.00	14970.00	0.94
HERRING/SARDINE	314.00	184.00	0.59
MILKFISH	3756.00	3837.00	1.02
FLYING FISH	2.00	1.00	0.50
NEEDLEFISH	225.00	172.00	0.76
THREADFIN	2867.00	8308.00	2.90
MULLET	11279.00	26596.00	2.36
POMPHRET	491.00	473.00	0.96
SNAKE MACKEREL	306.00	124.00	0.41
JACKS (DEEP WATER)	85945.00	121295.00	1.41
AMBERJACK	31766.00	23429.00	0.74
BLUE CREVALLY	3376.00	5310.00	1.57
PIG-LIPPED ULUA	135.00	202.00	1.50
DOBE ULUA	134.00	172.00	1.28
WHITE/BLACK ULUA	3485.00	5577.00	1.60
GIANT SEA BASS	23968.00	46028.00	1.92
BLUE SPOT GROUPER	1482.00	3078.00	2.08
SNAPPERS	2309.00	4158.00	1.80
BLUE LINED SNAPPER	76335.00	41900.00	0.55
EHU (RED SNAPPER)	20161.00	51206.00	2.54
GINDAI (FLOWER SNAP)	1539.00	3199.00	2.08
KALIKALI (PINK SNAP)	6512.00	12333.00	1.89
LEHI (SILVERJAW)	24694.00	51879.00	2.10
ONAGA (RED SNAPPER)	51009.00	170812.00	3.35
OPAKAPAKA (PINK SNP)	180651.00	512207.00	2.84
UKU (GRAY SNAPPER)	81868.00	193946.00	2.37
PORGY	2058.00	3679.00	1.79
REEF JACKS	641.00	1416.00	2.21
SQUIRRELFISH	40513.00	79708.00	1.97
TRUMPETFISH	283.00	136.00	0.48
SCORPIONFISH	3827.00	6535.00	1.71
MOUNTAIN BASS	5002.00	5955.00	1.19
BIGEYES	9898.00	10285.00	1.04
CARDINALFISH	112.00	124.00	1.11
GOATFISH	71244.00	75413.00	1.06
RED GOATFISH	26782.00	49728.00	1.86

Table 12.1 (cont.)

HAWAII 1981 ANNUAL COMMERCIAL LANDINGS
FISH PURCHASES BY SPECIES

SPECIES	POUNDS	VALUE	AVE \$/#
WHITESADDLE GOATFISH	11145.00	42472.00	3.81
MANYBAR GOATFISH	5948.00	15566.00	2.62
BLUE GOATFISH	189.00	919.00	4.86
RUDDERFISH	13335.00	6993.00	0.52
BUTTERFLYFISH	305.00	32.00	0.10
DAMSELFISH	2499.00	2300.00	0.92
HAWKFISH	738.00	1250.00	1.69
TILAPIA	3021.00	6029.00	2.00
WRASSE	595.00	288.00	0.48
HAWAIIAN HOGFISH	2332.00	1384.00	0.59
RAZOR WRASSE	5678.00	12475.00	2.20
RINGTAIL WRASSE	1759.00	1046.00	0.59
PARROTFISH	20579.00	23445.00	1.14
SURGEON/TANGS	7535.00	5601.00	0.74
UNICORNFISH	8678.00	3316.00	0.38
CONVICT TANG	14072.00	16872.00	1.20
DUSSUMIER'S SURGEON	18550.00	12548.00	0.68
RING-TAILED SURGEON	7287.00	5564.00	0.76
FLOUNDERS	11.00	10.00	0.91
TRIGGERFISH	936.00	866.00	0.93
FILEFISH	2675.00	2185.00	0.82
PUFFERFISH	12.00	6.00	0.50
RAINBOW RUNNER	3644.00	3461.00	0.95
DOLPHIN (MAHIMAHI)	207280.00	511599.00	2.47
BARRACUDAS	7965.00	7861.00	0.99
WAHOO	248834.00	499048.00	2.01
JAPANESE MACKEREL	46.00	51.00	1.11
SKIPJACK TUNA	4114432.00	3335576.00	0.81
YELLOWFIN TUNA	2700780.00	3436773.00	1.27
ALBACORE	242678.00	237733.00	0.98
BIGEYE TUNA	40618.00	106409.00	2.62
KAWAKAWA	29379.00	24390.00	0.83
FRIGATE TUNA	392.00	110.00	0.28
BILLFISH	205.00	267.00	1.30
BROADBILL SWORDFISH	19899.00	32548.00	1.64
BLUE MARLIN	417420.00	240618.00	0.58
BLACK MARLIN	7848.00	4242.00	0.54
STRIPED MARLIN	40864.00	48891.00	1.20
SHORTNOSE SPEARFISH	7826.00	7894.00	1.01
SAILFISH	1228.00	1168.00	0.95
OCEAN SUNFISH	10.00	2.00	0.20
OCEAN MOONFISH	596.00	142.00	0.24
SPINY LOBSTER	13257.00	74013.00	5.58
SLIPPER LOBSTER	277.00	1026.00	3.70
CRABS	2089.00	4905.00	2.35

Table 12.1 (cont.)

HAWAII 1981 ANNUAL COMMERCIAL LANDINGS
FISH PURCHASES BY SPECIES

SPECIES	POUNDS	VALUE	AVE \$/#
-----	-----	-----	-----
KONA CRAB	9558.00	26634.00	2.79
WHITE CRAB	2778.00	7939.00	2.86
SHRIMP (FRESHWATER)	2806.00	12848.00	4.58
OCTOPUS	9155.00	18580.00	2.03
SQUID	7350.00	7142.00	0.97
LIMPETS (SALTWATER)	6625.00	15712.00	2.37
STONEY CORALS	11225.00	5608.00	0.50
PRECIOUS CORALS	106.00	1175.00	11.08
ALGAE	8941.00	18860.00	2.11
** 1981 TOTAL **			
	9774956.00	11212459.00	

Table 12.2

HAWAII 1981 COMMERCIAL LANDINGS NOT SOLD
FISH PURCHASES BY SPECIES

SPECIES	POUNDS	VALUE	AVE \$/#
MISCELLANEOUS	10013.00	0.00	0.00
SHARKS	16938.00	0.00	0.00
EELS	111.00	0.00	0.00
BIGEYE SCAD (AKULE)	37411.00	0.00	0.00
MACKEREL SCAD	8490.00	0.00	0.00
LEATHERBACK	112.00	0.00	0.00
TEN POUNDER	460.00	0.00	0.00
BONEFISH	490.00	0.00	0.00
MILKFISH	47.00	0.00	0.00
NEEDLEFISH	15.00	0.00	0.00
THREADFIN	513.00	0.00	0.00
MULLET	429.00	0.00	0.00
POMPHRET	21.00	0.00	0.00
SNAKE MACKEREL	9.00	0.00	0.00
JACKS (DEEP WATER)	6709.00	0.00	0.00
AMBERJACK	4681.00	0.00	0.00
BLUE CREVALLY	117.00	0.00	0.00
GIANT SEA BASS	467.00	0.00	0.00
BLUE LINED SNAPPER	3986.00	0.00	0.00
EHU (RED SNAPPER)	1210.00	0.00	0.00
GINDAI (FLOWER SNAP)	55.00	0.00	0.00
KALIKALI (PINK SNAP)	716.00	0.00	0.00
LEHI (SILVERJAW)	1475.00	0.00	0.00
ONAGA (RED SNAPPER)	2663.00	0.00	0.00
OPAKAPAKA (PINK SNP)	7502.00	0.00	0.00
UKU (GRAY SNAPPER)	2902.00	0.00	0.00
PORGY	84.00	0.00	0.00
REEF JACKS	170.00	0.00	0.00
SQUIRRELFISH	1611.00	0.00	0.00
TRUMPETFISH	11.00	0.00	0.00
SCORPIONFISH	115.00	0.00	0.00
MOUNTAIN BASS	544.00	0.00	0.00
BIGEYES	326.00	0.00	0.00
CARDINALFISH	20.00	0.00	0.00
GOATFISH	2569.00	0.00	0.00
RED GOATFISH	1072.00	0.00	0.00
WHITESADDLE GOATFISH	1084.00	0.00	0.00
MANYBAR GOATFISH	876.00	0.00	0.00
BLUE GOATFISH	1.00	0.00	0.00
RUDDERFISH	1625.00	0.00	0.00
BUTTERFLYFISH	95.00	0.00	0.00
DAMSELFISH	89.00	0.00	0.00
HAWKFISH	23.00	0.00	0.00
TILAPIA	432.00	0.00	0.00
WRASSE	73.00	0.00	0.00

Table 12.2 (cont.)

HAWAII 1981 COMMERCIAL LANDINGS NOT SOLD
FISH PURCHASES BY SPECIES

SPECIES	POUNDS	VALUE	AVE \$/#
HAWAIIAN HOGFISH	177.00	0.00	0.00
RAZOR WRASSE	877.00	0.00	0.00
RINGTAIL WRASSE	2476.00	0.00	0.00
PARROTFISH	1409.00	0.00	0.00
SURGEON/TANGS	368.00	0.00	0.00
UNICORNFISH	1266.00	0.00	0.00
CONVICT TANG	1505.00	0.00	0.00
DUSSUMIER'S SURGEON	923.00	0.00	0.00
RING-TAILED SURGEON	397.00	0.00	0.00
TRIGGERFISH	310.00	0.00	0.00
FILEFISH	17.00	0.00	0.00
RAINBOW RUNNER	210.00	0.00	0.00
DOLPHIN (MAHIMAHI)	20267.00	0.00	0.00
BARRACUDAS	1267.00	0.00	0.00
WAHOO	23964.00	0.00	0.00
JAPANESE MACKEREL	2.00	0.00	0.00
SKIPJACK TUNA	34410.00	0.00	0.00
YELLOWFIN TUNA	97253.00	0.00	0.00
ALBACORE	440.00	0.00	0.00
BIGEYE TUNA	256.00	0.00	0.00
KAWAKAWA	7488.00	0.00	0.00
BILLFISH	254.00	0.00	0.00
BROADBILL SWORDFISH	416.00	0.00	0.00
BLUE MARLIN	62271.00	0.00	0.00
BLACK MARLIN	2091.00	0.00	0.00
STRIPED MARLIN	6501.00	0.00	0.00
SHORTNOSE SPEARFISH	4066.00	0.00	0.00
SAILFISH	205.00	0.00	0.00
OCEAN MOONFISH	6.00	0.00	0.00
SPINY LOBSTER	600.00	0.00	0.00
SLIPPER LOBSTER	51.00	0.00	0.00
CRABS	109.00	0.00	0.00
KONA CRAB	4173.00	0.00	0.00
WHITE CRAB	21.00	0.00	0.00
SHRIMP (FRESHWATER)	747.00	0.00	0.00
OCTOPUS	2914.00	0.00	0.00
SQUID	734.00	0.00	0.00
LIMPETS (SALTWATER)	608.00	0.00	0.00
STONEY CORALS	25.00	0.00	0.00
PRECIOUS CORALS	52.00	0.00	0.00
ALGAE	66.00	0.00	0.00
** 1981 TOTAL **	399554.00	0.00	

Table 12.3

HAWAII JANUARY 1981 COMMERCIAL LANDINGS
FISH PURCHASES BY SPECIES

SPECIES	POUNDS	VALUE	AVE \$/#
MISCELLANEOUS	1015.00	1098.00	1.08
EELS	524.00	224.00	0.43
BIGEYE SCAD (AKULE)	29522.00	35274.00	1.19
MACKEREL SCAD	23312.00	27952.00	1.20
LEATHERBACK	25.00	15.00	0.60
TEN POUNDER	165.00	192.00	1.16
BONEFISH	2029.00	1879.00	0.93
HERRING/SARDINE	15.00	13.00	0.87
MILKFISH	46.00	42.00	0.91
THREADFIN	94.00	208.00	2.21
MULLET	600.00	1629.00	2.72
SNAKE MACKEREL	91.00	55.00	0.60
JACKS (DEEP WATER)	5160.00	6955.00	1.35
AMBERJACK	3499.00	2245.00	0.64
BLUE CREVALLY	283.00	497.00	1.76
GIANT SEA BASS	1942.00	3133.00	1.61
BLUE SPOT GROUPER	160.00	304.00	1.90
SNAPPERS	34.00	60.00	1.76
BLUE LINED SNAPPER	2872.00	1799.00	0.63
EHU (RED SNAPPER)	2775.00	6736.00	2.43
GINDAI (FLOWER SNAP)	190.00	346.00	1.82
KALIKALI (PINK SNAP)	945.00	1536.00	1.63
LEHI (SILVERJAW)	2214.00	3929.00	1.77
ONAGA (RED SNAPPER)	4810.00	15942.00	3.31
OPAKAPAKA (PINK SNP)	26165.00	65065.00	2.49
UKU (GRAY SNAPPER)	5174.00	11372.00	2.20
PORGY	166.00	278.00	1.67
REEF JACKS	2.00	3.00	1.50
SQUIRRELFISH	3381.00	6496.00	1.92
TRUMPETFISH	140.00	63.00	0.45
SCORPIONFISH	463.00	771.00	1.67
MOUNTAIN BASS	425.00	583.00	1.37
BIGEYES	869.00	701.00	0.81
GOATFISH	6693.00	6525.00	0.97
RED GOATFISH	2002.00	3542.00	1.77
WHITESADDLE GOATFISH	1061.00	3717.00	3.50
MANYBAR GOATFISH	295.00	941.00	3.19
RUDDERFISH	321.00	170.00	0.53
BUTTERFLYFISH	21.00	2.00	0.10
DAMSELFISH	428.00	300.00	0.70

Table 12.3 (cont.)

HAWAII JANUARY 1981 COMMERCIAL LANDINGS
FISH PURCHASES BY SPECIES

SPECIES	POUNDS	VALUE	AVE \$/#
-----	-----	-----	-----
HAWKFISH	24.00	19.00	0.79
WRASSE	30.00	11.00	0.37
HAWAIIAN HOGFISH	104.00	64.00	0.62
RAZOR WRASSE	212.00	417.00	1.97
PARROTFISH	1250.00	1115.00	0.89
SURGEON/TANGS	759.00	491.00	0.65
UNICORNFISH	1531.00	434.00	0.28
CONVICT TANG	377.00	535.00	1.42
DUSSUMIER'S SURGEON	1293.00	853.00	0.66
RING-TAILED SURGEON	262.00	185.00	0.71
TRIGGERFISH	122.00	139.00	1.14
FILEFISH	426.00	283.00	0.66
RAINBOW RUNNER	416.00	439.00	1.06
DOLPHIN (MAHIMAHI)	8757.00	22014.00	2.51
BARRACUDAS	1116.00	918.00	0.82
WAHOO	12606.00	27269.00	2.16
SKIPJACK TUNA	67292.00	86453.00	1.28
YELLOWFIN TUNA	136134.00	236657.00	1.74
ALBACORE	98.00	127.00	1.30
BIGEYE TUNA	2738.00	2676.00	0.98
KAWAKAWA	1588.00	1255.00	0.79
BROADBILL SWORDFISH	123.00	248.00	2.02
BLUE MARLIN	22244.00	14078.00	0.63
BLACK MARLIN	391.00	269.00	0.69
STRIPED MARLIN	7347.00	9208.00	1.25
SHORTNOSE SPEARFISH	1218.00	1241.00	1.02
SAILFISH	42.00	23.00	0.55
OCEAN SUNFISH	10.00	2.00	0.20
SPINY LOBSTER	344.00	1234.00	3.59
SLIPPER LOBSTER	41.00	168.00	4.10
CRABS	127.00	299.00	2.35
KONA CRAB	307.00	768.00	2.50
WHITE CRAB	227.00	612.00	2.70
SHRIMP (FRESHWATER)	2504.00	11785.00	4.71
OCTOPUS	461.00	880.00	1.91
SQUID	20.00	34.00	1.70
LIMPETS (SALTWATER)	481.00	1036.00	2.15
STONEY CORALS	901.00	313.00	0.35
ALGAE	856.00	1601.00	1.87
** SUBTOTAL **	404707.00	638745.00	

Table 12.4

HAWAII FEBRUARY 1981 COMMERCIAL LANDINGS
FISH PURCHASES BY SPECIES

SPECIES	POUNDS	VALUE	AVE \$/#
MISCELLANEOUS	1760.00	1793.00	1.02
SHARKS	1.00	2.00	2.00
EELS	439.00	107.00	0.24
BIGEYE SCAD (AKULE)	25345.00	30736.00	1.21
MACKEREL SCAD	18993.00	24511.00	1.29
TEN POUNDER	257.00	277.00	1.08
BONEFISH	1711.00	1915.00	1.12
HERRING/SARDINE	26.00	26.00	1.00
MILKFISH	52.00	32.00	0.62
NEEDLEFISH	55.00	11.00	0.20
THREADFIN	91.00	222.00	2.44
MULLET	403.00	1138.00	2.82
JACKS (DEEP WATER)	7413.00	11184.00	1.51
AMBERJACK	4834.00	4306.00	0.89
BLUE CREVALLY	140.00	203.00	1.45
GIANT SEA BASS	2363.00	4593.00	1.94
BLUE SPOT GROUPER	87.00	124.00	1.43
SNAPPERS	17.00	45.00	2.65
BLUE LINED SNAPPER	8225.00	4879.00	0.59
EHU (RED SNAPPER)	1163.00	3356.00	2.89
GINDAI (FLOWER SNAP)	101.00	230.00	2.28
KALIKALI (PINK SNAP)	652.00	1542.00	2.37
LEHI (SILVERJAW)	2653.00	5406.00	2.04
ONAGA (RED SNAPPER)	3462.00	15035.00	4.34
OPAKAPAKA (PINK SNP)	20267.00	67442.00	3.33
UKU (GRAY SNAPPER)	3857.00	9614.00	2.49
PORGY	294.00	422.00	1.44
SQUIRRELFISH	1767.00	3736.00	2.11
TRUMPETFISH	16.00	8.00	0.50
SCORPIONFISH	268.00	592.00	2.21
MOUNTAIN BASS	442.00	485.00	1.10
BIGEYES	292.00	330.00	1.13
GOATFISH	6756.00	7354.00	1.09
RED GOATFISH	1830.00	3202.00	1.75
WHITESADDLE GOATFISH	780.00	3038.00	3.89
MANYBAR GOATFISH	275.00	632.00	2.30
RUDDERFISH	290.00	130.00	0.45
BUTTERFLYFISH	1.00	0.00	0.00
DAMSEL FISH	282.00	188.00	0.67
HAWKFISH	29.00	22.00	0.76

Table 12.4 (cont.)

HAWAII FEBRUARY 1981 COMMERCIAL LANDINGS
FISH PURCHASES BY SPECIES

SPECIES	POUNDS	VALUE	AVE \$/#
WRASSE	70.00	22.00	0.31
HAWAIIAN HOGFISH	49.00	27.00	0.55
RAZOR WRASSE	92.00	199.00	2.16
PARROTFISH	2417.00	2967.00	1.23
SURGEON/TANGS	417.00	323.00	0.77
UNICORNFISH	376.00	56.00	0.15
CONVICT TANG	4171.00	4293.00	1.03
DUSSUMIER'S SURGEON	1339.00	924.00	0.69
RING-TAILED SURGEON	423.00	553.00	1.31
TRIGGERFISH	117.00	125.00	1.07
FILEFISH	466.00	385.00	0.83
RAINBOW RUNNER	303.00	251.00	0.83
DOLPHIN (MAHIMAHI)	11108.00	38690.00	3.48
BARRACUDAS	536.00	501.00	0.93
WAHOO	7264.00	18926.00	2.61
SKIPJACK TUNA	70797.00	102107.00	1.44
YELLOWFIN TUNA	92735.00	177054.00	1.91
BIGEYE TUNA	2646.00	13146.00	4.97
KAWAKAWA	2589.00	1938.00	0.75
BLUE MARLIN	25220.00	18785.00	0.74
BLACK MARLIN	730.00	716.00	0.98
STRIPED MARLIN	4173.00	5729.00	1.37
SHORTNOSE SPEARFISH	657.00	1004.00	1.53
SPINY LOBSTER	368.00	1392.00	3.78
SLIPPER LOBSTER	50.00	206.00	4.12
CRABS	168.00	433.00	2.58
KONA CRAB	303.00	855.00	2.82
WHITE CRAB	60.00	167.00	2.78
OCTOPUS	217.00	408.00	1.88
SQUID	30.00	60.00	2.00
LIMPETS (SALTWATER)	95.00	200.00	2.11
STONEY CORALS	750.00	450.00	0.60
ALGAE	542.00	1239.00	2.29
** SUBTOTAL **	348967.00	602999.00	

Table 12.5

HAWAII MARCH 1981 COMMERCIAL LANDINGS
FISH PURCHASES BY SPECIES

SPECIES	POUNDS	VALUE	AVE \$/#
MISCELLANEOUS	8677.00	5881.00	0.68
SHARKS	650.00	360.00	0.55
EELS	341.00	99.00	0.29
BIGEYE SCAD (AKULE)	28654.00	36347.00	1.27
MACKEREL SCAD	29241.00	37595.00	1.29
LEATHERBACK	23.00	17.00	0.74
TEN POUNDER	525.00	534.00	1.02
BONEFISH	4001.00	3173.00	0.79
HERRING/SARDINE	7.00	5.00	0.71
MILKFISH	188.00	209.00	1.11
NEEDLEFISH	44.00	51.00	1.16
THREADFIN	44.00	76.00	1.73
MULLET	922.00	2036.00	2.21
JACKS (DEEP WATER)	6555.00	11059.00	1.69
AMBERJACK	7213.00	5172.00	0.72
BLUE CREVALLY	50.00	79.00	1.58
GIANT SEA BASS	1883.00	3280.00	1.74
BLUE SPOT GROUPER	99.00	149.00	1.51
SNAPPERS	90.00	271.00	3.01
BLUE LINED SNAPPER	10746.00	5597.00	0.52
EHU (RED SNAPPER)	2284.00	5579.00	2.44
GINDAI (FLOWER SNAP)	200.00	322.00	1.61
KALIKALI (PINK SNAP)	685.00	1321.00	1.93
LEHI (SILVERJAW)	3144.00	7298.00	2.32
ONAGA (RED SNAPPER)	3843.00	13125.00	3.42
OPAKAPAKA (PINK SNP)	16678.00	45812.00	2.75
UKU (GRAY SNAPPER)	4560.00	11612.00	2.55
PORGY	401.00	761.00	1.90
REEF JACKS	27.00	56.00	2.07
SQUIRRELFISH	3138.00	6646.00	2.12
TRUMPETFISH	7.00	4.00	0.57
SCORPIONFISH	637.00	742.00	1.16
MOUNTAIN BASS	228.00	339.00	1.49
BIGEYES	343.00	411.00	1.20
CARDINALFISH	8.00	8.00	1.00
GOATFISH	6193.00	8304.00	1.34
RED GOATFISH	1614.00	2876.00	1.78
WHITESADDLE GOATFISH	996.00	4179.00	4.20
MANYBAR GOATFISH	421.00	1844.00	4.38
RUDDERFISH	1772.00	678.00	0.38
BUTTERFLYFISH	7.00	1.00	0.14
DAMSELFISH	81.00	83.00	1.02
HAWKFISH	29.00	26.00	0.90
TILAPIA	352.00	702.00	1.99

Table 12.5 (cont.)

HAWAII MARCH 1981 COMMERCIAL LANDINGS
FISH PURCHASES BY SPECIES

SPECIES	POUNDS	VALUE	AVE \$/#
-----	-----	-----	-----
WRASSE	22.00	6.00	0.27
HAWAIIAN HOGFISH	124.00	53.00	0.43
RAZOR WRASSE	430.00	923.00	2.15
PARROTFISH	1375.00	1473.00	1.07
SURGEON/TANGS	705.00	596.00	0.85
UNICORNFISH	445.00	56.00	0.13
CONVICT TANG	375.00	670.00	1.79
DUSSUMIER'S SURGEON	1849.00	1080.00	0.58
RING-TAILED SURGEON	673.00	689.00	1.02
TRIGGERFISH	79.00	65.00	0.82
FILEFISH	744.00	614.00	0.83
RAINBOW RUNNER	229.00	307.00	1.34
DOLPHIN (MAHIMAHI)	32755.00	77460.00	2.36
BARRACUDAS	579.00	664.00	1.15
WAHOO	15028.00	41709.00	2.78
JAPANESE MACKEREL	18.00	26.00	1.44
SKIPJACK TUNA	209464.00	246622.00	1.18
YELLOWFIN TUNA	158424.00	275679.00	1.74
BIGEYE TUNA	1217.00	1130.00	0.93
KAWAKAWA	1858.00	5320.00	2.86
FRIGATE TUNA	253.00	57.00	0.23
BROADBILL SWORDFISH	59.00	110.00	1.86
BLUE MARLIN	22832.00	16272.00	0.71
BLACK MARLIN	1141.00	586.00	0.51
STRIPED MARLIN	9033.00	9953.00	1.10
SHORTNOSE SPEARFISH	1279.00	1410.00	1.10
SAILFISH	241.00	234.00	0.97
OCEAN MOONFISH	10.00	38.00	3.80
SPINY LOBSTER	369.00	1416.00	3.84
SLIPPER LOBSTER	64.00	244.00	3.81
CRABS	148.00	268.00	1.81
KONA CRAB	650.00	1976.00	3.04
WHITE CRAB	32.00	72.00	2.25
OCTOPUS	287.00	611.00	2.13
LIMPETS (SALTWATER)	677.00	1435.00	2.12
STONEY CORALS	100.00	140.00	1.40
ALGAE	510.00	920.00	1.80
** SUBTOTAL **	611679.00	915603.00	

Table 12.6

HAWAII APRIL 1981 COMMERCIAL LANDINGS
FISH PURCHASES BY SPECIES

SPECIES	POUNDS	VALUE	AVE \$/#
MISCELLANEOUS	8062.00	4481.00	0.56
EELS	447.00	187.00	0.42
BIGEYE SCAD (AKULE)	44845.00	52783.00	1.18
MACKEREL SCAD	23686.00	30149.00	1.27
LEATHERBACK	3.00	2.00	0.67
ANCHOVY	89.00	31.00	0.35
TEN POUNDER	315.00	309.00	0.98
BONEFISH	1171.00	943.00	0.81
HERRING/SARDINE	7.00	5.00	0.71
MILKFISH	948.00	945.00	1.00
NEEDLEFISH	3.00	4.00	1.33
THREADFIN	95.00	227.00	2.39
MULLET	590.00	1506.00	2.55
POMPHRET	21.00	16.00	0.76
JACKS (DEEP WATER)	9137.00	13279.00	1.45
AMBERJACK	3424.00	2259.00	0.66
BLUE CREVALLY	90.00	148.00	1.64
GIANT SEA BASS	2421.00	5401.00	2.23
BLUE SPOT GROUPER	124.00	286.00	2.31
SNAPPERS	108.00	306.00	2.83
BLUE LINED SNAPPER	9899.00	4565.00	0.46
EHU (RED SNAPPER)	2332.00	5777.00	2.48
GINDAI (FLOWER SNAP)	195.00	450.00	2.31
KALIKALI (PINK SNAP)	436.00	969.00	2.22
LEHI (SILVERJAW)	527.00	1035.00	1.96
ONAGA (RED SNAPPER)	2949.00	10573.00	3.59
OPAKAPAKA (PINK SNP)	8942.00	28995.00	3.24
UKU (GRAY SNAPPER)	7482.00	19927.00	2.66
PORGY	8.00	32.00	4.00
REEF JACKS	476.00	1065.00	2.24
SQUIRRELFISH	2649.00	5476.00	2.07
TRUMPETFISH	2.00	1.00	0.50
SCORPIONFISH	319.00	637.00	2.00
MOUNTAIN BASS	336.00	531.00	1.58
BIGEYES	4419.00	4254.00	0.96
GOATFISH	9732.00	9777.00	1.00
RED GOATFISH	1458.00	2995.00	2.05
WHITESADDLE GOATFISH	968.00	3658.00	3.78
MANYBAR GOATFISH	377.00	922.00	2.45
RUDDERFISH	401.00	488.00	1.22

Table 12.6 (cont.)

HAWAII APRIL 1981 COMMERCIAL LANDINGS
FISH PURCHASES BY SPECIES

SPECIES	POUNDS	VALUE	AVE \$/#
BUTTERFLYFISH	32.00	3.00	0.09
DAMSEL FISH	152.00	149.00	0.98
HAWKFISH	4.00	5.00	1.25
TILAPIA	231.00	461.00	2.00
WRASSE	85.00	58.00	0.68
HAWAIIAN HOGFISH	166.00	95.00	0.57
RAZOR WRASSE	494.00	1105.00	2.24
RINGTAIL WRASSE	8.00	9.00	1.13
PARROTFISH	2645.00	2871.00	1.09
SURGEON/TANGS	658.00	422.00	0.64
UNICORNFISH	296.00	76.00	0.26
CONVICT TANG	6000.00	6244.00	1.04
DUSSUMIER'S SURGEON	1966.00	1581.00	0.80
RING-TAILED SURGEON	488.00	433.00	0.89
TRIGGERFISH	141.00	150.00	1.06
FILEFISH	279.00	271.00	0.97
RAINBOW RUNNER	160.00	151.00	0.94
DOLPHIN (MAHIMAHI)	29667.00	56572.00	1.91
BARRACUDAS	445.00	515.00	1.16
WAHOO	28449.00	59409.00	2.09
SKIPJACK TUNA	366600.00	311771.00	0.85
YELLOWFIN TUNA	287719.00	351372.00	1.22
ALBACORE	2392.00	1737.00	0.73
BIGEYE TUNA	6703.00	8995.00	1.34
KAWAKAWA	4712.00	2309.00	0.49
FRIGATE TUNA	78.00	27.00	0.35
BROADBILL SWORDFISH	1469.00	2470.00	1.68
BLUE MARLIN	25055.00	16908.00	0.67
BLACK MARLIN	1229.00	508.00	0.41
STRIPED MARLIN	5789.00	7270.00	1.26
SHORTNOSE SPEARFISH	1119.00	968.00	0.87
SAILFISH	21.00	29.00	1.38
OCEAN MOONFISH	108.00	26.00	0.24
SPINY LOBSTER	433.00	1713.00	3.96
SLIPPER LOBSTER	53.00	112.00	2.11
CRABS	250.00	508.00	2.03
KONA CRAB	2354.00	6926.00	2.94
WHITE CRAB	12.00	29.00	2.42
OCTOPUS	519.00	1032.00	1.99
SQUID	52.00	41.00	0.79
LIMPETS (SALTWATER)	743.00	1562.00	2.10
STONEY CORALS	300.00	316.00	1.05
ALGAE	901.00	1728.00	1.92
** SUBTOTAL **	930470.00	1064331.00	

Table 12.7

HAWAII MAY 1981 COMMERCIAL LANDINGS
FISH PURCHASES BY SPECIES

SPECIES	POUNDS	VALUE	AVE \$/#
MISCELLANEOUS	4302.00	2633.00	0.61
SHARKS	299.00	273.00	0.91
EELS	222.00	82.00	0.37
BIGEYE SCAD (AKULE)	39459.00	42230.00	1.07
MACKEREL SCAD	17923.00	22834.00	1.27
LEATHERBACK	2.00	1.00	0.50
TEN POUNDER	191.00	155.00	0.81
BONEFISH	840.00	741.00	0.88
HERRING/SARDINE	22.00	12.00	0.55
MILKFISH	353.00	361.00	1.02
FLYING FISH	1.00	1.00	1.00
NEEDLEFISH	4.00	4.00	1.00
THREADFIN	128.00	359.00	2.80
MULLET	322.00	801.00	2.49
SNAKE MACKEREL	24.00	4.00	0.17
JACKS (DEEP WATER)	7414.00	9555.00	1.29
AMBERJACK	895.00	505.00	0.56
BLUE CREVALLY	488.00	850.00	1.74
GIANT SEA BASS	1358.00	3043.00	2.24
BLUE SPOT GROUPER	139.00	376.00	2.71
SNAPPERS	725.00	863.00	1.19
BLUE LINED SNAPPER	3061.00	1755.00	0.57
EHU (RED SNAPPER)	847.00	2367.00	2.79
GINDAI (FLOWER SNAP)	55.00	126.00	2.29
KALIKALI (PINK SNAP)	178.00	429.00	2.41
LEHI (SILVERJAW)	407.00	717.00	1.76
ONAGA (RED SNAPPER)	2254.00	7902.00	3.51
OPAKAPAKA (PINK SNP)	7393.00	24217.00	3.28
UKU (GRAY SNAPPER)	9560.00	22960.00	2.40
PORGY	189.00	401.00	2.12
REEF JACKS	43.00	100.00	2.33
SQUIRRELFISH	2893.00	5703.00	1.97
TRUMPETFISH	2.00	1.00	0.50
SCORPIONFISH	129.00	223.00	1.73
MOUNTAIN BASS	108.00	210.00	1.94
BIGEYES	433.00	542.00	1.25
GOATFISH	5668.00	4891.00	0.86
RED GOATFISH	1490.00	3021.00	2.03
WHITESADDLE GOATFISH	756.00	2665.00	3.53
MANYBAR GOATFISH	346.00	967.00	2.79
RUDDERFISH	823.00	617.00	0.75
DAMSEL FISH	109.00	120.00	1.10

Table 12.7 (cont.)

HAWAII MAY 1981 COMMERCIAL LANDINGS
FISH PURCHASES BY SPECIES

SPECIES	POUNDS	VALUE	AVE \$/#
-----	-----	-----	-----
HAWKFISH	8.00	6.00	0.75
TILAPIA	252.00	498.00	1.98
WRASSE	32.00	14.00	0.44
HAWAIIAN HOGFISH	178.00	202.00	1.13
RAZOR WRASSE	753.00	1610.00	2.14
RINGTAIL WRASSE	3.00	4.00	1.33
PARROTFISH	1270.00	1844.00	1.45
SURGEON/TANGS	732.00	474.00	0.65
UNICORNFISH	751.00	270.00	0.36
CONVICT TANG	617.00	1089.00	1.76
DUSSUMIER'S SURGEON	1381.00	946.00	0.69
RING-TAILED SURGEON	784.00	538.00	0.69
TRIGGERFISH	40.00	19.00	0.48
FILEFISH	226.00	217.00	0.96
RAINBOW RUNNER	106.00	122.00	1.15
DOLPHIN (MAHIMAHI)	15516.00	34714.00	2.24
BARRACUDAS	376.00	495.00	1.32
WAHOO	36047.00	58817.00	1.63
SKIPJACK TUNA	481726.00	355344.00	0.74
YELLOWFIN TUNA	318796.00	384503.00	1.21
ALBACORE	56567.00	67451.00	1.19
BIGEYE TUNA	1435.00	1263.00	0.88
KAWAKAWA	959.00	922.00	0.96
FRIGATE TUNA	55.00	16.00	0.29
BROADBILL SWORDFISH	3754.00	6758.00	1.80
BLUE MARLIN	26095.00	12708.00	0.49
BLACK MARLIN	1067.00	502.00	0.47
STRIPED MARLIN	4841.00	4523.00	0.93
SHORTNOSE SPEARFISH	1368.00	1055.00	0.77
SPINY LOBSTER	324.00	1265.00	3.90
SLIPPER LOBSTER	14.00	52.00	3.71
CRABS	175.00	361.00	2.06
KONA CRAB	3422.00	9672.00	2.83
WHITE CRAB	83.00	229.00	2.76
OCTOPUS	396.00	743.00	1.88
SQUID	210.00	328.00	1.56
LIMPETS (SALTWATER)	875.00	2089.00	2.39
STONEY CORALS	675.00	616.00	0.91
ALGAE	863.00	2002.00	2.32
** SUBTOTAL **	1074627.00	1119898.00	

Table 12.8

HAWAII JUNE 1981 COMMERCIAL LANDINGS
FISH PURCHASES BY SPECIES

SPECIES	POUNDS	VALUE	AVE \$/#
-----	-----	-----	-----
MISCELLANEOUS	1929.00	1187.00	0.62
SHARKS	1285.00	875.00	0.68
EELS	115.00	39.00	0.34
BIGEYE SCAD (AKULE)	43665.00	44195.00	1.01
MACKEREL SCAD	12195.00	15790.00	1.29
LEATHERBACK	2.00	1.00	0.50
TEN POUNDER	61.00	68.00	1.11
BONEFISH	753.00	823.00	1.09
HERRING/SARDINE	52.00	39.00	0.75
MILKFISH	295.00	262.00	0.89
FLYING FISH	1.00	0.00	0.00
NEEDLEFISH	19.00	22.00	1.16
THREADFIN	1455.00	4250.00	2.92
MULLET	456.00	1106.00	2.43
JACKS (DEEP WATER)	9321.00	11602.00	1.24
AMBERJACK	665.00	439.00	0.66
BLUE CREVALLY	1076.00	1472.00	1.37
GIANT SEA BASS	1619.00	3158.00	1.95
BLUE SPOT GROUPER	42.00	90.00	2.14
SNAPPERS	463.00	839.00	1.81
BLUE LINED SNAPPER	3701.00	2233.00	0.60
EHU (RED SNAPPER)	708.00	1797.00	2.54
GINDAI (FLOWER SNAP)	31.00	40.00	1.29
KALIKALI (PINK SNAP)	103.00	179.00	1.74
LEHI (SILVERJAW)	144.00	269.00	1.87
ONAGA (RED SNAPPER)	1179.00	4463.00	3.79
OPAKAPAKA (PINK SNP)	3355.00	13121.00	3.91
UKU (GRAY SNAPPER)	12255.00	24576.00	2.01
PORGY	169.00	328.00	1.94
SQUIRRELFISH	3895.00	7505.00	1.93
TRUMPETFISH	5.00	4.00	0.80
SCORPIONFISH	367.00	611.00	1.66
MOUNTAIN BASS	192.00	314.00	1.64
BIGEYES	955.00	1041.00	1.09
GOATFISH	4889.00	4803.00	0.98
RED GOATFISH	1678.00	3715.00	2.21
WHITESADDLE GOATFISH	1144.00	4315.00	3.77
MANYBAR GOATFISH	541.00	1505.00	2.78
RUDDERFISH	662.00	405.00	0.61
BUTTERFLYFISH	90.00	9.00	0.10
DAMSEL FISH	143.00	129.00	0.90
HAWKFISH	1.00	1.00	1.00
TILAPIA	170.00	389.00	2.29
WRASSE	34.00	14.00	0.41

Table 12.8 (cont.)

HAWAII JUNE 1981 COMMERCIAL LANDINGS
FISH PURCHASES BY SPECIES

SPECIES	POUNDS	VALUE	AVE \$/#
HAWAIIAN HOGFISH	183.00	89.00	0.49
RAZOR WRASSE	542.00	1149.00	2.12
RINGTAIL WRASSE	3.00	5.00	1.67
PARROTFISH	1448.00	1543.00	1.07
SURGEON/TANGS	451.00	285.00	0.63
UNICORNFISH	600.00	208.00	0.35
CONVICT TANG	357.00	646.00	1.81
DUSSUMIER'S SURGEON	828.00	625.00	0.75
RING-TAILED SURGEON	669.00	562.00	0.84
FLOUNDERS	1.00	1.00	1.00
TRIGGERFISH	54.00	50.00	0.93
FILEFISH	152.00	119.00	0.78
RAINBOW RUNNER	233.00	242.00	1.04
DOLPHIN (MAHIMAHI)	10242.00	29468.00	2.88
BARRACUDAS	923.00	886.00	0.96
WAHOO	35861.00	59558.00	1.66
JAPANESE MACKEREL	6.00	6.00	1.00
SKIPJACK TUNA	543815.00	379316.00	0.70
YELLOWFIN TUNA	326574.00	399594.00	1.22
ALBACORE	64013.00	71665.00	1.12
BIGEYE TUNA	2078.00	1660.00	0.80
KAWAKAWA	3760.00	2299.00	0.61
BROADBILL SWORDFISH	6687.00	10645.00	1.59
BLUE MARLIN	56096.00	28199.00	0.50
BLACK MARLIN	637.00	230.00	0.36
STRIPED MARLIN	3435.00	3234.00	0.94
SHORTNOSE SPEARFISH	801.00	712.00	0.89
SAILFISH	103.00	57.00	0.55
CRABS	145.00	245.00	1.69
WHITE CRAB	37.00	83.00	2.24
SHRIMP (FRESHWATER)	10.00	30.00	3.00
OCTOPUS	711.00	1484.00	2.09
SQUID	69.00	105.00	1.52
LIMPETS (SALTWATER)	985.00	2241.00	2.28
STONEY CORALS	1085.00	643.00	0.59
ALGAE	837.00	1816.00	2.17
** SUBTOTAL **	1176311.00	1157723.00	

Table 12.9

HAWAII JULY 1981 COMMERCIAL LANDINGS
FISH PURCHASES BY SPECIES

SPECIES	POUNDS	VALUE	AVE \$/#
MISCELLANEOUS	612.00	500.00	0.82
SHARKS	446.00	182.00	0.41
EELS	284.00	98.00	0.35
BIGEYE SCAD (AKULE)	36425.00	38043.00	1.04
MACKEREL SCAD	18029.00	24883.00	1.38
LEATHERBACK	10.00	5.00	0.50
TEN POUNDER	322.00	290.00	0.90
BONEFISH	694.00	691.00	1.00
HERRING/SARDINE	70.00	29.00	0.41
MILKFISH	811.00	594.00	0.73
THREADFIN	426.00	1264.00	2.97
MULLET	1381.00	3123.00	2.26
POMPHRET	60.00	73.00	1.22
SNAKE MACKEREL	17.00	4.00	0.24
JACKS (DEEP WATER)	4900.00	5861.00	1.20
AMBERJACK	543.00	271.00	0.50
BLUE CREVALLY	253.00	520.00	2.06
WHITE/BLACK ULUA	16.00	22.00	1.38
GIANT SEA BASS	1048.00	2360.00	2.25
BLUE SPOT GROUPER	249.00	645.00	2.59
SNAPPERS	126.00	233.00	1.85
BLUE LINED SNAPPER	3453.00	1983.00	0.57
EHU (RED SNAPPER)	763.00	1990.00	2.61
GINDAI (FLOWER SNAP)	59.00	143.00	2.42
KALIKALI (PINK SNAP)	243.00	493.00	2.03
LEHI (SILVERJAW)	753.00	1221.00	1.62
ONAGA (RED SNAPPER)	7164.00	19488.00	2.72
OPAKAPAKA (PINK SNP)	7794.00	21621.00	2.77
UKU (GRAY SNAPPER)	6512.00	14122.00	2.17
PORGY	48.00	88.00	1.83
SQUIRRELFISH	4392.00	8757.00	1.99
SCORPIONFISH	329.00	580.00	1.76
MOUNTAIN BASS	340.00	552.00	1.62
BIGEYES	346.00	362.00	1.05
CARDINALFISH	81.00	92.00	1.14
GOATFISH	4894.00	4357.00	0.89
RED GOATFISH	1977.00	3244.00	1.64
WHITESADDLE GOATFISH	1095.00	4299.00	3.93
MANYBAR GOATFISH	529.00	1268.00	2.40
BLUE GOATFISH	83.00	484.00	5.83

Table 12.9 (cont.)

HAWAII JULY 1981 COMMERCIAL LANDINGS
FISH PURCHASES BY SPECIES

SPECIES	POUNDS	VALUE	AVE \$/#
RUDDERFISH	497.00	339.00	0.68
BUTTERFLYFISH	67.00	7.00	0.10
DAMSELFISH	171.00	174.00	1.02
HAWKFISH	44.00	53.00	1.20
TILAPIA	157.00	396.00	2.52
WRASSE	48.00	18.00	0.38
HAWAIIAN HOGFISH	183.00	101.00	0.55
RAZOR WRASSE	515.00	1115.00	2.17
RINGTAIL WRASSE	176.00	222.00	1.26
PARROTFISH	1772.00	1927.00	1.09
SURGEON/TANGS	823.00	443.00	0.54
UNICORNFISH	639.00	127.00	0.20
CONVICT TANG	510.00	841.00	1.65
DUSSUMIER'S SURGEON	1192.00	757.00	0.64
RING-TAILED SURGEON	1022.00	607.00	0.59
FLOUNDERS	2.00	2.00	1.00
TRIGGERFISH	76.00	57.00	0.75
FILEFISH	97.00	76.00	0.78
RAINBOW RUNNER	509.00	452.00	0.89
DOLPHIN (MAHIMAHI)	9692.00	27605.00	2.85
BARRACUDAS	914.00	733.00	0.80
WAHOO	33886.00	52081.00	1.54
JAPANESE MACKEREL	4.00	3.00	0.75
SKIPJACK TUNA	787813.00	548042.00	0.70
YELLOWFIN TUNA	389072.00	338025.00	0.87
ALBACORE	30741.00	24208.00	0.79
BIGEYE TUNA	1748.00	1386.00	0.79
KAWAKAWA	1575.00	820.00	0.52
BILLFISH	130.00	98.00	0.75
BROADBILL SWORDFISH	6379.00	10471.00	1.64
BLUE MARLIN	61501.00	23940.00	0.39
BLACK MARLIN	778.00	376.00	0.48
STRIPED MARLIN	980.00	896.00	0.91
SHORTNOSE SPEARFISH	409.00	270.00	0.66
SAILFISH	127.00	31.00	0.24
CRABS	104.00	234.00	2.25
WHITE CRAB	30.00	67.00	2.23
OCTOPUS	1166.00	2376.00	2.04
SQUID	1126.00	1186.00	1.05
LIMPETS (SALTWATER)	554.00	1284.00	2.32
STONEY CORALS	2130.00	495.00	0.23
ALGAE	965.00	2251.00	2.33
** SUBTOTAL **	1447901.00	1209427.00	

Table 12.10

HAWAII AUGUST 1981 COMMERCIAL LANDINGS
FISH PURCHASES BY SPECIES

SPECIES	POUNDS	VALUE	AVE \$/#
MISCELLANEOUS	558.00	552.00	0.99
SHARKS	357.00	252.00	0.71
EELS	129.00	57.00	0.44
BIGEYE SCAD (AKULE)	19540.00	23563.00	1.21
MACKEREL SCAD	32401.00	35760.00	1.10
LEATHERBACK	33.00	18.00	0.55
TEN POUNDER	53.00	48.00	0.91
BONEFISH	156.00	124.00	0.79
HERRING/SARDINE	21.00	8.00	0.38
MILKFISH	289.00	225.00	0.78
NEEDLEFISH	12.00	14.00	1.17
THREADFIN	52.00	139.00	2.67
MULLET	1361.00	3080.00	2.26
POMPHRET	33.00	38.00	1.15
JACKS (DEEP WATER)	7070.00	8947.00	1.27
AMBERJACK	515.00	447.00	0.87
BLUE CREVALLY	162.00	204.00	1.26
DOBE ULUA	8.00	10.00	1.25
WHITE/BLACK ULUA	44.00	56.00	1.27
GIANT SEA BASS	2058.00	3913.00	1.90
BLUE SPOT GROUPER	148.00	342.00	2.31
SNAPPERS	127.00	267.00	2.10
BLUE LINED SNAPPER	4665.00	2701.00	0.58
EHU (RED SNAPPER)	1160.00	2999.00	2.59
GINDAI (FLOWER SNAP)	95.00	206.00	2.17
KALIKALI (PINK SNAP)	237.00	417.00	1.76
LEHI (SILVERJAW)	3084.00	6171.00	2.00
ONAGA (RED SNAPPER)	3681.00	12377.00	3.36
OPAKAPAKA (PINK SNP)	13638.00	38754.00	2.84
UKU (GRAY SNAPPER)	9884.00	25249.00	2.55
PORGY	132.00	183.00	1.39
REEF JACKS	24.00	49.00	2.04
SQUIRRELFISH	3629.00	6563.00	1.81
SCORPIONFISH	252.00	465.00	1.85
MOUNTAIN BASS	1963.00	1307.00	0.67
BIGEYES	298.00	345.00	1.16
GOATFISH	9387.00	10019.00	1.07
RED GOATFISH	2924.00	4646.00	1.59
WHITESADDLE GOATFISH	950.00	3371.00	3.55
MANYBAR GOATFISH	923.00	2030.00	2.20
BLUE GOATFISH	1.00	2.00	2.00
RUDDERFISH	1127.00	868.00	0.77

Table 12.10 (cont.)

HAWAII AUGUST 1981 COMMERCIAL LANDINGS
FISH PURCHASES BY SPECIES

SPECIES -----	POUNDS -----	VALUE -----	AVE \$/# -----
BUTTERFLYFISH	11.00	2.00	0.18
DAMSELFISH	708.00	753.00	1.06
HAWKFISH	254.00	554.00	2.18
TILAPIA	266.00	661.00	2.48
WRASSE	51.00	23.00	0.45
HAWAIIAN HOGFISH	185.00	114.00	0.62
RAZOR WRASSE	448.00	965.00	2.15
RINGTAIL WRASSE	1166.00	313.00	0.27
PARROTFISH	1670.00	1918.00	1.15
SURGEON/TANGS	615.00	485.00	0.79
UNICORNFISH	2056.00	1190.00	0.58
CONVICT TANG	350.00	580.00	1.66
DUSSUMIER'S SURGEON	1167.00	858.00	0.74
RING-TAILED SURGEON	840.00	541.00	0.64
FLOUNDERS	7.00	6.00	0.86
TRIGGERFISH	59.00	35.00	0.59
FILEFISH	17.00	15.00	0.88
PUFFERFISH	4.00	2.00	0.50
RAINBOW RUNNER	344.00	330.00	0.96
DOLPHIN (MAHIMAHI)	11774.00	34971.00	2.97
BARRACUDAS	579.00	392.00	0.68
WAHOO	24664.00	52128.00	2.11
SKIPJACK TUNA	794944.00	505285.00	0.64
YELLOWFIN TUNA	281897.00	265856.00	0.94
ALBACORE	33385.00	26677.00	0.80
BIGEYE TUNA	1209.00	929.00	0.77
KAWAKAWA	1698.00	1306.00	0.77
BROADBILL SWORDFISH	752.00	869.00	1.16
BLUE MARLIN	68004.00	29846.00	0.44
BLACK MARLIN	686.00	270.00	0.39
STRIPED MARLIN	20.00	6.00	0.30
SHORTNOSE SPEARFISH	141.00	110.00	0.78
SAILFISH	75.00	38.00	0.51
CRABS	158.00	355.00	2.25
KONA CRAB	108.00	291.00	2.69
WHITE CRAB	71.00	213.00	3.00
SHRIMP (FRESHWATER)	15.00	45.00	3.00
OCTOPUS	1768.00	3587.00	2.03
SQUID	2281.00	1882.00	0.83
LIMPETS (SALTWATER)	823.00	2268.00	2.76
STONEY CORALS	2184.00	815.00	0.37
PRECIOUS CORALS	100.00	1025.00	10.25
ALGAE	767.00	1823.00	2.38
** SUBTOTAL **	1361502.00	1137118.00	

Table 12.11

HAWAII SEPTEMBER 1981 COMMERCIAL LANDINGS
FISH PURCHASES BY SPECIES

SPECIES	POUNDS	VALUE	AVE \$/#
-----	-----	-----	-----
MISCELLANEOUS	422.00	325.00	0.77
EELS	226.00	86.00	0.38
BIGEYE SCAD (AKULE)	21955.00	23415.00	1.07
MACKEREL SCAD	40125.00	53192.00	1.33
LEATHERBACK	57.00	38.00	0.67
TEN POUNDER	153.00	162.00	1.06
BONEFISH	650.00	721.00	1.11
HERRING/SARDINE	6.00	2.00	0.33
MILKFISH	286.00	385.00	1.35
NEEDLEFISH	18.00	21.00	1.17
THREADFIN	65.00	179.00	2.75
MULLET	1491.00	3284.00	2.20
POMPHRET	32.00	26.00	0.81
JACKS (DEEP WATER)	8014.00	10236.00	1.28
AMBERJACK	1648.00	918.00	0.56
BLUE CREVALLY	496.00	789.00	1.59
WHITE/BLACK ULUA	24.00	39.00	1.63
GIANT SEA BASS	1908.00	3911.00	2.05
BLUE SPOT GROUPER	247.00	466.00	1.89
SNAPPERS	127.00	261.00	2.06
BLUE LINED SNAPPER	4052.00	2434.00	0.60
EHU (RED SNAPPER)	1647.00	3799.00	2.31
GINDAI (FLOWER SNAP)	122.00	241.00	1.98
KALIKALI (PINK SNAP)	585.00	965.00	1.65
LEHI (SILVERJAW)	2893.00	5245.00	1.81
ONAGA (RED SNAPPER)	6096.00	18311.00	3.00
OPAKAPAKA (PINK SNP)	18072.00	45247.00	2.50
UKU (GRAY SNAPPER)	5834.00	13251.00	2.27
PORGY	68.00	123.00	1.81
REEF JACKS	1.00	2.00	2.00
SQUIRRELFISH	3849.00	6909.00	1.80
TRUMPETFISH	3.00	2.00	0.67
SCORPIONFISH	333.00	619.00	1.86
MOUNTAIN BASS	85.00	134.00	1.58
BIGEYES	645.00	683.00	1.06
CARDINALFISH	7.00	8.00	1.14
GOATFISH	2631.00	2765.00	1.05
RED GOATFISH	3296.00	5629.00	1.71
WHITESADDLE GOATFISH	921.00	3238.00	3.52
MANYBAR GOATFISH	928.00	2144.00	2.31
BLUE GOATFISH	13.00	46.00	3.54
RUDDERFISH	2877.00	1219.00	0.42

Table 12.11 (cont.)

HAWAII SEPTEMBER 1981 COMMERCIAL LANDINGS
FISH PURCHASES BY SPECIES

SPECIES -----	POUNDS -----	VALUE -----	AVE \$/# -----
BUTTERFLYFISH	53.00	5.00	0.09
DAMSELFISH	59.00	62.00	1.05
HAWKFISH	275.00	477.00	1.73
TILAPIA	417.00	704.00	1.69
WRASSE	56.00	22.00	0.39
HAWAIIAN HOGFISH	267.00	131.00	0.49
RAZOR WRASSE	566.00	1160.00	2.05
RINGTAIL WRASSE	72.00	79.00	1.10
PARROTFISH	2047.00	2094.00	1.02
SURGEON/TANGS	792.00	634.00	0.80
UNICORNFISH	346.00	104.00	0.30
CONVICT TANG	201.00	335.00	1.67
DUSSUMIER'S SURGEON	2211.00	1447.00	0.65
RING-TAILED SURGEON	500.00	285.00	0.57
FLOUNDERS	1.00	1.00	1.00
TRIGGERFISH	71.00	35.00	0.49
FILEFISH	21.00	16.00	0.76
PUFFERFISH	3.00	1.00	0.33
RAINBOW RUNNER	442.00	349.00	0.79
DOLPHIN (MAHIMAHI)	14976.00	34576.00	2.31
BARRACUDAS	440.00	509.00	1.16
WAHOO	27651.00	52917.00	1.91
SKIPJACK TUNA	267414.00	172278.00	0.64
YELLOWFIN TUNA	155460.00	194225.00	1.25
ALBACORE	39190.00	31254.00	0.80
BIGEYE TUNA	901.00	1732.00	1.92
KAWAKAWA	1822.00	1187.00	0.65
BLUE MARLIN	38264.00	19397.00	0.51
STRIPED MARLIN	281.00	329.00	1.17
SHORTNOSE SPEARFISH	179.00	134.00	0.75
SPINY LOBSTER	1507.00	6084.00	4.04
CRABS	240.00	453.00	1.89
KONA CRAB	901.00	2211.00	2.45
WHITE CRAB	513.00	1400.00	2.73
SHRIMP (FRESHWATER)	14.00	50.00	3.57
OCTOPUS	1457.00	2845.00	1.95
SQUID	2032.00	1537.00	0.76
LIMPETS (SALTWATER)	487.00	1444.00	2.97
STONEY CORALS	1200.00	620.00	0.52
ALGAE	838.00	1678.00	2.00
** SUBTOTAL **	697075.00	746271.00	

Table 12.12

HAWAII OCTOBER 1981 COMMERCIAL LANDINGS
FISH PURCHASES BY SPECIES

SPECIES -----	POUNDS -----	VALUE -----	AVE \$/# -----
MISCELLANEOUS	499.00	572.00	1.15
RAYS	2.00	1.00	0.50
EELS	785.00	319.00	0.41
BIGEYE SCAD (AKULE)	9299.00	14541.00	1.56
MACKEREL SCAD	37098.00	45886.00	1.24
LEATHERBACK	26.00	16.00	0.62
TEN POUNDER	58.00	82.00	1.41
BONEFISH	815.00	923.00	1.13
HERRING/SARDINE	12.00	5.00	0.42
MILKFISH	276.00	399.00	1.45
NEEDLEFISH	19.00	12.00	0.63
THREADFIN	55.00	161.00	2.93
MULLET	1953.00	4517.00	2.31
JACKS (DEEP WATER)	10113.00	14408.00	1.42
AMBERJACK	1461.00	914.00	0.63
BLUE CREVALLY	195.00	328.00	1.68
DOBE ULUA	87.00	118.00	1.36
WHITE/BLACK ULUA	131.00	343.00	2.62
GIANT SEA BASS	4095.00	6761.00	1.65
BLUE SPOT GROUPER	88.00	147.00	1.67
SNAPPERS	184.00	368.00	2.00
BLUE LINED SNAPPER	7290.00	4238.00	0.58
EHU (RED SNAPPER)	1656.00	3555.00	2.15
GINDAI (FLOWER SNAP)	227.00	575.00	2.53
KALIKALI (PINK SNAP)	455.00	736.00	1.62
LEHI (SILVERJAW)	2458.00	5256.00	2.14
ONAGA (RED SNAPPER)	2565.00	7384.00	2.88
OPAKAPAKA (PINK SNP)	20241.00	53581.00	2.65
UKU (GRAY SNAPPER)	5126.00	11886.00	2.32
PORGY	177.00	347.00	1.96
REEF JACKS	16.00	32.00	2.00
SQUIRRELFISH	4366.00	8350.00	1.91
SCORPIONFISH	203.00	344.00	1.69
MOUNTAIN BASS	283.00	460.00	1.63
BIGEYES	388.00	483.00	1.24
GOATFISH	5161.00	5626.00	1.09
RED GOATFISH	3184.00	5809.00	1.82
WHITESADDLE GOATFISH	828.00	3221.00	3.89
MANYBAR GOATFISH	538.00	1210.00	2.25
BLUE GOATFISH	10.00	55.00	5.50

Table 12.12 (cont.)

HAWAII OCTOBER 1981 COMMERCIAL LANDINGS
FISH PURCHASES BY SPECIES

SPECIES	POUNDS	VALUE	AVE \$/#
-----	-----	-----	-----
RUDDERFISH	1196.00	539.00	0.45
DAMSELFISH	215.00	226.00	1.05
HAWKFISH	16.00	15.00	0.94
TILAPIA	271.00	998.00	3.68
WRASSE	83.00	58.00	0.70
HAWAIIAN HOGFISH	277.00	128.00	0.46
RAZOR WRASSE	663.00	1527.00	2.30
RINGTAIL WRASSE	80.00	106.00	1.33
PARROTFISH	2080.00	2742.00	1.32
SURGEON/TANGS	876.00	905.00	1.03
UNICORNFISH	487.00	291.00	0.60
CONVICT TANG	387.00	491.00	1.27
DUSSUMIER'S SURGEON	1733.00	1096.00	0.63
RING-TAILED SURGEON	414.00	269.00	0.65
TRIGGERFISH	33.00	22.00	0.67
FILEFISH	28.00	19.00	0.68
PUFFERFISH	5.00	3.00	0.60
RAINBOW RUNNER	344.00	289.00	0.84
DOLPHIN (MAHIMAHI)	27582.00	59215.00	2.15
BARRACUDAS	644.00	692.00	1.07
WAHOO	11387.00	29863.00	2.62
SKIPJACK TUNA	172541.00	182011.00	1.05
YELLOWFIN TUNA	303494.00	305381.00	1.01
ALBACORE	15811.00	13753.00	0.87
BIGEYE TUNA	4395.00	10964.00	2.49
KAWAKAWA	1285.00	953.00	0.74
BROADBILL SWORDFISH	465.00	716.00	1.54
BLUE MARLIN	27584.00	14071.00	0.51
BLACK MARLIN	917.00	538.00	0.59
STRIPED MARLIN	702.00	1108.00	1.58
SHORTNOSE SPEARFISH	160.00	269.00	1.68
SAILFISH	141.00	36.00	0.26
SPINY LOBSTER	984.00	3956.00	4.02
SLIPPER LOBSTER	19.00	74.00	3.89
CRABS	122.00	478.00	3.92
KONA CRAB	508.00	1353.00	2.66
WHITE CRAB	129.00	353.00	2.74
SHRIMP (FRESHWATER)	60.00	180.00	3.00
OCTOPUS	1153.00	2381.00	2.07
SQUID	369.00	340.00	0.92
LIMPETS (SALTWATER)	268.00	746.00	2.78
ALGAE	552.00	964.00	1.75
** SUBTOTAL **	702883.00	844088.00	

Table 12.13

HAWAII NOVEMBER 1981 COMMERCIAL LANDINGS
FISH PURCHASES BY SPECIES

SPECIES	POUNDS	VALUE	AVE \$/#
MISCELLANEOUS	724.00	861.00	1.19
SHARKS	1327.00	1265.00	0.95
EELS	205.00	87.00	0.42
BIGEYE SCAD (AKULE)	21991.00	30325.00	1.38
MACKEREL SCAD	32216.00	42956.00	1.33
LEATHERBACK	7.00	7.00	1.00
ANCHOVY	10.00	15.00	1.50
TEN POUNDER	288.00	253.00	0.88
BONEFISH	1061.00	1097.00	1.03
HERRING/SARDINE	49.00	26.00	0.53
MILKFISH	53.00	83.00	1.57
THREADFIN	25.00	76.00	3.04
MULLET	1030.00	2161.00	2.10
POMPHRET	76.00	129.00	1.70
JACKS (DEEP WATER)	4327.00	6867.00	1.59
AMBERJACK	1803.00	1607.00	0.89
BLUE CREVALLY	50.00	93.00	1.86
PIG-LIPPED ULUA	135.00	202.00	1.50
WHITE/BLACK ULUA	3044.00	4604.00	1.51
GIANT SEA BASS	1171.00	2079.00	1.78
BLUE SPOT GROUPER	36.00	54.00	1.50
SNAPPERS	138.00	306.00	2.22
BLUE LINED SNAPPER	9057.00	5318.00	0.59
EHU (RED SNAPPER)	1409.00	3393.00	2.41
GINDAI (FLOWER SNAP)	100.00	173.00	1.73
KALIKALI (PINK SNAP)	702.00	1352.00	1.93
LEHI (SILVERJAW)	3340.00	7561.00	2.26
ONAGA (RED SNAPPER)	5343.00	15072.00	2.82
OPAKAPAKA (PINK SNP)	16737.00	45133.00	2.70
UKU (GRAY SNAPPER)	4355.00	10575.00	2.43
PORGY	308.00	524.00	1.70
REEF JACKS	23.00	38.00	1.65
SQUIRRELFISH	3278.00	6477.00	1.98
TRUMPETFISH	4.00	1.00	0.25
SCORPIONFISH	89.00	184.00	2.07
MOUNTAIN BASS	277.00	500.00	1.81
BIGEYES	587.00	746.00	1.27
CARDINALFISH	11.00	11.00	1.00
GOATFISH	3421.00	4173.00	1.22
RED GOATFISH	2895.00	5686.00	1.96
WHITESADDLE GOATFISH	539.00	2099.00	3.89
MANYBAR GOATFISH	373.00	992.00	2.66
BLUE GOATFISH	27.00	48.00	1.78
RUDDERFISH	3099.00	1360.00	0.44

Table 12.13 (cont.)

HAWAII NOVEMBER 1981 COMMERCIAL LANDINGS
FISH PURCHASES BY SPECIES

SPECIES	POUNDS	VALUE	AVE \$/#
DAMSELFISH	56.00	45.00	0.80
HAWKFISH	36.00	55.00	1.53
TILAPIA	532.00	717.00	1.35
WRASSE	19.00	8.00	0.42
HAWAIIAN HOGFISH	312.00	150.00	0.48
RAZOR WRASSE	531.00	1294.00	2.44
RINGTAIL WRASSE	150.00	172.00	1.15
PARROTFISH	1375.00	1524.00	1.11
SURGEON/TANGS	330.00	248.00	0.75
UNICORNFISH	483.00	292.00	0.60
CONVICT TANG	452.00	695.00	1.54
DUSSUMIER'S SURGEON	1358.00	891.00	0.66
RING-TAILED SURGEON	437.00	290.00	0.66
TRIGGERFISH	49.00	43.00	0.88
FILEFISH	54.00	27.00	0.50
RAINBOW RUNNER	130.00	165.00	1.27
DOLPHIN (MAHIMAHI)	22392.00	56794.00	2.54
BARRACUDAS	624.00	660.00	1.06
WAHOO	7302.00	22089.00	3.03
JAPANESE MACKEREL	11.00	11.00	1.00
SKIPJACK TUNA	104563.00	129556.00	1.24
YELLOWFIN TUNA	72774.00	144454.00	1.98
ALBACORE	481.00	861.00	1.79
BIGEYE TUNA	6756.00	27123.00	4.01
KAWAKAWA	3460.00	2395.00	0.69
BILLFISH	75.00	169.00	2.25
BROADBILL SWORDFISH	95.00	118.00	1.24
BLUE MARLIN	19165.00	19910.00	1.04
STRIPED MARLIN	1865.00	2983.00	1.60
SHORTNOSE SPEARFISH	267.00	460.00	1.72
SAILFISH	385.00	614.00	1.59
OCEAN MOONFISH	478.00	78.00	0.16
SPINY LOBSTER	1354.00	6355.00	4.69
SLIPPER LOBSTER	31.00	152.00	4.90
CRABS	261.00	832.00	3.19
KONA CRAB	537.00	1511.00	2.81
WHITE CRAB	452.00	1316.00	2.91
SHRIMP (FRESHWATER)	127.00	435.00	3.43
OCTOPUS	643.00	1452.00	2.26
SQUID	984.00	1172.00	1.19
LIMPETS (SALTWATER)	230.00	484.00	2.10
STONEY CORALS	1150.00	650.00	0.57
ALGAE	811.00	1426.00	1.76
** SUBTOTAL **	379317.00	637245.00	

Table 12.14

HAWAII DECEMBER 1981 COMMERCIAL LANDINGS
FISH PURCHASES BY SPECIES

SPECIES	POUNDS	VALUE	AVE \$/#
MISCELLANEOUS	717.00	1066.00	1.49
SHARKS	792.00	504.00	0.64
EELS	234.00	91.00	0.39
BIGEYE SCAD (AKULE)	19416.00	27025.00	1.39
MACKEREL SCAD	23327.00	34660.00	1.49
LEATHERBACK	58.00	34.00	0.59
ANCHOVY	18.00	9.00	0.50
TEN POUNDER	345.00	329.00	0.95
BONEFISH	1971.00	1940.00	0.98
HERRING/SARDINE	27.00	14.00	0.52
MILKFISH	159.00	300.00	1.89
NEEDLEFISH	51.00	33.00	0.65
THREADFIN	337.00	1147.00	3.40
MULLET	770.00	2215.00	2.88
POMPHRET	269.00	191.00	0.71
SNAKE MACKEREL	174.00	61.00	0.35
JACKS (DEEP WATER)	6521.00	11342.00	1.74
AMBERJACK	5266.00	4346.00	0.83
BLUE CREVALLY	93.00	127.00	1.37
DOBE ULUA	39.00	44.00	1.13
WHITE/BLACK ULUA	226.00	513.00	2.27
GIANT SEA BASS	2102.00	4396.00	2.09
BLUE SPOT GROUPER	63.00	95.00	1.51
SNAPPERS	170.00	339.00	1.99
BLUE LINED SNAPPER	9314.00	4398.00	0.47
EHU (RED SNAPPER)	3417.00	9858.00	2.88
GINDAI (FLOWER SNAP)	164.00	347.00	2.12
KALIKALI (PINK SNAP)	1291.00	2394.00	1.85
LEHI (SILVERJAW)	3077.00	7771.00	2.53
ONAGA (RED SNAPPER)	7663.00	31140.00	4.06
OPAKAPAKA (PINK SNP)	21369.00	63219.00	2.96
UKU (GRAY SNAPPER)	7269.00	18802.00	2.59
PORGY	98.00	192.00	1.96
REEF JACKS	29.00	71.00	2.45
SQUIRRELFISH	3276.00	7090.00	2.16
TRUMPETFISH	104.00	52.00	0.50
SCORPIONFISH	438.00	767.00	1.75
MOUNTAIN BASS	323.00	540.00	1.67
BIGEYES	323.00	387.00	1.20
CARDINALFISH	5.00	5.00	1.00
GOATFISH	5819.00	6819.00	1.17
RED GOATFISH	2434.00	5363.00	2.20
WHITESADDLE GOATFISH	1107.00	4672.00	4.22
MANYBAR GOATFISH	402.00	1111.00	2.76
BLUE GOATFISH	55.00	284.00	5.16
RUDDERFISH	270.00	180.00	0.67
BUTTERFLYFISH	23.00	3.00	0.13

Table 12.14 (cont.)

HAWAII DECEMBER 1981 COMMERCIAL LANDINGS
FISH PURCHASES BY SPECIES

SPECIES -----	POUNDS -----	VALUE -----	AVE \$/# -----
DAMSELFISH	95.00	71.00	0.75
HAWKFISH	18.00	17.00	0.94
TILAPIA	373.00	503.00	1.35
WRASSE	65.00	34.00	0.52
HAWAIIAN HOGFISH	304.00	230.00	0.76
RAZOR WRASSE	432.00	1011.00	2.34
RINGTAIL WRASSE	101.00	136.00	1.35
PARROTFISH	1230.00	1427.00	1.16
SURGEON/TANGS	377.00	295.00	0.78
UNICORNFISH	668.00	212.00	0.32
CONVICT TANG	275.00	453.00	1.65
DUSSUMIER'S SURGEON	2233.00	1490.00	0.67
RING-TAILED SURGEON	775.00	612.00	0.79
TRIGGERFISH	95.00	126.00	1.33
FILEFISH	165.00	143.00	0.87
RAINBOW RUNNER	428.00	364.00	0.85
DOLPHIN (MAHIMAHI)	12819.00	39520.00	3.08
BARRACUDAS	789.00	896.00	1.14
WAHOO	8689.00	24282.00	2.79
JAPANESE MACKEREL	7.00	5.00	0.71
SKIPJACK TUNA	247463.00	316791.00	1.28
YELLOWFIN TUNA	177701.00	363973.00	2.05
BIGEYE TUNA	8792.00	35405.00	4.03
KAWAKAWA	4073.00	3686.00	0.90
FRIGATE TUNA	6.00	10.00	1.67
BROADBILL SWORDFISH	116.00	143.00	1.23
BLUE MARLIN	25360.00	26504.00	1.05
BLACK MARLIN	272.00	247.00	0.91
STRIPED MARLIN	2398.00	3652.00	1.52
SHORTNOSE SPEARFISH	228.00	261.00	1.14
SAILFISH	93.00	106.00	1.14
SPINY LOBSTER	7574.00	50598.00	6.68
SLIPPER LOBSTER	5.00	18.00	3.60
CRABS	191.00	439.00	2.30
KONA CRAB	468.00	1071.00	2.29
WHITE CRAB	1132.00	3398.00	3.00
SHRIMP (FRESHWATER)	76.00	323.00	4.25
OCTOPUS	377.00	781.00	2.07
SQUID	177.00	457.00	2.58
LIMPETS (SALTWATER)	407.00	923.00	2.27
STONEY CORALS	750.00	550.00	0.73
PRECIOUS CORALS	6.00	150.00	25.00
ALGAE	499.00	1412.00	2.83
** SUBTOTAL **			
	639517.00	1139011.00	
** 1981 TOTAL **			
	9774956.00	11212459.00	

Figure 18.1

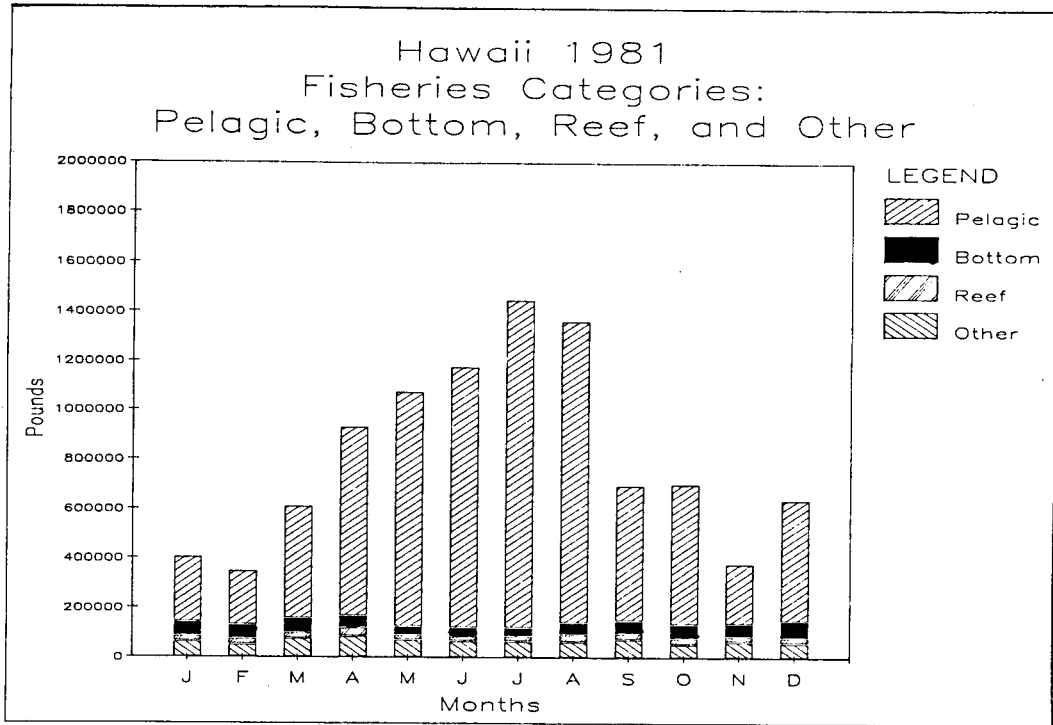


Figure 18.2

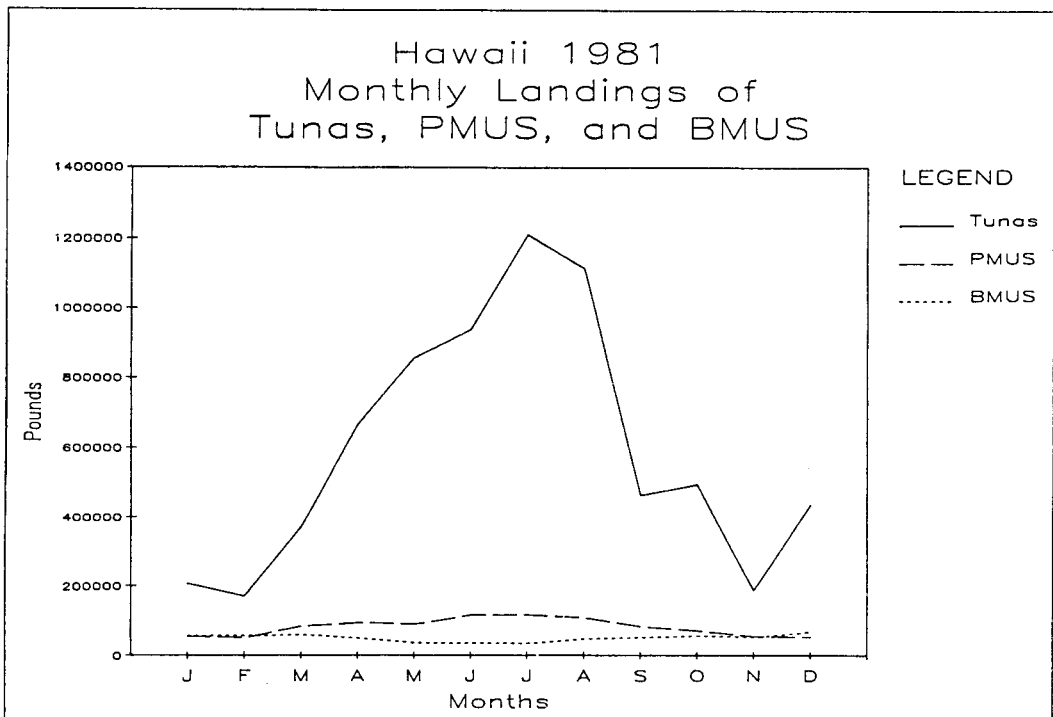


Figure 18.3

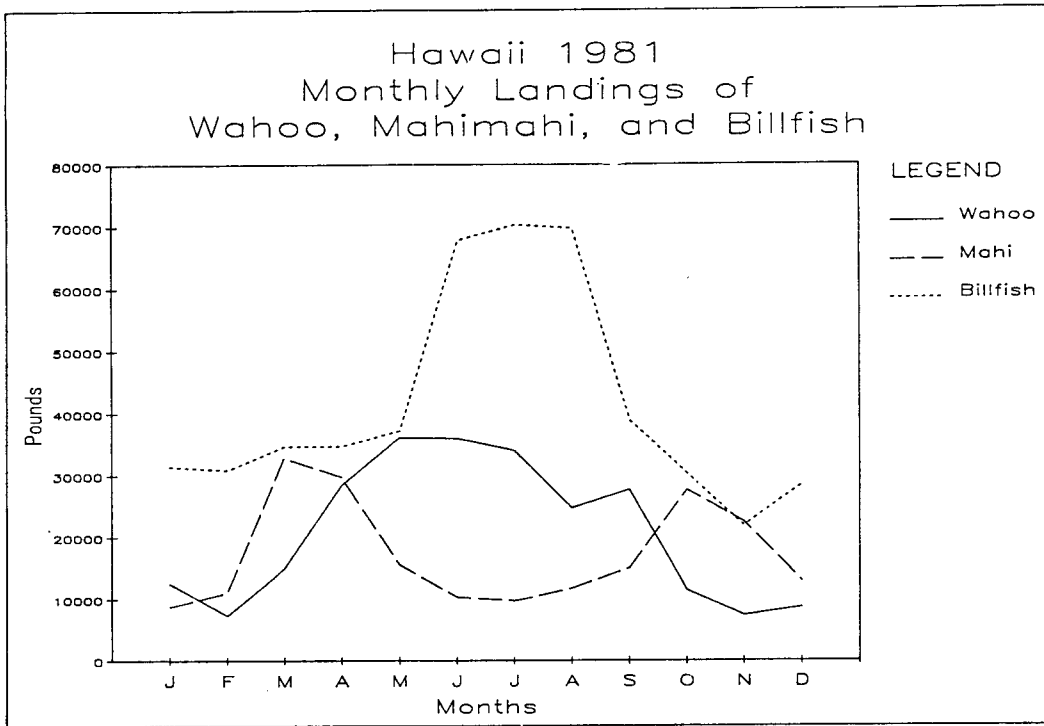
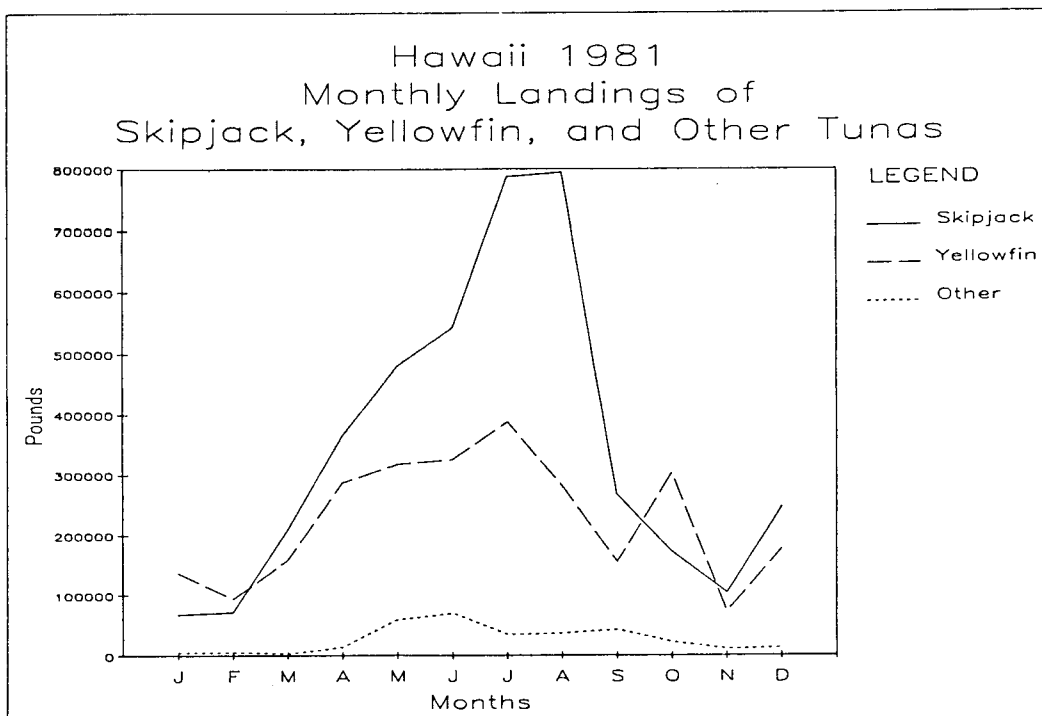


Figure 18.4



IV.100

Table 13.1

HAWAII 1982 ANNUAL COMMERCIAL LANDINGS
FISH PURCHASES BY SPECIES

SPECIES	POUNDS	VALUE	AVE \$/#
MISCELLANEOUS	11798.00	15430.00	1.31
SHARKS	12125.00	3398.00	0.28
EELS	3782.00	1256.00	0.33
BIGEYE SCAD (AKULE)	384151.00	487568.00	1.27
MACKEREL SCAD	253252.00	396835.00	1.57
LEATHERBACK	683.00	477.00	0.70
TEN POUNDER	2480.00	2162.00	0.87
BONEFISH	17489.00	13989.00	0.80
HERRING/SARDINE	119.00	71.00	0.60
MILKFISH	2435.00	3707.00	1.52
FLYING FISH	10.00	6.00	0.60
NEEDLEFISH	777.00	547.00	0.70
THREADFIN	759.00	2433.00	3.21
MULLET	14270.00	34335.00	2.41
POMPHRET	948.00	1222.00	1.29
SNAKE MACKEREL	756.00	404.00	0.53
JACKS (DEEP WATER)	87971.00	137958.00	1.57
AMBERJACK	63515.00	48113.00	0.76
BLUE CREVALLY	4525.00	8870.00	1.96
PIG-LIPPED ULUA	11133.00	10071.00	0.90
DOBE ULUA	1397.00	1924.00	1.38
WHITE/BLACK ULUA	30063.00	35034.00	1.17
GIANT SEA BASS	44722.00	72979.00	1.63
BLUE SPOT GROUPER	382.00	539.00	1.41
SNAPPERS	1093.00	3209.00	2.94
BLUE LINED SNAPPER	57314.00	31515.00	0.55
EHU (RED SNAPPER)	24231.00	63122.00	2.61
GINDAI (FLOWER SNAP)	1999.00	3843.00	1.92
KALIKALI (PINK SNAP)	9387.00	19412.00	2.07
LEHI (SILVERJAW)	27569.00	69280.00	2.51
ONAGA (RED SNAPPER)	60409.00	219988.00	3.64
OPAKAPAKA (PINK SNP)	194591.00	627352.00	3.22
UKU (GRAY SNAPPER)	97459.00	248625.00	2.55
PORGY	1294.00	1998.00	1.54
REEF JACKS	405.00	927.00	2.29
SQUIRRELFISH	21623.00	50392.00	2.33
TRUMPETFISH	124.00	67.00	0.54
SCORPIONFISH	1634.00	3519.00	2.15
MOUNTAIN BASS	4053.00	7471.00	1.84
BIGEYES	3458.00	4390.00	1.27
CARDINALFISH	82.00	122.00	1.49
GOATFISH	47523.00	60460.00	1.27
RED GOATFISH	12529.00	26591.00	2.12
WHITESADDLE GOATFISH	6971.00	30131.00	4.32
MANYBAR GOATFISH	5398.00	10752.00	1.99

Table 13.1 (cont.)

HAWAII 1982 ANNUAL COMMERCIAL LANDINGS
FISH PURCHASES BY SPECIES

SPECIES	POUNDS	VALUE	AVE \$/#
-----	-----	-----	-----
BLUE GOATFISH	1551.00	6889.00	4.44
RUDDERFISH	12031.00	7105.00	0.59
BUTTERFLYFISH	163.00	15.00	0.09
DAMSELFISH	1397.00	1149.00	0.82
HAWKFISH	915.00	1262.00	1.38
TILAPIA	2513.00	5905.00	2.35
WRASSE	735.00	399.00	0.54
HAWAIIAN HOGFISH	2704.00	1566.00	0.58
RAZOR WRASSE	5035.00	12096.00	2.40
RINGTAIL WRASSE	1024.00	1630.00	1.59
PARROTFISH	12537.00	15470.00	1.23
GOBIES	13.00	58.00	4.46
SURGEON/TANGS	8186.00	5624.00	0.69
UNICORNFISH	14488.00	8592.00	0.59
CONVICT TANG	9545.00	13749.00	1.44
DUSSUMIER'S SURGEON	15975.00	13043.00	0.82
RING-TAILED SURGEON	5859.00	4725.00	0.81
FLOUNDERS	58.00	183.00	3.16
TRIGGERFISH	105.00	60.00	0.57
FILEFISH	3556.00	2781.00	0.78
PUFFERFISH	181.00	187.00	1.03
RAINBOW RUNNER	4153.00	4008.00	0.97
DOLPHIN (MAHIMAHI)	192840.00	571000.00	2.96
BARRACUDAS	11945.00	12575.00	1.05
WAHOO	207634.00	497136.00	2.39
JAPANESE MACKEREL	31.00	48.00	1.55
TUNAS	855.00	2119.00	2.48
SKIPJACK TUNA	2796140.00	2331440.00	0.83
YELLOWFIN TUNA	1747468.00	2484298.00	1.42
ALBACORE	370734.00	255823.00	0.69
BIGEYE TUNA	76764.00	196339.00	2.56
KAWAKAWA	29987.00	29845.00	1.00
FRIGATE TUNA	127.00	79.00	0.62
BROADBILL SWORDFISH	38924.00	80257.00	2.06
BLUE MARLIN	396044.00	270054.00	0.68
BLACK MARLIN	12798.00	11273.00	0.88
STRIPED MARLIN	39138.00	47350.00	1.21
SHORTNOSE SPEARFISH	9195.00	8442.00	0.92
SAILFISH	991.00	829.00	0.84
OCEAN MOONFISH	406.00	169.00	0.42
SPINY LOBSTER	19348.00	128187.00	6.63
SLIPPER LOBSTER	1215.00	6046.00	4.98
CRABS	1809.00	4702.00	2.60
KONA CRAB	5967.00	17839.00	2.99
WHITE CRAB	3121.00	8753.00	2.80

Table 13.1 (cont.)

HAWAII 1982 ANNUAL COMMERCIAL LANDINGS
FISH PURCHASES BY SPECIES

SPECIES	POUNDS	VALUE	AVE \$/#
-----	-----	-----	-----
SHRIMP (FRESHWATER)	2846.00	11197.00	3.93
SHRIMP (SALTWATER)	38.00	168.00	4.42
OCTOPUS	9951.00	21110.00	2.12
SQUID	2945.00	5864.00	1.99
SHELLS	450.00	555.00	1.23
LIMPETS (SALTWATER)	7084.00	17374.00	2.45
CLAMS	1.00	3.00	3.00
STONEY CORALS	12847.00	9736.00	0.76
PRECIOUS CORALS	50.00	1025.00	20.50
ALGAE	5568.00	14181.00	2.55
** 1982 TOTAL **	7636673.00	9914806.00	

Table 13.2

HAWAII 1982 COMMERCIAL LANDINGS NOT SOLD
FISH PURCHASES BY SPECIES

SPECIES	POUNDS	VALUE	AVE \$/#
MISCELLANEOUS	2032.00	0.00	0.00
SHARKS	9527.00	0.00	0.00
EELS	80.00	0.00	0.00
BIGEYE SCAD (AKULE)	29679.00	0.00	0.00
MACKEREL SCAD	4665.00	0.00	0.00
LEATHERBACK	147.00	0.00	0.00
TEN POUNDER	245.00	0.00	0.00
BONEFISH	2962.00	0.00	0.00
HERRING/SARDINE	1.00	0.00	0.00
MILKFISH	112.00	0.00	0.00
NEEDLEFISH	1.00	0.00	0.00
THREADFIN	237.00	0.00	0.00
MULLET	520.00	0.00	0.00
POMPHRET	15.00	0.00	0.00
SNAKE MACKEREL	246.00	0.00	0.00
JACKS (DEEP WATER)	6117.00	0.00	0.00
AMBERJACK	10360.00	0.00	0.00
BLUE CREVALLY	164.00	0.00	0.00
PIG-LIPPED ULUA	700.00	0.00	0.00
DOBE ULUA	25.00	0.00	0.00
WHITE/BLACK ULUA	178.00	0.00	0.00
GIANT SEA BASS	722.00	0.00	0.00
SNAPPERS	2.00	0.00	0.00
BLUE LINED SNAPPER	1975.00	0.00	0.00
EHU (RED SNAPPER)	1352.00	0.00	0.00
GINDAI (FLOWER SNAP)	79.00	0.00	0.00
KALIKALI (PINK SNAP)	1061.00	0.00	0.00
LEHI (SILVERJAW)	1033.00	0.00	0.00
ONAGA (RED SNAPPER)	1785.00	0.00	0.00
OPAKAPAKA (PINK SNP)	6159.00	0.00	0.00
UKU (GRAY SNAPPER)	3471.00	0.00	0.00
PORGY	29.00	0.00	0.00
REEF JACKS	66.00	0.00	0.00
SQUIRRELFISH	1091.00	0.00	0.00
TRUMPETFISH	20.00	0.00	0.00
SCORPIONFISH	77.00	0.00	0.00
MOUNTAIN BASS	392.00	0.00	0.00
BIGEYES	366.00	0.00	0.00
CARDINALFISH	4.00	0.00	0.00
GOATFISH	2206.00	0.00	0.00
RED GOATFISH	710.00	0.00	0.00
WHITESADDLE GOATFISH	381.00	0.00	0.00
MANYBAR GOATFISH	282.00	0.00	0.00
BLUE GOATFISH	117.00	0.00	0.00
RUDDERFISH	1832.00	0.00	0.00

Table 13.2 (cont.)

HAWAII 1982 COMMERCIAL LANDINGS NOT SOLD
FISH PURCHASES BY SPECIES

SPECIES	POUNDS	VALUE	AVE \$/#
DAMSELFISH	49.00	0.00	0.00
HAWKFISH	39.00	0.00	0.00
TILAPIA	510.00	0.00	0.00
WRASSE	66.00	0.00	0.00
HAWAIIAN HOGFISH	196.00	0.00	0.00
RAZOR WRASSE	480.00	0.00	0.00
RINGTAIL WRASSE	44.00	0.00	0.00
PARROTFISH	718.00	0.00	0.00
SURGEON/TANGS	367.00	0.00	0.00
UNICORNFISH	1059.00	0.00	0.00
CONVICT TANG	603.00	0.00	0.00
DUSSUMIER'S SURGEON	1009.00	0.00	0.00
RING-TAILED SURGEON	207.00	0.00	0.00
FLOUNDERS	5.00	0.00	0.00
TRIGGERFISH	204.00	0.00	0.00
FILEFISH	78.00	0.00	0.00
RAINBOW RUNNER	271.00	0.00	0.00
DOLPHIN (MAHIMAHI)	17088.00	0.00	0.00
BARRACUDAS	1342.00	0.00	0.00
WAHOO	16501.00	0.00	0.00
TUNAS	108.00	0.00	0.00
SKIPJACK TUNA	31437.00	0.00	0.00
YELLOWFIN TUNA	69857.00	0.00	0.00
ALBACORE	120.00	0.00	0.00
BIGEYE TUNA	1282.00	0.00	0.00
KAWAKAWA	4207.00	0.00	0.00
FRIGATE TUNA	15.00	0.00	0.00
BILLFISH	82.00	0.00	0.00
BROADBILL SWORDFISH	85.00	0.00	0.00
BLUE MARLIN	57672.00	0.00	0.00
BLACK MARLIN	2735.00	0.00	0.00
STRIPED MARLIN	5780.00	0.00	0.00
SHORTNOSE SPEARFISH	2921.00	0.00	0.00
SAILFISH	400.00	0.00	0.00
SPINY LOBSTER	221.00	0.00	0.00
SLIPPER LOBSTER	68.00	0.00	0.00
CRABS	233.00	0.00	0.00
KONA CRAB	2122.00	0.00	0.00
WHITE CRAB	14.00	0.00	0.00
SHRIMP (FRESHWATER)	583.00	0.00	0.00
SHRIMP (SALTWATER)	38.00	0.00	0.00
OCTOPUS	2715.00	0.00	0.00
SQUID	31.00	0.00	0.00
LIMPETS (SALTWATER)	584.00	0.00	0.00
STONEY CORALS	275.00	0.00	0.00
PRECIOUS CORALS	895.00	0.00	0.00
ALGAE	13.00	0.00	0.00
** 1982 TOTAL **	318554.00	0.00	

Table 13.3

HAWAII JANUARY 1982 COMMERCIAL LANDINGS
FISH PURCHASES BY SPECIES

SPECIES	POUNDS	VALUE	AVE \$/#
-----	-----	-----	-----
MISCELLANEOUS	1265.00	1040.00	0.82
SHARKS	820.00	800.00	0.98
EELS	380.00	107.00	0.28
BIGEYE SCAD (AKULE)	20170.00	31051.00	1.54
MACKEREL SCAD	18724.00	25032.00	1.34
LEATHERBACK	264.00	117.00	0.44
TEN POUNDER	146.00	145.00	0.99
BONEFISH	2857.00	1969.00	0.69
HERRING/SARDINE	18.00	14.00	0.78
MILKFISH	121.00	168.00	1.39
NEEDLEFISH	274.00	150.00	0.55
THREADFIN	99.00	310.00	3.13
MULLET	427.00	1303.00	3.05
POMPHRET	37.00	36.00	0.97
SNAKE MACKEREL	13.00	3.00	0.23
JACKS (DEEP WATER)	4981.00	8137.00	1.63
AMBERJACK	3266.00	2584.00	0.79
BLUE CREVALLY	63.00	92.00	1.46
DOBE ULUA	62.00	104.00	1.68
WHITE/BLACK ULUA	202.00	384.00	1.90
GIANT SEA BASS	2777.00	5404.00	1.95
SNAPPERS	17.00	40.00	2.35
BLUE LINED SNAPPER	5116.00	2708.00	0.53
EHU (RED SNAPPER)	1673.00	3245.00	1.94
GINDAI (FLOWER SNAP)	92.00	191.00	2.08
KALIKALI (PINK SNAP)	815.00	1617.00	1.98
LEHI (SILVERJAW)	4283.00	10936.00	2.55
ONAGA (RED SNAPPER)	6694.00	21767.00	3.25
OPAKAPAKA (PINK SNP)	18465.00	53456.00	2.89
UKU (GRAY SNAPPER)	5738.00	14510.00	2.53
PORGY	170.00	345.00	2.03
REEF JACKS	21.00	46.00	2.19
SQUIRRELFISH	1319.00	2992.00	2.27
SCORPIONFISH	99.00	240.00	2.42
MOUNTAIN BASS	424.00	919.00	2.17
BIGEYES	277.00	347.00	1.25
CARDINALFISH	4.00	6.00	1.50
GOATFISH	5446.00	6281.00	1.15
RED GOATFISH	1957.00	3821.00	1.95
WHITESADDLE GOATFISH	911.00	3981.00	4.37
MANYBAR GOATFISH	342.00	546.00	1.60
BLUE GOATFISH	85.00	352.00	4.14
RUDDERFISH	598.00	286.00	0.48
DAMSELFISH	87.00	103.00	1.18

Table 13.3 (cont.)

HAWAII JANUARY 1982 COMMERCIAL LANDINGS
FISH PURCHASES BY SPECIES

SPECIES	POUNDS	VALUE	AVE \$/#
HAWKFISH	19.00	22.00	1.16
TILAPIA	223.00	552.00	2.48
WRASSE	36.00	19.00	0.53
HAWAIIAN HOGFISH	111.00	100.00	0.90
RAZOR WRASSE	257.00	661.00	2.57
RINGTAIL WRASSE	83.00	105.00	1.27
PARROTFISH	1271.00	1365.00	1.07
SURGEON/TANGS	336.00	193.00	0.57
UNICORNFISH	3975.00	2009.00	0.51
CONVICT TANG	571.00	1052.00	1.84
DUSSUMIER'S SURGEON	1287.00	905.00	0.70
RING-TAILED SURGEON	206.00	183.00	0.89
FLOUNDERS	1.00	1.00	1.00
TRIGGERFISH	52.00	32.00	0.62
FILEFISH	565.00	486.00	0.86
PUFFERFISH	11.00	10.00	0.91
RAINBOW RUNNER	233.00	370.00	1.59
DOLPHIN (MAHIMAHI)	9834.00	32472.00	3.30
BARRACUDAS	1368.00	1268.00	0.93
WAHOO	8737.00	24932.00	2.85
SKIPJACK TUNA	137092.00	189378.00	1.38
YELLOWFIN TUNA	193850.00	311866.00	1.61
BIGEYE TUNA	6002.00	12149.00	2.02
KAWAKAWA	5440.00	6737.00	1.24
BROADBILL SWORDFISH	169.00	110.00	0.65
BLUE MARLIN	22034.00	17290.00	0.78
BLACK MARLIN	753.00	333.00	0.44
STRIPED MARLIN	2997.00	3571.00	1.19
SHORTNOSE SPEARFISH	903.00	1064.00	1.18
SAILFISH	163.00	116.00	0.71
OCEAN MOONFISH	145.00	116.00	0.80
SPINY LOBSTER	925.00	4672.00	5.05
CRABS	280.00	572.00	2.04
KONA CRAB	265.00	404.00	1.52
WHITE CRAB	128.00	400.00	3.13
SHRIMP (FRESHWATER)	115.00	488.00	4.24
SHRIMP (SALTWATER)	38.00	168.00	4.42
OCTOPUS	280.00	554.00	1.98
SQUID	37.00	92.00	2.49
LIMPETS (SALTWATER)	575.00	1302.00	2.26
STONEY CORALS	800.00	757.00	0.95
ALGAE	105.00	354.00	3.37
** SUBTOTAL **	513871.00	826915.00	

Table 13.4

HAWAII FEBRUARY 1982 COMMERCIAL LANDINGS
FISH PURCHASES BY SPECIES

SPECIES	POUNDS	VALUE	AVE \$/#
-----	-----	-----	-----
MISCELLANEOUS	694.00	817.00	1.18
SHARKS	180.00	130.00	0.72
EELS	351.00	97.00	0.28
BIGEYE SCAD (AKULE)	24202.00	39612.00	1.64
MACKEREL SCAD	11059.00	15790.00	1.43
LEATHERBACK	25.00	15.00	0.60
TEN POUNDER	91.00	73.00	0.80
BONEFISH	2281.00	1620.00	0.71
HERRING/SARDINE	11.00	8.00	0.73
MILKFISH	43.00	38.00	0.88
NEEDLEFISH	137.00	76.00	0.55
THREADFIN	81.00	259.00	3.20
MULLET	256.00	662.00	2.59
POMPHRET	32.00	47.00	1.47
JACKS (DEEP WATER)	12993.00	22101.00	1.70
AMBERJACK	11054.00	8921.00	0.81
BLUE CREVALLY	83.00	194.00	2.34
PIG-LIPPED ULUA	20.00	50.00	2.50
DOBE ULUA	93.00	100.00	1.08
WHITE/BLACK ULUA	210.00	522.00	2.49
GIANT SEA BASS	1324.00	3065.00	2.31
BLUE SPOT GROUPER	1.00	2.00	2.00
SNAPPERS	40.00	63.00	1.58
BLUE LINED SNAPPER	2605.00	2036.00	0.78
EHU (RED SNAPPER)	1903.00	5564.00	2.92
GINDAI (FLOWER SNAP)	171.00	435.00	2.54
KALIKALI (PINK SNAP)	1083.00	2698.00	2.49
LEHI (SILVERJAW)	4500.00	12835.00	2.85
ONAGA (RED SNAPPER)	8543.00	32959.00	3.86
OPAKAPAKA (PINK SNP)	16765.00	63887.00	3.81
UKU (GRAY SNAPPER)	5866.00	17853.00	3.04
PORGY	103.00	202.00	1.96
REEF JACKS	65.00	150.00	2.31
SQUIRRELFISH	856.00	1835.00	2.14
SCORPIONFISH	115.00	290.00	2.52
MOUNTAIN BASS	722.00	1261.00	1.75
BIGEYES	138.00	185.00	1.34
CARDINALFISH	2.00	2.00	1.00
GOATFISH	2294.00	3705.00	1.62
RED GOATFISH	1188.00	2665.00	2.24
WHITESADDLE GOATFISH	586.00	2456.00	4.19
MANYBAR GOATFISH	252.00	429.00	1.70
BLUE GOATFISH	28.00	137.00	4.89
RUDDERFISH	3171.00	1667.00	0.53

Table 13.4 (cont.)

HAWAII FEBRUARY 1982 COMMERCIAL LANDINGS
FISH PURCHASES BY SPECIES

SPECIES	POUNDS	VALUE	AVE \$/#
DAMSELFISH	30.00	29.00	0.97
HAWKFISH	120.00	147.00	1.23
TILAPIA	271.00	668.00	2.46
WRASSE	31.00	13.00	0.42
HAWAIIAN HOGFISH	98.00	57.00	0.58
RAZOR WRASSE	373.00	886.00	2.38
RINGTAIL WRASSE	83.00	116.00	1.40
PARROTFISH	1434.00	1514.00	1.06
SURGEON/TANGS	975.00	815.00	0.84
UNICORNFISH	681.00	455.00	0.67
CONVICT TANG	910.00	1545.00	1.70
DUSSUMIER'S SURGEON	1221.00	1063.00	0.87
RING-TAILED SURGEON	470.00	332.00	0.71
TRIGGERFISH	25.00	6.00	0.24
FILEFISH	925.00	813.00	0.88
PUFFERFISH	69.00	69.00	1.00
RAINBOW RUNNER	437.00	716.00	1.64
DOLPHIN (MAHIMAHI)	11786.00	43686.00	3.71
BARRACUDAS	704.00	738.00	1.05
WAHOO	7737.00	26350.00	3.41
TUNAS	370.00	877.00	2.37
SKIPJACK TUNA	37262.00	45777.00	1.23
YELLOWFIN TUNA	103752.00	206760.00	1.99
BIGEYE TUNA	12856.00	28269.00	2.20
KAWAKAWA	4871.00	7558.00	1.55
BROADBILL SWORDFISH	129.00	290.00	2.25
BLUE MARLIN	20549.00	18696.00	0.91
STRIPED MARLIN	4502.00	6608.00	1.47
SHORTNOSE SPEARFISH	1170.00	1603.00	1.37
SAILFISH	135.00	104.00	0.77
SPINY LOBSTER	821.00	3991.00	4.86
SLIPPER LOBSTER	5.00	22.00	4.40
CRABS	155.00	457.00	2.95
KONA CRAB	69.00	144.00	2.09
WHITE CRAB	258.00	722.00	2.80
SHRIMP (FRESHWATER)	114.00	522.00	4.58
OCTOPUS	174.00	399.00	2.29
SQUID	48.00	100.00	2.08
LIMPETS (SALTWATER)	778.00	1781.00	2.29
STONEY CORALS	1340.00	1065.00	0.79
ALGAE	380.00	1418.00	3.73
** SUBTOTAL **	334335.00	654694.00	

Table 13.5

HAWAII MARCH 1982 COMMERCIAL LANDINGS
FISH PURCHASES BY SPECIES

SPECIES	POUNDS	VALUE	AVE \$/#
-----	-----	-----	-----
MISCELLANEOUS	567.00	686.00	1.21
SHARKS	1240.00	119.00	0.10
EELS	590.00	143.00	0.24
BIGEYE SCAD (AKULE)	27088.00	45858.00	1.69
MACKEREL SCAD	8391.00	13952.00	1.66
LEATHERBACK	15.00	8.00	0.53
TEN POUNDER	89.00	135.00	1.52
BONEFISH	2614.00	1777.00	0.68
MILKFISH	107.00	242.00	2.26
NEEDLEFISH	56.00	59.00	1.05
THREADFIN	45.00	127.00	2.82
MULLET	939.00	2341.00	2.49
POMPHRET	588.00	635.00	1.08
SNAKE MACKEREL	24.00	12.00	0.50
JACKS (DEEP WATER)	4362.00	7872.00	1.80
AMBERJACK	5835.00	5190.00	0.89
BLUE CREVALLY	52.00	134.00	2.58
DOBE ULUA	300.00	570.00	1.90
WHITE/BLACK ULUA	70.00	181.00	2.59
GIANT SEA BASS	736.00	1657.00	2.25
BLUE SPOT GROUPER	87.00	71.00	0.82
SNAPPERS	100.00	241.00	2.41
BLUE LINED SNAPPER	2867.00	1835.00	0.64
EHU (RED SNAPPER)	1832.00	5567.00	3.04
GINDAI (FLOWER SNAP)	75.00	161.00	2.15
KALIKALI (PINK SNAP)	326.00	998.00	3.06
LEHI (SILVERJAW)	2118.00	6730.00	3.18
ONAGA (RED SNAPPER)	4693.00	17931.00	3.82
OPAKAPAKA (PINK SNP)	13427.00	47850.00	3.56
UKU (GRAY SNAPPER)	4524.00	12417.00	2.74
PORGY	16.00	30.00	1.88
REEF JACKS	7.00	16.00	2.29
SQUIRRELFISH	895.00	1928.00	2.15
TRUMPETFISH	10.00	8.00	0.80
SCORPIONFISH	78.00	190.00	2.44
MOUNTAIN BASS	242.00	381.00	1.57
BIGEYES	119.00	144.00	1.21
CARDINALFISH	4.00	7.00	1.75
GOATFISH	3805.00	5091.00	1.34
RED GOATFISH	627.00	1736.00	2.77
WHITESADDLE GOATFISH	646.00	3012.00	4.66
MANYBAR GOATFISH	369.00	718.00	1.95
BLUE GOATFISH	77.00	311.00	4.04
RUDDERFISH	450.00	320.00	0.71

Table 13.5 (cont.)

HAWAII MARCH 1982 COMMERCIAL LANDINGS
FISH PURCHASES BY SPECIES

SPECIES	POUNDS	VALUE	AVE \$/#
-----	-----	-----	-----
DAMSELFISH	97.00	112.00	1.15
HAWKFISH	187.00	196.00	1.05
TILAPIA	312.00	729.00	2.34
WRASSE	21.00	13.00	0.62
HAWAIIAN HOGFISH	153.00	108.00	0.71
RAZOR WRASSE	239.00	646.00	2.70
RINGTAIL WRASSE	134.00	180.00	1.34
PARROTFISH	377.00	485.00	1.29
SURGEON/TANGS	452.00	281.00	0.62
UNICORNFISH	1025.00	597.00	0.58
CONVICT TANG	2030.00	2600.00	1.28
DUSSUMIER'S SURGEON	1797.00	1298.00	0.72
RING-TAILED SURGEON	541.00	420.00	0.78
FILEFISH	547.00	464.00	0.85
PUFFERFISH	22.00	23.00	1.05
RAINBOW RUNNER	141.00	183.00	1.30
DOLPHIN (MAHIMAHI)	32186.00	85471.00	2.66
BARRACUDAS	626.00	585.00	0.93
WAHOO	7377.00	24898.00	3.38
TUNAS	86.00	258.00	3.00
SKIPJACK TUNA	112811.00	175633.00	1.56
YELLOWFIN TUNA	142614.00	24884.00	0.17
ALBACORE	663.00	1038.00	1.57
BIGEYE TUNA	5733.00	15926.00	2.78
KAWAKAWA	1902.00	2650.00	1.39
BROADBILL SWORDFISH	54.00	115.00	2.13
BLUE MARLIN	20293.00	17669.00	0.87
STRIPED MARLIN	3905.00	6119.00	1.57
SHORTNOSE SPEARFISH	392.00	547.00	1.40
SPINY LOBSTER	1108.00	4732.00	4.27
SLIPPER LOBSTER	8.00	28.00	3.50
CRABS	36.00	76.00	2.11
KONA CRAB	312.00	989.00	3.17
WHITE CRAB	81.00	222.00	2.74
SHRIMP (FRESHWATER)	341.00	1003.00	2.94
OCTOPUS	278.00	738.00	2.65
SQUID	8.00	23.00	2.88
LIMPETS (SALTWATER)	314.00	678.00	2.16
CLAMS	1.00	3.00	3.00
STONEY CORALS	80.00	47.00	0.59
ALGAE	320.00	856.00	2.68
** SUBTOTAL **	430706.00	562914.00	

Table 13.6

HAWAII APRIL 1982 COMMERCIAL LANDINGS
FISH PURCHASES BY SPECIES

SPECIES	POUNDS	VALUE	AVE \$/#
-----	-----	-----	-----
MISCELLANEOUS	605.00	621.00	1.03
SHARKS	1078.00	336.00	0.31
EELS	583.00	179.00	0.31
BIGEYE SCAD (AKULE)	23995.00	43525.00	1.81
MACKEREL SCAD	9633.00	17110.00	1.78
LEATHERBACK	43.00	24.00	0.56
TEN POUNDER	165.00	158.00	0.96
BONEFISH	1776.00	1489.00	0.84
HERRING/SARDINE	27.00	12.00	0.44
MILKFISH	146.00	163.00	1.12
NEEDLEFISH	23.00	20.00	0.87
THREADFIN	92.00	307.00	3.34
MULLET	3390.00	7581.00	2.24
POMPHRET	52.00	69.00	1.33
JACKS (DEEP WATER)	6921.00	10191.00	1.47
AMBERJACK	5554.00	4178.00	0.75
BLUE CREVALLY	415.00	778.00	1.87
PIG-LIPPED ULUA	3697.00	3362.00	0.91
DOBE ULUA	145.00	184.00	1.27
WHITE/BLACK ULUA	4134.00	5008.00	1.21
GIANT SEA BASS	6290.00	10079.00	1.60
BLUE SPOT GROUPER	21.00	39.00	1.86
SNAPPERS	60.00	201.00	3.35
BLUE LINED SNAPPER	7651.00	4063.00	0.53
EHU (RED SNAPPER)	1926.00	5930.00	3.08
GINDAI (FLOWER SNAP)	107.00	220.00	2.06
KALIKALI (PINK SNAP)	330.00	1031.00	3.12
LEHI (SILVERJAW)	1254.00	3963.00	3.16
ONAGA (RED SNAPPER)	3878.00	17540.00	4.52
OPAKAPAKA (PINK SNP)	7944.00	27945.00	3.52
UKU (GRAY SNAPPER)	4963.00	14288.00	2.88
PORGY	77.00	155.00	2.01
SQUIRRELFISH	1355.00	3371.00	2.49
TRUMPETFISH	70.00	39.00	0.56
SCORPIONFISH	100.00	256.00	2.56
MOUNTAIN BASS	263.00	523.00	1.99
BIGEYES	239.00	321.00	1.34
GOATFISH	3885.00	5520.00	1.42
RED GOATFISH	606.00	1701.00	2.81
WHITESADDLE GOATFISH	510.00	2143.00	4.20
MANYBAR GOATFISH	569.00	1336.00	2.35
BLUE GOATFISH	49.00	163.00	3.33
RUDDERFISH	1056.00	637.00	0.60
BUTTERFLYFISH	23.00	2.00	0.09

Table 13.6 (cont.)

HAWAII APRIL 1982 COMMERCIAL LANDINGS
FISH PURCHASES BY SPECIES

SPECIES	POUNDS	VALUE	AVE \$/#
-----	-----	-----	-----
DAMSELFISH	83.00	103.00	1.24
HAWKFISH	201.00	237.00	1.18
TILAPIA	361.00	769.00	2.13
WRASSE	40.00	23.00	0.58
HAWAIIAN HOGFISH	156.00	108.00	0.69
RAZOR WRASSE	224.00	556.00	2.48
RINGTAIL WRASSE	83.00	168.00	2.02
PARROTFISH	844.00	964.00	1.14
SURGEON/TANGS	364.00	235.00	0.65
UNICORNFISH	538.00	354.00	0.66
CONVICT TANG	1813.00	2355.00	1.30
DUSSUMIER'S SURGEON	2287.00	2092.00	0.91
RING-TAILED SURGEON	593.00	509.00	0.86
FLOUNDERS	2.00	4.00	2.00
FILEFISH	485.00	364.00	0.75
PUFFERFISH	2.00	2.00	1.00
RAINBOW RUNNER	714.00	451.00	0.63
DOLPHIN (MAHIMAHI)	20712.00	57091.00	2.76
BARRACUDAS	841.00	887.00	1.05
WAHOO	32200.00	74150.00	2.30
JAPANESE MACKEREL	20.00	30.00	1.50
TUNAS	244.00	602.00	2.47
SKIPJACK TUNA	269506.00	234708.00	0.87
YELLOWFIN TUNA	181196.00	303806.00	1.68
ALBACORE	3427.00	6312.00	1.84
BIGEYE TUNA	4772.00	17400.00	3.65
KAWAKAWA	2759.00	2564.00	0.93
FRIGATE TUNA	59.00	15.00	0.25
BROADBILL SWORDFISH	942.00	1873.00	1.99
BLUE MARLIN	23449.00	15318.00	0.65
BLACK MARLIN	1445.00	1198.00	0.83
STRIPED MARLIN	5347.00	7229.00	1.35
SHORTNOSE SPEARFISH	712.00	733.00	1.03
SAILFISH	38.00	46.00	1.21
SPINY LOBSTER	718.00	3186.00	4.44
SLIPPER LOBSTER	5.00	20.00	4.00
CRABS	133.00	309.00	2.32
KONA CRAB	496.00	1836.00	3.70
WHITE CRAB	68.00	276.00	4.06
SHRIMP (FRESHWATER)	162.00	593.00	3.66
OCTOPUS	95.00	199.00	2.09
LIMPETS (SALTWATER)	331.00	748.00	2.26
STONEY CORALS	1225.00	650.00	0.53
ALGAE	702.00	1968.00	2.80
** SUBTOTAL **	666094.00	939802.00	

Table 13.7

HAWAII MAY 1982 COMMERCIAL LANDINGS
FISH PURCHASES BY SPECIES

SPECIES	POUNDS	VALUE	AVE \$/#
-----	-----	-----	-----
MISCELLANEOUS	792.00	890.00	1.12
SHARKS	1876.00	478.00	0.25
EELS	411.00	111.00	0.27
BIGEYE SCAD (AKULE)	46893.00	54369.00	1.16
MACKEREL SCAD	10494.00	20422.00	1.95
LEATHERBACK	62.00	83.00	1.34
TEN POUNDER	279.00	278.00	1.00
BONEFISH	886.00	665.00	0.75
HERRING/SARDINE	18.00	15.00	0.83
MILKFISH	277.00	220.00	0.79
NEEDLEFISH	26.00	33.00	1.27
THREADFIN	111.00	376.00	3.39
MULLET	1149.00	2645.00	2.30
POMPHRET	13.00	19.00	1.46
JACKS (DEEP WATER)	6625.00	11071.00	1.67
AMBERJACK	5091.00	3482.00	0.68
BLUE CREVALLY	229.00	408.00	1.78
PIG-LIPPED ULUA	986.00	650.00	0.66
DOBE ULUA	336.00	453.00	1.35
WHITE/BLACK ULUA	12478.00	11612.00	0.93
GIANT SEA BASS	6384.00	8775.00	1.37
SNAPPERS	73.00	234.00	3.21
BLUE LINED SNAPPER	6456.00	2743.00	0.42
EHU (RED SNAPPER)	1660.00	5005.00	3.02
GINDAI (FLOWER SNAP)	139.00	314.00	2.26
KALIKALI (PINK SNAP)	285.00	720.00	2.53
LEHI (SILVERJAW)	565.00	1448.00	2.56
ONAGA (RED SNAPPER)	2498.00	11153.00	4.46
OPAKAPAKA (PINK SNP)	8374.00	28653.00	3.42
UKU (GRAY SNAPPER)	12176.00	28024.00	2.30
PORGY	16.00	33.00	2.06
REEF JACKS	50.00	121.00	2.42
SQUIRRELFISH	2299.00	4943.00	2.15
SCORPIONFISH	122.00	310.00	2.54
MOUNTAIN BASS	253.00	472.00	1.87
BIGEYES	542.00	672.00	1.24
GOATFISH	6650.00	7672.00	1.15
RED GOATFISH	800.00	1532.00	1.92
WHITESADDLE GOATFISH	586.00	2182.00	3.72
MANYBAR GOATFISH	383.00	712.00	1.86
BLUE GOATFISH	71.00	249.00	3.51
RUDDERFISH	1054.00	737.00	0.70
BUTTERFLYFISH	28.00	3.00	0.11
DAMSELFISH	782.00	436.00	0.56

Table 13.7 (cont.)

HAWAII MAY 1982 COMMERCIAL LANDINGS
FISH PURCHASES BY SPECIES

SPECIES	POUNDS	VALUE	AVE \$/#
HAWKFISH	15.00	15.00	1.00
TILAPIA	313.00	690.00	2.20
WRASSE	63.00	55.00	0.87
HAWAIIAN HOGFISH	241.00	139.00	0.58
RAZOR WRASSE	543.00	1284.00	2.36
RINGTAIL WRASSE	64.00	93.00	1.45
PARROTFISH	872.00	1116.00	1.28
SURGEON/TANGS	594.00	424.00	0.71
UNICORNFISH	453.00	185.00	0.41
CONVICT TANG	708.00	1103.00	1.56
DUSSUMIER'S SURGEON	2108.00	1662.00	0.79
RING-TAILED SURGEON	1110.00	853.00	0.77
FILEFISH	427.00	307.00	0.72
PUFFERFISH	23.00	26.00	1.13
RAINBOW RUNNER	158.00	108.00	0.68
DOLPHIN (MAHIMAHI)	26178.00	58358.00	2.23
BARRACUDAS	382.00	558.00	1.46
WAHOO	32866.00	66085.00	2.01
JAPANESE MACKEREL	8.00	14.00	1.75
TUNAS	155.00	382.00	2.46
SKIPJACK TUNA	277383.00	204470.00	0.74
YELLOWFIN TUNA	242488.00	305877.00	1.26
ALBACORE	30095.00	21331.00	0.71
BIGEYE TUNA	2079.00	1758.00	0.85
KAWAKAWA	590.00	527.00	0.89
FRIGATE TUNA	31.00	8.00	0.26
BROADBILL SWORDFISH	5315.00	10298.00	1.94
BLUE MARLIN	38964.00	18919.00	0.49
BLACK MARLIN	1880.00	851.00	0.45
STRIPED MARLIN	7444.00	4937.00	0.66
SHORTNOSE SPEARFISH	853.00	704.00	0.83
SAILFISH	115.00	84.00	0.73
SPINY LOBSTER	672.00	2602.00	3.87
SLIPPER LOBSTER	26.00	130.00	5.00
CRABS	145.00	309.00	2.13
KONA CRAB	2490.00	7865.00	3.16
WHITE CRAB	3.00	8.00	2.67
SHRIMP (FRESHWATER)	47.00	235.00	5.00
OCTOPUS	716.00	1442.00	2.01
LIMPETS (SALTWATER)	914.00	2484.00	2.72
STONEY CORALS	750.00	550.00	0.73
ALGAE	910.00	2468.00	2.71
** SUBTOTAL **	822469.00	936737.00	

Table 13.8

HAWAII JUNE 1982 COMMERCIAL LANDINGS
FISH PURCHASES BY SPECIES

SPECIES	POUNDS	VALUE	AVE \$/#
-----	-----	-----	-----
MISCELLANEOUS	1425.00	1249.00	0.88
SHARKS	700.00	100.00	0.14
EELS	134.00	46.00	0.34
BIGEYE SCAD (AKULE)	53250.00	54140.00	1.02
MACKEREL SCAD	15739.00	28650.00	1.82
LEATHERBACK	29.00	30.00	1.03
TEN POUNDER	381.00	285.00	0.75
BONEFISH	711.00	581.00	0.82
MILKFISH	228.00	511.00	2.24
FLYING FISH	2.00	1.00	0.50
NEEDLEFISH	39.00	44.00	1.13
THREADFIN	148.00	443.00	2.99
MULLET	1322.00	2724.00	2.06
SNAKE MACKEREL	108.00	53.00	0.49
JACKS (DEEP WATER)	6174.00	9034.00	1.46
AMBERJACK	2553.00	1562.00	0.61
BLUE CREVALLY	746.00	1068.00	1.43
PIG-LIPPED ULUA	1949.00	1230.00	0.63
DOBE ULUA	91.00	95.00	1.04
WHITE/BLACK ULUA	143.00	219.00	1.53
GIANT SEA BASS	5156.00	8103.00	1.57
BLUE SPOT GROUPER	30.00	43.00	1.43
SNAPPERS	193.00	570.00	2.95
BLUE LINED SNAPPER	5314.00	2396.00	0.45
EHU (RED SNAPPER)	4129.00	8286.00	2.01
GINDAI (FLOWER SNAP)	361.00	530.00	1.47
KALIKALI (PINK SNAP)	659.00	1100.00	1.67
LEHI (SILVERJAW)	288.00	568.00	1.97
ONAGA (RED SNAPPER)	4765.00	15641.00	3.28
OPAKAPAKA (PINK SNP)	12096.00	35886.00	2.97
UKU (GRAY SNAPPER)	17241.00	30558.00	1.77
PORGY	105.00	155.00	1.48
REEF JACKS	58.00	120.00	2.07
SQUIRRELFISH	2739.00	5015.00	1.83
TRUMPETFISH	41.00	19.00	0.46
SCORPIONFISH	293.00	492.00	1.68
MOUNTAIN BASS	433.00	671.00	1.55
BIGEYES	370.00	456.00	1.23
CARDINALFISH	4.00	4.00	1.00
GOATFISH	5436.00	5544.00	1.02
RED GOATFISH	971.00	1542.00	1.59
WHITESADDLE GOATFISH	687.00	2390.00	3.48
MANYBAR GOATFISH	552.00	1131.00	2.05
BLUE GOATFISH	24.00	74.00	3.08

Table 13.8 (cont.)

HAWAII JUNE 1982 COMMERCIAL LANDINGS
FISH PURCHASES BY SPECIES

SPECIES	POUNDS	VALUE	AVE \$/#
RUDDERFISH	2370.00	1220.00	0.51
BUTTERFLYFISH	7.00	1.00	0.14
DAMSELFISH	51.00	70.00	1.37
HAWKFISH	75.00	88.00	1.17
TILAPIA	91.00	228.00	2.51
WRASSE	283.00	166.00	0.59
HAWAIIAN HOGFISH	147.00	49.00	0.33
RAZOR WRASSE	462.00	1023.00	2.21
RINGTAIL WRASSE	85.00	104.00	1.22
PARROTFISH	1544.00	1438.00	0.93
SURGEON/TANGS	1658.00	1187.00	0.72
UNICORNFISH	482.00	205.00	0.43
CONVICT TANG	380.00	657.00	1.73
DUSSUMIER'S SURGEON	1024.00	644.00	0.63
RING-TAILED SURGEON	744.00	495.00	0.67
FILEFISH	213.00	108.00	0.51
RAINBOW RUNNER	290.00	244.00	0.84
DOLPHIN (MAHIMAHI)	8640.00	28139.00	3.26
BARRACUDAS	724.00	967.00	1.34
WAHOO	31866.00	51368.00	1.61
SKIPJACK TUNA	267321.00	148969.00	0.56
YELLOWFIN TUNA	230472.00	286641.00	1.24
ALBACORE	46327.00	31956.00	0.69
BIGEYE TUNA	1705.00	1891.00	1.11
KAWAKAWA	704.00	493.00	0.70
BROADBILL SWORDFISH	17547.00	35729.00	2.04
BLUE MARLIN	52776.00	23517.00	0.45
BLACK MARLIN	1671.00	802.00	0.48
STRIPED MARLIN	4250.00	3045.00	0.72
SHORTNOSE SPEARFISH	1161.00	599.00	0.52
SPINY LOBSTER	4590.00	34432.00	7.50
SLIPPER LOBSTER	390.00	1948.00	4.99
CRABS	125.00	301.00	2.41
WHITE CRAB	6.00	18.00	3.00
SHRIMP (FRESHWATER)	485.00	1923.00	3.96
OCTOPUS	728.00	1493.00	2.05
SQUID	36.00	54.00	1.50
LIMPETS (SALTWATER)	1226.00	3290.00	2.68
STONEY CORALS	416.00	416.00	1.00
PRECIOUS CORALS	50.00	1025.00	20.50
ALGAE	713.00	1937.00	2.72
** SUBTOTAL **	831652.00	892239.00	

Table 13.9

HAWAII JULY 1982 COMMERCIAL LANDINGS
FISH PURCHASES BY SPECIES

SPECIES	POUNDS	VALUE	AVE \$/#
-----	-----	-----	-----
MISCELLANEOUS	985.00	1829.00	1.86
SHARKS	158.00	75.00	0.47
EELS	135.00	52.00	0.39
BIGEYE SCAD (AKULE)	37935.00	43639.00	1.15
MACKEREL SCAD	13315.00	27531.00	2.07
LEATHERBACK	76.00	63.00	0.83
TEN POUNDER	316.00	249.00	0.79
BONEFISH	843.00	728.00	0.86
HERRING/SARDINE	29.00	12.00	0.41
MILKFISH	337.00	602.00	1.79
FLYING FISH	1.00	2.00	2.00
NEEDLEFISH	21.00	19.00	0.90
THREADFIN	66.00	198.00	3.00
MULLET	635.00	1606.00	2.53
POMPHRET	14.00	4.00	0.29
SNAKE MACKEREL	80.00	37.00	0.46
JACKS (DEEP WATER)	4999.00	8558.00	1.71
AMBERJACK	1415.00	1022.00	0.72
BLUE CREVALLY	209.00	491.00	2.35
PIG-LIPPED ULUA	191.00	388.00	2.03
DOBE ULUA	79.00	105.00	1.33
WHITE/BLACK ULUA	409.00	1239.00	3.03
GIANT SEA BASS	1885.00	3738.00	1.98
BLUE SPOT GROUPER	2.00	4.00	2.00
SNAPPERS	222.00	726.00	3.27
BLUE LINED SNAPPER	1676.00	1243.00	0.74
EHU (RED SNAPPER)	1549.00	4929.00	3.18
GINDAI (FLOWER SNAP)	133.00	218.00	1.64
KALIKALI (PINK SNAP)	503.00	1207.00	2.40
LEHI (SILVERJAW)	490.00	1082.00	2.21
ONAGA (RED SNAPPER)	1712.00	9172.00	5.36
OPAKAPAKA (PINK SNP)	9497.00	45661.00	4.81
UKU (GRAY SNAPPER)	8972.00	25863.00	2.88
PORGY	92.00	170.00	1.85
REEF JACKS	53.00	124.00	2.34
SQUIRRELFISH	1211.00	2482.00	2.05
TRUMPETFISH	2.00	1.00	0.50
SCORPIONFISH	140.00	327.00	2.34
MOUNTAIN BASS	209.00	373.00	1.78
BIGEYES	148.00	185.00	1.25
CARDINALFISH	9.00	9.00	1.00
GOATFISH	2720.00	3226.00	1.19
RED GOATFISH	540.00	1552.00	2.87
WHITESADDLE GOATFISH	513.00	2260.00	4.41

Table 13.9 (cont.)

HAWAII JULY 1982 COMMERCIAL LANDINGS
FISH PURCHASES BY SPECIES

SPECIES	POUNDS	VALUE	AVE \$/#
MANYBAR GOATFISH	408.00	864.00	2.12
BLUE GOATFISH	51.00	229.00	4.49
RUDDERFISH	268.00	159.00	0.59
BUTTERFLYFISH	13.00	1.00	0.08
DAMSELFISH	37.00	61.00	1.65
HAWKFISH	14.00	27.00	1.93
TILAPIA	425.00	1058.00	2.49
WRASSE	54.00	23.00	0.43
HAWAIIAN HOGFISH	173.00	85.00	0.49
RAZOR WRASSE	282.00	632.00	2.24
RINGTAIL WRASSE	36.00	66.00	1.83
PARROTFISH	851.00	1076.00	1.26
SURGEON/TANGS	682.00	520.00	0.76
UNICORNFISH	431.00	248.00	0.58
CONVICT TANG	492.00	805.00	1.64
DUSSUMIER'S SURGEON	1264.00	906.00	0.72
RING-TAILED SURGEON	601.00	486.00	0.81
TRIGGERFISH	8.00	12.00	1.50
FILEFISH	68.00	77.00	1.13
RAINBOW RUNNER	224.00	220.00	0.98
DOLPHIN (MAHIMAHI)	8301.00	35378.00	4.26
BARRACUDAS	791.00	881.00	1.11
WAHOO	20535.00	53210.00	2.59
SKIPJACK TUNA	661172.00	387987.00	0.59
YELLOWFIN TUNA	238520.00	272187.00	1.14
ALBACORE	95715.00	67767.00	0.71
BIGEYE TUNA	552.00	505.00	0.91
KAWAKAWA	1093.00	740.00	0.68
BROADBILL SWORDFISH	11981.00	26148.00	2.18
BLUE MARLIN	47788.00	23376.00	0.49
BLACK MARLIN	355.00	206.00	0.58
STRIPED MARLIN	1728.00	1855.00	1.07
SHORTNOSE SPEARFISH	2485.00	1227.00	0.49
SAILFISH	55.00	33.00	0.60
SPINY LOBSTER	4590.00	34432.00	7.50
SLIPPER LOBSTER	390.00	1948.00	4.99
CRABS	170.00	311.00	1.83
WHITE CRAB	9.00	27.00	3.00
SHRIMP (FRESHWATER)	328.00	1324.00	4.04
OCTOPUS	1456.00	3120.00	2.14
SQUID	74.00	132.00	1.78
SHELLS	300.00	345.00	1.15
LIMPETS (SALTWATER)	679.00	1584.00	2.33
STONEY CORALS	200.00	200.00	1.00
ALGAE	793.00	2219.00	2.80
** SUBTOTAL **	1200968.00	1117698.00	

Table 13.10

HAWAII AUGUST 1982 COMMERCIAL LANDINGS
FISH PURCHASES BY SPECIES

SPECIES	POUNDS	VALUE	AVE \$/#
-----	-----	-----	-----
MISCELLANEOUS	443.00	820.00	1.85
SHARKS	3088.00	219.00	0.07
EELS	108.00	54.00	0.50
BIGEYE SCAD (AKULE)	12200.00	18992.00	1.56
MACKEREL SCAD	22846.00	44644.00	1.95
LEATHERBACK	27.00	15.00	0.56
TEN POUNDER	273.00	190.00	0.70
BONEFISH	703.00	656.00	0.93
HERRING/SARDINE	10.00	4.00	0.40
MILKFISH	335.00	528.00	1.58
FLYING FISH	6.00	2.00	0.33
NEEDLEFISH	135.00	82.00	0.61
THREADFIN	64.00	260.00	4.06
MULLET	1402.00	3354.00	2.39
SNAKE MACKEREL	51.00	38.00	0.75
JACKS (DEEP WATER)	10028.00	13394.00	1.34
AMBERJACK	2298.00	1997.00	0.87
BLUE CREVALLY	681.00	1896.00	2.78
PIG-LIPPED ULUA	290.00	677.00	2.33
DOBE ULUA	128.00	172.00	1.34
WHITE/BLACK ULUA	628.00	1336.00	2.13
GIANT SEA BASS	3715.00	6161.00	1.66
BLUE SPOT GROUPE	36.00	41.00	1.14
SNAPPERS	119.00	377.00	3.17
BLUE LINED SNAPPER	5487.00	3155.00	0.57
EHU (RED SNAPPER)	1680.00	4979.00	2.96
GINDAI (FLOWER SNAP)	90.00	147.00	1.63
KALIKALI (PINK SNAP)	844.00	1898.00	2.25
LEHI (SILVERJAW)	506.00	1240.00	2.45
ONAGA (RED SNAPPER)	787.00	3205.00	4.07
OPAKAPAKA (PINK SNP)	13237.00	47896.00	3.62
UKU (GRAY SNAPPER)	6479.00	22654.00	3.50
PORGY	32.00	91.00	2.84
REEF JACKS	88.00	207.00	2.35
SQUIRRELFISH	1869.00	3762.00	2.01
SCORPIONFISH	118.00	259.00	2.19
MOUNTAIN BASS	168.00	316.00	1.88
BIGEYES	326.00	430.00	1.32
CARDINALFISH	7.00	11.00	1.57
GOATFISH	2701.00	3266.00	1.21
RED GOATFISH	773.00	1545.00	2.00
WHITESADDLE GOATFISH	440.00	1912.00	4.35
MANYBAR GOATFISH	400.00	857.00	2.14
BLUE GOATFISH	78.00	401.00	5.14
RUDDERFISH	210.00	155.00	0.74
BUTTERFLYFISH	44.00	4.00	0.09

Table 13.10 (cont.)

HAWAII AUGUST 1982 COMMERCIAL LANDINGS
FISH PURCHASES BY SPECIES

SPECIES	POUNDS	VALUE	AVE \$/#
DAMSELFISH	19.00	24.00	1.26
HAWKFISH	32.00	48.00	1.50
TILAPIA	109.00	270.00	2.48
WRASSE	49.00	15.00	0.31
HAWAIIAN HOGFISH	201.00	165.00	0.82
RAZOR WRASSE	296.00	668.00	2.26
RINGTAIL WRASSE	79.00	131.00	1.66
PARROTFISH	668.00	695.00	1.04
GOBIES	13.00	58.00	4.46
SURGEON/TANGS	286.00	196.00	0.69
UNICORNFISH	512.00	315.00	0.62
CONVICT TANG	246.00	424.00	1.72
DUSSUMIER'S SURGEON	968.00	697.00	0.72
RING-TAILED SURGEON	267.00	206.00	0.77
FLOUNDERS	3.00	4.00	1.33
FILEFISH	61.00	34.00	0.56
PUFFERFISH	7.00	8.00	1.14
RAINBOW RUNNER	152.00	194.00	1.28
DOLPHIN (MAHIMAHI)	8729.00	39979.00	4.58
BARRACUDAS	581.00	858.00	1.48
WAHOO	14943.00	43995.00	2.94
SKIPJACK TUNA	377384.00	268512.00	0.71
YELLOWFIN TUNA	142278.00	236506.00	1.66
ALBACORE	47402.00	36694.00	0.77
BIGEYE TUNA	6547.00	16066.00	2.45
KAWAKAWA	2763.00	1721.00	0.62
BROADBILL SWORDFISH	1967.00	4338.00	2.21
BLUE MARLIN	47722.00	26778.00	0.56
BLACK MARLIN	910.00	273.00	0.30
STRIPED MARLIN	1764.00	1094.00	0.62
SHORTNOSE SPEARFISH	420.00	384.00	0.91
SAILFISH	50.00	50.00	1.00
OCEAN MOONFISH	200.00	40.00	0.20
SPINY LOBSTER	4614.00	34528.00	7.48
SLIPPER LOBSTER	390.00	1948.00	4.99
CRABS	194.00	631.00	3.25
WHITE CRAB	22.00	45.00	2.05
SHRIMP (FRESHWATER)	12.00	148.00	12.33
OCTOPUS	1540.00	3337.00	2.17
SQUID	171.00	331.00	1.94
SHELLS	150.00	210.00	1.40
LIMPETS (SALTWATER)	628.00	1407.00	2.24
STONEY CORALS	1320.00	895.00	0.68
ALGAE	526.00	1034.00	1.97
** SUBTOTAL **	763173.00	920253.00	

Table 13.11

HAWAII SEPTEMBER 1982 COMMERCIAL LANDINGS
FISH PURCHASES BY SPECIES

SPECIES	POUNDS	VALUE	AVE \$/#
MISCELLANEOUS	872.00	1050.00	1.20
SHARKS	1399.00	454.00	0.32
EELS	247.00	103.00	0.42
BIGEYE SCAD (AKULE)	12607.00	19245.00	1.53
MACKEREL SCAD	43652.00	69650.00	1.60
LEATHERBACK	39.00	39.00	1.00
TEN POUNDER	117.00	98.00	0.84
BONEFISH	820.00	708.00	0.86
HERRING/ SARDINE	3.00	3.00	1.00
MILKFISH	447.00	724.00	1.62
FLYING FISH	1.00	1.00	1.00
NEEDLEFISH	5.00	7.00	1.40
THREADFIN	12.00	33.00	2.75
MULLET	1272.00	3048.00	2.40
POMPHRET	69.00	72.00	1.04
SNAKE MACKEREL	164.00	86.00	0.52
JACKS (DEEP WATER)	9074.00	12755.00	1.41
AMBERJACK	3975.00	3216.00	0.81
BLUE CREVALLY	1036.00	1707.00	1.65
PIG-LIPPED ULUA	1152.00	978.00	0.85
DOBE ULUA	17.00	16.00	0.94
WHITE/BLACK ULUA	4049.00	3796.00	0.94
GIANT SEA BASS	3236.00	6542.00	2.02
BLUE SPOT GROUPER	12.00	17.00	1.42
SNAPPERS	57.00	165.00	2.89
BLUE LINED SNAPPER	7173.00	3671.00	0.51
EHU (RED SNAPPER)	1218.00	3047.00	2.50
GINDAI (FLOWER SNAP)	95.00	190.00	2.00
KALIKALI (PINK SNAP)	508.00	934.00	1.84
LEHI (SILVERJAW)	1778.00	4259.00	2.40
ONAGA (RED SNAPPER)	2190.00	8194.00	3.74
OPAKAPAKA (PINK SNP)	12769.00	45621.00	3.57
UKU (GRAY SNAPPER)	8036.00	22430.00	2.79
PORGY	71.00	132.00	1.86
REEF JACKS	61.00	140.00	2.30
SQUIRRELFISH	3012.00	11800.00	3.92
SCORPIONFISH	146.00	342.00	2.34
MOUNTAIN BASS	84.00	149.00	1.77
BIGEYES	241.00	307.00	1.27
CARDINALFISH	12.00	14.00	1.17
GOATFISH	3537.00	4835.00	1.37
RED GOATFISH	1749.00	4081.00	2.33
WHITESADDLE GOATFISH	463.00	2138.00	4.62
MANYBAR GOATFISH	654.00	1455.00	2.22

Table 13.11 (cont.)

HAWAII SEPTEMBER 1982 COMMERCIAL LANDINGS
FISH PURCHASES BY SPECIES

SPECIES	POUNDS	VALUE	AVE \$/#
BLUE GOATFISH	116.00	432.00	3.72
RUDDERFISH	385.00	219.00	0.57
BUTTERFLYFISH	28.00	3.00	0.11
DAMSELFISH	46.00	41.00	0.89
HAWKFISH	45.00	80.00	1.78
TILAPIA	64.00	158.00	2.47
WRASSE	82.00	32.00	0.39
HAWAIIAN HOGFISH	264.00	218.00	0.83
RAZOR WRASSE	720.00	1713.00	2.38
RINGTAIL WRASSE	106.00	160.00	1.51
PARROTFISH	577.00	1978.00	3.43
SURGEON/TANGS	632.00	427.00	0.68
UNICORNFISH	999.00	573.00	0.57
CONVICT TANG	419.00	626.00	1.49
DUSSUMIER'S SURGEON	709.00	523.00	0.74
RING-TAILED SURGEON	301.00	236.00	0.78
FILEFISH	26.00	14.00	0.54
PUFFERFISH	34.00	35.00	1.03
RAINBOW RUNNER	513.00	434.00	0.85
DOLPHIN (MAHIMAHI)	14995.00	45347.00	3.02
BARRACUDAS	793.00	937.00	1.18
WAHOO	18016.00	46485.00	2.58
SKIPJACK TUNA	263829.00	227063.00	0.86
YELLOWFIN TUNA	92504.00	166840.00	1.80
ALBACORE	55224.00	37514.00	0.68
BIGEYE TUNA	5804.00	10942.00	1.89
KAWAKAWA	5871.00	3611.00	0.62
FRIGATE TUNA	27.00	44.00	1.63
BROADBILL SWORDFISH	125.00	241.00	1.93
BLUE MARLIN	46533.00	28937.00	0.62
BLACK MARLIN	1551.00	641.00	0.41
STRIPED MARLIN	661.00	640.00	0.97
SHORTNOSE SPEARFISH	377.00	505.00	1.34
SAILFISH	295.00	240.00	0.81
OCEAN MOONFISH	60.00	12.00	0.20
SPINY LOBSTER	313.00	1221.00	3.90
SLIPPER LOBSTER	1.00	2.00	2.00
CRABS	97.00	144.00	1.48
KONA CRAB	1191.00	3284.00	2.76
WHITE CRAB	1114.00	3113.00	2.79
OCTOPUS	1757.00	3581.00	2.04
SQUID	641.00	953.00	1.49
LIMPETS (SALTWATER)	375.00	771.00	2.06
STONEY CORALS	1175.00	875.00	0.74
ALGAE	415.00	760.00	1.83
** SUBTOTAL **	647941.00	830857.00	

Table 13.12

HAWAII OCTOBER 1982 COMMERCIAL LANDINGS
FISH PURCHASES BY SPECIES

SPECIES	POUNDS	VALUE	AVE \$/#
-----	-----	-----	-----
MISCELLANEOUS	1627.00	2358.00	1.45
SHARKS	387.00	207.00	0.53
EELS	146.00	76.00	0.52
BIGEYE SCAD (AKULE)	17816.00	23639.00	1.33
MACKEREL SCAD	47705.00	64501.00	1.35
LEATHERBACK	8.00	5.00	0.63
TEN POUNDER	316.00	234.00	0.74
BONEFISH	1108.00	956.00	0.86
MILKFISH	218.00	275.00	1.26
NEEDLEFISH	35.00	39.00	1.11
THREADFIN	17.00	43.00	2.53
MULLET	1456.00	3882.00	2.67
JACKS (DEEP WATER)	9616.00	14395.00	1.50
AMBERJACK	9597.00	6221.00	0.65
BLUE CREVALLY	687.00	1466.00	2.13
PIG-LIPPED ULUA	949.00	960.00	1.01
DOBE ULUA	141.00	121.00	0.86
WHITE/BLACK ULUA	2991.00	4361.00	1.46
GIANT SEA BASS	5498.00	8134.00	1.48
BLUE SPOT GROUPER	10.00	19.00	1.90
SNAPPERS	67.00	179.00	2.67
BLUE LINED SNAPPER	6346.00	3740.00	0.59
EHU (RED SNAPPER)	1282.00	3024.00	2.36
GINDAI (FLOWER SNAP)	279.00	527.00	1.89
KALIKALI (PINK SNAP)	958.00	1596.00	1.67
LEHI (SILVERJAW)	5035.00	11150.00	2.21
ONAGA (RED SNAPPER)	8123.00	23714.00	2.92
OPAKAPAKA (PINK SNP)	26411.00	71058.00	2.69
UKU (GRAY SNAPPER)	8722.00	21822.00	2.50
PORGY	59.00	79.00	1.34
SQUIRRELFISH	3677.00	7368.00	2.00
SCORPIONFISH	157.00	257.00	1.64
MOUNTAIN BASS	88.00	156.00	1.77
BIGEYES	685.00	888.00	1.30
CARDINALFISH	16.00	30.00	1.88
GOATFISH	4089.00	5659.00	1.38
RED GOATFISH	1438.00	2795.00	1.94
WHITESADDLE GOATFISH	560.00	2573.00	4.59
MANYBAR GOATFISH	346.00	648.00	1.87
BLUE GOATFISH	154.00	600.00	3.90
RUDDERFISH	344.00	242.00	0.70
BUTTERFLYFISH	14.00	1.00	0.07
DAMSELFISH	24.00	28.00	1.17
HAWKFISH	111.00	249.00	2.24

Table 13.12 (cont.)

HAWAII OCTOBER 1982 COMMERCIAL LANDINGS
FISH PURCHASES BY SPECIES

SPECIES	POUNDS	VALUE	AVE \$/#
-----	-----	-----	-----
TILAPIA	10.00	10.00	1.00
WRASSE	26.00	19.00	0.73
HAWAIIAN HOGFISH	346.00	201.00	0.58
RAZOR WRASSE	657.00	1548.00	2.36
RINGTAIL WRASSE	74.00	113.00	1.53
PARROTFISH	1512.00	1745.00	1.15
SURGEON/TANGS	541.00	377.00	0.70
UNICORNFISH	1784.00	960.00	0.54
CONVICT TANG	1017.00	1132.00	1.11
DUSSUMIER'S SURGEON	1219.00	1050.00	0.86
RING-TAILED SURGEON	321.00	300.00	0.93
FILEFISH	97.00	58.00	0.60
PUFFERFISH	2.00	2.00	1.00
RAINBOW RUNNER	476.00	431.00	0.91
DOLPHIN (MAHIMAHI)	22107.00	57271.00	2.59
BARRACUDAS	1495.00	1624.00	1.09
WAHOO	16990.00	43159.00	2.54
JAPANESE MACKEREL	3.00	4.00	1.33
SKIPJACK TUNA	148529.00	149878.00	1.01
YELLOWFIN TUNA	70358.00	144269.00	2.05
ALBACORE	91641.00	52848.00	0.58
BIGEYE TUNA	14695.00	42103.00	2.87
KAWAKAWA	2136.00	1495.00	0.70
FRIGATE TUNA	6.00	5.00	0.83
BROADBILL SWORDFISH	586.00	914.00	1.56
BLUE MARLIN	30135.00	25152.00	0.83
BLACK MARLIN	140.00	82.00	0.59
STRIPED MARLIN	1297.00	2022.00	1.56
SHORTNOSE SPEARFISH	175.00	253.00	1.45
SAILFISH	81.00	61.00	0.75
SPINY LOBSTER	261.00	1123.00	4.30
CRABS	123.00	481.00	3.91
KONA CRAB	843.00	2469.00	2.93
WHITE CRAB	1131.00	3096.00	2.74
SHRIMP (FRESHWATER)	296.00	1184.00	4.00
OCTOPUS	1549.00	3260.00	2.10
SQUID	1047.00	1696.00	1.62
LIMPETS (SALTWATER)	293.00	695.00	2.37
STONEY CORALS	1488.00	1099.00	0.74
ALGAE	203.00	327.00	1.61
** SUBTOTAL **	585003.00	834791.00	

Table 13.13

HAWAII NOVEMBER 1982 COMMERCIAL LANDINGS
FISH PURCHASES BY SPECIES

SPECIES	POUNDS	VALUE	AVE \$/#
MISCELLANEOUS	862.00	982.00	1.14
SHARKS	428.00	184.00	0.43
EELS	100.00	51.00	0.51
BIGEYE SCAD (AKULE)	55265.00	53295.00	0.96
MACKEREL SCAD	31051.00	41528.00	1.34
LEATHERBACK	85.00	70.00	0.82
TEN POUNDER	208.00	164.00	0.79
BONEFISH	1506.00	1408.00	0.93
HERRING/SARDINE	3.00	3.00	1.00
MILKFISH	47.00	76.00	1.62
THREADFIN	13.00	43.00	3.31
MULLET	843.00	2038.00	2.42
POMPHRET	65.00	228.00	3.51
SNAKE MACKEREL	139.00	88.00	0.63
JACKS (DEEP WATER)	5870.00	9560.00	1.63
AMBERJACK	5199.00	3917.00	0.75
BLUE CREVALLY	150.00	245.00	1.63
PIG-LIPPED ULUA	398.00	358.00	0.90
WHITE/BLACK ULUA	3171.00	2913.00	0.92
GIANT SEA BASS	4104.00	5387.00	1.31
SNAPPERS	86.00	239.00	2.78
BLUE LINED SNAPPER	3201.00	1766.00	0.55
EHU (RED SNAPPER)	1764.00	3959.00	2.24
GINDAI (FLOWER SNAP)	157.00	363.00	2.31
KALIKALI (PINK SNAP)	781.00	1503.00	1.92
LEHI (SILVERJAW)	3154.00	6901.00	2.19
ONAGA (RED SNAPPER)	5090.00	17796.00	3.50
OPAKAPAKA (PINK SNP)	23841.00	68194.00	2.86
UKU (GRAY SNAPPER)	6876.00	18348.00	2.67
PORGY	234.00	107.00	0.46
REEF JACKS	2.00	3.00	1.50
SQUIRRELFISH	1084.00	2225.00	2.05
SCORPIONFISH	126.00	215.00	1.71
MOUNTAIN BASS	959.00	2009.00	2.09
BIGEYES	216.00	247.00	1.14
CARDINALFISH	19.00	32.00	1.68
GOATFISH	2676.00	4334.00	1.62
RED GOATFISH	1078.00	2076.00	1.93
WHITESADDLE GOATFISH	316.00	1594.00	5.04
MANYBAR GOATFISH	301.00	489.00	1.62
BLUE GOATFISH	139.00	668.00	4.81
RUDDERFISH	1488.00	973.00	0.65
BUTTERFLYFISH	2.00	0.00	0.00
DAMSELFISH	66.00	65.00	0.98

Table 13.13 (cont.)

HAWAII NOVEMBER 1982 COMMERCIAL LANDINGS
FISH PURCHASES BY SPECIES

SPECIES	POUNDS	VALUE	AVE \$/#
-----	-----	-----	-----
HAWKFISH	42.00	49.00	1.17
TILAPIA	138.00	326.00	2.36
WRASSE	8.00	2.00	0.25
HAWAIIAN HOGFISH	188.00	89.00	0.47
RAZOR WRASSE	589.00	1411.00	2.40
RINGTAIL WRASSE	15.00	25.00	1.67
PARROTFISH	1236.00	1438.00	1.16
SURGEON/TANGS	295.00	147.00	0.50
UNICORNFISH	1557.00	1093.00	0.70
CONVICT TANG	191.00	313.00	1.64
DUSSUMIER'S SURGEON	1104.00	1066.00	0.97
RING-TAILED SURGEON	288.00	285.00	0.99
FILEFISH	35.00	18.00	0.51
PUFFERFISH	11.00	12.00	1.09
RAINBOW RUNNER	265.00	211.00	0.80
DOLPHIN (MAHIMAHI)	16256.00	44172.00	2.72
BARRACUDAS	1118.00	1043.00	0.93
WAHOO	10774.00	25029.00	2.32
SKIPJACK TUNA	145454.00	142046.00	0.98
YELLOWFIN TUNA	40302.00	79253.00	1.97
BIGEYE TUNA	4138.00	12925.00	3.12
KAWAKAWA	1070.00	940.00	0.88
BROADBILL SWORDFISH	72.00	127.00	1.76
BLUE MARLIN	29150.00	32635.00	1.12
BLACK MARLIN	1934.00	2424.00	1.25
STRIPED MARLIN	2055.00	2877.00	1.40
SHORTNOSE SPEARFISH	231.00	322.00	1.39
SAILFISH	30.00	51.00	1.70
OCEAN MOONFISH	1.00	1.00	1.00
SPINY LOBSTER	265.00	1156.00	4.36
CRABS	171.00	450.00	2.63
KONA CRAB	149.00	419.00	2.81
WHITE CRAB	69.00	194.00	2.81
SHRIMP (FRESHWATER)	680.00	2594.00	3.81
OCTOPUS	877.00	1885.00	2.15
SQUID	867.00	2457.00	2.83
LIMPETS (SALTWATER)	330.00	785.00	2.38
STONEY CORALS	2350.00	1662.00	0.71
ALGAE	401.00	665.00	1.66
** SUBTOTAL **	427869.00	619241.00	

Table 13.14

HAWAII DECEMBER 1982 COMMERCIAL LANDINGS
FISH PURCHASES BY SPECIES

SPECIES	POUNDS	VALUE	AVE \$/#
-----	-----	-----	-----
MISCELLANEOUS	1661.00	3088.00	1.86
SHARKS	771.00	296.00	0.38
EELS	597.00	237.00	0.40
BIGEYE SCAD (AKULE)	52730.00	60203.00	1.14
MACKEREL SCAD	20643.00	28025.00	1.36
LEATHERBACK	10.00	8.00	0.80
TEN POUNDER	99.00	153.00	1.55
BONEFISH	1384.00	1432.00	1.03
MILKFISH	129.00	160.00	1.24
NEEDLEFISH	26.00	18.00	0.69
THREADFIN	11.00	34.00	3.09
MULLET	1179.00	3151.00	2.67
POMPHRET	78.00	112.00	1.44
SNAKE MACKEREL	177.00	87.00	0.49
JACKS (DEEP WATER)	6328.00	10890.00	1.72
AMBERJACK	7678.00	5823.00	0.76
BLUE CREVALLY	174.00	391.00	2.25
PIG-LIPPED ULUA	1501.00	1418.00	0.94
DOBE ULUA	5.00	4.00	0.80
WHITE/BLACK ULUA	1578.00	3463.00	2.19
GIANT SEA BASS	3617.00	5934.00	1.64
BLUE SPOT GROUPE	183.00	303.00	1.66
SNAPPERS	59.00	174.00	2.95
BLUE LINED SNAPPER	3422.00	2159.00	0.63
EHU (RED SNAPPER)	3615.00	9587.00	2.65
GINDAI (FLOWER SNAP)	300.00	547.00	1.82
KALIKALI (PINK SNAP)	2295.00	4110.00	1.79
LEHI (SILVERJAW)	3598.00	8168.00	2.27
ONAGA (RED SNAPPER)	11436.00	40916.00	3.58
OPAKAPAKA (PINK SNP)	31765.00	91245.00	2.87
UKU (GRAY SNAPPER)	7866.00	19858.00	2.52
PORGY	319.00	499.00	1.56
SQUIRRELFISH	1307.00	2671.00	2.04
TRUMPETFISH	1.00	0.00	0.00
SCORPIONFISH	140.00	341.00	2.44
MOUNTAIN BASS	208.00	241.00	1.16
BIGEYES	157.00	208.00	1.32
CARDINALFISH	5.00	7.00	1.40
GOATFISH	4284.00	5327.00	1.24
RED GOATFISH	802.00	1545.00	1.93
WHITESADDLE GOATFISH	753.00	3490.00	4.63
MANYBAR GOATFISH	822.00	1567.00	1.91
BLUE GOATFISH	679.00	3273.00	4.82
RUDDERFISH	637.00	490.00	0.77

Table 13.14 (cont.)

HAWAII DECEMBER 1982 COMMERCIAL LANDINGS
FISH PURCHASES BY SPECIES

SPECIES -----	POUNDS -----	VALUE -----	AVE \$/# -----
BUTTERFLYFISH	4.00	0.00	0.00
DAMSELFISH	75.00	77.00	1.03
HAWKFISH	54.00	104.00	1.93
TILAPIA	196.00	447.00	2.28
WRASSE	42.00	19.00	0.45
HAWAIIAN HOGFISH	626.00	247.00	0.39
RAZOR WRASSE	393.00	1068.00	2.72
RINGTAIL WRASSE	182.00	369.00	2.03
PARROTFISH	1351.00	1656.00	1.23
SURGEON/TANGS	1371.00	822.00	0.60
UNICORNFISH	2051.00	1598.00	0.78
CONVICT TANG	768.00	1137.00	1.48
DUSSUMIER'S SURGEON	987.00	1137.00	1.15
RING-TAILED SURGEON	417.00	420.00	1.01
FLOUNDERS	52.00	174.00	3.35
TRIGGERFISH	20.00	10.00	0.50
FILEFISH	107.00	38.00	0.36
RAINBOW RUNNER	550.00	446.00	0.81
DOLPHIN (MAHIMAHI)	13116.00	43636.00	3.33
BARRACUDAS	2522.00	2229.00	0.88
WAHOO	5593.00	17475.00	3.12
SKIPJACK TUNA	98397.00	157019.00	1.60
YELLOWFIN TUNA	69134.00	145409.00	2.10
ALBACORE	240.00	363.00	1.51
BIGEYE TUNA	11881.00	36405.00	3.06
KAWAKAWA	788.00	809.00	1.03
FRIGATE TUNA	4.00	7.00	1.75
BROADBILL SWORDFISH	37.00	74.00	2.00
BLUE MARLIN	16651.00	21767.00	1.31
BLACK MARLIN	2159.00	4463.00	2.07
STRIPED MARLIN	3188.00	7353.00	2.31
SHORTNOSE SPEARFISH	316.00	501.00	1.59
SAILFISH	29.00	44.00	1.52
SPINY LOBSTER	471.00	2112.00	4.48
CRABS	180.00	661.00	3.67
KONA CRAB	152.00	429.00	2.82
WHITE CRAB	232.00	632.00	2.72
SHRIMP (FRESHWATER)	266.00	1183.00	4.45
OCTOPUS	501.00	1102.00	2.20
SQUID	16.00	26.00	1.63
LIMPETS (SALTWATER)	641.00	1849.00	2.88
STONEY CORALS	1703.00	1520.00	0.89
ALGAE	100.00	175.00	1.75
** SUBTOTAL **			
	412592.00	778665.00	
** 1982 TOTAL **			
	7636673.00	9914806.00	

Figure 19.1

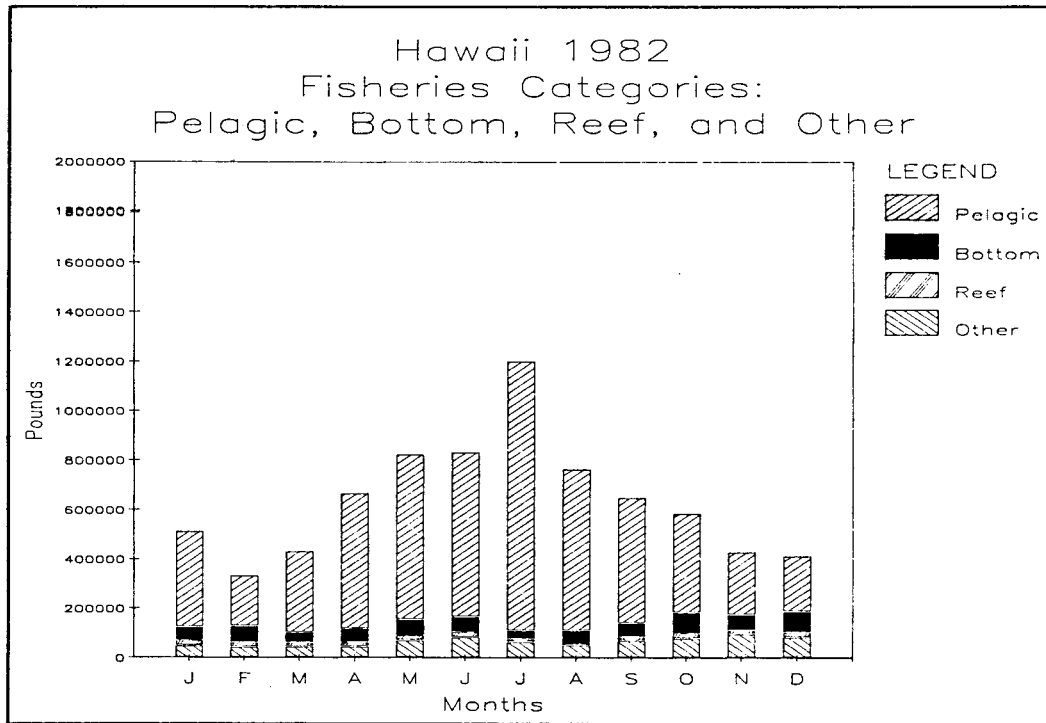


Figure 19.2

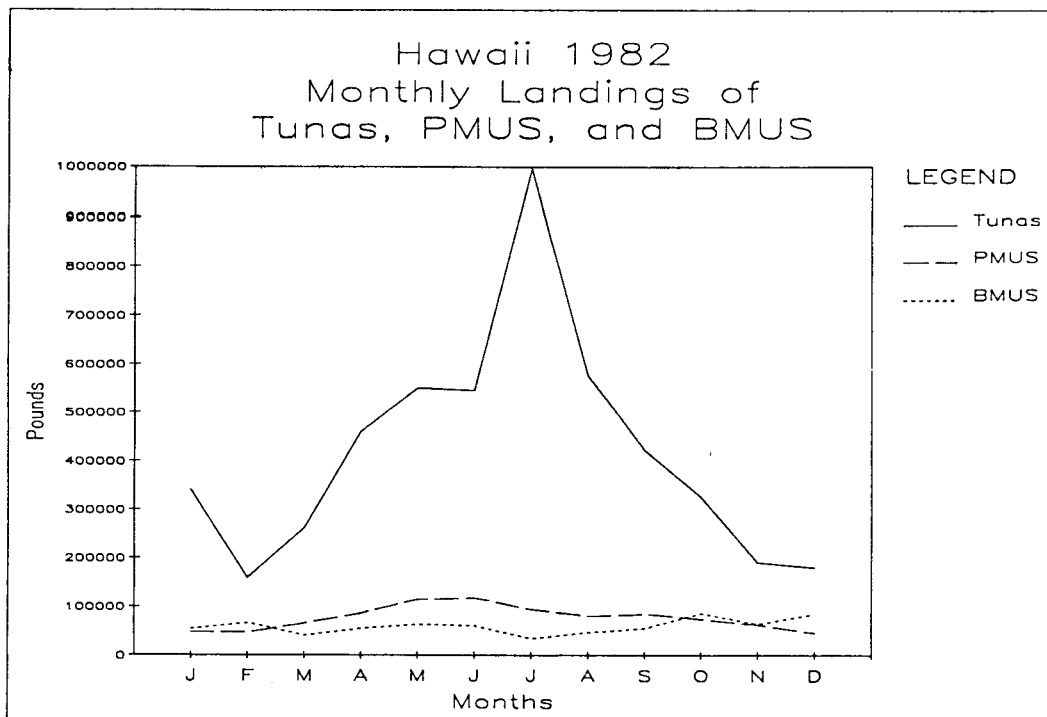


Figure 19.3

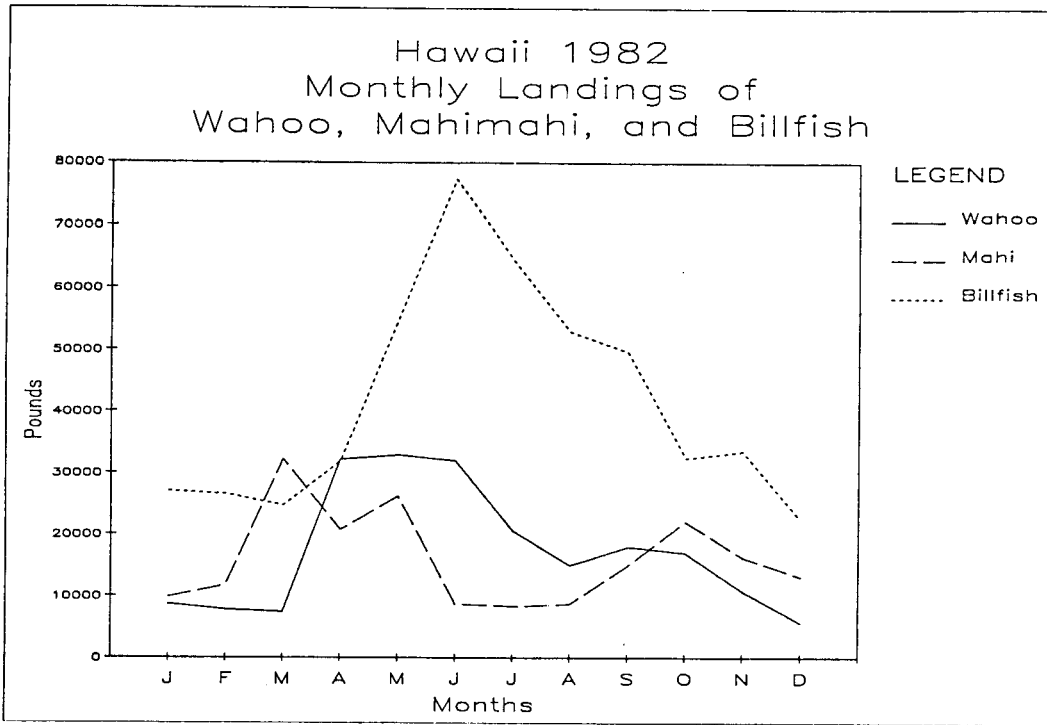


Figure 19.4

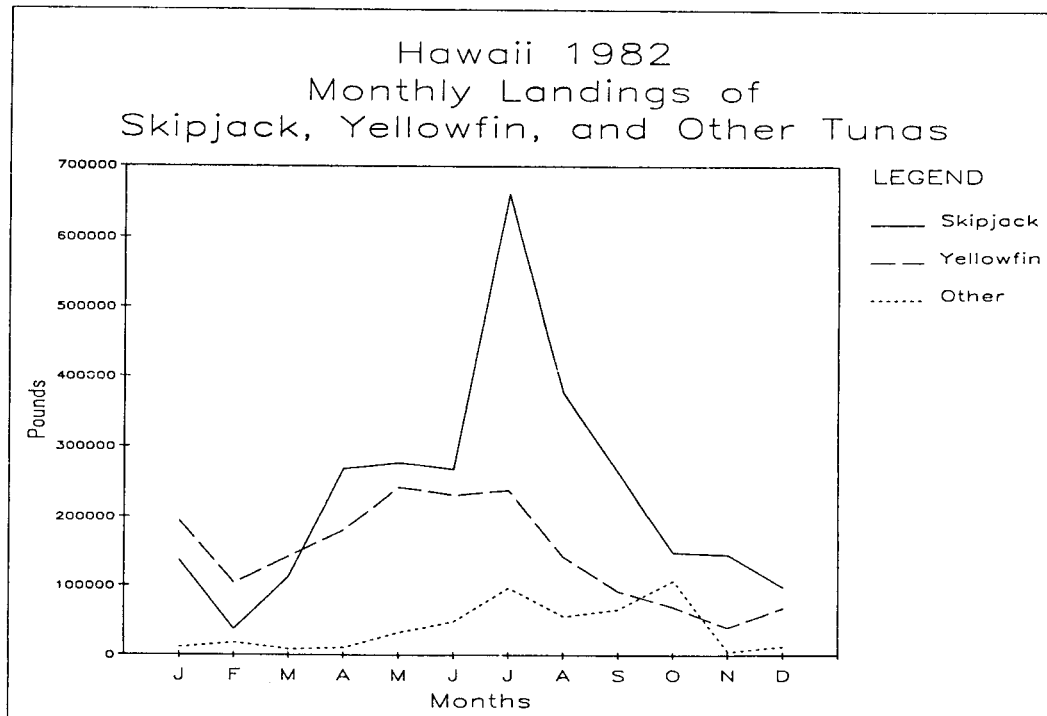


Table 14.1

HAWAII 1983 ANNUAL COMMERCIAL LANDINGS
FISH PURCHASES BY SPECIES

SPECIES	POUNDS	VALUE	AVE \$/#
MISCELLANEOUS	15682.00	16848.00	1.07
SHARKS	14080.00	8054.00	0.57
RAYS	43.00	108.00	2.51
EELS	4734.00	2135.00	0.45
BIGEYE SCAD (AKULE)	562559.00	616401.00	1.10
MACKEREL SCAD	460327.00	570730.00	1.24
LEATHERBACK	287.00	206.00	0.72
ANCHOVY	83.00	137.00	1.65
TEN POUNDER	2783.00	2367.00	0.85
BONEFISH	23196.00	16317.00	0.70
HERRING/SARDINE	274.00	184.00	0.67
MILKFISH	4324.00	5207.00	1.20
FLYING FISH	18.00	18.00	1.00
NEEDLEFISH	382.00	383.00	1.00
THREADFIN	5737.00	10719.00	1.87
MULLET	8608.00	22585.00	2.62
POMPHRET	7513.00	8800.00	1.17
SNAKE MACKEREL	1112.00	428.00	0.38
CATFISH	41.00	49.00	1.20
BASS (FRESHWATER)	12.00	25.00	2.08
JACKS (DEEP WATER)	100718.00	168972.00	1.68
AMBERJACK	90599.00	63897.00	0.71
BLUE CREVALLY	10747.00	19856.00	1.85
PIG-LIPPED ULUA	4320.00	4573.00	1.06
DOBE ULUA	338.00	424.00	1.25
WHITE/BLACK ULUA	15648.00	34635.00	2.21
GIANT SEA BASS	43815.00	80602.00	1.84
BLUE SPOT GROUPER	364.00	505.00	1.39
SNAPPERS	9435.00	7507.00	0.80
BLUE LINED SNAPPER	58204.00	33327.00	0.57
EHU (RED SNAPPER)	37012.00	110022.00	2.97
GINDAI (FLOWER SNAP)	3768.00	6721.00	1.78
KALIKALI (PINK SNAP)	10623.00	20570.00	1.94
LEHI (SILVERJAW)	23037.00	59435.00	2.58
ONAGA (RED SNAPPER)	91396.00	320763.00	3.51
OPAKAPAKA (PINK SNP)	218510.00	703882.00	3.22
UKU (GRAY SNAPPER)	135798.00	343439.00	2.53
PORGY	8497.00	13382.00	1.57
REEF JACKS	718.00	1775.00	2.47
SQUIRRELFISH	29933.00	59564.00	1.99
TRUMPETFISH	157.00	56.00	0.36
SCORPIONFISH	2041.00	4620.00	2.26
MOUNTAIN BASS	5821.00	8715.00	1.50
BIGEYES	3896.00	4988.00	1.28
CARDINALFISH	51.00	52.00	1.02

Table 14.1 (cont.)

HAWAII 1983 ANNUAL COMMERCIAL LANDINGS
FISH PURCHASES BY SPECIES

SPECIES	POUNDS	VALUE	AVE \$/#
-----	-----	-----	-----
GOATFISH	71926.00	82102.00	1.14
RED GOATFISH	10647.00	22463.00	2.11
WHITESADDLE GOATFISH	8254.00	36598.00	4.43
MANYBAR GOATFISH	8948.00	16721.00	1.87
BLUE GOATFISH	1646.00	6964.00	4.23
RUDDERFISH	8354.00	5508.00	0.66
BUTTERFLYFISH	169.00	49.00	0.29
DAMSELFISH	2972.00	3508.00	1.18
HAWKFISH	362.00	461.00	1.27
TILAPIA	3922.00	4331.00	1.10
WRASSE	1392.00	1768.00	1.27
HAWAIIAN HOGFISH	2323.00	1228.00	0.53
RAZOR WRASSE	4947.00	12402.00	2.51
RINGTAIL WRASSE	1030.00	1515.00	1.47
PARROTFISH	32779.00	41381.00	1.26
GOBIES	357.00	779.00	2.18
SURGEON/TANGS	7519.00	5415.00	0.72
UNICORNFISH	13979.00	9142.00	0.65
CONVICT TANG	11032.00	12835.00	1.16
DUSSUMIER'S SURGEON	15687.00	13088.00	0.83
RING-TAILED SURGEON	5669.00	5119.00	0.90
FLOUNDERS	66.00	54.00	0.82
TRIGGERFISH	1959.00	2179.00	1.11
FILEFISH	895.00	540.00	0.60
PUFFERFISH	21.00	13.00	0.62
RAINBOW RUNNER	3841.00	3743.00	0.97
DOLPHIN (MAHIMAHI)	222368.00	655950.00	2.95
BARRACUDAS	24182.00	22199.00	0.92
WAHOO	243323.00	617202.00	2.54
JAPANESE MACKEREL	1.00	1.00	1.00
TUNAS	292.00	430.00	1.47
SKIPJACK TUNA	2705212.00	2615976.00	0.97
YELLOWFIN TUNA	1922281.00	2986305.00	1.55
ALBACORE	392356.00	316518.00	0.81
BIGEYE TUNA	281837.00	646181.00	2.29
KAWAKAWA	19531.00	24173.00	1.24
FRIGATE TUNA	197.00	91.00	0.46
BILLFISH	240.00	420.00	1.75
BROADBILL SWORDFISH	35709.00	82880.00	2.32
BLUE MARLIN	311260.00	250373.00	0.80
BLACK MARLIN	37343.00	36036.00	0.97
STRIPED MARLIN	62214.00	95548.00	1.54
SHORTNOSE SPEARFISH	12523.00	14514.00	1.16
SAILFISH	1714.00	2069.00	1.21
OCEAN SUNFISH	27.00	18.00	0.67

Table 14.1 (cont.)

HAWAII 1983 ANNUAL COMMERCIAL LANDINGS
FISH PURCHASES BY SPECIES

SPECIES	POUNDS	VALUE	AVE \$/#
-----	-----	-----	-----
OCEAN MOONFISH	8006.00	6601.00	0.82
SPINY LOBSTER	27056.00	131871.00	4.87
SLIPPER LOBSTER	654.00	2999.00	4.59
CRABS	3135.00	8580.00	2.74
KONA CRAB	17708.00	51823.00	2.93
WHITE CRAB	2394.00	7444.00	3.11
SHRIMP (FRESHWATER)	11893.00	43609.00	3.67
SHRIMP (SALTWATER)	174009.00	340814.00	1.96
OCTOPUS	20391.00	44934.00	2.20
SQUID	2097.00	3739.00	1.78
LIMPETS (SALTWATER)	7807.00	18208.00	2.33
LIMPETS (FRESHWATER)	202.00	606.00	3.00
CLAMS	36.00	73.00	2.03
STONEY CORALS	15398.00	11799.00	0.77
PRECIOUS CORALS	775.00	1975.00	2.55
SEA CUCUMBERS	7.00	21.00	3.00
ALGAE	6990.00	13382.00	1.91
** 1983 TOTAL **	8809105.00	12699251.00	

Table 14.2

HAWAII 1983 COMMERCIAL LANDINGS NOT SOLD
FISH PURCHASES BY SPECIES

SPECIES	POUNDS	VALUE	AVE \$/#
MISCELLANEOUS	1453.00	0.00	0.00
SHARKS	4104.00	0.00	0.00
EELS	32.00	0.00	0.00
BIGEYE SCAD (AKULE)	45312.00	0.00	0.00
MACKEREL SCAD	8415.00	0.00	0.00
LEATHERBACK	47.00	0.00	0.00
ANCHOVY	17.00	0.00	0.00
TEN POUNDER	124.00	0.00	0.00
BONEFISH	694.00	0.00	0.00
MILKFISH	60.00	0.00	0.00
FLYING FISH	70.00	0.00	0.00
NEEDLEFISH	56.00	0.00	0.00
THREADFIN	404.00	0.00	0.00
MULLET	766.00	0.00	0.00
SNAKE MACKEREL	115.00	0.00	0.00
BASS (FRESHWATER)	8.00	0.00	0.00
JACKS (DEEP WATER)	6207.00	0.00	0.00
AMBERJACK	12840.00	0.00	0.00
BLUE CREVALLY	311.00	0.00	0.00
PIG-LIPPED ULUA	282.00	0.00	0.00
DOBE ULUA	11.00	0.00	0.00
WHITE/BLACK ULUA	357.00	0.00	0.00
GIANT SEA BASS	1219.00	0.00	0.00
SNAPPERS	13.00	0.00	0.00
BLUE LINED SNAPPER	4069.00	0.00	0.00
EHU (RED SNAPPER)	2115.00	0.00	0.00
GINDAI (FLOWER SNAP)	370.00	0.00	0.00
KALIKALI (PINK SNAP)	1327.00	0.00	0.00
LEHI (SILVERJAW)	645.00	0.00	0.00
ONAGA (RED SNAPPER)	3510.00	0.00	0.00
OPAKAPAKA (PINK SNP)	7112.00	0.00	0.00
UKU (GRAY SNAPPER)	4424.00	0.00	0.00
PORGY	417.00	0.00	0.00
REEF JACKS	232.00	0.00	0.00
SQUIRRELFISH	1499.00	0.00	0.00
TRUMPETFISH	63.00	0.00	0.00
SCORPIONFISH	223.00	0.00	0.00
MOUNTAIN BASS	323.00	0.00	0.00
BIGEYES	270.00	0.00	0.00
CARDINALFISH	8.00	0.00	0.00
GOATFISH	3150.00	0.00	0.00
RED GOATFISH	977.00	0.00	0.00
WHITESADDLE GOATFISH	417.00	0.00	0.00
MANYBAR GOATFISH	579.00	0.00	0.00
BLUE GOATFISH	75.00	0.00	0.00
RUDDERFISH	557.00	0.00	0.00
DAMSELFISH	81.00	0.00	0.00
HAWKFISH	58.00	0.00	0.00

Table 14.2 (cont.)

HAWAII 1983 COMMERCIAL LANDINGS NOT SOLD
FISH PURCHASES BY SPECIES

SPECIES	POUNDS	VALUE	AVE \$/#
TILAPIA	265.00	0.00	0.00
WRASSE	214.00	0.00	0.00
HAWAIIAN HOGFISH	210.00	0.00	0.00
RAZOR WRASSE	910.00	0.00	0.00
RINGTAIL WRASSE	34.00	0.00	0.00
PARROTFISH	901.00	0.00	0.00
GOBIES	361.00	0.00	0.00
SURGEON/TANGS	197.00	0.00	0.00
UNICORNFISH	606.00	0.00	0.00
CONVICT TANG	584.00	0.00	0.00
DUSSUMIER'S SURGEON	728.00	0.00	0.00
RING-TAILED SURGEON	149.00	0.00	0.00
TRIGGERFISH	436.00	0.00	0.00
FILEFISH	12.00	0.00	0.00
RAINBOW RUNNER	275.00	0.00	0.00
DOLPHIN (MAHIMAHI)	17506.00	0.00	0.00
BARRACUDAS	1526.00	0.00	0.00
WAHOO	22977.00	0.00	0.00
TUNAS	92.00	0.00	0.00
SKIPJACK TUNA	56424.00	0.00	0.00
YELLOWFIN TUNA	104788.00	0.00	0.00
ALBACORE	41112.00	0.00	0.00
BIGEYE TUNA	861.00	0.00	0.00
KAWAKAWA	3758.00	0.00	0.00
FRIGATE TUNA	1.00	0.00	0.00
BROADBILL SWORDFISH	288.00	0.00	0.00
BLUE MARLIN	39304.00	0.00	0.00
BLACK MARLIN	2181.00	0.00	0.00
STRIPED MARLIN	7191.00	0.00	0.00
SHORTNOSE SPEARFISH	3437.00	0.00	0.00
SAILFISH	445.00	0.00	0.00
SPINY LOBSTER	6382.00	0.00	0.00
SLIPPER LOBSTER	55.00	0.00	0.00
CRABS	309.00	0.00	0.00
KONA CRAB	4654.00	0.00	0.00
WHITE CRAB	166.00	0.00	0.00
SHRIMP (FRESHWATER)	356.00	0.00	0.00
SHRIMP (SALTWATER)	103.00	0.00	0.00
OCTOPUS	9727.00	0.00	0.00
SQUID	143.00	0.00	0.00
LIMPETS (SALTWATER)	1187.00	0.00	0.00
LIMPETS (FRESHWATER)	10.00	0.00	0.00
STONEY CORALS	101.00	0.00	0.00
PRECIOUS CORALS	1811.00	0.00	0.00
SEA URCHINS	17.00	0.00	0.00
SEA CUCUMBERS	12.00	0.00	0.00
ALGAE	141.00	0.00	0.00
** 1983 TOTAL **	448365.00	0.00	

Table 14.3

HAWAII JANUARY 1983 COMMERCIAL LANDINGS
FISH PURCHASES BY SPECIES

SPECIES	POUNDS	VALUE	AVE \$/#
-----	-----	-----	-----
MISCELLANEOUS	500.00	532.00	1.06
SHARKS	1069.00	534.00	0.50
EELS	434.00	144.00	0.33
BIGEYE SCAD (AKULE)	49011.00	55962.00	1.14
MACKEREL SCAD	84872.00	91673.00	1.08
LEATHERBACK	8.00	5.00	0.63
ANCHOVY	76.00	114.00	1.50
TEN POUNDER	83.00	78.00	0.94
BONEFISH	853.00	773.00	0.91
MILKFISH	151.00	197.00	1.30
NEEDLEFISH	63.00	37.00	0.59
THREADFIN	97.00	309.00	3.19
MULLET	333.00	920.00	2.76
POMPHRET	155.00	218.00	1.41
SNAKE MACKEREL	215.00	106.00	0.49
JACKS (DEEP WATER)	12420.00	22097.00	1.78
AMBERJACK	10327.00	7346.00	0.71
BLUE CREVALLY	228.00	432.00	1.89
PIG-LIPPED ULUA	59.00	94.00	1.59
DOBE ULUA	55.00	66.00	1.20
WHITE/BLACK ULUA	586.00	935.00	1.60
GIANT SEA BASS	2768.00	4978.00	1.80
BLUE SPOT GROUPE	56.00	86.00	1.54
SNAPPERS	76.00	177.00	2.33
BLUE LINED SNAPPER	10741.00	6506.00	0.61
EHU (RED SNAPPER)	2601.00	6289.00	2.42
GINDAI (FLOWER SNAP)	240.00	375.00	1.56
KALIKALI (PINK SNAP)	2051.00	3460.00	1.69
LEHI (SILVERJAW)	7135.00	17711.00	2.48
ONAGA (RED SNAPPER)	10748.00	34948.00	3.25
OPAKAPAKA (PINK SNP)	41898.00	113103.00	2.70
UKU (GRAY SNAPPER)	11691.00	28639.00	2.45
PORGY	811.00	1324.00	1.63
REEF JACKS	7.00	7.00	1.00
SQUIRRELFISH	3149.00	6682.00	2.12
SCORPIONFISH	203.00	508.00	2.50
MOUNTAIN BASS	957.00	1226.00	1.28
BIGEYES	495.00	598.00	1.21
CARDINALFISH	6.00	10.00	1.67
GOATFISH	5901.00	8331.00	1.41
RED GOATFISH	846.00	1515.00	1.79
WHITESADDLE GOATFISH	873.00	3953.00	4.53
MANYBAR GOATFISH	880.00	1695.00	1.93
BLUE GOATFISH	349.00	871.00	2.50

Table 14.3 (cont.)

HAWAII JANUARY 1983 COMMERCIAL LANDINGS
FISH PURCHASES BY SPECIES

SPECIES	POUNDS	VALUE	AVE \$/#
-----	-----	-----	-----
RUDDERFISH	261.00	147.00	0.56
DAMSELFISH	246.00	389.00	1.58
HAWKFISH	25.00	41.00	1.64
TILAPIA	25.00	14.00	0.56
WRASSE	47.00	25.00	0.53
HAWAIIAN HOGFISH	374.00	174.00	0.47
RAZOR WRASSE	444.00	1190.00	2.68
RINGTAIL WRASSE	205.00	305.00	1.49
PARROTFISH	2937.00	3054.00	1.04
SURGEON/TANGS	720.00	487.00	0.68
UNICORNFISH	2062.00	1607.00	0.78
CONVICT TANG	1427.00	1564.00	1.10
DUSSUMIER'S SURGEON	810.00	647.00	0.80
RING-TAILED SURGEON	712.00	718.00	1.01
TRIGGERFISH	508.00	745.00	1.47
FILEFISH	117.00	41.00	0.35
RAINBOW RUNNER	413.00	432.00	1.05
DOLPHIN (MAHIMAHI)	5935.00	22401.00	3.77
BARRACUDAS	1483.00	1373.00	0.93
WAHOO	5378.00	18428.00	3.43
SKIPJACK TUNA	74726.00	125449.00	1.68
YELLOWFIN TUNA	67968.00	127579.00	1.88
BIGEYE TUNA	6698.00	19656.00	2.93
KAWAKAWA	2853.00	3471.00	1.22
BROADBILL SWORDFISH	74.00	148.00	2.00
BLUE MARLIN	15692.00	15819.00	1.01
BLACK MARLIN	1434.00	1701.00	1.19
STRIPED MARLIN	2111.00	3893.00	1.84
SHORTNOSE SPEARFISH	441.00	710.00	1.61
SPINY LOBSTER	323.00	1463.00	4.53
CRABS	130.00	306.00	2.35
KONA CRAB	848.00	2656.00	3.13
WHITE CRAB	27.00	81.00	3.00
SHRIMP (FRESHWATER)	907.00	3757.00	4.14
OCTOPUS	484.00	1017.00	2.10
SQUID	23.00	75.00	3.26
LIMPETS (SALTWATER)	680.00	1576.00	2.32
STONEY CORALS	1475.00	975.00	0.66
ALGAE	81.00	99.00	1.22
** SUBTOTAL **	467181.00	789777.00	

Table 14.4

HAWAII FEBRUARY 1983 COMMERCIAL LANDINGS
FISH PURCHASES BY SPECIES

SPECIES	POUNDS	VALUE	AVE \$/#
MISCELLANEOUS	940.00	1023.00	1.09
SHARKS	1648.00	1050.00	0.64
EELS	418.00	125.00	0.30
BIGEYE SCAD (AKULE)	39774.00	46751.00	1.18
MACKEREL SCAD	69142.00	77102.00	1.12
LEATHERBACK	33.00	21.00	0.64
TEN POUNDER	185.00	187.00	1.01
BONEFISH	1510.00	1306.00	0.86
HERRING/SARDINE	50.00	20.00	0.40
MILKFISH	187.00	269.00	1.44
NEEDLEFISH	2.00	1.00	0.50
THREADFIN	130.00	411.00	3.16
MULLET	71.00	178.00	2.51
POMPHRET	47.00	84.00	1.79
SNAKE MACKEREL	238.00	93.00	0.39
JACKS (DEEP WATER)	11212.00	22278.00	1.99
AMBERJACK	16745.00	10814.00	0.65
BLUE CREVALLY	907.00	1576.00	1.74
PIG-LIPPED ULUA	175.00	306.00	1.75
DOBE ULUA	131.00	133.00	1.02
WHITE/BLACK ULUA	681.00	1354.00	1.99
GIANT SEA BASS	7094.00	13692.00	1.93
BLUE SPOT GROUPER	84.00	132.00	1.57
SNAPPERS	361.00	973.00	2.70
BLUE LINED SNAPPER	8325.00	4107.00	0.49
EHU (RED SNAPPER)	3734.00	9352.00	2.50
GINDAI (FLOWER SNAP)	597.00	1031.00	1.73
KALIKALI (PINK SNAP)	1676.00	2906.00	1.73
LEHI (SILVERJAW)	3026.00	7677.00	2.54
ONAGA (RED SNAPPER)	15376.00	52071.00	3.39
OPAKAPAKA (PINK SNP)	38949.00	118536.00	3.04
UKU (GRAY SNAPPER)	9950.00	26557.00	2.67
PORGY	510.00	1065.00	2.09
REEF JACKS	26.00	68.00	2.62
SQUIRRELFISH	3440.00	6944.00	2.02
TRUMPETFISH	10.00	7.00	0.70
SCORPIONFISH	177.00	439.00	2.48
MOUNTAIN BASS	885.00	1290.00	1.46
BIGEYES	542.00	710.00	1.31
CARDINALFISH	15.00	15.00	1.00
GOATFISH	5503.00	6718.00	1.22
RED GOATFISH	842.00	1597.00	1.90
WHITESADDLE GOATFISH	1224.00	5928.00	4.84
MANYBAR GOATFISH	848.00	1620.00	1.91

Table 14.4 (cont.)

HAWAII FEBRUARY 1983 COMMERCIAL LANDINGS
FISH PURCHASES BY SPECIES

SPECIES	POUNDS	VALUE	AVE \$/#
-----	-----	-----	-----
BLUE GOATFISH	271.00	1360.00	5.02
RUDDERFISH	897.00	554.00	0.62
DAMSELFISH	202.00	153.00	0.76
HAWKFISH	72.00	93.00	1.29
TILAPIA	305.00	158.00	0.52
WRASSE	61.00	29.00	0.48
HAWAIIAN HOGFISH	599.00	388.00	0.65
RAZOR WRASSE	490.00	1174.00	2.40
RINGTAIL WRASSE	126.00	208.00	1.65
PARROTFISH	2872.00	3068.00	1.07
SURGEON/TANGS	526.00	344.00	0.65
UNICORNFISH	2618.00	1809.00	0.69
CONVICT TANG	2970.00	3088.00	1.04
DUSSUMIER'S SURGEON	664.00	545.00	0.82
RING-TAILED SURGEON	399.00	350.00	0.88
TRIGGERFISH	3.00	0.00	0.00
FILEFISH	148.00	105.00	0.71
PUFFERFISH	13.00	3.00	0.23
RAINBOW RUNNER	221.00	301.00	1.36
DOLPHIN (MAHIMAHI)	14581.00	41772.00	2.86
BARRACUDAS	1323.00	1208.00	0.91
WAHOO	7850.00	27723.00	3.53
JAPANESE MACKEREL	1.00	1.00	1.00
SKIPJACK TUNA	38161.00	60199.00	1.58
YELLOWFIN TUNA	59054.00	107232.00	1.82
ALBACORE	75.00	120.00	1.60
BIGEYE TUNA	8224.00	21454.00	2.61
KAWAKAWA	1325.00	2506.00	1.89
BILLFISH	26.00	48.00	1.85
BROADBILL SWORDFISH	147.00	340.00	2.31
BLUE MARLIN	5162.00	8057.00	1.56
BLACK MARLIN	368.00	1059.00	2.88
STRIPED MARLIN	3328.00	6833.00	2.05
SHORTNOSE SPEARFISH	717.00	1003.00	1.40
SPINY LOBSTER	1525.00	7060.00	4.63
CRABS	702.00	1995.00	2.84
KONA CRAB	779.00	2190.00	2.81
WHITE CRAB	35.00	105.00	3.00
SHRIMP (FRESHWATER)	1280.00	5340.00	4.17
OCTOPUS	374.00	842.00	2.25
SQUID	73.00	190.00	2.60
LIMPETS (SALTWATER)	177.00	399.00	2.25
STONEY CORALS	1640.00	1045.00	0.64
ALGAE	65.00	104.00	1.60
** SUBTOTAL **	407869.00	741072.00	

Table 14.5

HAWAII MARCH 1983 COMMERCIAL LANDINGS
FISH PURCHASES BY SPECIES

SPECIES	POUNDS	VALUE	AVE \$/#
-----	-----	-----	-----
MISCELLANEOUS	935.00	1064.00	1.14
SHARKS	1686.00	915.00	0.54
EELS	295.00	72.00	0.24
BIGEYE SCAD (AKULE)	62533.00	69146.00	1.11
MACKEREL SCAD	76490.00	70170.00	0.92
LEATHERBACK	33.00	23.00	0.70
TEN POUNDER	372.00	341.00	0.92
BONEFISH	407.00	422.00	1.04
HERRING/SARDINE	14.00	6.00	0.43
MILKFISH	44.00	52.00	1.18
NEEDLEFISH	27.00	14.00	0.52
THREADFIN	71.00	200.00	2.82
MULLET	809.00	1797.00	2.22
POMPHRET	505.00	627.00	1.24
SNAKE MACKEREL	176.00	61.00	0.35
JACKS (DEEP WATER)	8795.00	13456.00	1.53
AMBERJACK	17163.00	13152.00	0.77
BLUE CREVALLY	52.00	242.00	4.65
PIG-LIPPED ULUA	81.00	142.00	1.75
DOBE ULUA	71.00	92.00	1.30
WHITE/BLACK ULUA	383.00	843.00	2.20
GIANT SEA BASS	7445.00	12780.00	1.72
BLUE SPOT GROUPER	9.00	28.00	3.11
SNAPPERS	94.00	310.00	3.30
BLUE LINED SNAPPER	4895.00	2722.00	0.56
EHU (RED SNAPPER)	3675.00	9411.00	2.56
GINDAI (FLOWER SNAP)	528.00	1342.00	2.54
KALIKALI (PINK SNAP)	2146.00	4166.00	1.94
LEHI (SILVERJAW)	1842.00	4673.00	2.54
ONAGA (RED SNAPPER)	8846.00	34696.00	3.92
OPAKAPAKA (PINK SNP)	18845.00	63671.00	3.38
UKU (GRAY SNAPPER)	6789.00	18673.00	2.75
PORGY	909.00	1424.00	1.57
REEF JACKS	19.00	47.00	2.47
SQUIRRELFISH	1614.00	3385.00	2.10
TRUMPETFISH	96.00	24.00	0.25
SCORPIONFISH	170.00	394.00	2.32
MOUNTAIN BASS	469.00	788.00	1.68
BIGEYES	315.00	450.00	1.43
GOATFISH	5034.00	5863.00	1.16
RED GOATFISH	528.00	947.00	1.79
WHITESADDLE GOATFISH	732.00	3385.00	4.62
MANYBAR GOATFISH	739.00	1365.00	1.85
BLUE GOATFISH	138.00	476.00	3.45

Table 14.5 (cont.)

HAWAII MARCH 1983 COMMERCIAL LANDINGS
FISH PURCHASES BY SPECIES

SPECIES	POUNDS	VALUE	AVE \$/#
RUDDERFISH	433.00	356.00	0.82
BUTTERFLYFISH	15.00	19.00	1.27
DAMSEL FISH	49.00	47.00	0.96
HAWKFISH	23.00	27.00	1.17
TILAPIA	458.00	344.00	0.75
WRASSE	9.00	6.00	0.67
HAWAIIAN HOGFISH	198.00	79.00	0.40
RAZOR WRASSE	513.00	1350.00	2.63
RINGTAIL WRASSE	121.00	216.00	1.79
PARROTFISH	3506.00	4179.00	1.19
SURGEON/TANGS	747.00	439.00	0.59
UNICORNFISH	864.00	591.00	0.68
CONVICT TANG	1326.00	1503.00	1.13
DUSSUMIER'S SURGEON	1215.00	878.00	0.72
RING-TAILED SURGEON	322.00	282.00	0.88
TRIGGERFISH	18.00	9.00	0.50
FILEFISH	183.00	115.00	0.63
RAINBOW RUNNER	199.00	200.00	1.01
DOLPHIN (MAHIMAHI)	20110.00	58090.00	2.89
BARRACUDAS	2147.00	1883.00	0.88
WAHOO	11263.00	37512.00	3.33
SKIPJACK TUNA	83674.00	117652.00	1.41
YELLOWFIN TUNA	149009.00	291849.00	1.96
ALBACORE	4679.00	7827.00	1.67
BIGEYE TUNA	32206.00	86780.00	2.69
KAWAKAWA	873.00	979.00	1.12
FRIGATE TUNA	31.00	8.00	0.26
BILLFISH	100.00	198.00	1.98
BROADBILL SWORDFISH	569.00	1454.00	2.56
BLUE MARLIN	11963.00	12410.00	1.04
BLACK MARLIN	909.00	1118.00	1.23
STRIPED MARLIN	5445.00	9309.00	1.71
SHORTNOSE SPEARFISH	817.00	1331.00	1.63
OCEAN MOONFISH	1998.00	2084.00	1.04
SPINY LOBSTER	907.00	3969.00	4.38
SLIPPER LOBSTER	4.00	9.00	2.25
CRABS	318.00	1023.00	3.22
KONA CRAB	456.00	1422.00	3.12
WHITE CRAB	211.00	593.00	2.81
SHRIMP (FRESHWATER)	1214.00	4896.00	4.03
OCTOPUS	436.00	966.00	2.22
SQUID	17.00	28.00	1.65
LIMPETS (SALTWATER)	537.00	1400.00	2.61
STONEY CORALS	2000.00	1675.00	0.84
ALGAE	58.00	166.00	2.86
** SUBTOTAL **	578969.00	1001128.00	

Table 14.6

HAWAII APRIL 1983 COMMERCIAL LANDINGS
FISH PURCHASES BY SPECIES

SPECIES	POUNDS	VALUE	AVE \$/#
-----	-----	-----	-----
MISCELLANEOUS	1340.00	1575.00	1.18
SHARKS	962.00	753.00	0.78
EELS	546.00	156.00	0.29
BIGEYE SCAD (AKULE)	47048.00	55132.00	1.17
MACKEREL SCAD	12158.00	21097.00	1.74
LEATHERBACK	35.00	28.00	0.80
TEN POUNDER	795.00	666.00	0.84
BONEFISH	2183.00	1763.00	0.81
HERRING/SARDINE	200.00	150.00	0.75
MILKFISH	525.00	674.00	1.28
NEEDLEFISH	35.00	74.00	2.11
THREADFIN	100.00	264.00	2.64
MULLET	676.00	1565.00	2.32
POMPHRET	223.00	242.00	1.09
JACKS (DEEP WATER)	4956.00	8657.00	1.75
AMBERJACK	6838.00	4603.00	0.67
BLUE CREVALLY	73.00	187.00	2.56
PIG-LIPPED ULUA	32.00	72.00	2.25
DOBE ULUA	71.00	116.00	1.63
WHITE/BLACK ULUA	612.00	1208.00	1.97
GIANT SEA BASS	2136.00	3637.00	1.70
SNAPPERS	187.00	701.00	3.75
BLUE LINED SNAPPER	6339.00	3550.00	0.56
EHU (RED SNAPPER)	1061.00	3049.00	2.87
GINDAI (FLOWER SNAP)	121.00	255.00	2.11
KALIKALI (PINK SNAP)	371.00	752.00	2.03
LEHI (SILVERJAW)	353.00	974.00	2.76
ONAGA (RED SNAPPER)	1964.00	8657.00	4.41
OPAKAPAKA (PINK SNP)	5734.00	26169.00	4.56
UKU (GRAY SNAPPER)	8056.00	25902.00	3.22
PORGY	966.00	1671.00	1.73
REEF JACKS	93.00	239.00	2.57
SQUIRRELFISH	2256.00	4787.00	2.12
SCORPIONFISH	82.00	204.00	2.49
MOUNTAIN BASS	305.00	584.00	1.91
BIGEYES	220.00	312.00	1.42
GOATFISH	7206.00	7952.00	1.10
RED GOATFISH	411.00	600.00	1.46
WHITESADDLE GOATFISH	761.00	3375.00	4.43
MANYBAR GOATFISH	534.00	893.00	1.67
BLUE GOATFISH	54.00	243.00	4.50
RUDDERFISH	1071.00	584.00	0.55
DAMSEL FISH	148.00	190.00	1.28
HAWKFISH	30.00	51.00	1.70

Table 14.6 (cont.)

HAWAII APRIL 1983 COMMERCIAL LANDINGS
FISH PURCHASES BY SPECIES

SPECIES -----	POUNDS -----	VALUE -----	AVE \$/# -----
TILAPIA	805.00	604.00	0.75
WRASSE	233.00	371.00	1.59
HAWAIIAN HOGFISH	62.00	39.00	0.63
RAZOR WRASSE	200.00	730.00	3.65
RINGTAIL WRASSE	17.00	31.00	1.82
PARROTFISH	3210.00	4243.00	1.32
SURGEON/TANGS	668.00	477.00	0.71
UNICORNFISH	479.00	144.00	0.30
CONVICT TANG	534.00	650.00	1.22
DUSSUMIER'S SURGEON	1066.00	1157.00	1.09
RING-TAILED SURGEON	1023.00	992.00	0.97
FLOUNDERS	1.00	2.00	2.00
TRIGGERFISH	203.00	164.00	0.81
FILEFISH	113.00	77.00	0.68
RAINBOW RUNNER	173.00	201.00	1.16
DOLPHIN (MAHIMAHI)	21549.00	62448.00	2.90
BARRACUDAS	579.00	745.00	1.29
WAHOO	19033.00	52624.00	2.76
SKIPJACK TUNA	91201.00	104986.00	1.15
YELLOWFIN TUNA	155369.00	279668.00	1.80
ALBACORE	12096.00	18448.00	1.53
BIGEYE TUNA	12945.00	31031.00	2.40
KAWAKAWA	978.00	1040.00	1.06
BILLFISH	33.00	40.00	1.21
BROADBILL SWORDFISH	904.00	2677.00	2.96
BLUE MARLIN	14863.00	14957.00	1.01
BLACK MARLIN	3602.00	5084.00	1.41
STRIPED MARLIN	4147.00	6680.00	1.61
SHORTNOSE SPEARFISH	795.00	899.00	1.13
OCEAN MOONFISH	1034.00	667.00	0.65
SPINY LOBSTER	1328.00	5786.00	4.36
SLIPPER LOBSTER	31.00	155.00	5.00
CRABS	354.00	1228.00	3.47
KONA CRAB	510.00	1560.00	3.06
WHITE CRAB	72.00	178.00	2.47
SHRIMP (FRESHWATER)	1421.00	5764.00	4.06
SHRIMP (SALTWATER)	25213.00	12040.00	0.48
OCTOPUS	446.00	990.00	2.22
SQUID	13.00	28.00	2.15
LIMPETS (SALTWATER)	601.00	1455.00	2.42
STONEY CORALS	1250.00	1050.00	0.84
ALGAE	440.00	1257.00	2.86
** SUBTOTAL **	499461.00	817680.00	

Table 14.7

HAWAII MAY 1983 COMMERCIAL LANDINGS
FISH PURCHASES BY SPECIES

SPECIES	POUNDS	VALUE	AVE \$/#
-----	-----	-----	-----
MISCELLANEOUS	1967.00	1861.00	0.95
SHARKS	2005.00	958.00	0.48
EELS	516.00	186.00	0.36
BIGEYE SCAD (AKULE)	84482.00	84718.00	1.00
MACKEREL SCAD	12286.00	22731.00	1.85
LEATHERBACK	26.00	18.00	0.69
TEN POUNDER	186.00	157.00	0.84
BONEFISH	1134.00	1122.00	0.99
HERRING/SARDINE	3.00	1.00	0.33
MILKFISH	1523.00	2034.00	1.34
FLYING FISH	6.00	1.00	0.17
NEEDLEFISH	19.00	21.00	1.11
THREADFIN	645.00	1003.00	1.56
MULLET	478.00	1351.00	2.83
POMPHRET	235.00	250.00	1.06
SNAKE MACKEREL	69.00	33.00	0.48
CATFISH	4.00	3.00	0.75
JACKS (DEEP WATER)	5020.00	8095.00	1.61
AMBERJACK	5961.00	4585.00	0.77
BLUE CREVALLY	295.00	456.00	1.55
WHITE/BLACK ULUA	1237.00	2839.00	2.30
GIANT SEA BASS	1071.00	1731.00	1.62
BLUE SPOT GROUPE	3.00	7.00	2.33
SNAPPERS	73.00	166.00	2.27
BLUE LINED SNAPPER	3920.00	2215.00	0.57
EHU (RED SNAPPER)	1981.00	5918.00	2.99
GINDAI (FLOWER SNAP)	96.00	217.00	2.26
KALIKALI (PINK SNAP)	548.00	1012.00	1.85
LEHI (SILVERJAW)	485.00	1206.00	2.49
ONAGA (RED SNAPPER)	2445.00	9042.00	3.70
OPAKAPAKA (PINK SNP)	5441.00	20114.00	3.70
UKU (GRAY SNAPPER)	20106.00	43601.00	2.17
PORGY	1229.00	1856.00	1.51
REEF JACKS	56.00	159.00	2.84
SQUIRRELFISH	2058.00	4046.00	1.97
TRUMPETFISH	37.00	20.00	0.54
SCORPIONFISH	180.00	447.00	2.48
MOUNTAIN BASS	279.00	387.00	1.39
BIGEYES	310.00	412.00	1.33
CARDINALFISH	5.00	1.00	0.20
GOATFISH	9522.00	10170.00	1.07
RED GOATFISH	559.00	992.00	1.77
WHITESADDLE GOATFISH	1088.00	4820.00	4.43
MANYBAR GOATFISH	792.00	1357.00	1.71
BLUE GOATFISH	36.00	130.00	3.61
RUDDERFISH	1205.00	683.00	0.57
BUTTERFLYFISH	16.00	3.00	0.19

Table 14.7 (cont.)

HAWAII MAY 1983 COMMERCIAL LANDINGS
FISH PURCHASES BY SPECIES

SPECIES	POUNDS	VALUE	AVE \$/#
DAMSELFISH	204.00	249.00	1.22
HAWKFISH	8.00	11.00	1.38
WRASSE	113.00	155.00	1.37
HAWAIIAN HOGFISH	107.00	56.00	0.52
RAZOR WRASSE	313.00	735.00	2.35
RINGTAIL WRASSE	170.00	242.00	1.42
PARROTFISH	3193.00	4049.00	1.27
SURGEON/TANGS	812.00	552.00	0.68
UNICORNFISH	522.00	219.00	0.42
CONVICT TANG	488.00	673.00	1.38
DUSSUMIER'S SURGEON	1571.00	1505.00	0.96
RING-TAILED SURGEON	352.00	338.00	0.96
FLOUNDERS	3.00	2.00	0.67
TRIGGERFISH	197.00	228.00	1.16
FILEFISH	95.00	66.00	0.69
PUFFERFISH	1.00	1.00	1.00
RAINBOW RUNNER	402.00	530.00	1.32
DOLPHIN (MAHIMAHI)	23392.00	58506.00	2.50
BARRACUDAS	2343.00	2185.00	0.93
WAHOO	42466.00	79453.00	1.87
TUNAS	169.00	300.00	1.78
SKIPJACK TUNA	155250.00	113654.00	0.73
YELLOWFIN TUNA	163070.00	303714.00	1.86
ALBACORE	12180.00	15403.00	1.26
BIGEYE TUNA	28736.00	60581.00	2.11
KAWAKAWA	2521.00	2941.00	1.17
BILLEFISH	81.00	134.00	1.65
BROADBILL SWORDFISH	5447.00	13281.00	2.44
BLUE MARLIN	23227.00	19160.00	0.82
BLACK MARLIN	3082.00	3478.00	1.13
STRIPED MARLIN	12254.00	15976.00	1.30
SHORTNOSE SPEARFISH	674.00	781.00	1.16
SAILFISH	62.00	93.00	1.50
SPINY LOBSTER	2911.00	16217.00	5.57
SLIPPER LOBSTER	40.00	170.00	4.25
CRABS	431.00	1338.00	3.10
KONA CRAB	2793.00	7699.00	2.76
WHITE CRAB	59.00	133.00	2.25
SHRIMP (FRESHWATER)	2836.00	11344.00	4.00
SHRIMP (SALTWATER)	5813.00	11776.00	2.03
OCTOPUS	658.00	1436.00	2.18
LIMPETS (SALTWATER)	662.00	1646.00	2.49
LIMPETS (FRESHWATER)	2.00	6.00	3.00
STONEY CORALS	1480.00	1075.00	0.73
SEA CUCUMBERS	7.00	21.00	3.00
ALGAE	224.00	918.00	4.10
** SUBTOTAL **	673059.00	996165.00	

Table 14.8

HAWAII JUNE 1983 COMMERCIAL LANDINGS
FISH PURCHASES BY SPECIES

SPECIES	POUNDS	VALUE	AVE \$/#
-----	-----	-----	-----
MISCELLANEOUS	1046.00	943.00	0.90
SHARKS	1644.00	681.00	0.41
EELS	507.00	543.00	1.07
BIGEYE SCAD (AKULE)	37175.00	40857.00	1.10
MACKEREL SCAD	13024.00	22537.00	1.73
LEATHERBACK	16.00	30.00	1.88
ANCHOVY	4.00	22.00	5.50
TEN POUNDER	360.00	286.00	0.79
BONEFISH	807.00	777.00	0.96
HERRING/SARDINE	1.00	0.00	0.00
MILKFISH	280.00	315.00	1.13
NEEDLEFISH	10.00	11.00	1.10
THREADFIN	72.00	208.00	2.89
MULLET	359.00	967.00	2.69
POMPHRET	847.00	717.00	0.85
SNAKE MACKEREL	20.00	8.00	0.40
JACKS (DEEP WATER)	5860.00	8627.00	1.47
AMBERJACK	4576.00	3150.00	0.69
BLUE CREVALLY	526.00	740.00	1.41
PIG-LIPPED ULUA	19.00	38.00	2.00
WHITE/BLACK ULUA	351.00	2046.00	5.83
GIANT SEA BASS	494.00	1009.00	2.04
BLUE SPOT GROUPE	195.00	223.00	1.14
SNAPPERS	69.00	166.00	2.41
BLUE LINED SNAPPER	5809.00	3607.00	0.62
EHU (RED SNAPPER)	2895.00	6225.00	2.15
GINDAI (FLOWER SNAP)	106.00	86.00	0.81
KALIKALI (PINK SNAP)	954.00	1580.00	1.66
LEHI (SILVERJAW)	231.00	663.00	2.87
ONAGA (RED SNAPPER)	1985.00	8450.00	4.26
OPAKAPAKA (PINK SNP)	2606.00	9849.00	3.78
UKU (GRAY SNAPPER)	13802.00	31335.00	2.27
PORGY	1638.00	2593.00	1.58
REEF JACKS	356.00	877.00	2.46
SQUIRRELFISH	2743.00	5041.00	1.84
SCORPIONFISH	114.00	245.00	2.15
MOUNTAIN BASS	409.00	990.00	2.42
BIGEYES	266.00	237.00	0.89
GOATFISH	5143.00	5578.00	1.08
RED GOATFISH	635.00	1628.00	2.56
WHITESADDLE GOATFISH	701.00	3404.00	4.86
MANYBAR GOATFISH	446.00	790.00	1.77
BLUE GOATFISH	59.00	320.00	5.42
RUDDERFISH	363.00	277.00	0.76

Table 14.8 (cont.)

HAWAII JUNE 1983 COMMERCIAL LANDINGS
FISH PURCHASES BY SPECIES

SPECIES	POUNDS	VALUE	AVE \$/#
-----	-----	-----	-----
DAMSELFISH	133.00	141.00	1.06
HAWKFISH	23.00	38.00	1.65
WRASSE	50.00	37.00	0.74
HAWAIIAN HOGFISH	76.00	71.00	0.93
RAZOR WRASSE	221.00	464.00	2.10
RINGTAIL WRASSE	47.00	83.00	1.77
PARROTFISH	3552.00	4625.00	1.30
SURGEON/TANGS	440.00	367.00	0.83
UNICORNFISH	251.00	113.00	0.45
CONVICT TANG	593.00	802.00	1.35
DUSSUMIER'S SURGEON	1000.00	1080.00	1.08
RING-TAILED SURGEON	527.00	510.00	0.97
TRIGGERFISH	226.00	423.00	1.87
FILEFISH	22.00	20.00	0.91
PUFFERFISH	3.00	4.00	1.33
RAINBOW RUNNER	102.00	83.00	0.81
DOLPHIN (MAHIMAHI)	15118.00	43453.00	2.87
BARRACUDAS	2014.00	1908.00	0.95
WAHOO	29896.00	60849.00	2.04
TUNAS	121.00	130.00	1.07
SKIPJACK TUNA	247666.00	271872.00	1.10
YELLOWFIN TUNA	341909.00	381587.00	1.12
ALBACORE	49750.00	33499.00	0.67
BIGEYE TUNA	21847.00	31458.00	1.44
KAWAKAWA	757.00	464.00	0.61
BROADBILL SWORDFISH	17404.00	38042.00	2.19
BLUE MARLIN	39442.00	21951.00	0.56
BLACK MARLIN	3198.00	1447.00	0.45
STRIPED MARLIN	8775.00	17359.00	1.98
SHORTNOSE SPEARFISH	1707.00	1068.00	0.63
SAILFISH	22.00	8.00	0.36
OCEAN SUNFISH	24.00	16.00	0.67
OCEAN MOONFISH	129.00	115.00	0.89
CRABS	172.00	412.00	2.40
WHITE CRAB	2.00	4.00	2.00
SHRIMP (FRESHWATER)	1553.00	6212.00	4.00
SHRIMP (SALTWATER)	1921.00	5684.00	2.96
OCTOPUS	1118.00	2534.00	2.27
LIMPETS (SALTWATER)	517.00	1340.00	2.59
STONEY CORALS	251.00	245.00	0.98
PRECIOUS CORALS	675.00	375.00	0.56
ALGAE	173.00	694.00	4.01
** SUBTOTAL **	902950.00	1100263.00	

Table 14.9

HAWAII JULY 1983 COMMERCIAL LANDINGS
FISH PURCHASES BY SPECIES

SPECIES	POUNDS	VALUE	AVE \$/#
MISCELLANEOUS	3609.00	3311.00	0.92
SHARKS	967.00	584.00	0.60
RAYS	43.00	108.00	2.51
EELS	494.00	179.00	0.36
BIGEYE SCAD (AKULE)	53008.00	50084.00	0.94
MACKEREL SCAD	10422.00	18282.00	1.75
LEATHERBACK	19.00	16.00	0.84
TEN POUNDER	182.00	139.00	0.76
BONEFISH	5105.00	2168.00	0.42
MILKFISH	408.00	358.00	0.88
THREADFIN	242.00	746.00	3.08
MJLLET	709.00	1907.00	2.69
POMPHRET	29.00	38.00	1.31
CATFISH	37.00	46.00	1.24
JACKS (DEEP WATER)	5974.00	9006.00	1.51
AMBERJACK	3391.00	2317.00	0.68
BLUE CREVALLY	4317.00	7350.00	1.70
PIG-LIPPED ULUA	658.00	883.00	1.34
DOBE ULUA	4.00	5.00	1.25
WHITE/BLACK ULUA	1040.00	2872.00	2.76
GIANT SEA BASS	1234.00	2473.00	2.00
BLUE SPOT GROUPER	16.00	27.00	1.69
SNAPPERS	32.00	57.00	1.78
BLUE LINED SNAPPER	2748.00	1177.00	0.43
EHU (RED SNAPPER)	1705.00	5952.00	3.49
GINDAI (FLOWER SNAP)	89.00	138.00	1.55
KALIKALI (PINK SNAP)	673.00	1054.00	1.57
LEHI (SILVERJAW)	599.00	1778.00	2.97
ONAGA (RED SNAPPER)	2323.00	10314.00	4.44
OPAKAPAKA (PINK SNP)	6533.00	28150.00	4.31
UKU (GRAY SNAPPER)	13251.00	32454.00	2.45
PORGY	1291.00	1967.00	1.52
REEF JACKS	92.00	221.00	2.40
SQUIRREL FISH	2105.00	4199.00	1.99
SCORPIONFISH	76.00	174.00	2.29
MOUNTAIN BASS	175.00	293.00	1.67
BIGEYES	270.00	358.00	1.33
GOATFISH	5247.00	5794.00	1.10
RED GOATFISH	665.00	1753.00	2.64
WHITESADDLE GOATFISH	848.00	3408.00	4.02
MANYBAR GOATFISH	824.00	1452.00	1.76
BLUE GOATFISH	61.00	322.00	5.28
RUDDERFISH	565.00	428.00	0.76
BUTTERFLYFISH	24.00	5.00	0.21

Table 14.9 (cont.)

HAWAII JULY 1983 COMMERCIAL LANDINGS
FISH PURCHASES BY SPECIES

SPECIES	POUNDS	VALUE	AVE \$/#
-----	-----	-----	-----
DAMSEL FISH	220.00	269.00	1.22
HAWKFISH	1.00	1.00	1.00
TILAPIA	738.00	1168.00	1.58
WRASSE	109.00	50.00	0.46
HAWAIIAN HOGFISH	60.00	31.00	0.52
RAZOR WRASSE	363.00	936.00	2.58
RINGTAIL WRASSE	68.00	89.00	1.31
PARROTFISH	2272.00	3501.00	1.54
SURGEON/TANGS	784.00	773.00	0.99
UNICORNFISH	618.00	305.00	0.49
CONVICT TANG	275.00	426.00	1.55
DUSSUMIER'S SURGEON	1585.00	1178.00	0.74
RING-TAILED SURGEON	361.00	330.00	0.91
FLOUNDERS	1.00	3.00	3.00
TRIGGERFISH	19.00	27.00	1.42
FILEFISH	31.00	23.00	0.74
RAINBOW RUNNER	278.00	315.00	1.13
DOLPHIN (MAHIMAHI)	11450.00	44168.00	3.86
BARRACUDAS	3266.00	3144.00	0.96
WAHOO	32542.00	73311.00	2.25
SKIPJACK TUNA	537484.00	436953.00	0.81
YELLOWFIN TUNA	297493.00	350109.00	1.18
ALBACORE	56572.00	55361.00	0.98
BIGEYE TUNA	14314.00	21773.00	1.52
KAWAKAWA	925.00	583.00	0.63
FRIGATE TUNA	122.00	61.00	0.50
BROADBILL SWORDFISH	8193.00	19589.00	2.39
BLUE MARLIN	38228.00	21334.00	0.56
BLACK MARLIN	5821.00	4014.00	0.69
STRIPED MARLIN	4488.00	3935.00	0.88
SHORTNOSE SPEARFISH	2045.00	1565.00	0.77
SAILFISH	628.00	549.00	0.87
SPINY LOBSTER	4407.00	27055.00	6.14
SLIPPER LOBSTER	43.00	183.00	4.26
CRABS	210.00	511.00	2.43
WHITE CRAB	364.00	1144.00	3.14
SHRIMP (FRESHWATER)	1314.00	2925.00	2.23
OCTOPUS	1749.00	3962.00	2.27
LIMPETS (SALTWATER)	602.00	1337.00	2.22
LIMPETS (FRESHWATER)	200.00	600.00	3.00
STONEY CORALS	1050.00	800.00	0.76
ALGAE	559.00	1352.00	2.42
** SUBTOTAL **	1163956.00	1290090.00	

Table 14.10

HAWAII AUGUST 1983 COMMERCIAL LANDINGS
FISH PURCHASES BY SPECIES

SPECIES	POUNDS	VALUE	AVE \$/#
-----	-----	-----	-----
MISCELLANEOUS	1250.00	1972.00	1.58
SHARKS	436.00	181.00	0.42
EELS	211.00	97.00	0.46
BIGEYE SCAD (AKULE)	60810.00	65960.00	1.08
MACKEREL SCAD	16857.00	29235.00	1.73
LEATHERBACK	30.00	20.00	0.67
TEN POUNDER	340.00	264.00	0.78
BONEFISH	1630.00	1376.00	0.84
HERRING/SARDINE	4.00	6.00	1.50
MILKFISH	697.00	796.00	1.14
FLYING FISH	8.00	15.00	1.88
THREADFIN	140.00	463.00	3.31
MULLET	746.00	2072.00	2.78
POMPHRET	218.00	218.00	1.00
BASS (FRESHWATER)	12.00	25.00	2.08
JACKS (DEEP WATER)	9689.00	15064.00	1.55
AMBERJACK	3576.00	2529.00	0.71
BLUE CREVALLY	1489.00	3399.00	2.28
PIG-LIPPED ULUA	279.00	286.00	1.03
WHITE/BLACK ULUA	2548.00	4584.00	1.80
GIANT SEA BASS	5185.00	10021.00	1.93
BLUE SPOT GROUPER	1.00	2.00	2.00
SNAPPERS	69.00	157.00	2.28
BLUE LINED SNAPPER	2876.00	2048.00	0.71
EHU (RED SNAPPER)	3933.00	14877.00	3.78
GINDAI (FLOWER SNAP)	278.00	721.00	2.59
KALIKALI (PINK SNAP)	591.00	1740.00	2.94
LEHI (SILVERJAW)	593.00	1553.00	2.62
ONAGA (RED SNAPPER)	6889.00	24253.00	3.52
OPAKAPAKA (PINK SNP)	10198.00	46504.00	4.56
UKU (GRAY SNAPPER)	9461.00	25985.00	2.75
PORGY	41.00	103.00	2.51
REEF JACKS	10.00	25.00	2.50
SQUIRRELFISH	2269.00	4499.00	1.98
SCORPIONFISH	270.00	487.00	1.80
MOUNTAIN BASS	307.00	364.00	1.19
BIGEYES	229.00	238.00	1.04
CARDINALFISH	5.00	4.00	0.80
GOATFISH	3829.00	4225.00	1.10
RED GOATFISH	1112.00	2587.00	2.33
WHITESADDLE GOATFISH	598.00	2316.00	3.87
MANYBAR GOATFISH	1035.00	1675.00	1.62
BLUE GOATFISH	82.00	335.00	4.09
RUDDERFISH	1567.00	855.00	0.55

Table 14.10 (cont.)

HAWAII AUGUST 1983 COMMERCIAL LANDINGS
FISH PURCHASES BY SPECIES

SPECIES	POUNDS	VALUE	AVE \$/#
BUTTERFLYFISH	34.00	3.00	0.09
DAMSEL FISH	334.00	473.00	1.42
HAWKFISH	23.00	35.00	1.52
TILAPIA	422.00	362.00	0.86
WRASSE	160.00	159.00	0.99
HAWAIIAN HOGFISH	114.00	56.00	0.49
RAZOR WRASSE	574.00	1322.00	2.30
RINGTAIL WRASSE	47.00	56.00	1.19
PARROTFISH	1788.00	2307.00	1.29
GOBIES	343.00	774.00	2.26
SURGEON/TANGS	612.00	553.00	0.90
UNICORNFISH	1164.00	475.00	0.41
CONVICT TANG	657.00	894.00	1.36
DUSSUMIER'S SURGEON	1459.00	1100.00	0.75
RING-TAILED SURGEON	946.00	866.00	0.92
FLOUNDERS	56.00	42.00	0.75
TRIGGERFISH	112.00	34.00	0.30
FILEFISH	33.00	11.00	0.33
RAINBOW RUNNER	167.00	212.00	1.27
DOLPHIN (MAHIMAHI)	10014.00	41056.00	4.10
BARRACUDAS	1426.00	1499.00	1.05
WAHOO	26425.00	73118.00	2.77
SKIPJACK TUNA	497878.00	399373.00	0.80
YELLOWFIN TUNA	231406.00	354651.00	1.53
ALBACORE	40963.00	36214.00	0.88
BIGEYE TUNA	12279.00	18125.00	1.48
KAWAKAWA	862.00	573.00	0.66
BROADBILL SWORDFISH	1835.00	4927.00	2.69
BLUE MARLIN	47404.00	29317.00	0.62
BLACK MARLIN	6538.00	4494.00	0.69
STRIPED MARLIN	2784.00	2131.00	0.77
SHORTNOSE SPEARFISH	817.00	936.00	1.15
SAILFISH	323.00	298.00	0.92
SPINY LOBSTER	270.00	1474.00	5.46
CRABS	167.00	325.00	1.95
WHITE CRAB	726.00	2361.00	3.25
SHRIMP (FRESHWATER)	816.00	1912.00	2.34
SHRIMP (SALTWATER)	2000.00	7400.00	3.70
OCTOPUS	1772.00	4105.00	2.32
SQUID	213.00	342.00	1.61
LIMPETS (SALTWATER)	1150.00	2383.00	2.07
STONEY CORALS	1275.00	1025.00	0.80
ALGAE	871.00	1891.00	2.17
** SUBTOTAL **	1051657.00	1273800.00	

Table 14.11

HAWAII SEPTEMBER 1983 COMMERCIAL LANDINGS
FISH PURCHASES BY SPECIES

SPECIES	POUNDS	VALUE	AVE \$/#
MISCELLANEOUS	754.00	1093.00	1.45
SHARKS	413.00	210.00	0.51
EELS	262.00	160.00	0.61
BIGEYE SCAD (AKULE)	35024.00	38392.00	1.10
MACKEREL SCAD	22021.00	37739.00	1.71
LEATHERBACK	6.00	5.00	0.83
TEN POUNDER	51.00	48.00	0.94
BONEFISH	1396.00	1026.00	0.73
HERRING/SARDINE	2.00	1.00	0.50
MILKFISH	228.00	190.00	0.83
THREADFIN	66.00	206.00	3.12
MULLET	926.00	2123.00	2.29
POMPHRET	1561.00	2319.00	1.49
SNAKE MACKEREL	25.00	10.00	0.40
JACKS (DEEP WATER)	8625.00	13896.00	1.61
AMBERJACK	3630.00	2640.00	0.73
BLUE CREVALLY	1340.00	2853.00	2.13
PIG-LIPPED ULUA	956.00	863.00	0.90
WHITE/BLACK ULUA	3649.00	8145.00	2.23
GIANT SEA BASS	2555.00	6605.00	2.59
SNAPPERS	80.00	197.00	2.46
BLUE LINED SNAPPER	3777.00	2098.00	0.56
EHU (RED SNAPPER)	3746.00	13422.00	3.58
GINDAI (FLOWER SNAP)	194.00	357.00	1.84
KALIKALI (PINK SNAP)	918.00	2045.00	2.23
LEHI (SILVERJAW)	3120.00	8600.00	2.76
ONAGA (RED SNAPPER)	4283.00	14038.00	3.28
OPAKAPAKA (PINK SNP)	18044.00	61711.00	3.42
UKU (GRAY SNAPPER)	13107.00	33898.00	2.59
PORGY	834.00	918.00	1.10
REEF JACKS	28.00	57.00	2.04
SQUIRRELFISH	3303.00	6056.00	1.83
TRUMPETFISH	3.00	1.00	0.33
SCORPIONFISH	127.00	273.00	2.15
MOUNTAIN BASS	503.00	747.00	1.49
BIGEYES	363.00	445.00	1.23
CARDINALFISH	2.00	3.00	1.50
GOATFISH	4451.00	4236.00	0.95
RED GOATFISH	1390.00	3039.00	2.19
WHITESADDLE GOATFISH	264.00	1018.00	3.86
MANYBAR GOATFISH	628.00	1252.00	1.99
BLUE GOATFISH	114.00	553.00	4.85
RUDDERFISH	578.00	819.00	1.42
BUTTERFLYFISH	34.00	5.00	0.15

Table 14.11 (cont.)

HAWAII SEPTEMBER 1983 COMMERCIAL LANDINGS
FISH PURCHASES BY SPECIES

SPECIES	POUNDS	VALUE	AVE \$/#
-----	-----	-----	-----
DAMSELFISH	25.00	28.00	1.12
HAWKFISH	5.00	4.00	0.80
TILAPIA	256.00	343.00	1.34
WRASSE	480.00	872.00	1.82
HAWAIIAN HOGFISH	160.00	73.00	0.46
RAZOR WRASSE	578.00	1376.00	2.38
RINGTAIL WRASSE	61.00	91.00	1.49
PARROTFISH	2597.00	3330.00	1.28
SURGEON/TANGS	500.00	343.00	0.69
UNICORNFISH	1292.00	627.00	0.49
CONVICT TANG	586.00	485.00	0.83
DUSSUMIER'S SURGEON	1686.00	1249.00	0.74
RING-TAILED SURGEON	285.00	179.00	0.63
FLOUNDERS	2.00	2.00	1.00
TRIGGERFISH	441.00	498.00	1.13
FILEFISH	5.00	3.00	0.60
RAINBOW RUNNER	254.00	236.00	0.93
DOLPHIN (MAHIMAHI)	13467.00	48742.00	3.62
BARRACUDAS	2199.00	2358.00	1.07
WAHOO	24361.00	65513.00	2.69
SKIPJACK TUNA	277777.00	283345.00	1.02
YELLOWFIN TUNA	151969.00	224010.00	1.47
ALBACORE	114077.00	70666.00	0.62
BIGEYE TUNA	65932.00	112960.00	1.71
KAWAKAWA	693.00	432.00	0.62
BROADBILL SWORDFISH	373.00	878.00	2.35
BLUE MARLIN	38009.00	27518.00	0.72
BLACK MARLIN	4469.00	4650.00	1.04
STRIPED MARLIN	1853.00	2704.00	1.46
SHORTNOSE SPEARFISH	560.00	765.00	1.37
SAILFISH	446.00	930.00	2.09
OCEAN MOONFISH	1089.00	745.00	0.68
SPINY LOBSTER	4186.00	18260.00	4.36
SLIPPER LOBSTER	93.00	467.00	5.02
CRABS	206.00	478.00	2.32
KONA CRAB	3066.00	10112.00	3.30
WHITE CRAB	735.00	2387.00	3.25
SHRIMP (FRESHWATER)	383.00	1034.00	2.70
SHRIMP (SALTWATER)	38000.00	15200.00	0.40
OCTOPUS	4626.00	10285.00	2.22
SQUID	467.00	845.00	1.81
LIMPETS (SALTWATER)	1089.00	2409.00	2.21
STONEY CORALS	825.00	840.00	1.02
PRECIOUS CORALS	100.00	1600.00	16.00
ALGAE	934.00	2032.00	2.18
** SUBTOTAL **	904578.00	1196216.00	

Table 14.12

HAWAII OCTOBER 1983 COMMERCIAL LANDINGS
FISH PURCHASES BY SPECIES

SPECIES	POUNDS	VALUE	AVE \$/#
MISCELLANEOUS	2149.00	2223.00	1.03
SHARKS	800.00	793.00	0.99
EELS	314.00	184.00	0.59
BIGEYE SCAD (AKULE)	16862.00	23436.00	1.39
MACKEREL SCAD	52839.00	79731.00	1.51
LEATHERBACK	5.00	3.00	0.60
TEN POUNDER	65.00	64.00	0.98
BONEFISH	1041.00	1014.00	0.97
MILKFISH	59.00	67.00	1.14
FLYING FISH	2.00	1.00	0.50
NEEDLEFISH	7.00	8.00	1.14
THREADFIN	1181.00	1913.00	1.62
MULLET	1298.00	3545.00	2.73
POMPHRET	549.00	810.00	1.48
SNAKE MACKEREL	82.00	31.00	0.38
JACKS (DEEP WATER)	8061.00	14348.00	1.78
AMBERJACK	1832.00	1512.00	0.83
BLUE CREVALLY	191.00	322.00	1.69
PIG-LIPPED ULUA	418.00	676.00	1.62
WHITE/BLACK ULUA	1043.00	2033.00	1.95
GIANT SEA BASS	515.00	1740.00	3.38
SNAPPERS	463.00	385.00	0.83
BLUE LINED SNAPPER	2086.00	1312.00	0.63
EHU (RED SNAPPER)	2230.00	9132.00	4.10
GINDAI (FLOWER SNAP)	99.00	257.00	2.60
KALIKALI (PINK SNAP)	695.00	1855.00	2.67
LEHI (SILVERJAW)	1239.00	3477.00	2.81
ONAGA (RED SNAPPER)	2336.00	9369.00	4.01
OPAKAPAKA (PINK SNP)	8361.00	31470.00	3.76
UKU (GRAY SNAPPER)	4622.00	14347.00	3.10
PORGY	93.00	184.00	1.98
REEF JACKS	13.00	31.00	2.38
SQUIRRELFISH	1416.00	2575.00	1.82
SCORPIONFISH	33.00	80.00	2.42
MOUNTAIN BASS	446.00	721.00	1.62
BIGEYES	88.00	109.00	1.24
CARDINALFISH	7.00	6.00	0.86
GOATFISH	5580.00	5707.00	1.02
RED GOATFISH	566.00	1439.00	2.54
WHITESADDLE GOATFISH	258.00	1140.00	4.42
MANYBAR GOATFISH	603.00	1289.00	2.14
BLUE GOATFISH	88.00	380.00	4.32
RUDDERFISH	190.00	135.00	0.71
BUTTERFLYFISH	7.00	1.00	0.14

Table 14.12 (cont.)

HAWAII OCTOBER 1983 COMMERCIAL LANDINGS
FISH PURCHASES BY SPECIES

SPECIES	POUNDS	VALUE	AVE \$/#
DAMSELFISH	82.00	102.00	1.24
HAWKFISH	10.00	9.00	0.90
TILAPIA	348.00	377.00	1.08
WRASSE	47.00	25.00	0.53
HAWAIIAN HOGFISH	90.00	52.00	0.58
RAZOR WRASSE	185.00	399.00	2.16
RINGTAIL WRASSE	32.00	44.00	1.38
PARROTFISH	2646.00	3559.00	1.35
GOBIES	14.00	5.00	0.36
SURGEON/TANGS	631.00	443.00	0.70
UNICORNFISH	902.00	1352.00	1.50
CONVICT TANG	1060.00	1376.00	1.30
DUSSUMIER'S SURGEON	1365.00	1105.00	0.81
RING-TAILED SURGEON	249.00	186.00	0.75
TRIGGERFISH	11.00	9.00	0.82
FILEFISH	29.00	34.00	1.17
PUFFERFISH	1.00	2.00	2.00
RAINBOW RUNNER	119.00	98.00	0.82
DOLPHIN (MAHIMAHI)	25122.00	82494.00	3.28
BARRACUDAS	1107.00	1114.00	1.01
WAHOO	15972.00	46335.00	2.90
SKIPJACK TUNA	351884.00	292918.00	0.83
YELLOWFIN TUNA	139118.00	234580.00	1.69
ALBACORE	75401.00	53552.00	0.71
BIGEYE TUNA	31179.00	84864.00	2.72
KAWAKAWA	628.00	376.00	0.60
BROADBILL SWORDFISH	199.00	475.00	2.39
BLUE MARLIN	36554.00	33418.00	0.91
BLACK MARLIN	2775.00	3516.00	1.27
STRIPED MARLIN	2205.00	3495.00	1.59
SHORTNOSE SPEARFISH	1147.00	1645.00	1.43
SAILFISH	66.00	53.00	0.80
OCEAN MOONFISH	1553.00	1241.00	0.80
SPINY LOBSTER	562.00	2733.00	4.86
SLIPPER LOBSTER	57.00	256.00	4.49
CRABS	259.00	648.00	2.50
KONA CRAB	894.00	3001.00	3.36
WHITE CRAB	28.00	60.00	2.14
SHRIMP (SALTWATER)	49289.00	196842.00	3.99
OCTOPUS	4013.00	8400.00	2.09
SQUID	622.00	1048.00	1.68
LIMPETS (SALTWATER)	559.00	1206.00	2.16
CLAMS	36.00	73.00	2.03
STONEY CORALS	1202.00	1194.00	0.99
ALGAE	1008.00	1397.00	1.39
** SUBTOTAL **	872092.00	1285966.00	

Table 14.13

HAWAII NOVEMBER 1983 COMMERCIAL LANDINGS
FISH PURCHASES BY SPECIES

SPECIES	POUNDS	VALUE	AVE \$/#
-----	-----	-----	-----
MISCELLANEOUS	735.00	741.00	1.01
SHARKS	628.00	574.00	0.91
EELS	199.00	135.00	0.68
BIGEYE SCAD (AKULE)	44301.00	48631.00	1.10
MACKEREL SCAD	53042.00	62584.00	1.18
LEATHERBACK	38.00	28.00	0.74
ANCHOVY	3.00	1.00	0.33
TEN POUNDER	82.00	63.00	0.77
BONEFISH	2327.00	1596.00	0.69
MILKFISH	207.00	246.00	1.19
FLYING FISH	2.00	1.00	0.50
NEEDLEFISH	214.00	212.00	0.99
THREADFIN	678.00	1230.00	1.81
MULLET	1357.00	3582.00	2.64
POMPHRET	470.00	574.00	1.22
SNAKE MACKEREL	208.00	74.00	0.36
JACKS (DEEP WATER)	9164.00	14718.00	1.61
AMBERJACK	5749.00	3826.00	0.67
BLUE CREVALLY	808.00	1390.00	1.72
PIG-LIPPED ULUA	1559.00	1118.00	0.72
DOBE ULUA	4.00	9.00	2.25
WHITE/BLACK ULUA	2370.00	5946.00	2.51
GIANT SEA BASS	6078.00	9997.00	1.64
SNAPPERS	3967.00	2079.00	0.52
BLUE LINED SNAPPER	2874.00	1721.00	0.60
EHU (RED SNAPPER)	3595.00	9550.00	2.66
GINDAI (FLOWER SNAP)	336.00	588.00	1.75
LEHI (SILVERJAW)	1920.00	5035.00	2.62
ONAGA (RED SNAPPER)	12738.00	42263.00	3.32
OPAKAPAKA (PINK SNP)	26104.00	77097.00	2.95
UKU (GRAY SNAPPER)	14729.00	37768.00	2.56
PORGY	152.00	238.00	1.57
REEF JACKS	2.00	3.00	1.50
SQUIRRELFISH	2429.00	4863.00	2.00
TRUMPETFISH	4.00	2.00	0.50
SCORPIONFISH	276.00	640.00	2.32
MOUNTAIN BASS	731.00	754.00	1.03
BIGEYES	349.00	484.00	1.39
CARDINALFISH	6.00	7.00	1.17
GOATFISH	6088.00	7517.00	1.23
RED GOATFISH	1399.00	2942.00	2.10
WHITESADDLE GOATFISH	297.00	1177.00	3.96
MANYBAR GOATFISH	510.00	1030.00	2.02
BLUE GOATFISH	103.00	503.00	4.88
RUDDERFISH	784.00	443.00	0.57
BUTTERFLYFISH	11.00	10.00	0.91
DAMSELFISH	122.00	177.00	1.45

Table 14.13 (cont.)

HAWAII NOVEMBER 1983 COMMERCIAL LANDINGS
FISH PURCHASES BY SPECIES

SPECIES	POUNDS	VALUE	AVE \$/#
HAWKFISH	132.00	142.00	1.08
TILAPIA	405.00	614.00	1.52
WRASSE	42.00	20.00	0.48
HAWAIIAN HOGFISH	213.00	84.00	0.39
RAZOR WRASSE	591.00	1503.00	2.54
RINGTAIL WRASSE	23.00	35.00	1.52
PARROTFISH	2764.00	3723.00	1.35
SURGEON/TANGS	632.00	443.00	0.70
UNICORNFISH	1878.00	1175.00	0.63
CONVICT TANG	767.00	851.00	1.11
DUSSUMIER'S SURGEON	1348.00	1013.00	0.75
RING-TAILED SURGEON	270.00	186.00	0.69
FLOUNDERS	3.00	3.00	1.00
TRIGGERFISH	79.00	14.00	0.18
FILEFISH	47.00	19.00	0.40
PUFFERFISH	3.00	3.00	1.00
RAINBOW RUNNER	999.00	759.00	0.76
DOLPHIN (MAHIMAHI)	37752.00	91797.00	2.43
BARRACUDAS	3010.00	2200.00	0.73
WAHOO	14621.00	41571.00	2.84
SKIPJACK TUNA	200201.00	182836.00	0.91
YELLOWFIN TUNA	78553.00	135046.00	1.72
ALBACORE	24698.00	19743.00	0.80
BIGEYE TUNA	15384.00	49630.00	3.23
KAWAKAWA	4840.00	7297.00	1.51
FRIGATE TUNA	44.00	22.00	0.50
BROADBILL SWORDFISH	154.00	215.00	1.40
BLUE MARLIN	24665.00	24264.00	0.98
BLACK MARLIN	3011.00	3793.00	1.26
STRIPED MARLIN	7284.00	9189.00	1.26
SHORTNOSE SPEARFISH	1353.00	1729.00	1.28
SAILFISH	167.00	138.00	0.83
OCEAN SUNFISH	3.00	2.00	0.67
OCEAN MOONFISH	554.00	312.00	0.56
SPINY LOBSTER	3058.00	13292.00	4.35
SLIPPER LOBSTER	349.00	1607.00	4.60
CRABS	52.00	94.00	1.81
KONA CRAB	3478.00	9578.00	2.75
WHITE CRAB	39.00	109.00	2.79
SHRIMP (SALTWATER)	19085.00	76359.00	4.00
OCTOPUS	3305.00	7241.00	2.19
SQUID	593.00	1025.00	1.73
LIMPETS (SALTWATER)	396.00	1066.00	2.69
STONEY CORALS	1550.00	1000.00	0.65
ALGAE	1403.00	1941.00	1.38
** SUBTOTAL **	669547.00	1047850.00	

Table 14.14

HAWAII DECEMBER 1983 COMMERCIAL LANDINGS
FISH PURCHASES BY SPECIES

SPECIES	POUNDS	VALUE	AVE \$/#
MISCELLANEOUS	457.00	510.00	1.12
SHARKS	1822.00	821.00	0.45
EELS	538.00	154.00	0.29
BIGEYE SCAD (AKULE)	32531.00	37332.00	1.15
MACKEREL SCAD	37174.00	37849.00	1.02
LEATHERBACK	38.00	9.00	0.24
TEN POUNDER	82.00	74.00	0.90
BONEFISH	4803.00	2974.00	0.62
MILKFISH	15.00	9.00	0.60
NEEDLEFISH	5.00	5.00	1.00
THREADFIN	2315.00	3766.00	1.63
MULLET	846.00	2578.00	3.05
POMPHRET	2674.00	2703.00	1.01
SNAKE MACKEREL	79.00	12.00	0.15
JACKS (DEEP WATER)	10942.00	18730.00	1.71
AMBERJACK	10811.00	7423.00	0.69
BLUE CREVALLY	521.00	909.00	1.74
PIG-LIPPED ULUA	84.00	95.00	1.13
DOBE ULUA	2.00	3.00	1.50
WHITE/BLACK ULUA	1148.00	1830.00	1.59
GIANT SEA BASS	7240.00	11939.00	1.65
SNAPPERS	3964.00	2139.00	0.54
BLUE LINED SNAPPER	3814.00	2264.00	0.59
EHU (RED SNAPPER)	5856.00	16845.00	2.88
GINDAI (FLOWER SNAP)	1084.00	1354.00	1.25
LEHI (SILVERJAW)	2494.00	6088.00	2.44
ONAGA (RED SNAPPER)	21463.00	72662.00	3.39
OPAKAPAKA (PINK SNP)	35797.00	107508.00	3.00
UKU (GRAY SNAPPER)	10234.00	24280.00	2.37
PORGY	23.00	39.00	1.70
REEF JACKS	16.00	41.00	2.56
SQUIRRELFISH	3151.00	6487.00	2.06
TRUMPETFISH	7.00	2.00	0.29
SCORPIONFISH	333.00	729.00	2.19
MOUNTAIN BASS	355.00	571.00	1.61
BIGEYES	449.00	635.00	1.41
CARDINALFISH	5.00	6.00	1.20
GOATFISH	8422.00	10011.00	1.19
RED GOATFISH	1694.00	3424.00	2.02
WHITESADDLE GOATFISH	610.00	2674.00	4.38
MANYBAR GOATFISH	1109.00	2303.00	2.08
BLUE GOATFISH	291.00	1471.00	5.05
RUDDERFISH	440.00	227.00	0.52
BUTTERFLYFISH	28.00	3.00	0.11

Table 14.14 (cont.)

HAWAII DECEMBER 1983 COMMERCIAL LANDINGS
FISH PURCHASES BY SPECIES

SPECIES	POUNDS	VALUE	AVE \$/#
-----	-----	-----	-----
DAMSELFISH	1207.00	1290.00	1.07
HAWKFISH	10.00	9.00	0.90
TILAPIA	160.00	347.00	2.17
WRASSE	41.00	19.00	0.46
HAWAIIAN HOGFISH	270.00	125.00	0.46
RAZOR WRASSE	475.00	1223.00	2.57
RINGTAIL WRASSE	113.00	115.00	1.02
PARROTFISH	1442.00	1743.00	1.21
SURGEON/TANGS	447.00	194.00	0.43
UNICORNFISH	1329.00	725.00	0.55
CONVICT TANG	349.00	523.00	1.50
DUSSUMIER'S SURGEON	1918.00	1631.00	0.85
RING-TAILED SURGEON	223.00	182.00	0.82
TRIGGERFISH	142.00	28.00	0.20
FILEFISH	72.00	26.00	0.36
RAINBOW RUNNER	514.00	376.00	0.73
DOLPHIN (MAHIMAHI)	23878.00	61023.00	2.56
BARRACUDAS	3285.00	2582.00	0.79
WAHOO	13516.00	40765.00	3.02
TUNAS	2.00	0.00	0.00
SKIPJACK TUNA	149310.00	226739.00	1.52
YELLOWFIN TUNA	87363.00	196280.00	2.25
ALBACORE	1865.00	5685.00	3.05
BIGEYE TUNA	32093.00	107869.00	3.36
KAWAKAWA	2276.00	3511.00	1.54
BROADBILL SWORDFISH	410.00	854.00	2.08
BLUE MARLIN	16051.00	22168.00	1.38
BLACK MARLIN	2136.00	1682.00	0.79
STRIPED MARLIN	7540.00	14044.00	1.86
SHORTNOSE SPEARFISH	1450.00	2082.00	1.44
OCEAN MOONFISH	1649.00	1437.00	0.87
SPINY LOBSTER	7579.00	34562.00	4.56
SLIPPER LOBSTER	37.00	152.00	4.11
CRABS	134.00	222.00	1.66
KONA CRAB	4884.00	13605.00	2.79
WHITE CRAB	96.00	289.00	3.01
SHRIMP (FRESHWATER)	169.00	425.00	2.51
SHRIMP (SALTWATER)	32688.00	15513.00	0.47
OCTOPUS	1410.00	3156.00	2.24
SQUID	76.00	158.00	2.08
LIMPETS (SALTWATER)	837.00	1991.00	2.38
STONEY CORALS	1400.00	875.00	0.63
ALGAE	1174.00	1531.00	1.30
** SUBTOTAL **			
	617786.00	1159244.00	
** 1983 TOTAL **			
	8809105.00	12699251.00	

Figure 20.1

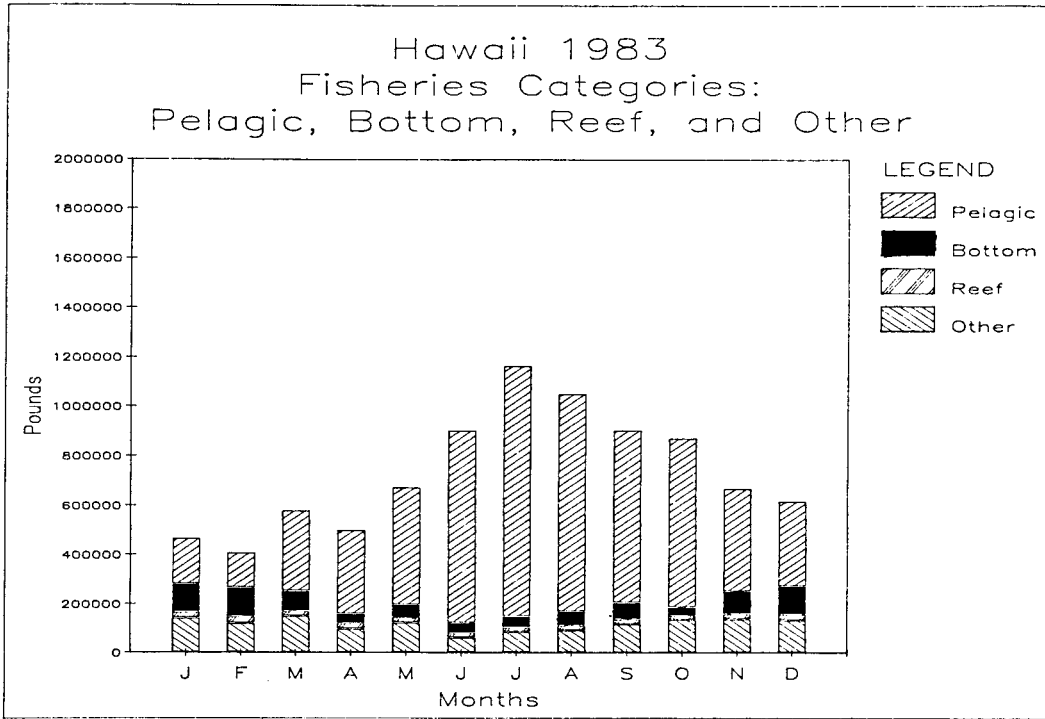


Figure 20.2

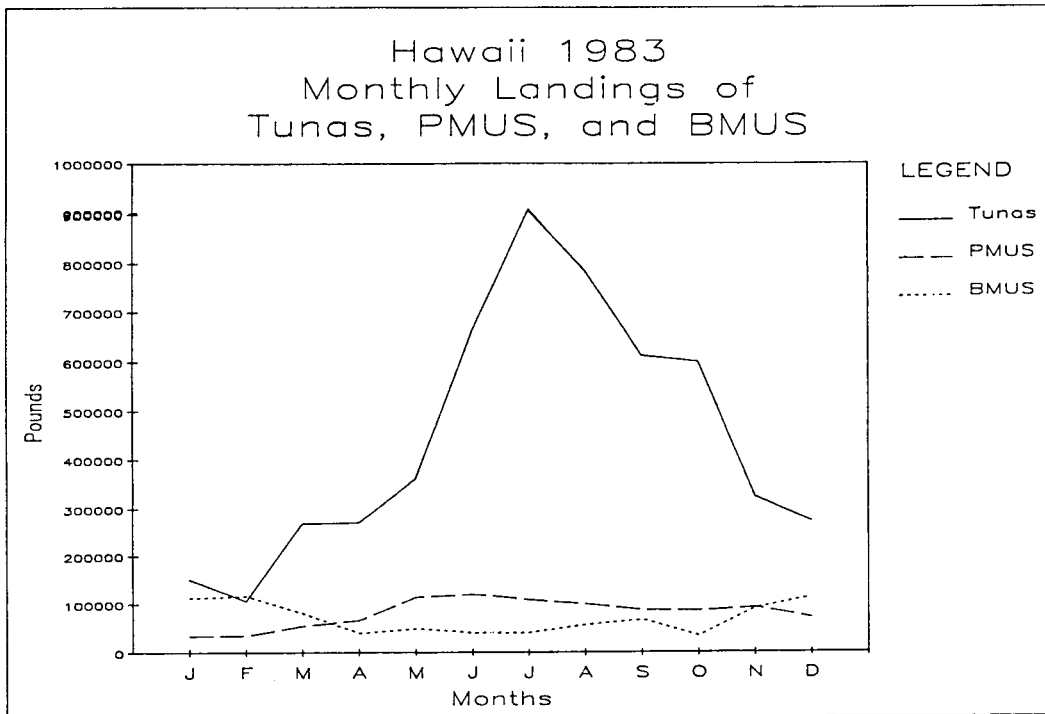


Figure 20.3

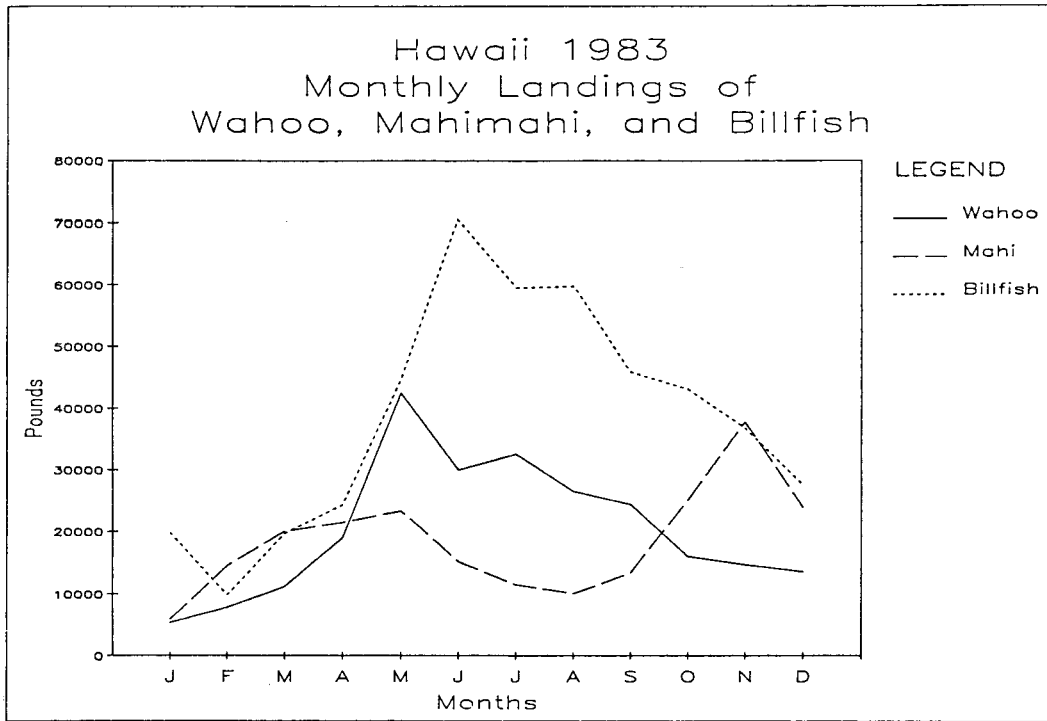


Figure 20.4

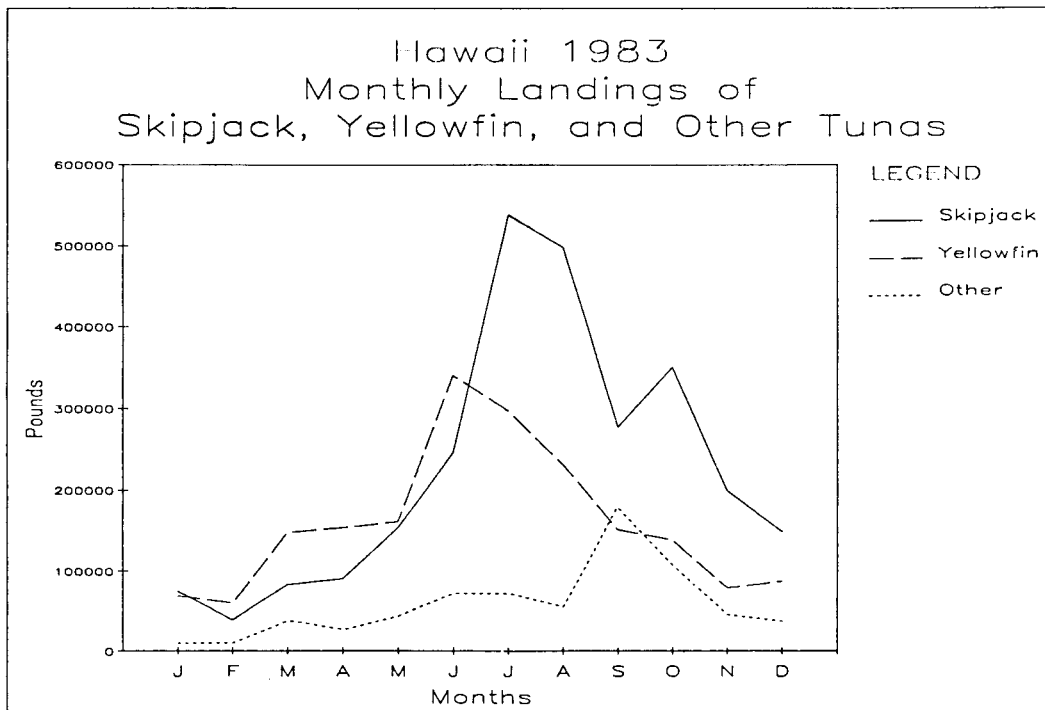


Table 15.1

HAWAII 1984 ANNUAL COMMERCIAL LANDINGS
FISH PURCHASES BY SPECIES

SPECIES	POUNDS	VALUE	AVE \$/#
MISCELLANEOUS	19102.00	34707.00	1.82
SHARKS	9152.00	6388.00	0.70
EELS	4366.00	1631.00	0.37
BIGEYE SCAD (AKULE)	534682.00	609663.00	1.14
MACKEREL SCAD	249166.00	356857.00	1.43
LEATHERBACK	418.00	348.00	0.83
ANCHOVY	21.00	15.00	0.71
TEN POUNDER	1347.00	1157.00	0.86
BONEFISH	19912.00	15852.00	0.80
MILKFISH	3055.00	3493.00	1.14
FLYING FISH	6.00	1.00	0.17
NEEDLEFISH	306.00	238.00	0.78
HALFBEAKS	10.00	5.00	0.50
THREADFIN	1362.00	4095.00	3.01
MULLET	12746.00	33504.00	2.63
POMPHRET	5100.00	6589.00	1.29
SNAKE MACKEREL	243.00	277.00	1.14
CARP	8.00	6.00	0.75
CATFISH	4.00	3.00	0.75
JACKS (DEEP WATER)	91130.00	142369.00	1.56
AMBERJACK	74972.00	54490.00	0.73
BLUE CREVALLY	13566.00	21157.00	1.56
PIG-LIPPED ULUA	26935.00	30481.00	1.13
DOBE ULUA	1638.00	2425.00	1.48
WHITE/BLACK ULUA	22151.00	46561.00	2.10
GIANT SEA BASS	57783.00	98068.00	1.70
BLUE SPOT GROUPER	445.00	1197.00	2.69
SNAPPERS	8486.00	9219.00	1.09
BLUE LINED SNAPPER	39503.00	26006.00	0.66
EHU (RED SNAPPER)	34649.00	91816.00	2.65
GINDAI (FLOWER SNAP)	4415.00	8671.00	1.96
KALIKALI (PINK SNAP)	16379.00	34272.00	2.09
LEHI (SILVERJAW)	20470.00	52088.00	2.54
ONAGA (RED SNAPPER)	111432.00	404307.00	3.63
OPAKAPAKA (PINK SNP)	340088.00	1032050.00	3.03
UKU (GRAY SNAPPER)	143134.00	353145.00	2.47
PORGY	4833.00	9704.00	2.01
REEF JACKS	334.00	793.00	2.37
SQUIRRELFISH	34931.00	73608.00	2.11
TRUMPETFISH	269.00	165.00	0.61
SCORPIONFISH	2927.00	5989.00	2.05
MOUNTAIN BASS	4966.00	8691.00	1.75
BIGEYES	4284.00	5961.00	1.39
CARDINALFISH	25.00	19.00	0.76
GOATFISH	42902.00	48885.00	1.14

Table 15.1 (cont.)

HAWAII 1984 ANNUAL COMMERCIAL LANDINGS
FISH PURCHASES BY SPECIES

SPECIES	POUNDS	VALUE	AVE \$/#
-----	-----	-----	-----
RED GOATFISH	14072.00	30876.00	2.19
WHITESADDLE GOATFISH	9700.00	40208.00	4.15
MANYBAR GOATFISH	7280.00	15526.00	2.13
BLUE GOATFISH	1768.00	7822.00	4.42
RUDDERFISH	10049.00	7271.00	0.72
BUTTERFLYFISH	95.00	18.00	0.19
DAMSELFISH	1375.00	1700.00	1.24
HAWKFISH	422.00	554.00	1.31
TILAPIA	5603.00	10435.00	1.86
WRASSE	631.00	529.00	0.84
HAWAIIAN HOGFISH	2384.00	1554.00	0.65
RAZOR WRASSE	5692.00	15444.00	2.71
RINGTAIL WRASSE	1215.00	1777.00	1.46
PARROTFISH	28434.00	34929.00	1.23
GOBIES	262.00	1434.00	5.47
SURGEON/TANGS	8722.00	6043.00	0.69
UNICORNFISH	8859.00	4822.00	0.54
CONVICT TANG	8221.00	11724.00	1.43
DUSSUMIER'S SURGEON	19482.00	14789.00	0.76
RING-TAILED SURGEON	4056.00	3234.00	0.80
FLOUNDERS	31.00	19.00	0.61
TRIGGERFISH	236.00	493.00	2.09
FILEFISH	1376.00	923.00	0.67
PUFFERFISH	123.00	141.00	1.15
RAINBOW RUNNER	6666.00	7263.00	1.09
DOLPHIN (MAHIMAHI)	236635.00	793309.00	3.35
BARRACUDAS	10734.00	11241.00	1.05
WAHOO	256513.00	659954.00	2.57
JAPANESE MACKEREL	22.00	36.00	1.64
TUNAS	122.00	152.00	1.25
SKIPJACK TUNA	3585149.00	2889219.00	0.81
YELLOWFIN TUNA	1914996.00	3160657.00	1.65
ALBACORE	266586.00	222677.00	0.84
BIGEYE TUNA	121796.00	288494.00	2.37
KAWAKAWA	27368.00	22657.00	0.83
FRIGATE TUNA	82.00	41.00	0.50
BILLFISH	495.00	333.00	0.67
BROADBILL SWORDFISH	21640.00	49699.00	2.30
BLUE MARLIN	302051.00	227842.00	0.75
BLACK MARLIN	8202.00	9793.00	1.19
STRIPED MARLIN	73296.00	112258.00	1.53
SHORTNOSE SPEARFISH	24397.00	37014.00	1.52
SAILFISH	2161.00	2652.00	1.23
OCEAN MOONFISH	10643.00	7785.00	0.73
SPINY LOBSTER	218444.00	1614303.00	7.39

Table 15.1 (cont.)

HAWAII 1984 ANNUAL COMMERCIAL LANDINGS
FISH PURCHASES BY SPECIES

SPECIES	POUNDS	VALUE	AVE \$/#
SLIPPER LOBSTER	51052.00	257844.00	5.05
CRABS	1574.00	5122.00	3.25
KONA CRAB	23442.00	67537.00	2.88
WHITE CRAB	5951.00	19765.00	3.32
SHRIMP (FRESHWATER)	90.00	1468.00	16.31
SHRIMP (SALTWATER)	275316.00	420242.00	1.53
OCTOPUS	14936.00	32874.00	2.20
SQUID	10723.00	14390.00	1.34
LIMPETS (SALTWATER)	5629.00	14230.00	2.53
STONEY CORALS	8435.00	9600.00	1.14
PRECIOUS CORALS	88.00	1408.00	16.00
SEA CUCUMBERS	34.00	85.00	2.50
ALGAE	15229.00	24789.00	1.63
** 1984 TOTAL **	9604238.00	14835964.00	

Table 15.2

HAWAII 1984 COMMERCIAL LANDINGS NOT SOLD
FISH PURCHASES BY SPECIES

SPECIES	POUNDS	VALUE	AVE \$/#
SHARKS	2754.00	0.00	0.00
EELS	309.00	0.00	0.00
BIGEYE SCAD (AKULE)	54763.00	0.00	0.00
MACKEREL SCAD	9162.00	0.00	0.00
LEATHERBACK	114.00	0.00	0.00
ANCHOVY	3.00	0.00	0.00
TEN POUNDER	238.00	0.00	0.00
BONEFISH	1263.00	0.00	0.00
MILKFISH	150.00	0.00	0.00
FLYING FISH	3.00	0.00	0.00
NEEDLEFISH	109.00	0.00	0.00
THREADFIN	246.00	0.00	0.00
MULLET	675.00	0.00	0.00
POMPHRET	179.00	0.00	0.00
SNAKE MACKEREL	180.00	0.00	0.00
JACKS (DEEP WATER)	7223.00	0.00	0.00
AMBERJACK	10002.00	0.00	0.00
BLUE CREVALLY	334.00	0.00	0.00
PIG-LIPPED ULUA	110.00	0.00	0.00
DOBE ULUA	15.00	0.00	0.00
WHITE/BLACK ULUA	1442.00	0.00	0.00
GIANT SEA BASS	1463.00	0.00	0.00
SNAPPERS	3149.00	0.00	0.00
BLUE LINED SNAPPER	2896.00	0.00	0.00
EHU (RED SNAPPER)	2543.00	0.00	0.00
GINDAI (FLOWER SNAP)	461.00	0.00	0.00
KALIKALI (PINK SNAP)	2023.00	0.00	0.00
LEHI (SILVERJAW)	971.00	0.00	0.00
ONAGA (RED SNAPPER)	4299.00	0.00	0.00
OPAKAPAKA (PINK SNP)	9776.00	0.00	0.00
UKU (GRAY SNAPPER)	4265.00	0.00	0.00
PORGY	356.00	0.00	0.00
REEF JACKS	29.00	0.00	0.00
SQUIRRELFISH	2390.00	0.00	0.00
TRUMPETFISH	62.00	0.00	0.00
SCORPIONFISH	254.00	0.00	0.00
MOUNTAIN BASS	450.00	0.00	0.00
BIGEYES	461.00	0.00	0.00
CARDINALFISH	10.00	0.00	0.00
GOATFISH	3018.00	0.00	0.00
RED GOATFISH	1269.00	0.00	0.00
WHITESADDLE GOATFISH	590.00	0.00	0.00
MANYBAR GOATFISH	646.00	0.00	0.00
BLUE GOATFISH	98.00	0.00	0.00
RUDDERFISH	946.00	0.00	0.00
BUTTERFLYFISH	12.00	0.00	0.00
DAMSELFISH	15.00	0.00	0.00

Table 15.2 (cont.)

HAWAII 1984 COMMERCIAL LANDINGS NOT SOLD
FISH PURCHASES BY SPECIES

SPECIES	POUNDS	VALUE	AVE \$/#
HAWKFISH	122.00	0.00	0.00
TILAPIA	4.00	0.00	0.00
WRASSE	117.00	0.00	0.00
HAWAIIAN HOGFISH	470.00	0.00	0.00
RAZOR WRASSE	953.00	0.00	0.00
RINGTAIL WRASSE	53.00	0.00	0.00
PARROTFISH	2011.00	0.00	0.00
GOBIES	10.00	0.00	0.00
SURGEON/TANGS	336.00	0.00	0.00
UNICORNFISH	825.00	0.00	0.00
CONVICT TANG	1557.00	0.00	0.00
DUSSUMIER'S SURGEON	784.00	0.00	0.00
RING-TAILED SURGEON	28.00	0.00	0.00
TRIGGERFISH	353.00	0.00	0.00
FILEFISH	64.00	0.00	0.00
PUFFERFISH	6.00	0.00	0.00
RAINBOW RUNNER	392.00	0.00	0.00
DOLPHIN (MAHIMAHI)	15141.00	0.00	0.00
BARRACUDAS	2497.00	0.00	0.00
WAHOO	15761.00	0.00	0.00
JAPANESE MACKEREL	9.00	0.00	0.00
TUNAS	13.00	0.00	0.00
SKIPJACK TUNA	67103.00	0.00	0.00
YELLOWFIN TUNA	94931.00	0.00	0.00
ALBACORE	3195.00	0.00	0.00
BIGEYE TUNA	1558.00	0.00	0.00
KAWAKAWA	7384.00	0.00	0.00
FRIGATE TUNA	1.00	0.00	0.00
BROADBILL SWORDFISH	494.00	0.00	0.00
BLUE MARLIN	45743.00	0.00	0.00
BLACK MARLIN	3370.00	0.00	0.00
STRIPED MARLIN	6630.00	0.00	0.00
SHORTNOSE SPEARFISH	3803.00	0.00	0.00
SAILFISH	379.00	0.00	0.00
SPINY LOBSTER	5998.00	0.00	0.00
SLIPPER LOBSTER	29418.00	0.00	0.00
CRABS	412.00	0.00	0.00
KONA CRAB	5639.00	0.00	0.00
WHITE CRAB	171.00	0.00	0.00
SHRIMP (FRESHWATER)	120.00	0.00	0.00
SHRIMP (SALTWATER)	232.00	0.00	0.00
OCTOPUS	5518.00	0.00	0.00
SQUID	868.00	0.00	0.00
LIMPETS (SALTWATER)	269.00	0.00	0.00
PRECIOUS CORALS	3040.00	0.00	0.00
ALGAE	541.00	0.00	0.00
** 1984 TOTAL **	460845.00	0.00	

Table 15.3

HAWAII JANUARY 1984 COMMERCIAL LANDINGS
FISH PURCHASES BY SPECIES

SPECIES	POUNDS	VALUE	AVE \$/#
MISCELLANEOUS	384.00	1143.00	2.98
SHARKS	572.00	386.00	0.67
EELS	159.00	74.00	0.47
BIGEYE SCAD (AKULE)	100666.00	107962.00	1.07
MACKEREL SCAD	19807.00	25391.00	1.28
LEATHERBACK	37.00	30.00	0.81
TEN POUNDER	220.00	193.00	0.88
BONEFISH	1335.00	1051.00	0.79
MILKFISH	5.00	1.00	0.20
NEEDLEFISH	12.00	3.00	0.25
THREADFIN	19.00	66.00	3.47
MULLET	720.00	2000.00	2.78
POMPHRET	405.00	489.00	1.21
JACKS (DEEP WATER)	7760.00	15376.00	1.98
AMBERJACK	7270.00	4906.00	0.67
BLUE CREVALLY	193.00	365.00	1.89
PIG-LIPPED ULUA	1068.00	1445.00	1.35
DOBE ULUA	383.00	580.00	1.51
WHITE/BLACK ULUA	1751.00	5005.00	2.86
GIANT SEA BASS	5137.00	9032.00	1.76
SNAPPERS	520.00	352.00	0.68
BLUE LINED SNAPPER	3235.00	1885.00	0.58
EHU (RED SNAPPER)	3063.00	9046.00	2.95
GINDAI (FLOWER SNAP)	313.00	688.00	2.20
KALIKALI (PINK SNAP)	1953.00	4433.00	2.27
LEHI (SILVERJAW)	2719.00	6616.00	2.43
ONAGA (RED SNAPPER)	8403.00	31635.00	3.76
OPAKAPAKA (PINK SNP)	31786.00	101410.00	3.19
UKU (GRAY SNAPPER)	9157.00	25459.00	2.78
PORGY	277.00	840.00	3.03
REEF JACKS	14.00	29.00	2.07
SQUIRRELFISH	1208.00	2593.00	2.15
TRUMPETFISH	97.00	47.00	0.48
SCORPIONFISH	92.00	173.00	1.88
MOUNTAIN BASS	468.00	903.00	1.93
BIGEYES	150.00	184.00	1.23
GOATFISH	3515.00	3959.00	1.13
RED GOATFISH	1776.00	5325.00	3.00
WHITESADDLE GOATFISH	502.00	2100.00	4.18
MANYBAR GOATFISH	697.00	1663.00	2.39
BLUE GOATFISH	226.00	1268.00	5.61
RUDDERFISH	391.00	330.00	0.84
BUTTERFLYFISH	13.00	1.00	0.08
DAMSELFISH	17.00	20.00	1.18

Table 15.3 (cont.)

HAWAII JANUARY 1984 COMMERCIAL LANDINGS
FISH PURCHASES BY SPECIES

SPECIES	POUNDS	VALUE	AVE \$/#
HAWKFISH	9.00	6.00	0.67
TILAPIA	325.00	566.00	1.74
WRASSE	31.00	12.00	0.39
HAWAIIAN HOGFISH	216.00	341.00	1.58
RAZOR WRASSE	429.00	1118.00	2.61
RINGTAIL WRASSE	41.00	132.00	3.22
PARROTFISH	1040.00	1185.00	1.14
SURGEON/TANGS	315.00	152.00	0.48
UNICORNFISH	657.00	378.00	0.58
CONVICT TANG	934.00	1394.00	1.49
DUSSUMIER'S SURGEON	1282.00	1362.00	1.06
RING-TAILED SURGEON	121.00	88.00	0.73
TRIGGERFISH	20.00	23.00	1.15
FILEFISH	147.00	72.00	0.49
RAINBOW RUNNER	762.00	774.00	1.02
DOLPHIN (MAHIMAHI)	13477.00	51785.00	3.84
BARRACUDAS	1578.00	1373.00	0.87
WAHOO	10062.00	36414.00	3.62
SKIPJACK TUNA	81087.00	100912.00	1.24
YELLOWFIN TUNA	82271.00	145811.00	1.77
ALBACORE	225.00	551.00	2.45
BIGEYE TUNA	12625.00	20136.00	1.59
KAWAKAWA	5665.00	3882.00	0.69
BROADBILL SWORDFISH	102.00	303.00	2.97
BLUE MARLIN	10813.00	12371.00	1.14
BLACK MARLIN	782.00	1734.00	2.22
STRIPED MARLIN	3820.00	6394.00	1.67
SHORTNOSE SPEARFISH	1342.00	1874.00	1.40
SAILFISH	42.00	65.00	1.55
SPINY LOBSTER	6183.00	29445.00	4.76
SLIPPER LOBSTER	11.00	44.00	4.00
CRABS	59.00	227.00	3.85
KONA CRAB	2332.00	5625.00	2.41
WHITE CRAB	87.00	261.00	3.00
SHRIMP (FRESHWATER)	10.00	150.00	15.00
SHRIMP (SALTWATER)	24919.00	108093.00	4.34
OCTOPUS	1016.00	2289.00	2.25
SQUID	29.00	48.00	1.66
LIMPETS (SALTWATER)	186.00	414.00	2.23
STONEY CORALS	1400.00	1300.00	0.93
ALGAE	1352.00	1861.00	1.38
** SUBTOTAL **	486299.00	917422.00	

Table 15.4

HAWAII FEBRUARY 1984 COMMERCIAL LANDINGS
FISH PURCHASES BY SPECIES

SPECIES	POUNDS	VALUE	AVE \$/#
-----	-----	-----	-----
MISCELLANEOUS	344.00	464.00	1.35
SHARKS	826.00	416.00	0.50
EELS	387.00	148.00	0.38
BIGEYE SCAD (AKULE)	63185.00	66775.00	1.06
MACKEREL SCAD	15493.00	21925.00	1.42
LEATHERBACK	14.00	10.00	0.71
TEN POUNDER	33.00	33.00	1.00
BONEFISH	2342.00	1229.00	0.52
MILKFISH	54.00	46.00	0.85
NEEDLEFISH	42.00	18.00	0.43
THREADFIN	74.00	261.00	3.53
MULLET	659.00	1746.00	2.65
POMPHRET	228.00	386.00	1.69
CARP	8.00	6.00	0.75
JACKS (DEEP WATER)	6924.00	12903.00	1.86
AMBERJACK	8611.00	8028.00	0.93
BLUE CREVALLY	368.00	817.00	2.22
PIG-LIPPED ULUA	1442.00	2542.00	1.76
DOBE ULUA	177.00	283.00	1.60
WHITE/BLACK ULUA	2858.00	7603.00	2.66
GIANT SEA BASS	4267.00	7760.00	1.82
BLUE SPOT GROUPER	13.00	18.00	1.38
SNAPPERS	26.00	47.00	1.81
BLUE LINED SNAPPER	5517.00	3697.00	0.67
EHU (RED SNAPPER)	2298.00	6830.00	2.97
GINDAI (FLOWER SNAP)	208.00	445.00	2.14
KALIKALI (PINK SNAP)	1008.00	2630.00	2.61
LEHI (SILVERJAW)	1163.00	3312.00	2.85
ONAGA (RED SNAPPER)	7735.00	27840.00	3.60
OPAKAPAKA (PINK SNP)	23548.00	90183.00	3.83
UKU (GRAY SNAPPER)	8675.00	25431.00	2.93
PORGY	56.00	118.00	2.11
REEF JACKS	3.00	6.00	2.00
SQUIRRELFISH	1738.00	3523.00	2.03
SCORPIONFISH	114.00	327.00	2.87
MOUNTAIN BASS	508.00	1008.00	1.98
BIGEYES	220.00	353.00	1.60
CARDINALFISH	2.00	3.00	1.50
GOATFISH	6016.00	6995.00	1.16
RED GOATFISH	1524.00	3725.00	2.44
WHITESADDLE GOATFISH	660.00	2999.00	4.54
MANYBAR GOATFISH	921.00	2340.00	2.54
BLUE GOATFISH	245.00	927.00	3.78
RUDDERFISH	505.00	414.00	0.82

Table 15.4 (cont.)

HAWAII FEBRUARY 1984 COMMERCIAL LANDINGS
FISH PURCHASES BY SPECIES

SPECIES	POUNDS	VALUE	AVE \$/#
-----	-----	-----	-----
BUTTERFLYFISH	2.00	0.00	0.00
DAMSELFISH	224.00	296.00	1.32
HAWKFISH	14.00	22.00	1.57
TILAPIA	453.00	844.00	1.86
WRASSE	24.00	25.00	1.04
HAWAIIAN HOGFISH	210.00	83.00	0.40
RAZOR WRASSE	415.00	1085.00	2.61
RINGTAIL WRASSE	152.00	199.00	1.31
PARROTFISH	1461.00	1840.00	1.26
SURGEON/TANGS	413.00	255.00	0.62
UNICORNFISH	1391.00	1150.00	0.83
CONVICT TANG	1653.00	1911.00	1.16
DUSSUMIER'S SURGEON	814.00	656.00	0.81
RING-TAILED SURGEON	1.00	3.00	3.00
TRIGGERFISH	16.00	22.00	1.38
FILEFISH	208.00	92.00	0.44
PUFFERFISH	18.00	4.00	0.22
RAINBOW RUNNER	1207.00	1364.00	1.13
DOLPHIN (MAHIMAHI)	26643.00	98114.00	3.68
BARRACUDAS	1126.00	1286.00	1.14
WAHOO	7202.00	27014.00	3.75
SKIPJACK TUNA	97297.00	137288.00	1.41
YELLOWFIN TUNA	92279.00	207581.00	2.25
ALBACORE	112.00	272.00	2.43
BIGEYE TUNA	17599.00	48826.00	2.77
KAWAKAWA	3624.00	3425.00	0.95
FRIGATE TUNA	12.00	4.00	0.33
BROADBILL SWORDFISH	142.00	300.00	2.11
BLUE MARLIN	12920.00	16993.00	1.32
BLACK MARLIN	465.00	926.00	1.99
STRIPED MARLIN	10158.00	18741.00	1.84
SHORTNOSE SPEARFISH	721.00	1331.00	1.85
OCEAN MOONFISH	317.00	204.00	0.64
SPINY LOBSTER	9592.00	40130.00	4.18
SLIPPER LOBSTER	534.00	2404.00	4.50
CRABS	48.00	178.00	3.71
KONA CRAB	1412.00	3794.00	2.69
WHITE CRAB	123.00	417.00	3.39
SHRIMP (FRESHWATER)	15.00	270.00	18.00
SHRIMP (SALTWATER)	37949.00	21759.00	0.57
OCTOPUS	1019.00	2585.00	2.54
SQUID	28.00	55.00	1.96
LIMPETS (SALTWATER)	441.00	1032.00	2.34
STONEY CORALS	150.00	350.00	2.33
ALGAE	1661.00	2166.00	1.30
** SUBTOTAL **	503304.00	963866.00	

IV.171

Table 15.5

HAWAII MARCH 1984 COMMERCIAL LANDINGS
FISH PURCHASES BY SPECIES

SPECIES	POUNDS	VALUE	AVE \$/#
-----	-----	-----	-----
MISCELLANEOUS	398.00	403.00	1.01
SHARKS	1293.00	921.00	0.71
EELS	326.00	109.00	0.33
BIGEYE SCAD (AKULE)	120016.00	134791.00	1.12
MACKEREL SCAD	22109.00	26784.00	1.21
LEATHERBACK	52.00	59.00	1.13
TEN POUNDER	62.00	37.00	0.60
BONEFISH	1558.00	1350.00	0.87
MILKFISH	72.00	47.00	0.65
NEEDLEFISH	39.00	10.00	0.26
THREADFIN	77.00	229.00	2.97
MULLET	1597.00	3982.00	2.49
POMPHRET	151.00	171.00	1.13
SNAKE MACKEREL	22.00	6.00	0.27
JACKS (DEEP WATER)	7941.00	11996.00	1.51
AMBERJACK	10285.00	7375.00	0.72
BLUE CREVALLY	502.00	889.00	1.77
PIG-LIPPED ULUA	1286.00	1650.00	1.28
DOBE ULUA	18.00	27.00	1.50
WHITE/BLACK ULUA	2898.00	4475.00	1.54
GIANT SEA BASS	3940.00	6369.00	1.62
BLUE SPOT GROUPER	14.00	25.00	1.79
SNAPPERS	89.00	193.00	2.17
BLUE LINED SNAPPER	2245.00	1638.00	0.73
EHU (RED SNAPPER)	3326.00	9190.00	2.76
GINDAI (FLOWER SNAP)	362.00	654.00	1.81
KALIKALI (PINK SNAP)	891.00	2300.00	2.58
LEHI (SILVERJAW)	1424.00	3976.00	2.79
ONAGA (RED SNAPPER)	7153.00	30124.00	4.21
OPAKAPAKA (PINK SNP)	20952.00	60656.00	2.89
UKU (GRAY SNAPPER)	8479.00	22515.00	2.66
PORGY	486.00	1074.00	2.21
REEF JACKS	6.00	14.00	2.33
SQUIRRELFISH	3388.00	7456.00	2.20
TRUMPETFISH	8.00	7.00	0.88
SCORPIONFISH	141.00	391.00	2.77
MOUNTAIN BASS	568.00	1093.00	1.92
BIGEYES	260.00	300.00	1.15
GOATFISH	4082.00	4444.00	1.09
RED GOATFISH	691.00	1642.00	2.38
WHITESADDLE GOATFISH	610.00	2708.00	4.44
MANYBAR GOATFISH	781.00	1516.00	1.94
BLUE GOATFISH	130.00	564.00	4.34
RUDDERFISH	2792.00	1605.00	0.57
BUTTERFLYFISH	6.00	0.00	0.00
DAMSELFISH	14.00	17.00	1.21

Table 15.5 (cont.)

HAWAII MARCH 1984 COMMERCIAL LANDINGS
FISH PURCHASES BY SPECIES

SPECIES	POUNDS	VALUE	AVE \$/#
-----	-----	-----	-----
HAWKFISH	29.00	43.00	1.48
TILAPIA	617.00	905.00	1.47
WRASSE	90.00	91.00	1.01
HAWAIIAN HOGFISH	177.00	105.00	0.59
RAZOR WRASSE	563.00	1397.00	2.48
RINGTAIL WRASSE	115.00	173.00	1.50
PARROTFISH	4670.00	6793.00	1.45
SURGEON/TANGS	570.00	308.00	0.54
UNICORNFISH	181.00	109.00	0.60
CONVICT TANG	771.00	1068.00	1.39
DUSSUMIER'S SURGEON	1294.00	1067.00	0.82
RING-TAILED SURGEON	224.00	168.00	0.75
TRIGGERFISH	2.00	8.00	4.00
FILEFISH	184.00	105.00	0.57
PUFFERFISH	3.00	3.00	1.00
RAINBOW RUNNER	601.00	727.00	1.21
DOLPHIN (MAHIMAHI)	30427.00	103532.00	3.40
BARRACUDAS	1134.00	1144.00	1.01
WAHOO	12830.00	41204.00	3.21
JAPANESE MACKEREL	5.00	6.00	1.20
SKIPJACK TUNA	230107.00	196426.00	0.85
YELLOWFIN TUNA	163535.00	264750.00	1.62
ALBACORE	1138.00	1434.00	1.26
BIGEYE TUNA	14831.00	44652.00	3.01
KAWAKAWA	9154.00	7988.00	0.87
FRIGATE TUNA	70.00	37.00	0.53
BROADBILL SWORDFISH	586.00	1540.00	2.63
BLUE MARLIN	17832.00	16753.00	0.94
BLACK MARLIN	2633.00	2689.00	1.02
STRIPED MARLIN	12210.00	17606.00	1.44
SHORTNOSE SPEARFISH	1831.00	2595.00	1.42
SAILFISH	57.00	66.00	1.16
OCEAN MOONFISH	1016.00	397.00	0.39
SPINY LOBSTER	7366.00	44618.00	6.06
SLIPPER LOBSTER	1409.00	6678.00	4.74
CRABS	90.00	338.00	3.76
KONA CRAB	1657.00	4797.00	2.89
WHITE CRAB	530.00	1809.00	3.41
SHRIMP (FRESHWATER)	5.00	60.00	12.00
SHRIMP (SALTWATER)	66825.00	34017.00	0.51
OCTOPUS	747.00	1553.00	2.08
SQUID	144.00	275.00	1.91
LIMPETS (SALTWATER)	422.00	1055.00	2.50
STONEY CORALS	1745.00	1350.00	0.77
ALGAE	1409.00	2016.00	1.43
** SUBTOTAL **	825376.00	1170237.00	

Table 15.6

HAWAII APRIL 1984 COMMERCIAL LANDINGS
FISH PURCHASES BY SPECIES

SPECIES	POUNDS	VALUE	AVE \$/#
-----	-----	-----	-----
MISCELLANEOUS	3622.00	9725.00	2.68
SHARKS	359.00	278.00	0.77
EELS	243.00	72.00	0.30
BIGEYE SCAD (AKULE)	46895.00	56057.00	1.20
MACKEREL SCAD	17765.00	24638.00	1.39
LEATHERBACK	6.00	6.00	1.00
TEN POUNDER	226.00	205.00	0.91
BONEFISH	3275.00	2929.00	0.89
MILKFISH	1033.00	1303.00	1.26
NEEDLEFISH	6.00	1.00	0.17
THREADFIN	144.00	421.00	2.92
MULLET	618.00	1506.00	2.44
POMPHRET	172.00	278.00	1.62
SNAKE MACKEREL	3.00	1.00	0.33
JACKS (DEEP WATER)	8050.00	11903.00	1.48
AMBERJACK	6460.00	4320.00	0.67
BLUE CREVALLY	1856.00	3925.00	2.11
PIG-LIPPED ULUA	1884.00	2184.00	1.16
DOBE ULUA	158.00	210.00	1.33
WHITE/BLACK ULUA	1301.00	2662.00	2.05
GIANT SEA BASS	6048.00	10762.00	1.78
BLUE SPOT GROUPER	22.00	34.00	1.55
SNAPPERS	294.00	424.00	1.44
BLUE LINED SNAPPER	2413.00	1781.00	0.74
EHU (RED SNAPPER)	1014.00	3391.00	3.34
GINDAI (FLOWER SNAP)	183.00	406.00	2.22
KALIKALI (PINK SNAP)	298.00	722.00	2.42
LEHI (SILVERJAW)	322.00	885.00	2.75
ONAGA (RED SNAPPER)	2581.00	15465.00	5.99
OPAKAPAKA (PINK SNP)	14257.00	67364.00	4.72
UKU (GRAY SNAPPER)	9009.00	24601.00	2.73
PORGY	219.00	504.00	2.30
REEF JACKS	4.00	2.00	0.50
SQUIRRELFISH	1979.00	3856.00	1.95
SCORPIONFISH	161.00	484.00	3.01
MOUNTAIN BASS	248.00	499.00	2.01
BIGEYES	184.00	266.00	1.45
GOATFISH	4147.00	4875.00	1.18
RED GOATFISH	494.00	1295.00	2.62
WHITESADDLE GOATFISH	370.00	1574.00	4.25
MANYBAR GOATFISH	520.00	1063.00	2.04
BLUE GOATFISH	85.00	382.00	4.49

Table 15.6 (cont.)

HAWAII APRIL 1984 COMMERCIAL LANDINGS
FISH PURCHASES BY SPECIES

SPECIES	POUNDS	VALUE	AVE \$/#
RUDDERFISH	1231.00	1190.00	0.97
HAWKFISH	11.00	17.00	1.55
TILAPIA	706.00	1136.00	1.61
WRASSE	51.00	136.00	2.67
HAWAIIAN HOGFISH	44.00	23.00	0.52
RAZOR WRASSE	319.00	878.00	2.75
RINGTAIL WRASSE	104.00	202.00	1.94
PARROTFISH	973.00	1200.00	1.23
SURGEON/TANGS	484.00	472.00	0.98
UNICORNFISH	388.00	198.00	0.51
CONVICT TANG	638.00	845.00	1.32
DUSSUMIER'S SURGEON	1376.00	1004.00	0.73
RING-TAILED SURGEON	675.00	654.00	0.97
FLOUNDERS	4.00	4.00	1.00
TRIGGERFISH	86.00	169.00	1.97
FILEFISH	112.00	67.00	0.60
RAINBOW RUNNER	537.00	541.00	1.01
DOLPHIN (MAHIMAHI)	27756.00	99600.00	3.59
BARRACUDAS	706.00	790.00	1.12
WAHOO	17947.00	61525.00	3.43
SKIPJACK TUNA	212109.00	211673.00	1.00
YELLOWFIN TUNA	120574.00	254250.00	2.11
ALBACORE	5636.00	9212.00	1.63
BIGEYE TUNA	13840.00	46844.00	3.38
KAWAKAWA	1362.00	1092.00	0.80
BILLFISH	330.00	135.00	0.41
BROADBILL SWORDFISH	1165.00	3412.00	2.93
BLUE MARLIN	17669.00	17650.00	1.00
BLACK MARLIN	729.00	1025.00	1.41
STRIPED MARLIN	10158.00	21109.00	2.08
SHORTNOSE SPEARFISH	2193.00	4415.00	2.01
OCEAN MOONFISH	427.00	307.00	0.72
SPINY LOBSTER	15513.00	95434.00	6.15
SLIPPER LOBSTER	3017.00	12822.00	4.25
CRABS	165.00	527.00	3.19
KONA CRAB	1200.00	3609.00	3.01
WHITE CRAB	151.00	461.00	3.05
SHRIMP (SALTWATER)	25213.00	12040.00	0.48
OCTOPUS	837.00	1865.00	2.23
SQUID	53.00	100.00	1.89
LIMPETS (SALTWATER)	445.00	1205.00	2.71
STONEY CORALS	1560.00	1460.00	0.94
ALGAE	1297.00	2544.00	1.96
** SUBTOTAL **	628719.00	1137101.00	

Table 15.7

HAWAII MAY 1984 COMMERCIAL LANDINGS
FISH PURCHASES BY SPECIES

SPECIES	POUNDS	VALUE	AVE \$/#
-----	-----	-----	-----
MISCELLANEOUS	4442.00	10886.00	2.45
SHARKS	867.00	516.00	0.60
EELS	466.00	183.00	0.39
BIGEYE SCAD (AKULE)	39327.00	47577.00	1.21
MACKEREL SCAD	21123.00	27141.00	1.28
LEATHERBACK	66.00	38.00	0.58
TEN POUNDER	225.00	208.00	0.92
BONEFISH	154.00	149.00	0.97
MILKFISH	409.00	427.00	1.04
FLYING FISH	6.00	1.00	0.17
NEEDLEFISH	6.00	4.00	0.67
THREADFIN	386.00	1108.00	2.87
MULLET	973.00	2963.00	3.05
POMPHRET	226.00	255.00	1.13
CATFISH	4.00	3.00	0.75
JACKS (DEEP WATER)	7306.00	12089.00	1.65
AMBERJACK	4836.00	3158.00	0.65
BLUE CREVALLY	3700.00	4408.00	1.19
PIG-LIPPED ULUA	2271.00	2177.00	0.96
DOBE ULUA	7.00	3.00	0.43
WHITE/BLACK ULUA	2348.00	4901.00	2.09
GIANT SEA BASS	2983.00	4928.00	1.65
BLUE SPOT GROUPER	25.00	52.00	2.08
SNAPPERS	188.00	539.00	2.87
BLUE LINED SNAPPER	4908.00	2515.00	0.51
EHU (RED SNAPPER)	2472.00	7046.00	2.85
GINDAI (FLOWER SNAP)	351.00	537.00	1.53
KALIKALI (PINK SNAP)	777.00	2012.00	2.59
LEHI (SILVERJAW)	311.00	769.00	2.47
ONAGA (RED SNAPPER)	4680.00	19867.00	4.25
OPAKAPAKA (PINK SNP)	15217.00	45624.00	3.00
UKU (GRAY SNAPPER)	24483.00	51065.00	2.09
PORGY	1529.00	3167.00	2.07
REEF JACKS	59.00	140.00	2.37
SQUIRRELFISH	3240.00	6895.00	2.13
SCORPIONFISH	129.00	277.00	2.15
MOUNTAIN BASS	1138.00	1854.00	1.63
BIGEYES	346.00	504.00	1.46
GOATFISH	4369.00	3984.00	0.91
RED GOATFISH	617.00	1147.00	1.86
WHITESADDLE GOATFISH	832.00	3606.00	4.33
MANYBAR GOATFISH	695.00	1314.00	1.89
BLUE GOATFISH	130.00	572.00	4.40
RUDDERFISH	1079.00	952.00	0.88

Table 15.7 (cont.)

HAWAII MAY 1984 COMMERCIAL LANDINGS
FISH PURCHASES BY SPECIES

SPECIES	POUNDS	VALUE	AVE \$/#
BUTTERFLYFISH	1.00	0.00	0.00
DAMSELFISH	35.00	42.00	1.20
HAWKFISH	58.00	63.00	1.09
TILAPIA	336.00	661.00	1.97
WRASSE	47.00	33.00	0.70
HAWAIIAN HOGFISH	145.00	61.00	0.42
RAZOR WRASSE	384.00	994.00	2.59
RINGTAIL WRASSE	131.00	209.00	1.60
PARROTFISH	3006.00	5055.00	1.68
SURGEON/TANGS	675.00	552.00	0.82
UNICORNFISH	291.00	147.00	0.51
CONVICT TANG	506.00	613.00	1.21
DUSSUMIER'S SURGEON	1430.00	1259.00	0.88
RING-TAILED SURGEON	677.00	434.00	0.64
TRIGGERFISH	37.00	70.00	1.89
FILEFISH	136.00	83.00	0.61
PUFFERFISH	30.00	30.00	1.00
RAINBOW RUNNER	845.00	765.00	0.91
DOLPHIN (MAHIMAHI)	24052.00	71954.00	2.99
BARRACUDAS	636.00	837.00	1.32
WAHOO	27659.00	72437.00	2.62
SKIPJACK TUNA	256167.00	240351.00	0.94
YELLOWFIN TUNA	182862.00	332592.00	1.82
ALBACORE	14103.00	19015.00	1.35
BIGEYE TUNA	5790.00	15671.00	2.71
KAWAKAWA	1895.00	1163.00	0.61
BROADBILL SWORDFISH	5106.00	12127.00	2.38
BLUE MARLIN	14538.00	11886.00	0.82
STRIPED MARLIN	12294.00	15655.00	1.27
SHORTNOSE SPEARFISH	3664.00	5242.00	1.43
SAILFISH	188.00	278.00	1.48
OCEAN MOONFISH	1066.00	424.00	0.40
SPINY LOBSTER	1053.00	4931.00	4.68
SLIPPER LOBSTER	88.00	424.00	4.82
CRABS	203.00	683.00	3.36
KONA CRAB	3371.00	9882.00	2.93
WHITE CRAB	170.00	471.00	2.77
SHRIMP (FRESHWATER)	37.00	579.00	15.65
SHRIMP (SALTWATER)	5813.00	11776.00	2.03
OCTOPUS	988.00	2222.00	2.25
SQUID	264.00	536.00	2.03
LIMPETS (SALTWATER)	911.00	2521.00	2.77
STONEY CORALS	1330.00	1400.00	1.05
ALGAE	1768.00	2807.00	1.59
** SUBTOTAL **	734492.00	1126496.00	

Table 15.8

HAWAII JUNE 1984 COMMERCIAL LANDINGS
FISH PURCHASES BY SPECIES

SPECIES	POUNDS	VALUE	AVE \$/#
MISCELLANEOUS	5756.00	5957.00	1.03
SHARKS	1128.00	693.00	0.61
EELS	873.00	287.00	0.33
BIGEYE SCAD (AKULE)	38288.00	38798.00	1.01
MACKEREL SCAD	16689.00	22827.00	1.37
LEATHERBACK	24.00	34.00	1.42
TEN POUNDER	178.00	126.00	0.71
BONEFISH	408.00	412.00	1.01
MILKFISH	348.00	373.00	1.07
NEEDLEFISH	55.00	40.00	0.73
THREADFIN	114.00	322.00	2.82
MULLET	1262.00	2734.00	2.17
POMPHRET	59.00	30.00	0.51
JACKS (DEEP WATER)	8723.00	12520.00	1.44
AMBERJACK	3279.00	2376.00	0.72
BLUE CREVALLY	1219.00	1911.00	1.57
PIG-LIPPED ULUA	289.00	313.00	1.08
DOBE ULUA	30.00	25.00	0.83
WHITE/BLACK ULUA	693.00	1091.00	1.57
GIANT SEA BASS	920.00	1665.00	1.81
BLUE SPOT GROUPER	22.00	44.00	2.00
SNAPPERS	409.00	1069.00	2.61
BLUE LINED SNAPPER	3843.00	2207.00	0.57
EHU (RED SNAPPER)	1800.00	5702.00	3.17
GINDAI (FLOWER SNAP)	98.00	208.00	2.12
KALIKALI (PINK SNAP)	357.00	901.00	2.52
LEHI (SILVERJAW)	377.00	976.00	2.59
ONAGA (RED SNAPPER)	3803.00	16503.00	4.34
OPAKAPAKA (PINK SNP)	12233.00	39039.00	3.19
UKU (GRAY SNAPPER)	15806.00	31958.00	2.02
PORGY	228.00	433.00	1.90
REEF JACKS	107.00	266.00	2.49
SQUIRRELFISH	2808.00	6584.00	2.34
SCORPIONFISH	239.00	526.00	2.20
MOUNTAIN BASS	221.00	537.00	2.43
BIGEYES	313.00	463.00	1.48
CARDINALFISH	1.00	1.00	1.00
GOATFISH	2025.00	2314.00	1.14
RED GOATFISH	535.00	1002.00	1.87
WHITESADDLE GOATFISH	706.00	3186.00	4.51
MANYBAR GOATFISH	565.00	1119.00	1.98
BLUE GOATFISH	91.00	395.00	4.34
RUDDERFISH	430.00	433.00	1.01
BUTTERFLYFISH	23.00	6.00	0.26
DAMSELFISH	87.00	44.00	0.51
HAWKFISH	22.00	35.00	1.59

Table 15.8 (cont.)

HAWAII JUNE 1984 COMMERCIAL LANDINGS
FISH PURCHASES BY SPECIES

SPECIES -----	POUNDS -----	VALUE -----	AVE \$/# -----
TILAPIA	483.00	888.00	1.84
WRASSE	20.00	13.00	0.65
HAWAIIAN HOGFISH	121.00	73.00	0.60
RAZOR WRASSE	168.00	425.00	2.53
RINGTAIL WRASSE	38.00	54.00	1.42
PARROTFISH	1497.00	1853.00	1.24
GOBIES	3.00	14.00	4.67
SURGEON/TANGS	893.00	399.00	0.45
UNICORNFISH	831.00	377.00	0.45
CONVICT TANG	289.00	263.00	0.91
DUSSUMIER'S SURGEON	1392.00	1106.00	0.79
RING-TAILED SURGEON	610.00	475.00	0.78
FLOUNDERS	2.00	2.00	1.00
TRIGGERFISH	2.00	2.00	1.00
FILEFISH	185.00	205.00	1.11
PUFFERFISH	35.00	48.00	1.37
RAINBOW RUNNER	335.00	314.00	0.94
DOLPHIN (MAHIMAHI)	11516.00	41441.00	3.60
BARRACUDAS	763.00	800.00	1.05
WAHOO	34441.00	70214.00	2.04
SKIPJACK TUNA	343089.00	194173.00	0.57
YELLOWFIN TUNA	301246.00	397130.00	1.32
ALBACORE	12788.00	12709.00	0.99
BIGEYE TUNA	6410.00	6476.00	1.01
KAWAKAWA	1913.00	1333.00	0.70
BROADBILL SWORDFISH	5982.00	14981.00	2.50
BLUE MARLIN	16697.00	8508.00	0.51
BLACK MARLIN	343.00	172.00	0.50
STRIPED MARLIN	9724.00	9174.00	0.94
SHORTNOSE SPEARFISH	1971.00	1955.00	0.99
SAILFISH	67.00	48.00	0.72
OCEAN MOONFISH	201.00	102.00	0.51
SPINY LOBSTER	62.00	248.00	4.00
CRABS	82.00	237.00	2.89
KONA CRAB	371.00	955.00	2.57
WHITE CRAB	95.00	310.00	3.26
SHRIMP (FRESHWATER)	22.00	405.00	18.41
SHRIMP (SALTWATER)	14675.00	29250.00	1.99
OCTOPUS	908.00	2100.00	2.31
SQUID	231.00	428.00	1.85
LIMPETS (SALTWATER)	600.00	1681.00	2.80
STONEY CORALS	780.00	1100.00	1.41
SEA CUCUMBERS	2.00	5.00	2.50
ALGAE	2684.00	3307.00	1.23
** SUBTOTAL **	902051.00	1014238.00	

Table 15.9

HAWAII JULY 1984 COMMERCIAL LANDINGS
FISH PURCHASES BY SPECIES

SPECIES	POUNDS	VALUE	AVE \$/#
MISCELLANEOUS	608.00	669.00	1.10
SHARKS	738.00	509.00	0.69
EELS	862.00	297.00	0.34
BIGEYE SCAD (AKULE)	40502.00	45631.00	1.13
MACKEREL SCAD	19396.00	28116.00	1.45
LEATHERBACK	50.00	33.00	0.66
TEN POUNDER	67.00	64.00	0.96
BONEFISH	2359.00	1735.00	0.74
MILKFISH	359.00	388.00	1.08
NEEDLEFISH	43.00	38.00	0.88
THREADFIN	146.00	512.00	3.51
MULLET	849.00	2248.00	2.65
POMPHRET	51.00	41.00	0.80
SNAKE MACKEREL	7.00	2.00	0.29
JACKS (DEEP WATER)	6128.00	8911.00	1.45
AMBERJACK	1751.00	1099.00	0.63
BLUE CREVALLY	917.00	1521.00	1.66
PIG-LIPPED ULUA	3825.00	3448.00	0.90
WHITE/BLACK ULUA	890.00	1281.00	1.44
GIANT SEA BASS	2759.00	4861.00	1.76
BLUE SPOT GROUPER	36.00	128.00	3.56
SNAPPERS	226.00	440.00	1.95
BLUE LINED SNAPPER	3001.00	1937.00	0.65
EHU (RED SNAPPER)	2500.00	6872.00	2.75
GINDAI (FLOWER SNAP)	257.00	575.00	2.24
KALIKALI (PINK SNAP)	770.00	1886.00	2.45
LEHI (SILVERJAW)	239.00	631.00	2.64
ONAGA (RED SNAPPER)	6377.00	24862.00	3.90
OPAKAPAKA (PINK SNP)	18133.00	53036.00	2.92
UKU (GRAY SNAPPER)	17640.00	37211.00	2.11
PORGY	203.00	323.00	1.59
REEF JACKS	13.00	37.00	2.85
SQUIRRELFISH	3582.00	7411.00	2.07
TRUMPETFISH	14.00	7.00	0.50
SCORPIONFISH	544.00	974.00	1.79
MOUNTAIN BASS	381.00	487.00	1.28
BIGEYES	271.00	439.00	1.62
GOATFISH	2598.00	2956.00	1.14
RED GOATFISH	963.00	1850.00	1.92
WHITESADDLE GOATFISH	730.00	2815.00	3.86
MANYBAR GOATFISH	672.00	1446.00	2.15
BLUE GOATFISH	76.00	341.00	4.49
RUDDERFISH	737.00	603.00	0.82
BUTTERFLYFISH	11.00	1.00	0.09
DAMSELFISH	97.00	97.00	1.00

Table 15.9 (cont.)

HAWAII JULY 1984 COMMERCIAL LANDINGS
FISH PURCHASES BY SPECIES

SPECIES	POUNDS	VALUE	AVE \$/#
HAWKFISH	14.00	19.00	1.36
TILAPIA	742.00	1654.00	2.23
WRASSE	30.00	21.00	0.70
HAWAIIAN HOGFISH	221.00	105.00	0.48
RAZOR WRASSE	582.00	1547.00	2.66
RINGTAIL WRASSE	84.00	103.00	1.23
PARROTFISH	2102.00	2395.00	1.14
SURGEON/TANGS	711.00	458.00	0.64
UNICORNFISH	561.00	244.00	0.43
CONVICT TANG	504.00	819.00	1.63
DUSSUMIER'S SURGEON	3837.00	2435.00	0.63
RING-TAILED SURGEON	391.00	298.00	0.76
FLOUNDERS	25.00	13.00	0.52
TRIGGERFISH	6.00	1.00	0.17
FILEFISH	100.00	131.00	1.31
PUFFERFISH	30.00	46.00	1.53
RAINBOW RUNNER	182.00	221.00	1.21
DOLPHIN (MAHIMAH I)	6086.00	24846.00	4.08
BARRACUDAS	903.00	865.00	0.96
WAHOO	46796.00	98217.00	2.10
JAPANESE MACKEREL	2.00	3.00	1.50
SKIPJACK TUNA	673931.00	433072.00	0.64
YELLOWFIN TUNA	343982.00	432630.00	1.26
ALBACORE	39233.00	28792.00	0.73
BIGEYE TUNA	6902.00	6649.00	0.96
KAWAKAWA	775.00	713.00	0.92
BROADBILL SWORDFISH	4854.00	9118.00	1.88
BLUE MARLIN	40773.00	17312.00	0.42
BLACK MARLIN	256.00	115.00	0.45
STRIPED MARLIN	4829.00	6143.00	1.27
SHORTNOSE SPEARFISH	2694.00	3018.00	1.12
SAILFISH	48.00	52.00	1.08
OCEAN MOONFISH	679.00	757.00	1.11
SPINY LOBSTER	45624.00	421709.00	9.24
SLIPPER LOBSTER	5033.00	35189.00	6.99
CRABS	411.00	1347.00	3.28
KONA CRAB	770.00	1886.00	2.45
SHRIMP (SALTWATER)	6946.00	14707.00	2.12
OCTOPUS	1071.00	2375.00	2.22
SQUID	1105.00	1888.00	1.71
LIMPETS (SALTWATER)	710.00	1873.00	2.64
STONEY CORALS	450.00	900.00	2.00
PRECIOUS CORALS	88.00	1408.00	16.00
ALGAE	1105.00	2653.00	2.40
** SUBTOTAL **	1388556.00	1807516.00	

Table 15.10

HAWAII AUGUST 1984 COMMERCIAL LANDINGS
FISH PURCHASES BY SPECIES

SPECIES	POUNDS	VALUE	AVE \$/#
MISCELLANEOUS	668.00	640.00	0.96
SHARKS	130.00	92.00	0.71
EELS	312.00	88.00	0.28
BIGEYE SCAD (AKULE)	16801.00	22574.00	1.34
MACKEREL SCAD	15562.00	22233.00	1.43
LEATHERBACK	19.00	14.00	0.74
ANCHOVY	21.00	15.00	0.71
TEN POUNDER	85.00	97.00	1.14
BONEFISH	1282.00	1200.00	0.94
MILKFISH	136.00	153.00	1.13
THREADFISH	89.00	362.00	4.07
MULLET	1001.00	2468.00	2.47
JACKS (DEEP WATER)	5462.00	7609.00	1.39
AMBERJACK	3175.00	2238.00	0.70
BLUE CREVALLY	673.00	1097.00	1.63
PIG-LIPPED ULUA	7758.00	7837.00	1.01
WHITE/BLACK ULUA	1504.00	2797.00	1.86
GIANT SEA BASS	4861.00	7422.00	1.53
BLUE SPOT GROUPER	57.00	177.00	3.11
SNAPPERS	1888.00	1273.00	0.67
BLUE LINED SNAPPER	2752.00	1746.00	0.63
EHU (RED SNAPPER)	2460.00	5914.00	2.40
GINDAI (FLOWER SNAP)	437.00	893.00	2.04
KALIKALI (PINK SNAP)	597.00	1363.00	2.28
LEHI (SILVERJAW)	780.00	1906.00	2.44
ONAGA (RED SNAPPER)	6438.00	23859.00	3.71
OPAKAPAKA (PINK SNP)	23549.00	70976.00	3.01
UKU (GRAY SNAPPER)	12623.00	29917.00	2.37
PORGY	333.00	708.00	2.13
REEF JACKS	98.00	240.00	2.45
SQUIRRELFISH	3032.00	6222.00	2.05
SCORPIONFISH	232.00	456.00	1.97
MOUNTAIN BASS	237.00	331.00	1.40
BIGEYES	300.00	438.00	1.46
CARDINALFISH	12.00	6.00	0.50
GOATFISH	4910.00	5470.00	1.11
RED GOATFISH	1293.00	2402.00	1.86
WHITESADDLE GOATFISH	893.00	3925.00	4.40
MANYBAR GOATFISH	469.00	1161.00	2.48
BLUE GOATFISH	74.00	275.00	3.72
RUDDERFISH	313.00	259.00	0.83
DAMSELFISH	73.00	82.00	1.12

Table 15.10 (cont.)

HAWAII AUGUST 1984 COMMERCIAL LANDINGS
FISH PURCHASES BY SPECIES

SPECIES	POUNDS	VALUE	AVE \$/#
-----	-----	-----	-----
HAWKFISH	121.00	111.00	0.92
TILAPIA	476.00	896.00	1.88
WRASSE	43.00	12.00	0.28
HAWAIIAN HOGFISH	168.00	56.00	0.33
RAZOR WRASSE	576.00	1578.00	2.74
RINGTAIL WRASSE	135.00	179.00	1.33
PARROTFISH	2635.00	2899.00	1.10
SURGEON/TANGS	935.00	668.00	0.71
UNICORNFISH	2491.00	1375.00	0.55
CONVICT TANG	365.00	601.00	1.65
DUSSUMIER'S SURGEON	1410.00	1016.00	0.72
RING-TAILED SURGEON	373.00	313.00	0.84
TRIGGERFISH	2.00	1.00	0.50
FILEFISH	97.00	79.00	0.81
PUFFERFISH	3.00	4.00	1.33
RAINBOW RUNNER	458.00	522.00	1.14
DOLPHIN (MAHIMAHI)	9279.00	34595.00	3.73
BARRACUDAS	511.00	438.00	0.86
WAHOO	30563.00	77543.00	2.54
SKIPJACK TUNA	616496.00	437811.00	0.71
YELLOWFIN TUNA	244656.00	365099.00	1.49
ALBACORE	88175.00	60558.00	0.69
BIGEYE TUNA	2479.00	4285.00	1.73
KAWAKAWA	911.00	1229.00	1.35
BILLFISH	165.00	198.00	1.20
BROADBILL SWORDFISH	1363.00	3478.00	2.55
BLUE MARLIN	62828.00	27130.00	0.43
BLACK MARLIN	386.00	373.00	0.97
STRIPED MARLIN	3141.00	3824.00	1.22
SHORTNOSE SPEARFISH	2993.00	3849.00	1.29
SAILFISH	902.00	907.00	1.01
SPINY LOBSTER	9687.00	66950.00	6.91
SLIPPER LOBSTER	3308.00	14059.00	4.25
CRABS	102.00	267.00	2.62
KONA CRAB	597.00	1363.00	2.28
WHITE CRAB	477.00	1644.00	3.45
SHRIMP (FRESHWATER)	1.00	4.00	4.00
SHRIMP (SALTWATER)	17049.00	36337.00	2.13
OCTOPUS	1339.00	2875.00	2.15
SQUID	5668.00	7386.00	1.30
LIMPETS (SALTWATER)	614.00	1528.00	2.49
STONEY CORALS	300.00	300.00	1.00
ALGAE	1020.00	2362.00	2.32
** SUBTOTAL **	1238687.00	1405637.00	

Table 15.11

HAWAII SEPTEMBER 1984 COMMERCIAL LANDINGS
FISH PURCHASES BY SPECIES

SPECIES	POUNDS	VALUE	AVE \$/#
MISCELLANEOUS	610.00	893.00	1.46
SHARKS	176.00	105.00	0.60
EELS	213.00	117.00	0.55
BIGEYE SCAD (AKULE)	22762.00	28278.00	1.24
MACKEREL SCAD	23576.00	37127.00	1.57
LEATHERBACK	33.00	33.00	1.00
TEN POUNDER	21.00	18.00	0.86
BONEFISH	695.00	644.00	0.93
MILKFISH	321.00	337.00	1.05
NEEDLEFISH	4.00	5.00	1.25
THREADFIN	34.00	91.00	2.68
MULLET	918.00	2404.00	2.62
POMPHRET	1670.00	1733.00	1.04
SNAKE MACKEREL	21.00	5.00	0.24
JACKS (DEEP WATER)	7886.00	10300.00	1.31
AMBERJACK	6016.00	4051.00	0.67
BLUE CREVALLY	1776.00	2137.00	1.20
PIG-LIPPED ULUA	3357.00	3326.00	0.99
DOBE ULUA	3.00	1.00	0.33
WHITE/BLACK ULUA	614.00	911.00	1.48
GIANT SEA BASS	7607.00	9584.00	1.26
BLUE SPOT GROUPER	110.00	315.00	2.86
SNAPPERS	1093.00	999.00	0.91
BLUE LINED SNAPPER	1997.00	1560.00	0.78
EHU (RED SNAPPER)	3927.00	7556.00	1.92
GINDAI (FLOWER SNAP)	726.00	1225.00	1.69
KALIKALI (PINK SNAP)	1987.00	3009.00	1.51
LEHI (SILVERJAW)	1937.00	4324.00	2.23
ONAGA (RED SNAPPER)	17911.00	50160.00	2.80
OPAKAPAKA (PINK SNP)	38868.00	85506.00	2.20
UKU (GRAY SNAPPER)	10689.00	23046.00	2.16
PORGY	539.00	536.00	0.99
REEF JACKS	12.00	26.00	2.17
SQUIRRELFISH	5055.00	9905.00	1.96
TRUMPETFISH	27.00	16.00	0.59
SCORPIONFISH	454.00	636.00	1.40
MOUNTAIN BASS	367.00	493.00	1.34
BIGEYES	777.00	1097.00	1.41
GOATFISH	3595.00	3928.00	1.09
RED GOATFISH	1268.00	2304.00	1.82
WHITESADDLE GOATFISH	1001.00	4021.00	4.02
MANYBAR GOATFISH	690.00	1218.00	1.77

Table 15.11 (cont.)

HAWAII SEPTEMBER 1984 COMMERCIAL LANDINGS
FISH PURCHASES BY SPECIES

SPECIES	POUNDS	VALUE	AVE \$/#
BLUE GOATFISH	201.00	926.00	4.61
RUDDERFISH	449.00	290.00	0.65
DAMSEL FISH	227.00	306.00	1.35
HAWKFISH	31.00	40.00	1.29
TILAPIA	589.00	1258.00	2.14
WRASSE	57.00	24.00	0.42
HAWAIIAN HOGFISH	296.00	180.00	0.61
RAZOR WRASSE	651.00	1838.00	2.82
RINGTAIL WRASSE	190.00	257.00	1.35
PARROTFISH	3606.00	3575.00	0.99
GOBIES	236.00	1294.00	5.48
SURGEON/TANGS	1332.00	870.00	0.65
UNICORNFISH	1107.00	310.00	0.28
CONVICT TANG	655.00	819.00	1.25
DUSSUMIER'S SURGEON	1483.00	1001.00	0.67
RING-TAILED SURGEON	578.00	502.00	0.87
TRIGGERFISH	33.00	100.00	3.03
FILEFISH	50.00	7.00	0.14
RAINBOW RUNNER	442.00	408.00	0.92
DOLPHIN (MAHIMAHI)	10450.00	33712.00	3.23
BARRACUDAS	625.00	716.00	1.15
WAHOO	31926.00	72074.00	2.26
SKIPJACK TUNA	506197.00	341786.00	0.68
YELLOWFIN TUNA	156288.00	261711.00	1.67
ALBACORE	54218.00	35900.00	0.66
BIGEYE TUNA	14566.00	25766.00	1.77
KAWAKAWA	896.00	520.00	0.58
BROADBILL SWORDFISH	744.00	1289.00	1.73
BLUE MARLIN	44783.00	25457.00	0.57
BLACK MARLIN	1422.00	1026.00	0.72
STRIPED MARLIN	1423.00	1451.00	1.02
SHORTNOSE SPEARFISH	1419.00	2018.00	1.42
SAILFISH	349.00	418.00	1.20
OCEAN MOONFISH	1369.00	879.00	0.64
SPINY LOBSTER	15255.00	110977.00	7.27
SLIPPER LOBSTER	5240.00	25966.00	4.96
CRABS	111.00	319.00	2.87
KONA CRAB	6156.00	16224.00	2.64
WHITE CRAB	639.00	2176.00	3.41
SHRIMP (SALTWATER)	37487.00	73590.00	1.96
OCTOPUS	2512.00	5668.00	2.26
SQUID	1824.00	1908.00	1.05
LIMPETS (SALTWATER)	699.00	1540.00	2.20
STONEY CORALS	300.00	600.00	2.00
ALGAE	1044.00	1852.00	1.77
** SUBTOTAL **	1081498.00	1363528.00	

Table 15.12

HAWAII OCTOBER 1984 COMMERCIAL LANDINGS
FISH PURCHASES BY SPECIES

SPECIES	POUNDS	VALUE	AVE \$/#
MISCELLANEOUS	710.00	1231.00	1.73
SHARKS	532.00	386.00	0.73
EELS	159.00	57.00	0.36
BIGEYE SCAD (AKULE)	14611.00	16997.00	1.16
MACKEREL SCAD	29803.00	46237.00	1.55
LEATHERBACK	63.00	46.00	0.73
TEN POUNDER	16.00	14.00	0.88
BONEFISH	997.00	893.00	0.90
MILKFISH	170.00	158.00	0.93
NEEDLEFISH	6.00	6.00	1.00
THREADFIN	83.00	234.00	2.82
MULLET	911.00	2271.00	2.49
POMPHRET	844.00	1333.00	1.58
SNAKE MACKEREL	46.00	212.00	4.61
JACKS (DEEP WATER)	7925.00	10846.00	1.37
AMBERJACK	6679.00	4547.00	0.68
BLUE CREVALLY	692.00	1098.00	1.59
PIG-LIPPED ULUA	1345.00	1581.00	1.18
DOBE ULUA	208.00	135.00	0.65
WHITE/BLACK ULUA	4735.00	10896.00	2.30
GIANT SEA BASS	6679.00	10889.00	1.63
BLUE SPOT GROUPER	46.00	124.00	2.70
SNAPPERS	1961.00	1664.00	0.85
BLUE LINED SNAPPER	3055.00	2018.00	0.66
EHU (RED SNAPPER)	3826.00	8804.00	2.30
GINDAI (FLOWER SNAP)	624.00	1101.00	1.76
KALIKALI (PINK SNAP)	3747.00	6617.00	1.77
LEHI (SILVERJAW)	6058.00	14498.00	2.39
ONAGA (RED SNAPPER)	13221.00	41045.00	3.10
OPAKAPAKA (PINK SNP)	50857.00	130263.00	2.56
UKU (GRAY SNAPPER)	7781.00	17075.00	2.19
PORGY	561.00	1068.00	1.90
REEF JACKS	18.00	33.00	1.83
SQUIRRELFISH	5019.00	10062.00	2.00
TRUMPETFISH	3.00	1.00	0.33
SCORPIONFISH	327.00	767.00	2.35
MOUNTAIN BASS	332.00	531.00	1.60
BIGEYES	825.00	1003.00	1.22
CARDINALFISH	7.00	6.00	0.86
GOATFISH	3172.00	3735.00	1.18
RED GOATFISH	1407.00	2777.00	1.97
WHITESADDLE GOATFISH	793.00	2911.00	3.67
MANYBAR GOATFISH	592.00	1040.00	1.76
BLUE GOATFISH	147.00	425.00	2.89

Table 15.12 (cont.)

HAWAII OCTOBER 1984 COMMERCIAL LANDINGS
FISH PURCHASES BY SPECIES

SPECIES	POUNDS	VALUE	AVE \$/#
-----	-----	-----	-----
RUDDERFISH	1494.00	772.00	0.52
DAMSELFISH	552.00	732.00	1.33
HAWKFISH	31.00	35.00	1.13
TILAPIA	664.00	1221.00	1.84
WRASSE	79.00	69.00	0.87
HAWAIIAN HOGFISH	295.00	215.00	0.73
RAZOR WRASSE	831.00	2429.00	2.92
RINGTAIL WRASSE	96.00	125.00	1.30
PARROTFISH	2786.00	2904.00	1.04
SURGEON/TANGS	1185.00	1025.00	0.86
UNICORNFISH	427.00	232.00	0.54
CONVICT TANG	357.00	578.00	1.62
DUSSUMIER'S SURGEON	1211.00	861.00	0.71
RING-TAILED SURGEON	144.00	100.00	0.69
TRIGGERFISH	3.00	7.00	2.33
FILEFISH	82.00	47.00	0.57
RAINBOW RUNNER	380.00	401.00	1.06
DOLPHIN (MAHIMAHI)	18168.00	54945.00	3.02
BARRACUDAS	462.00	625.00	1.35
WAHOO	21847.00	61233.00	2.80
TUNAS	122.00	152.00	1.25
SKIPJACK TUNA	281491.00	210922.00	0.75
YELLOWFIN TUNA	98985.00	182535.00	1.84
ALBACORE	36957.00	34847.00	0.94
BIGEYE TUNA	8221.00	20126.00	2.45
KAWAKAWA	557.00	557.00	1.00
BROADBILL SWORDFISH	504.00	1096.00	2.17
BLUE MARLIN	28281.00	26488.00	0.94
BLACK MARLIN	557.00	525.00	0.94
STRIPED MARLIN	1317.00	2454.00	1.86
SHORTNOSE SPEARFISH	641.00	1235.00	1.93
SAILFISH	93.00	93.00	1.00
OCEAN MOONFISH	2587.00	1962.00	0.76
SPINY LOBSTER	39235.00	272262.00	6.94
SLIPPER LOBSTER	7709.00	38404.00	4.98
CRABS	158.00	495.00	3.13
KONA CRAB	3054.00	10576.00	3.46
WHITE CRAB	1574.00	5247.00	3.33
SHRIMP (SALTWATER)	31488.00	67982.00	2.16
OCTOPUS	2701.00	5419.00	2.01
SQUID	960.00	1084.00	1.13
LIMPETS (SALTWATER)	317.00	695.00	2.19
STONEY CORALS	420.00	840.00	2.00
ALGAE	675.00	1137.00	1.68
** SUBTOTAL **			
	781291.00	1373324.00	

Table 15.13

HAWAII NOVEMBER 1984 COMMERCIAL LANDINGS
FISH PURCHASES BY SPECIES

SPECIES	POUNDS	VALUE	AVE \$/#
-----	-----	-----	-----
MISCELLANEOUS	670.00	1152.00	1.72
SHARKS	1173.00	902.00	0.77
EELS	134.00	66.00	0.49
BIGEYE SCAD (AKULE)	10660.00	13405.00	1.26
MACKEREL SCAD	32612.00	50238.00	1.54
LEATHERBACK	35.00	27.00	0.77
TEN POUNDER	12.00	9.00	0.75
BONEFISH	1542.00	1298.00	0.84
MILKFISH	64.00	92.00	1.44
NEEDLEFISH	24.00	15.00	0.63
HALFBEAKS	10.00	5.00	0.50
THREADFIN	55.00	130.00	2.36
MULLET	1457.00	3924.00	2.69
POMPHRET	824.00	1119.00	1.36
JACKS (DEEP WATER)	5222.00	8759.00	1.68
AMBERJACK	4486.00	3344.00	0.75
BLUE CREVALLY	681.00	1118.00	1.64
PIG-LIPPED ULUA	1527.00	2701.00	1.77
DOBE ULUA	250.00	463.00	1.85
WHITE/BLACK ULUA	1431.00	2683.00	1.87
GIANT SEA BASS	6240.00	12679.00	2.03
BLUE SPOT GROUPER	2.00	7.00	3.50
SNAPPERS	821.00	1239.00	1.51
BLUE LINED SNAPPER	2993.00	2333.00	0.78
EHU (RED SNAPPER)	2308.00	5424.00	2.35
GINDAI (FLOWER SNAP)	374.00	1002.00	2.68
KALIKALI (PINK SNAP)	1274.00	2967.00	2.33
LEHI (SILVERJAW)	1722.00	4988.00	2.90
ONAGA (RED SNAPPER)	9980.00	35573.00	3.56
OPAKAPAKA (PINK SNP)	28464.00	95013.00	3.34
UKU (GRAY SNAPPER)	6066.00	16565.00	2.73
PORGY	306.00	746.00	2.44
SQUIRRELFISH	1354.00	3058.00	2.26
TRUMPETFISH	8.00	7.00	0.88
SCORPIONFISH	168.00	365.00	2.17
MOUNTAIN BASS	248.00	501.00	2.02
BIGEYES	87.00	122.00	1.40
CARDINALFISH	3.00	3.00	1.00
GOATFISH	1204.00	1411.00	1.17
RED GOATFISH	1533.00	3186.00	2.08
WHITESADDLE GOATFISH	1751.00	6071.00	3.47
MANYBAR GOATFISH	263.00	667.00	2.54
BLUE GOATFISH	66.00	312.00	4.73
RUDDERFISH	266.00	191.00	0.72

Table 15.13 (cont.)

HAWAII NOVEMBER 1984 COMMERCIAL LANDINGS
FISH PURCHASES BY SPECIES

SPECIES	POUNDS	VALUE	AVE \$/#
-----	-----	-----	-----
DAMSELFISH	19.00	20.00	1.05
HAWKFISH	2.00	2.00	1.00
TILAPIA	195.00	393.00	2.02
WRASSE	75.00	54.00	0.72
HAWAIIAN HOGFISH	188.00	90.00	0.48
RAZOR WRASSE	312.00	747.00	2.39
RINGTAIL WRASSE	51.00	52.00	1.02
PARROTFISH	1572.00	1792.00	1.14
GOBIES	23.00	126.00	5.48
SURGEON/TANGS	586.00	356.00	0.61
UNICORNFISH	182.00	85.00	0.47
CONVICT TANG	309.00	491.00	1.59
DUSSUMIER'S SURGEON	1313.00	1072.00	0.82
RING-TAILED SURGEON	87.00	89.00	1.02
TRIGGERFISH	7.00	13.00	1.86
FILEFISH	14.00	7.00	0.50
RAINBOW RUNNER	453.00	515.00	1.14
DOLPHIN (MAHIMAHI)	33876.00	98197.00	2.90
BARRACUDAS	828.00	840.00	1.01
WAHOO	9581.00	21373.00	2.23
JAPANESE MACKEREL	15.00	27.00	1.80
SKIPJACK TUNA	226114.00	263220.00	1.16
YELLOWFIN TUNA	65230.00	139848.00	2.14
ALBACORE	13252.00	17569.00	1.33
BIGEYE TUNA	4627.00	17632.00	3.81
KAWAKAWA	191.00	205.00	1.07
BROADBILL SWORDFISH	845.00	1462.00	1.73
BLUE MARLIN	22822.00	24001.00	1.05
BLACK MARLIN	250.00	450.00	1.80
STRIPED MARLIN	2475.00	4778.00	1.93
SHORTNOSE SPEARFISH	1986.00	3356.00	1.69
SAILFISH	349.00	527.00	1.51
OCEAN MOONFISH	1678.00	1409.00	0.84
SPINY LOBSTER	55979.00	430369.00	7.69
SLIPPER LOBSTER	20018.00	100347.00	5.01
CRABS	62.00	227.00	3.66
KONA CRAB	967.00	3532.00	3.65
WHITE CRAB	1360.00	4509.00	3.32
SHRIMP (SALTWATER)	2545.00	3818.00	1.50
OCTOPUS	1071.00	2323.00	2.17
SQUID	149.00	282.00	1.89
LIMPETS (SALTWATER)	48.00	107.00	2.23
ALGAE	565.00	973.00	1.72
** SUBTOTAL **			
	602641.00	1433165.00	

Table 15.14

HAWAII DECEMBER 1984 COMMERCIAL LANDINGS
FISH PURCHASES BY SPECIES

SPECIES	POUNDS	VALUE	AVE \$/#
MISCELLANEOUS	890.00	1544.00	1.73
SHARKS	1358.00	1184.00	0.87
EELS	232.00	133.00	0.57
BIGEYE SCAD (AKULE)	20969.00	30818.00	1.47
MACKEREL SCAD	15231.00	24200.00	1.59
LEATHERBACK	19.00	18.00	0.95
TEN POUNDER	202.00	153.00	0.76
BONEFISH	3965.00	2962.00	0.75
MILKFISH	84.00	168.00	2.00
NEEDLEFISH	69.00	98.00	1.42
THREADFIN	141.00	359.00	2.55
MULLET	1781.00	5258.00	2.95
POMPHRET	470.00	754.00	1.60
SNAKE MACKEREL	144.00	51.00	0.35
JACKS (DEEP WATER)	11803.00	19157.00	1.62
AMBERJACK	12124.00	9048.00	0.75
BLUE CREVALLY	989.00	1871.00	1.89
PIG-LIPPED ULUA	883.00	1277.00	1.45
DOBE ULUA	404.00	698.00	1.73
WHITE/BLACK ULUA	1128.00	2256.00	2.00
GIANT SEA BASS	6342.00	12117.00	1.91
BLUE SPOT GROUPER	98.00	273.00	2.79
SNAPPERS	971.00	980.00	1.01
BLUE LINED SNAPPER	3544.00	2689.00	0.76
EHU (RED SNAPPER)	5655.00	16041.00	2.84
GINDAI (FLOWER SNAP)	482.00	937.00	1.94
KALIKALI (PINK SNAP)	2720.00	5432.00	2.00
LEHI (SILVERJAW)	3418.00	9207.00	2.69
ONAGA (RED SNAPPER)	23150.00	87374.00	3.77
OPAKAPAKA (PINK SNP)	62224.00	192980.00	3.10
UKU (GRAY SNAPPER)	12726.00	48302.00	3.80
PORGY	96.00	187.00	1.95
SQUIRRELFISH	2528.00	6043.00	2.39
TRUMPETFISH	112.00	80.00	0.71
SCORPIONFISH	326.00	613.00	1.88
MOUNTAIN BASS	250.00	454.00	1.82
BIGEYES	551.00	792.00	1.44
GOATFISH	3269.00	4814.00	1.47
RED GOATFISH	1971.00	4221.00	2.14
WHITESADDLE GOATFISH	852.00	4292.00	5.04
MANYBAR GOATFISH	415.00	979.00	2.36
BLUE GOATFISH	297.00	1435.00	4.83

Table 15.14 (cont.)

HAWAII DECEMBER 1984 COMMERCIAL LANDINGS
FISH PURCHASES BY SPECIES

SPECIES	POUNDS	VALUE	AVE \$/#
RUDDERFISH	362.00	232.00	0.64
BUTTERFLYFISH	39.00	10.00	0.26
DAMSEL FISH	30.00	44.00	1.47
HAWKFISH	80.00	161.00	2.01
TILAPIA	17.00	13.00	0.76
WRASSE	84.00	39.00	0.46
HAWAIIAN HOGFISH	303.00	222.00	0.73
RAZOR WRASSE	462.00	1408.00	3.05
RINGTAIL WRASSE	78.00	92.00	1.18
PARROTFISH	3086.00	3438.00	1.11
SURGEON/TANGS	623.00	528.00	0.85
UNICORNFISH	352.00	217.00	0.62
CONVICT TANG	1240.00	2322.00	1.87
DUSSUMIER'S SURGEON	2640.00	1950.00	0.74
RING-TAILED SURGEON	175.00	110.00	0.63
TRIGGERFISH	22.00	77.00	3.50
FILEFISH	61.00	28.00	0.46
PUFFERFISH	4.00	6.00	1.50
RAINBOW RUNNER	464.00	711.00	1.53
DOLPHIN (MAHIMAHI)	24905.00	80588.00	3.24
BARRACUDAS	1462.00	1527.00	1.04
WAHOO	5659.00	20706.00	3.66
SKIPJACK TUNA	61064.00	121585.00	1.99
YELLOWFIN TUNA	63088.00	176720.00	2.80
ALBACORE	749.00	1818.00	2.43
BIGEYE TUNA	13906.00	31431.00	2.26
KAWAKAWA	425.00	550.00	1.29
BROADBILL SWORDFISH	247.00	593.00	2.40
BLUE MARLIN	12095.00	23293.00	1.93
BLACK MARLIN	379.00	758.00	2.00
STRIPED MARLIN	1747.00	4929.00	2.82
SHORTNOSE SPEARFISH	2942.00	6126.00	2.08
SAILFISH	66.00	198.00	3.00
OCEAN MOONFISH	1303.00	1344.00	1.03
SPINY LOBSTER	12895.00	97230.00	7.54
SLIPPER LOBSTER	4685.00	21507.00	4.59
CRABS	83.00	277.00	3.34
KONA CRAB	1555.00	5294.00	3.40
WHITE CRAB	745.00	2460.00	3.30
SHRIMP (SALTWATER)	4407.00	6873.00	1.56
OCTOPUS	727.00	1600.00	2.20
SQUID	268.00	400.00	1.49
LIMPETS (SALTWATER)	236.00	579.00	2.45
SEA CUCUMBERS	32.00	80.00	2.50
ALGAE	649.00	1111.00	1.71
** SUBTOTAL **			
	431324.00	1123434.00	
** 1984 TOTAL **			
	9604238.00	14835964.00	

Figure 21.1

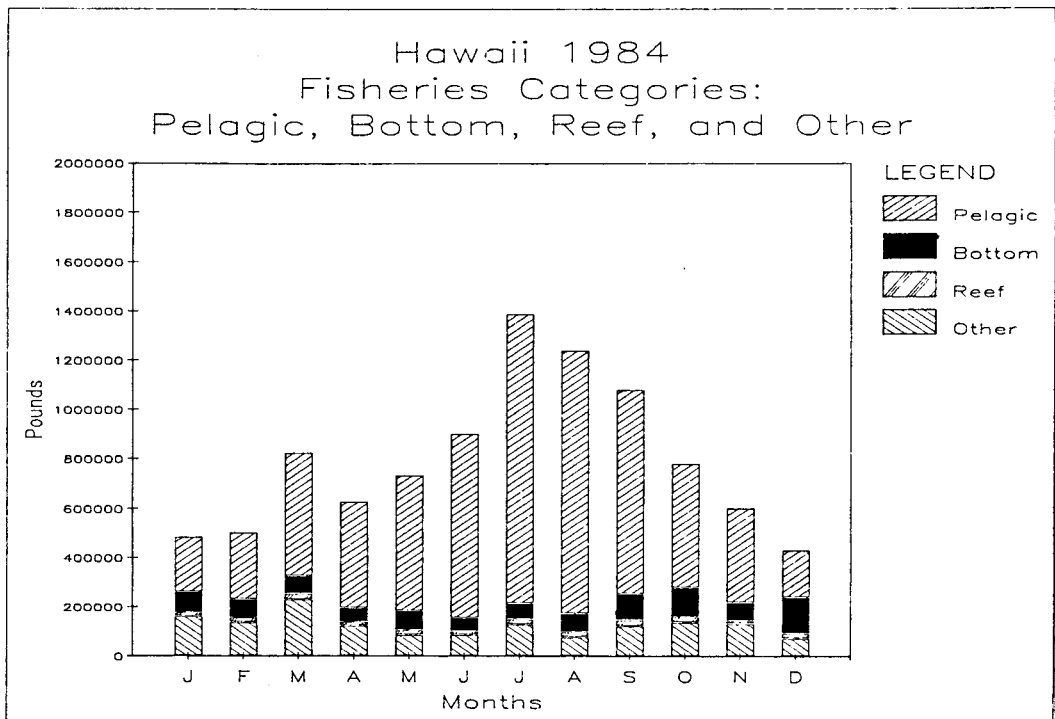


Figure 21.2

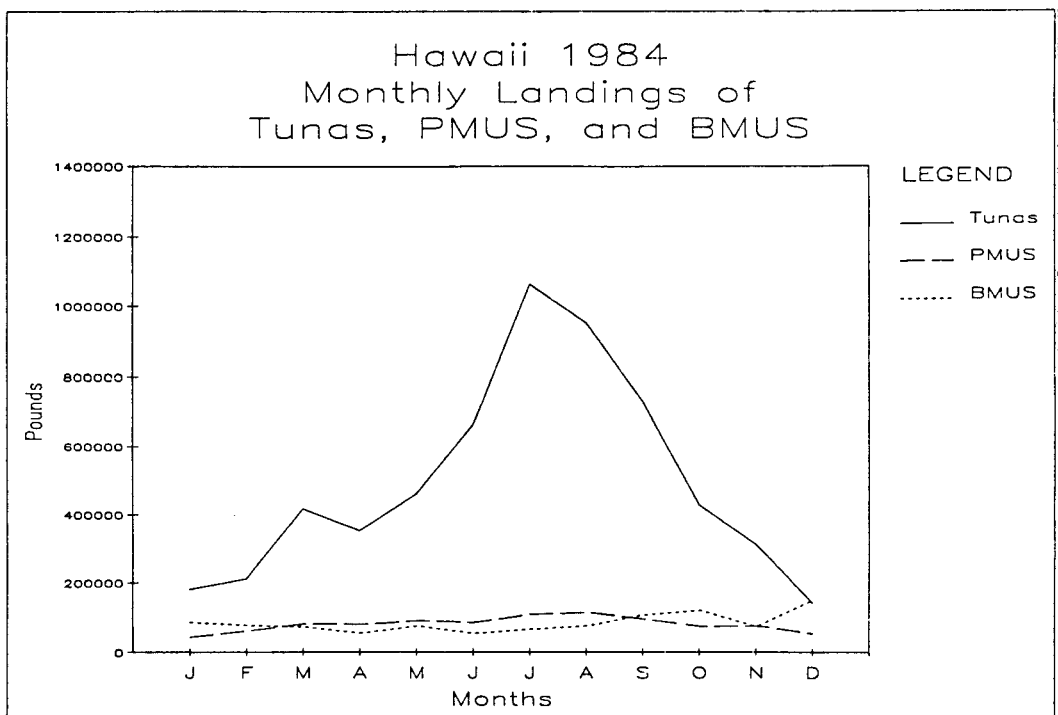


Figure 21.3

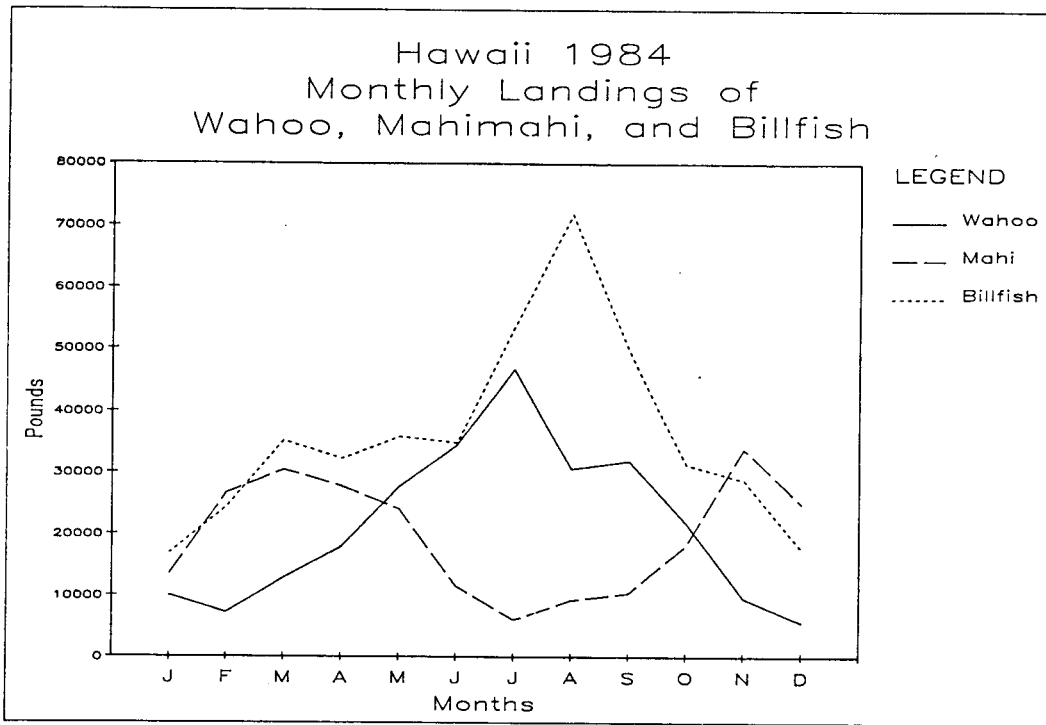


Figure 21.4

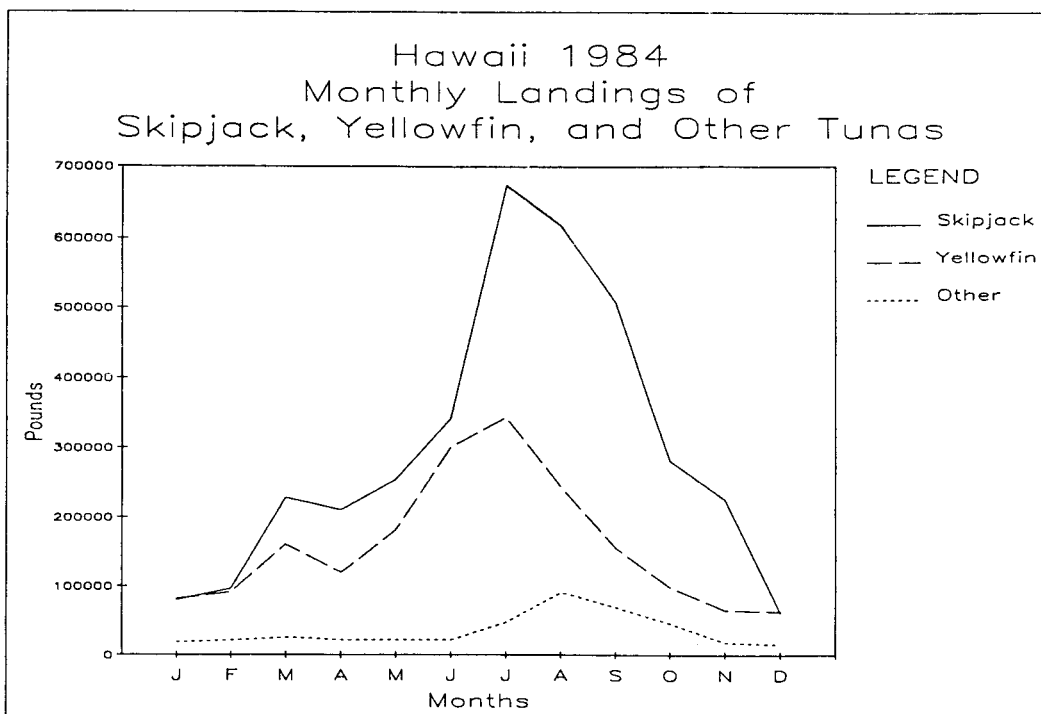


Figure 22.1

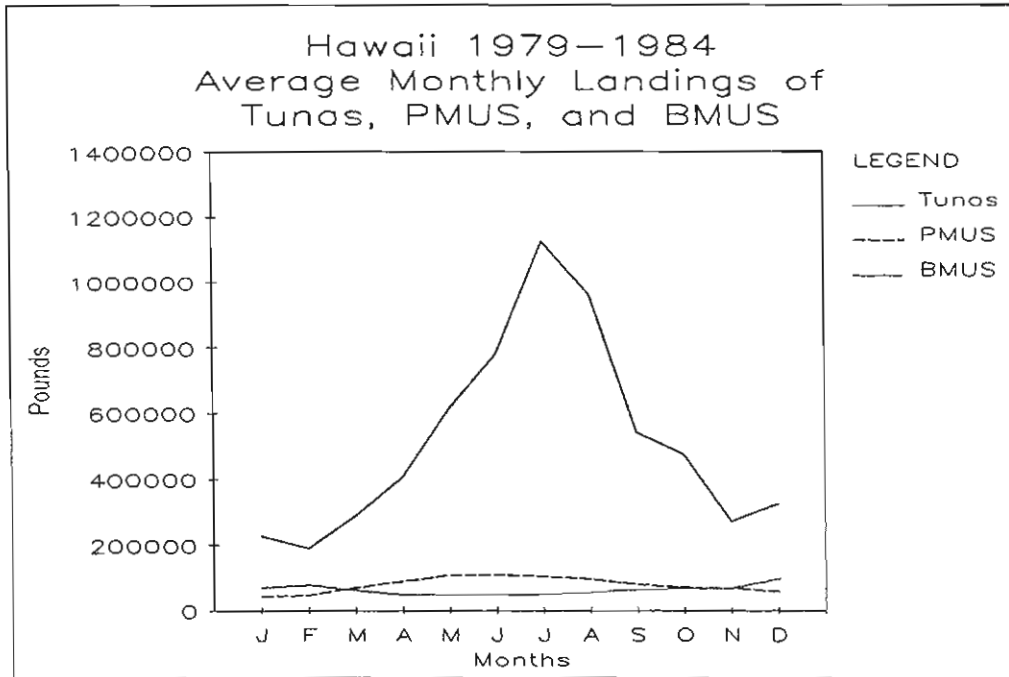


Figure 22.2

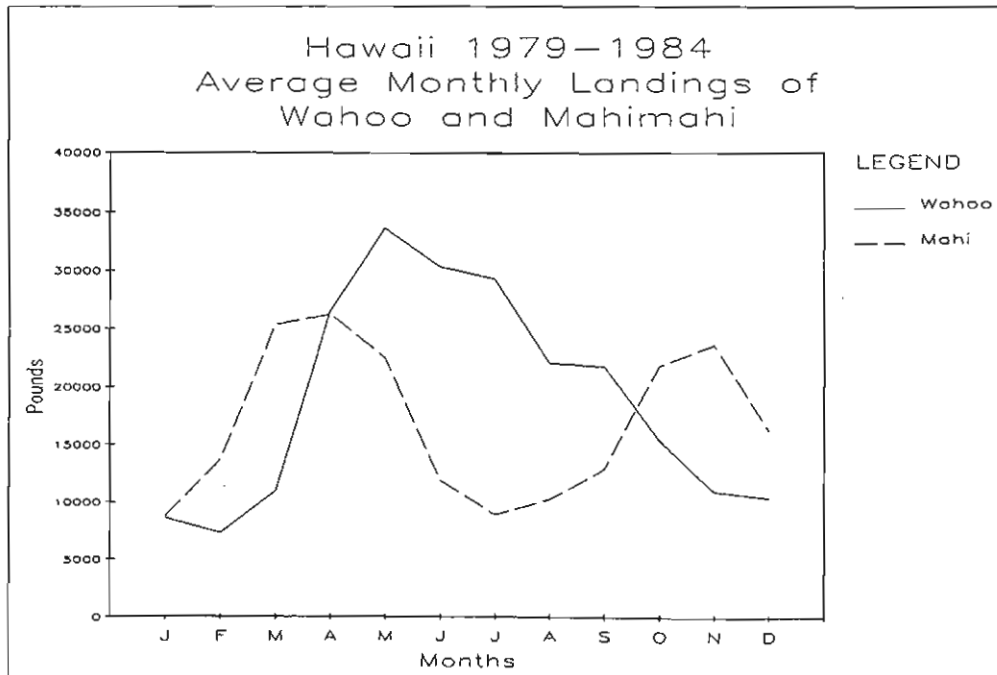


Figure 22.3

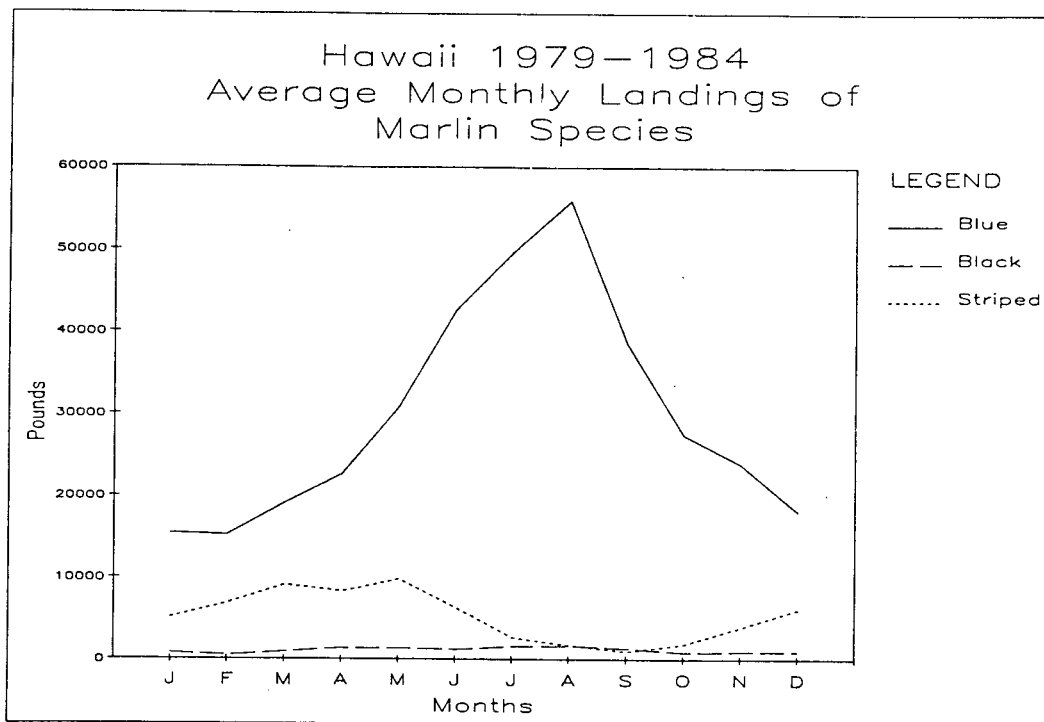


Figure 22.4

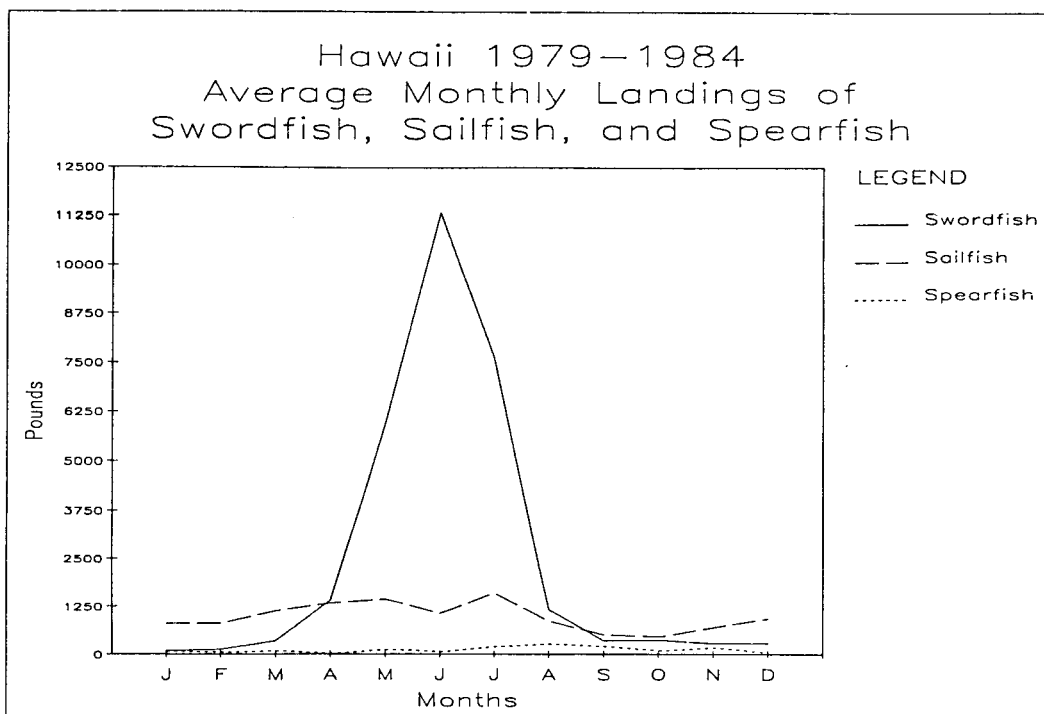


Figure 22.5

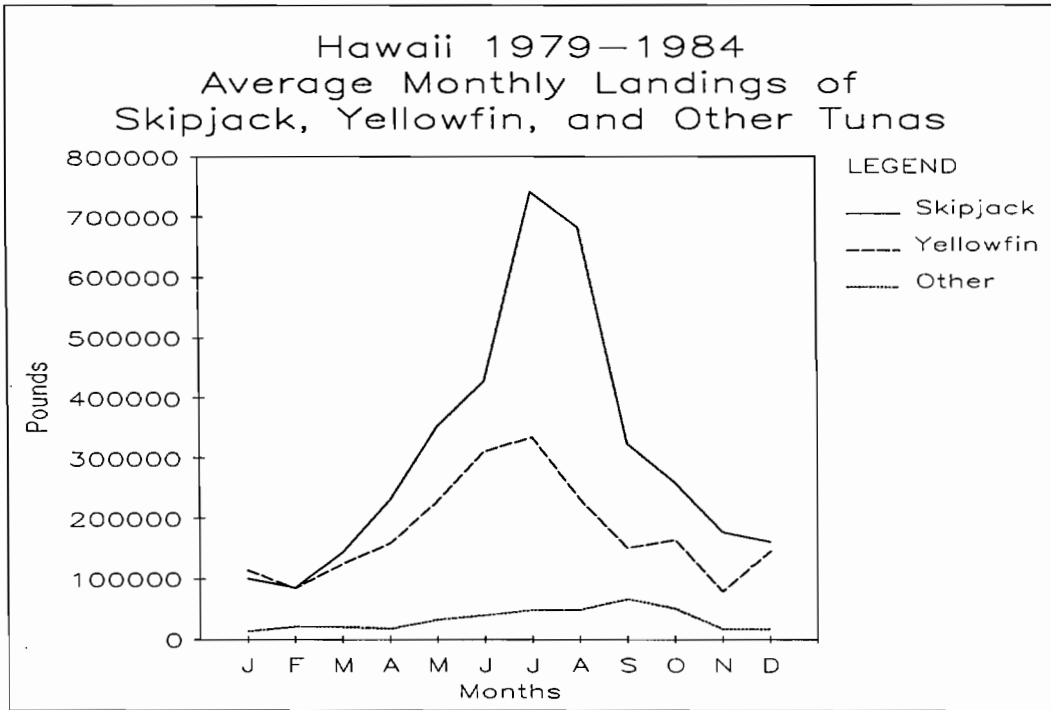


Figure 22.6

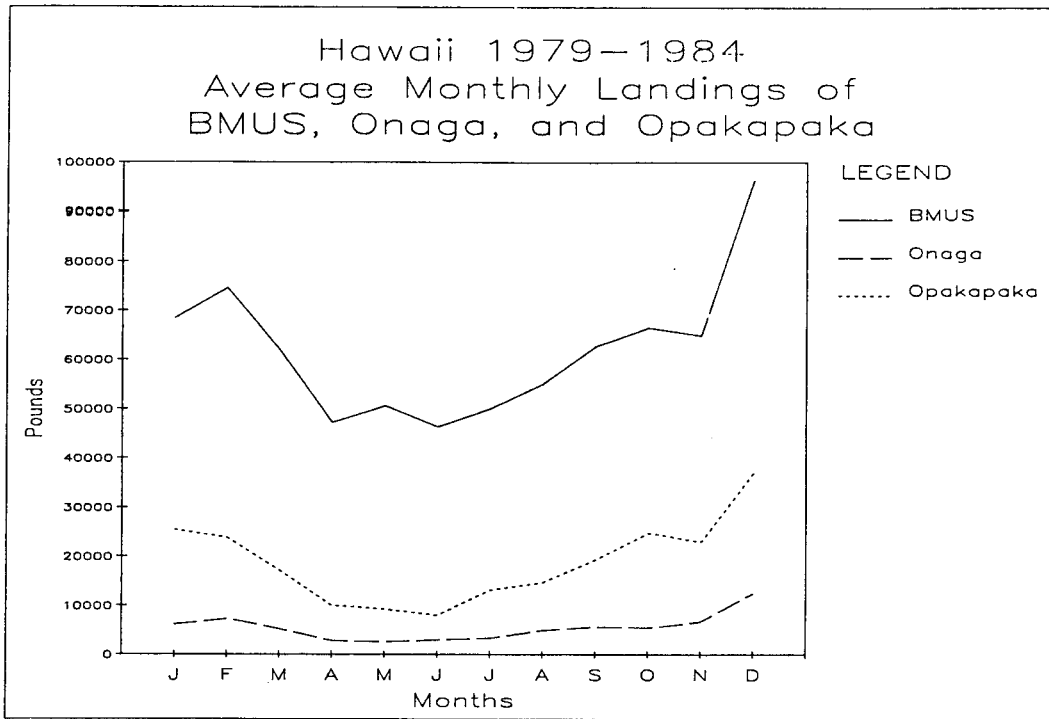


Figure 22.7

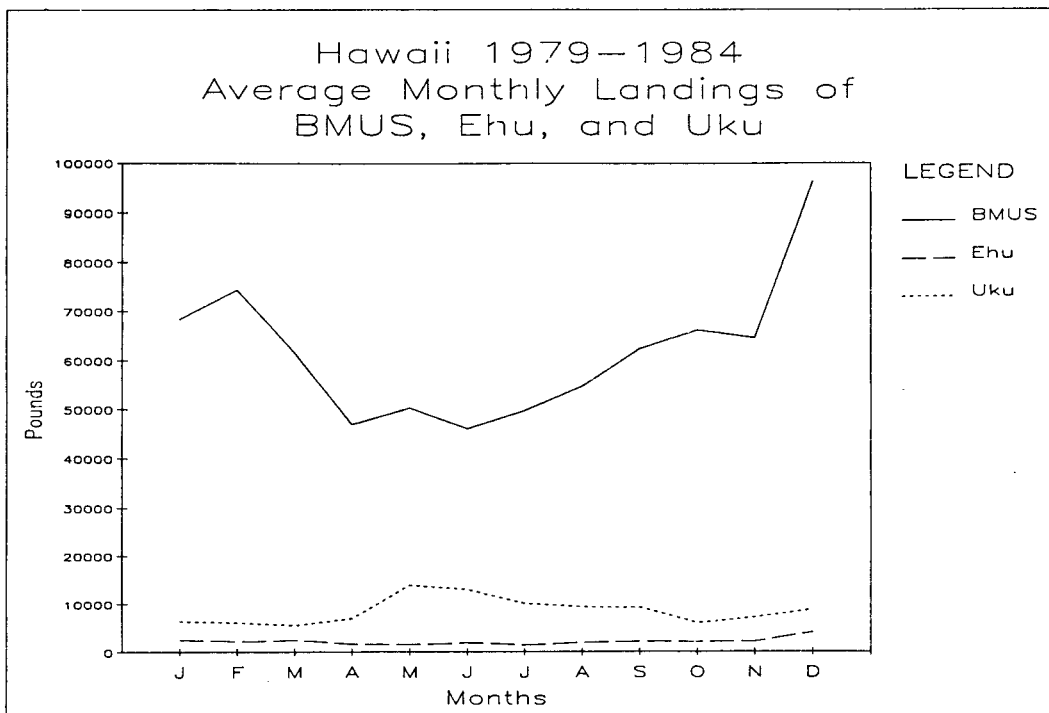


Figure 23.1

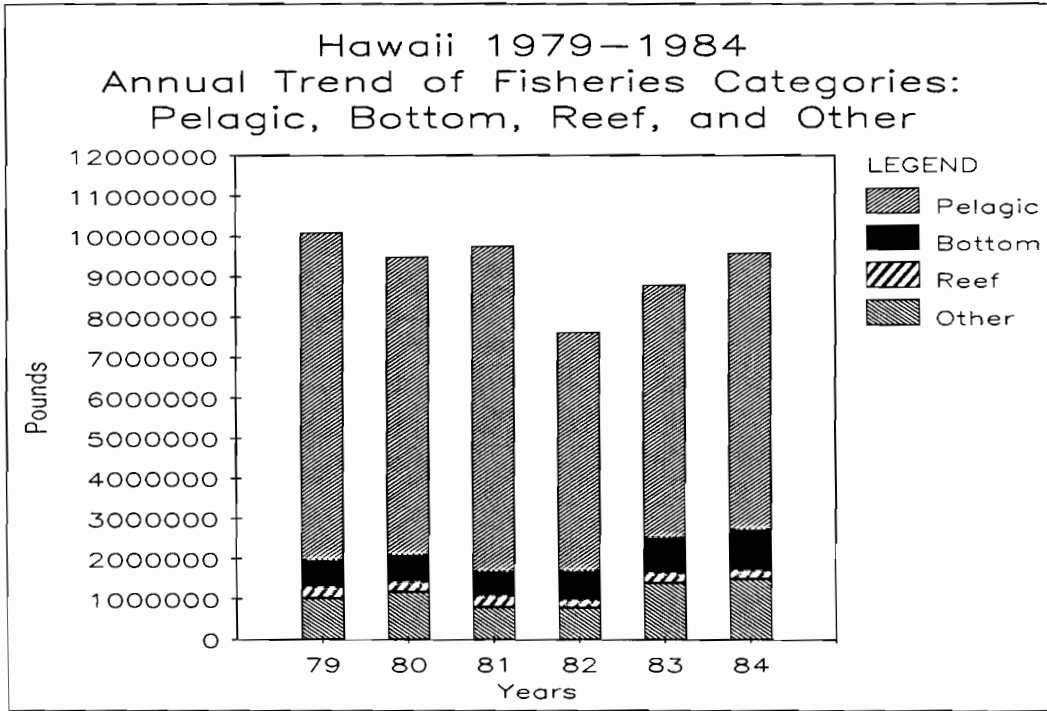


Figure 23.2

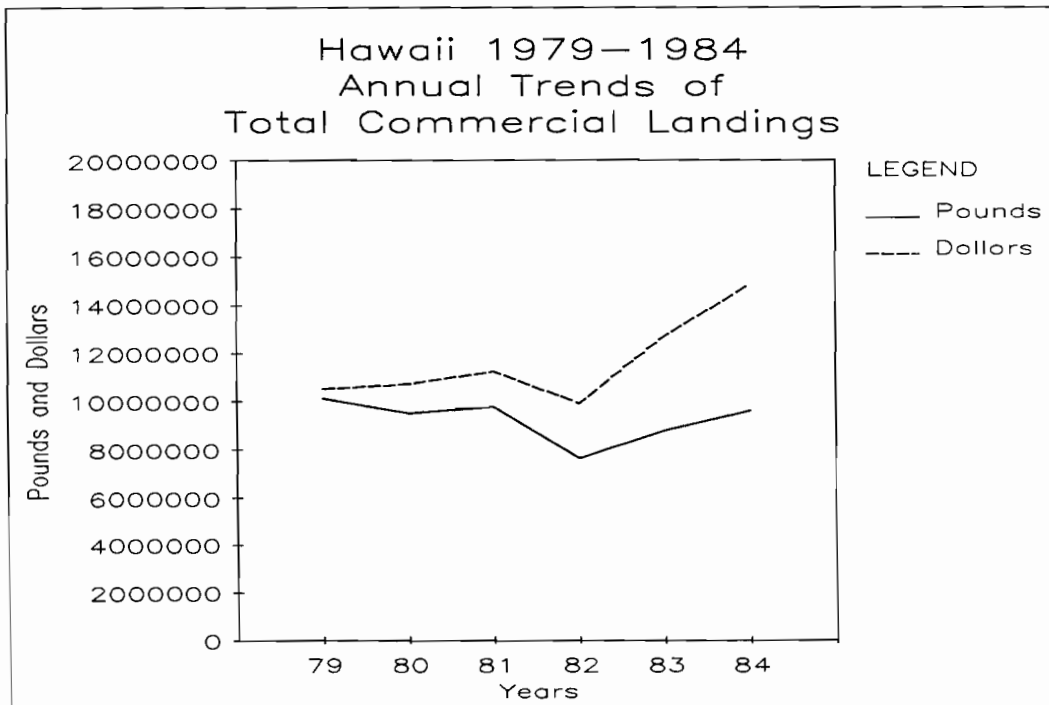


Figure 23.3

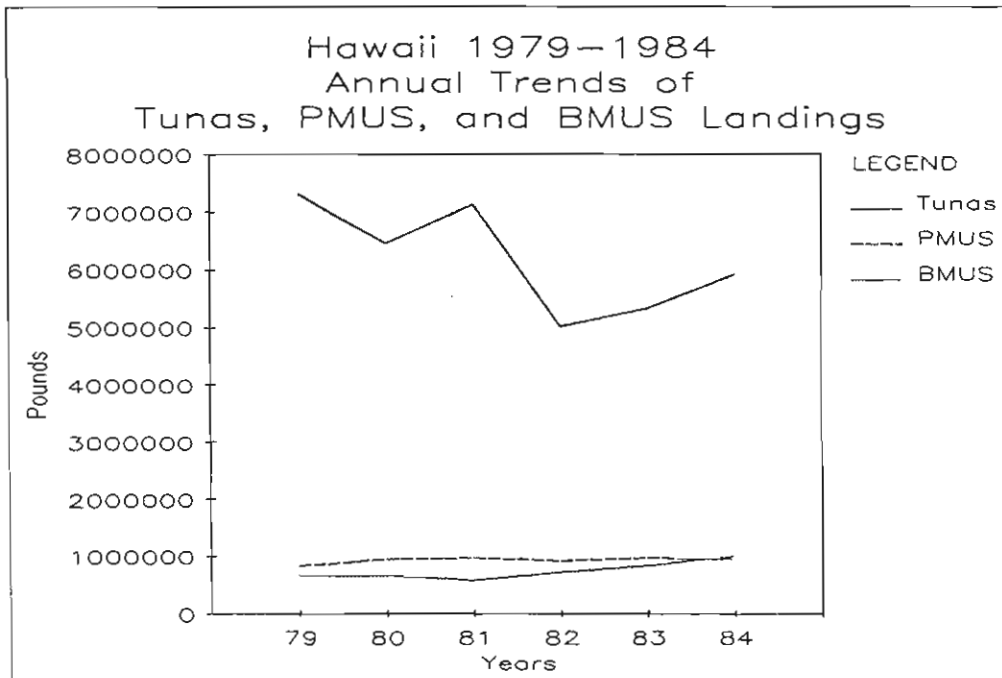


Figure 23.4

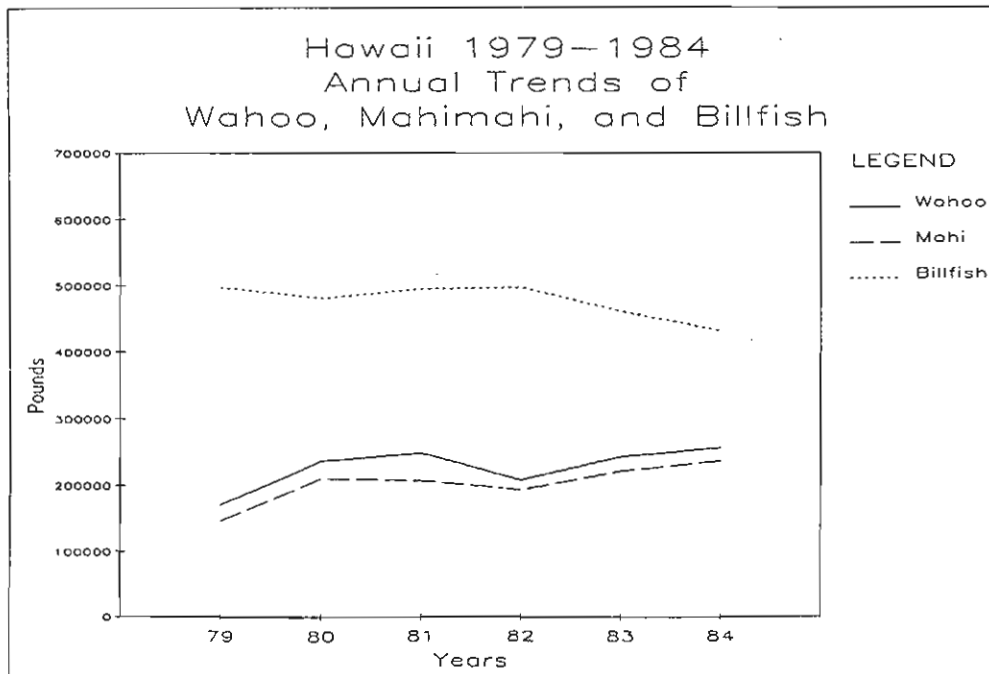


Figure 23.5

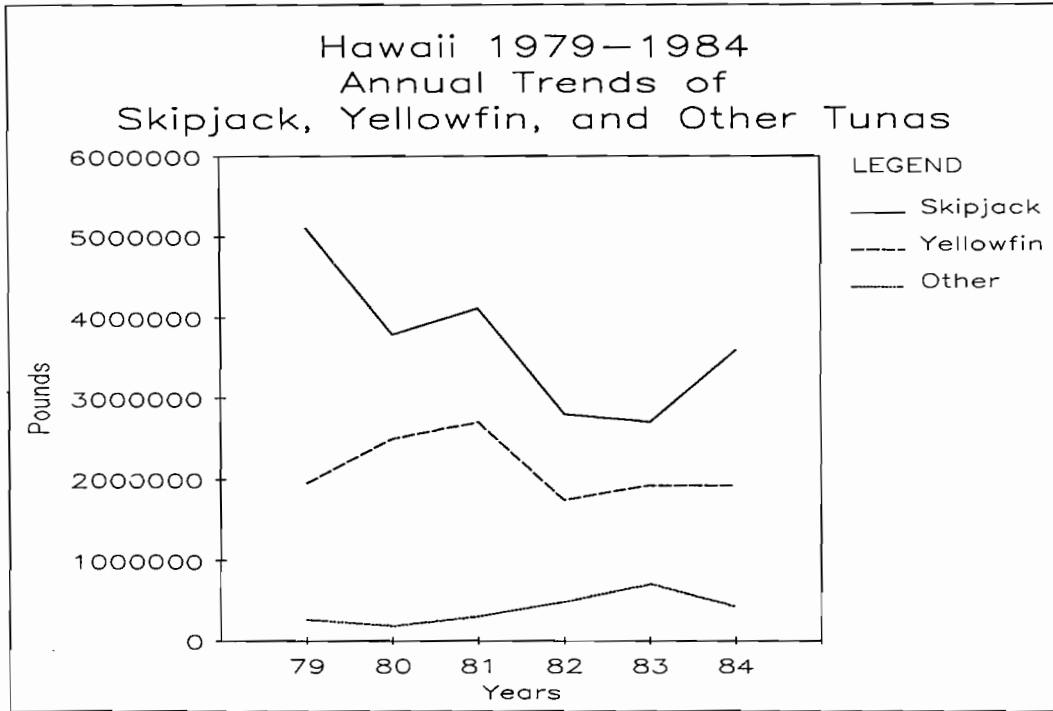


Figure 24.1

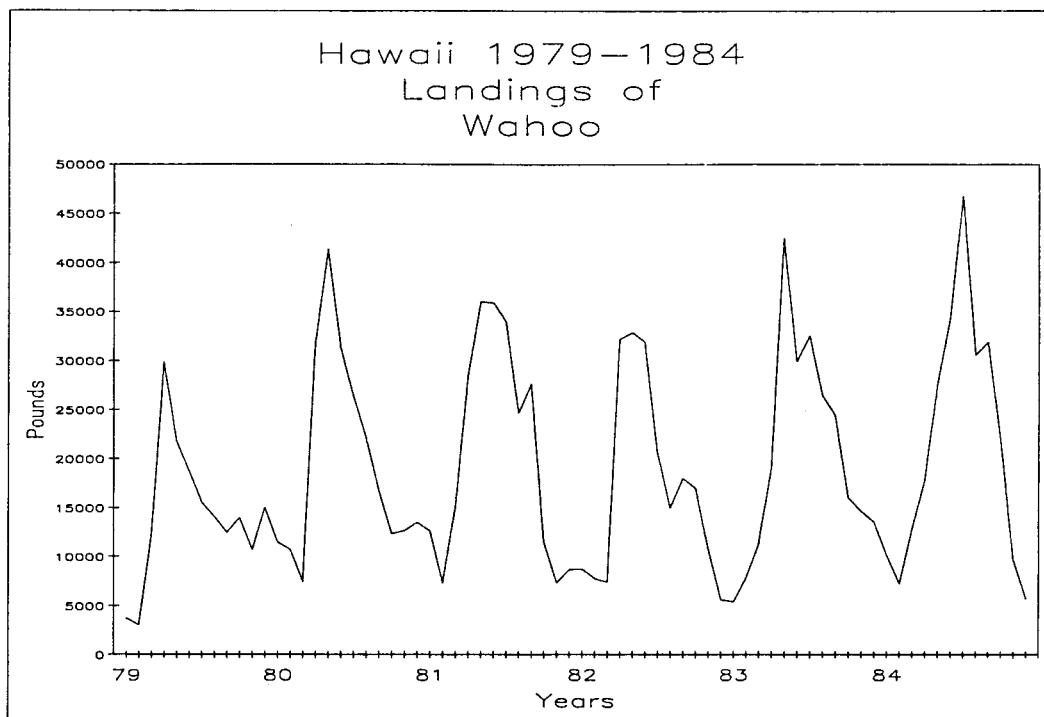
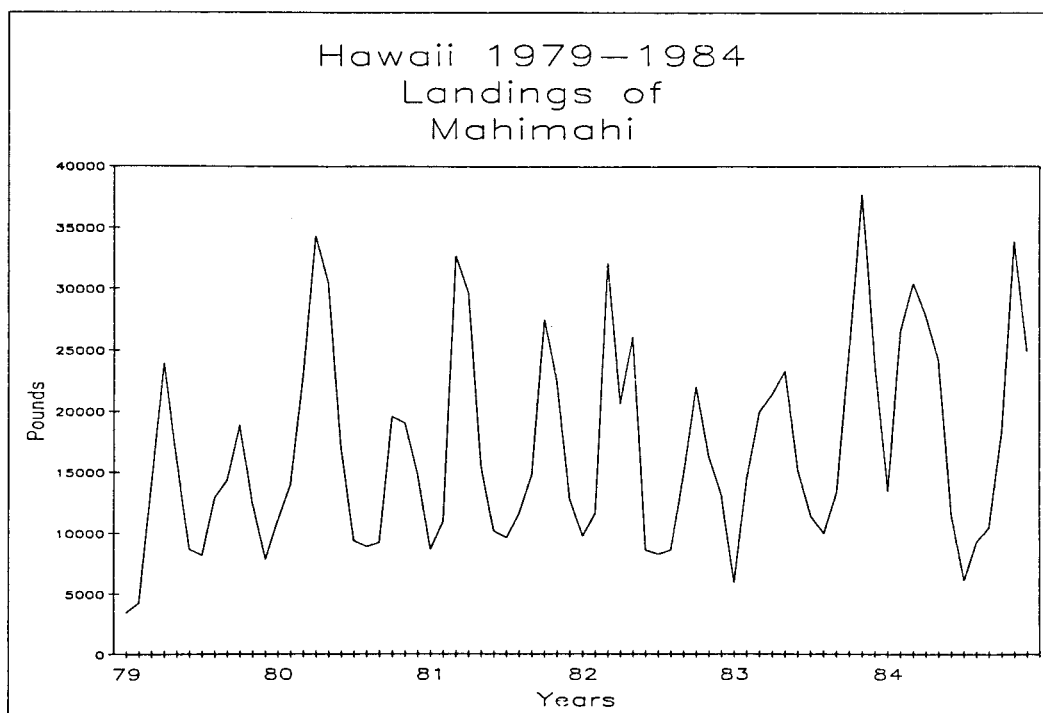


Figure 24.2



IV.201

Figure 24.3

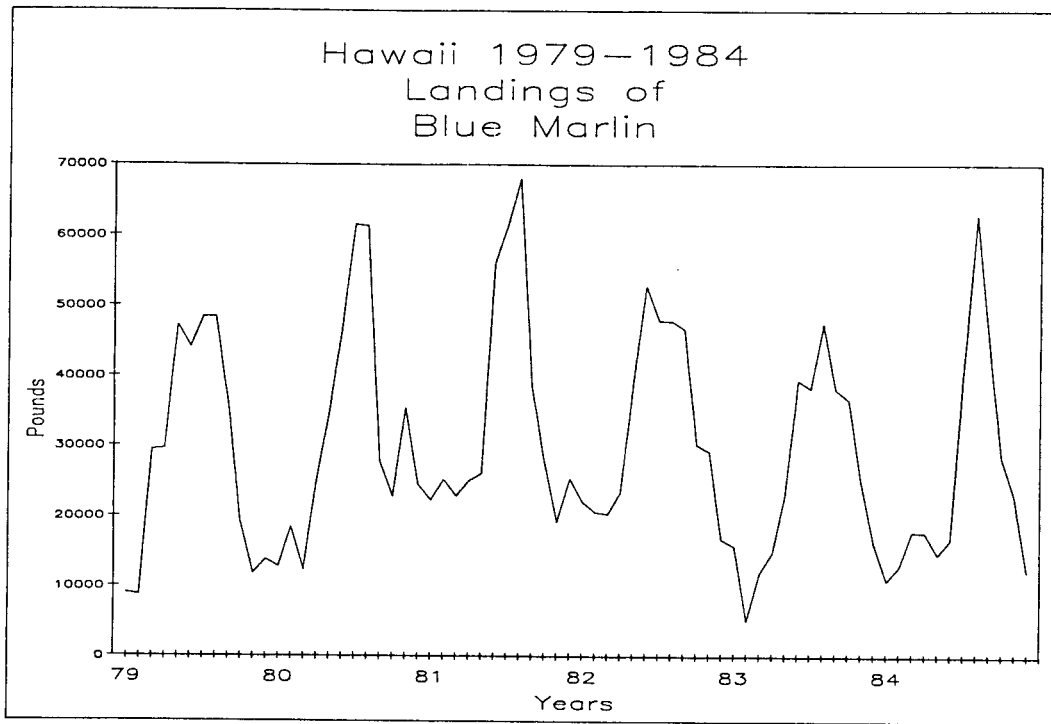


Figure 24.4

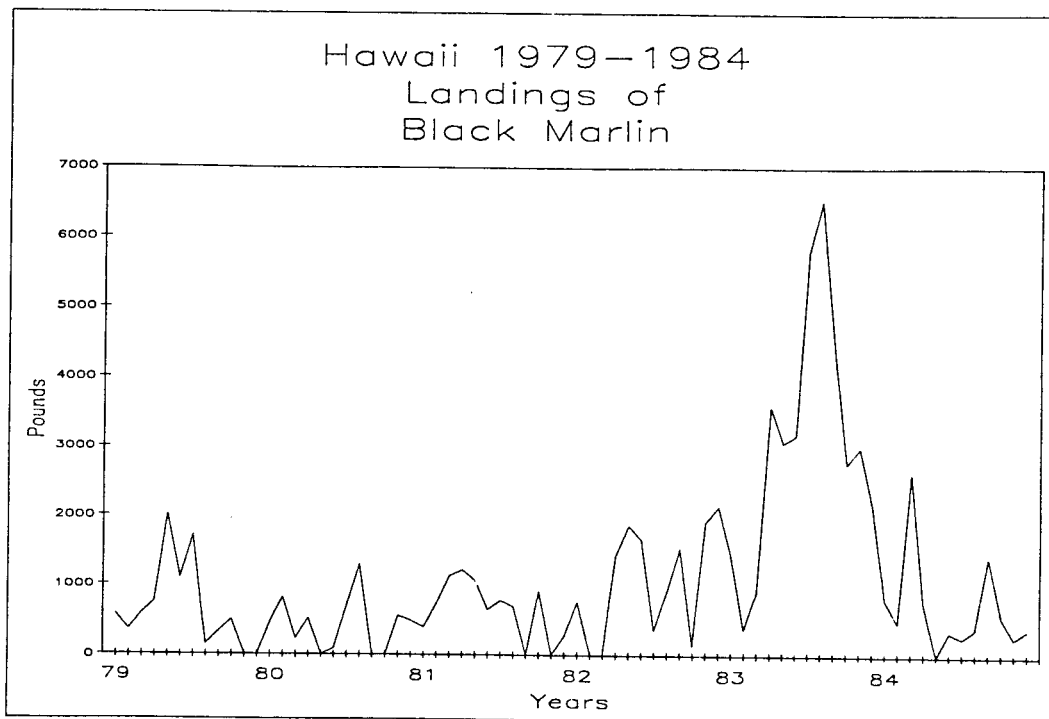


Figure 24.5

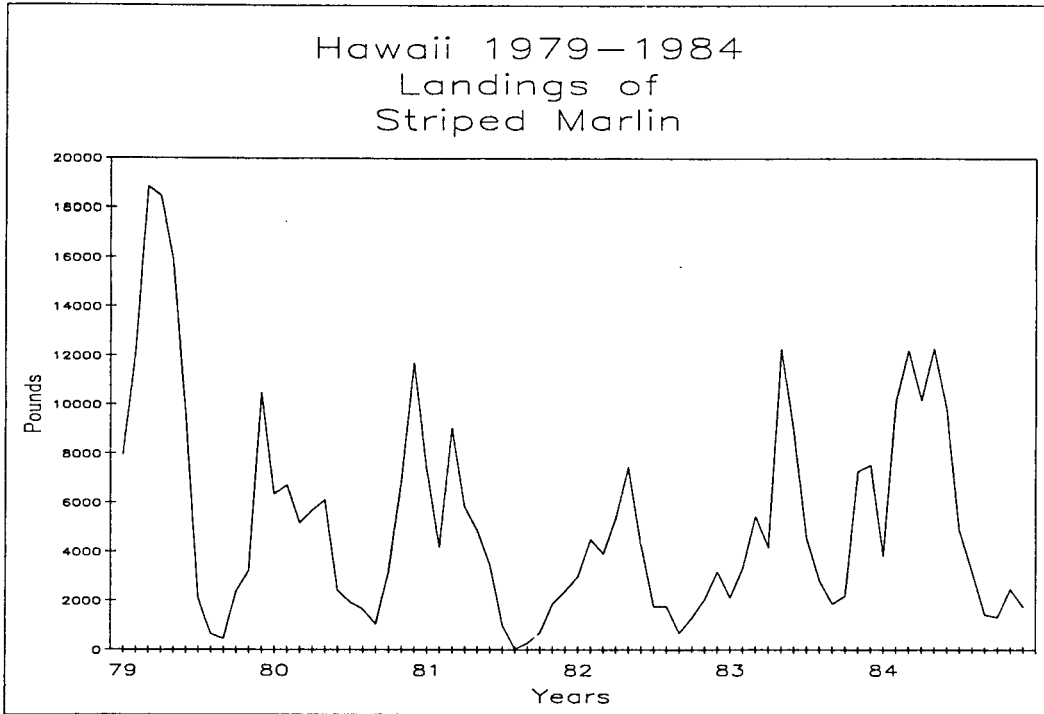


Figure 24.6

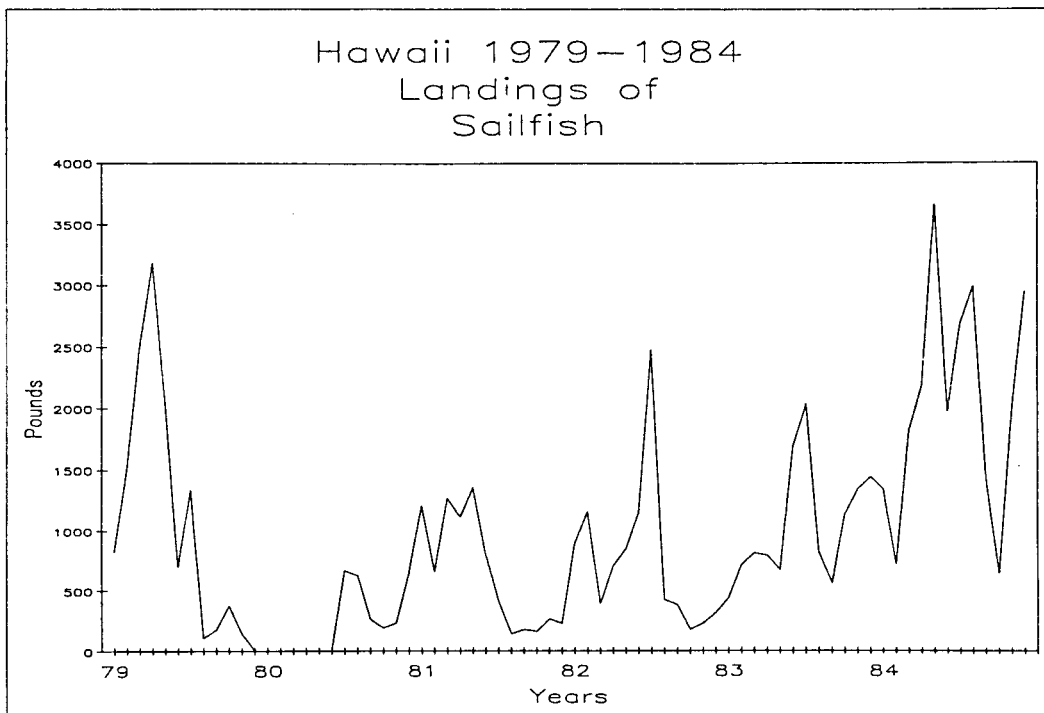


Figure 24.9

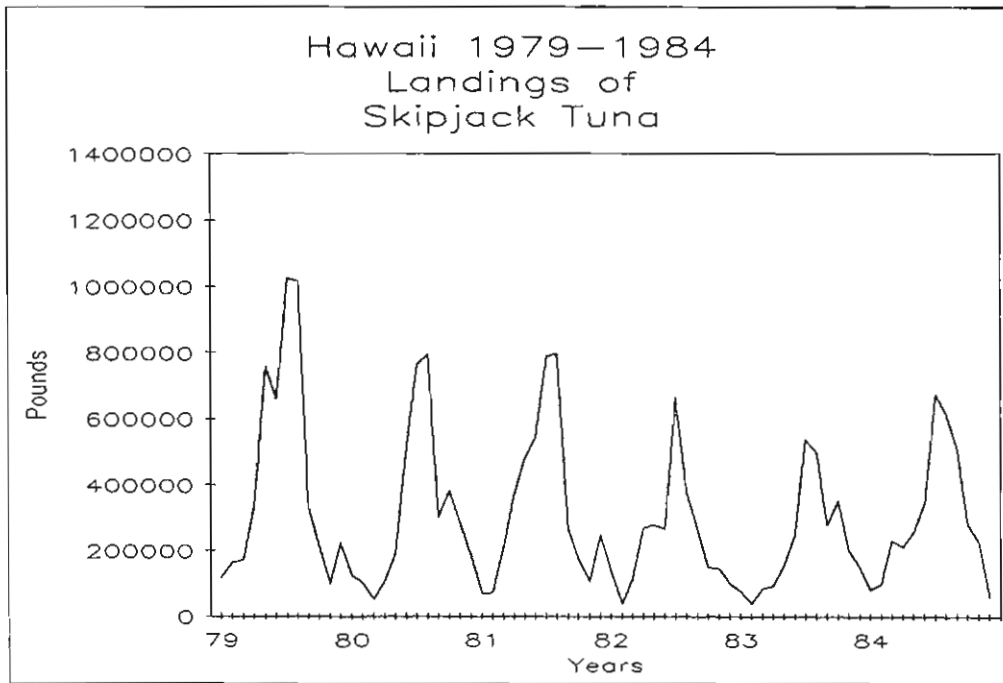


Figure 24.10

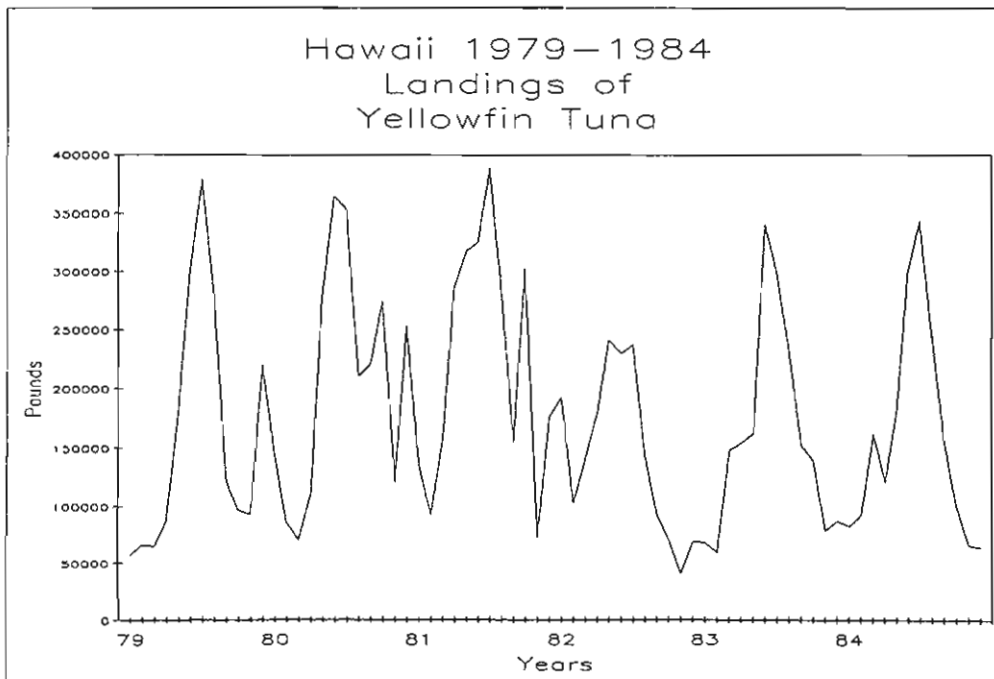


Figure 24.11

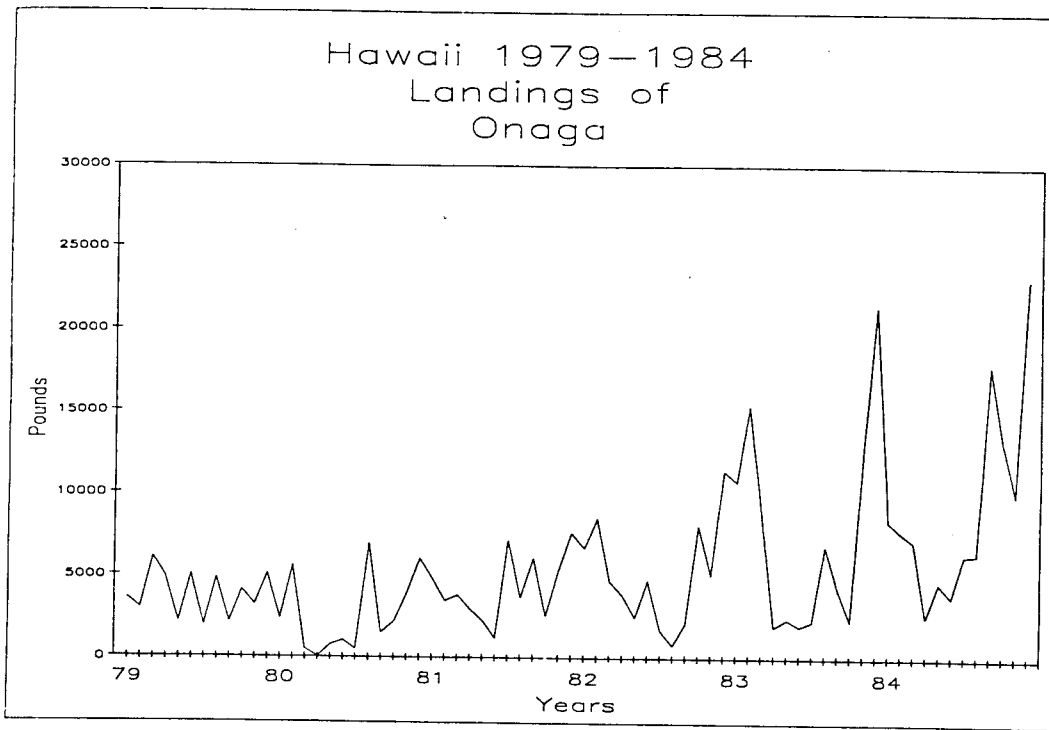


Figure 24.12

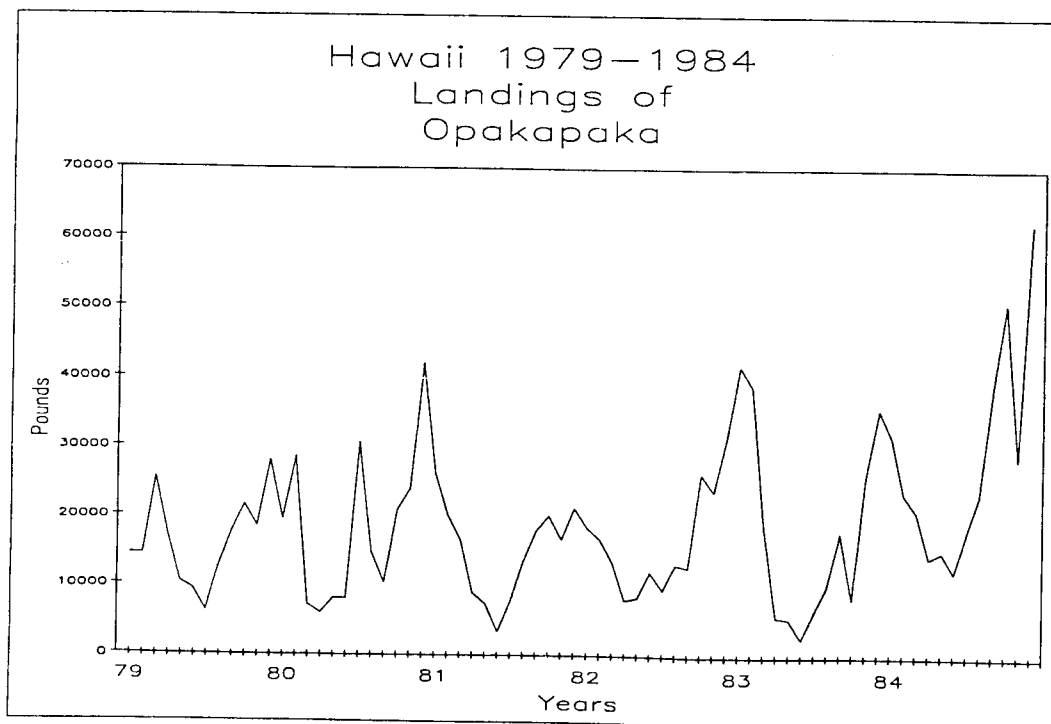


Figure 24.13

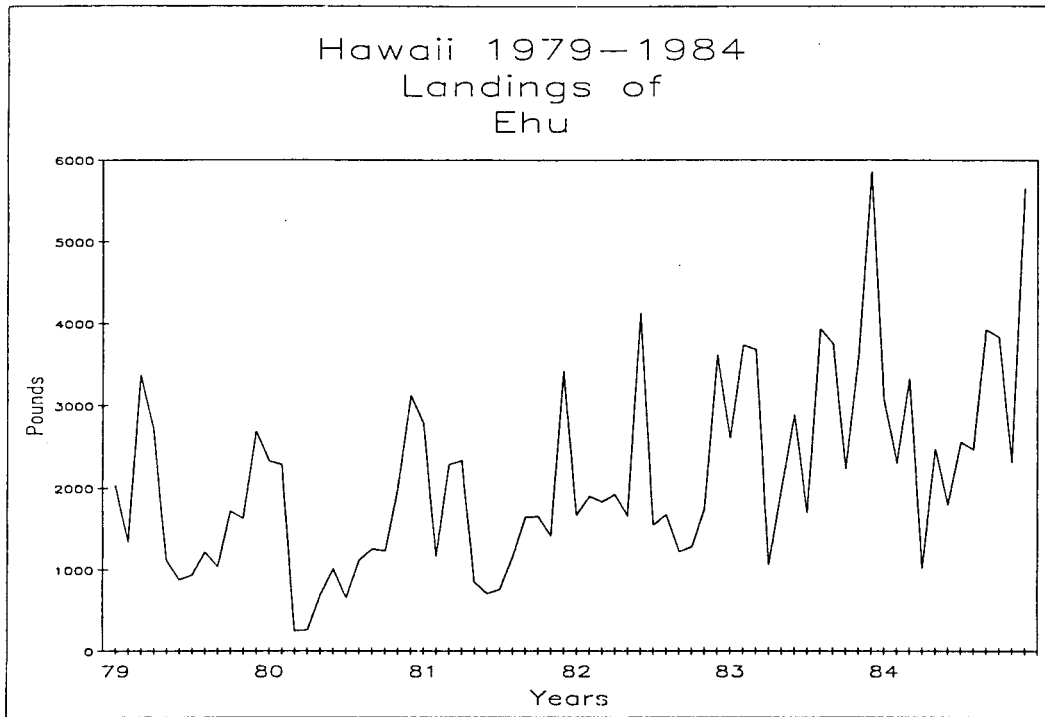


Figure 24.14

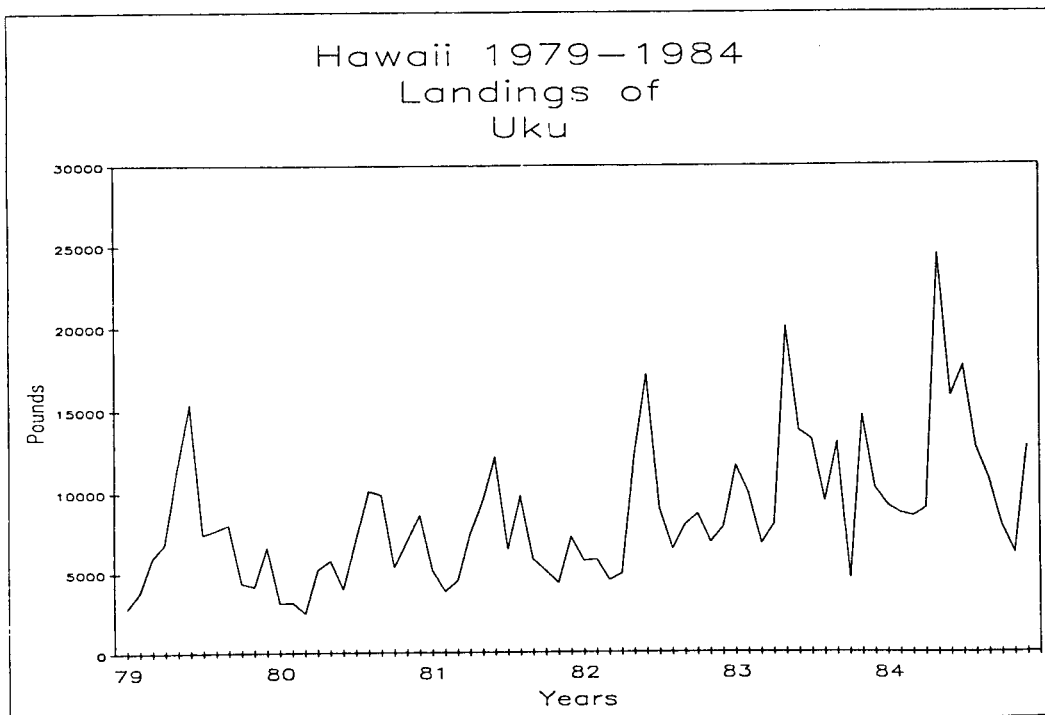


Figure 24.9

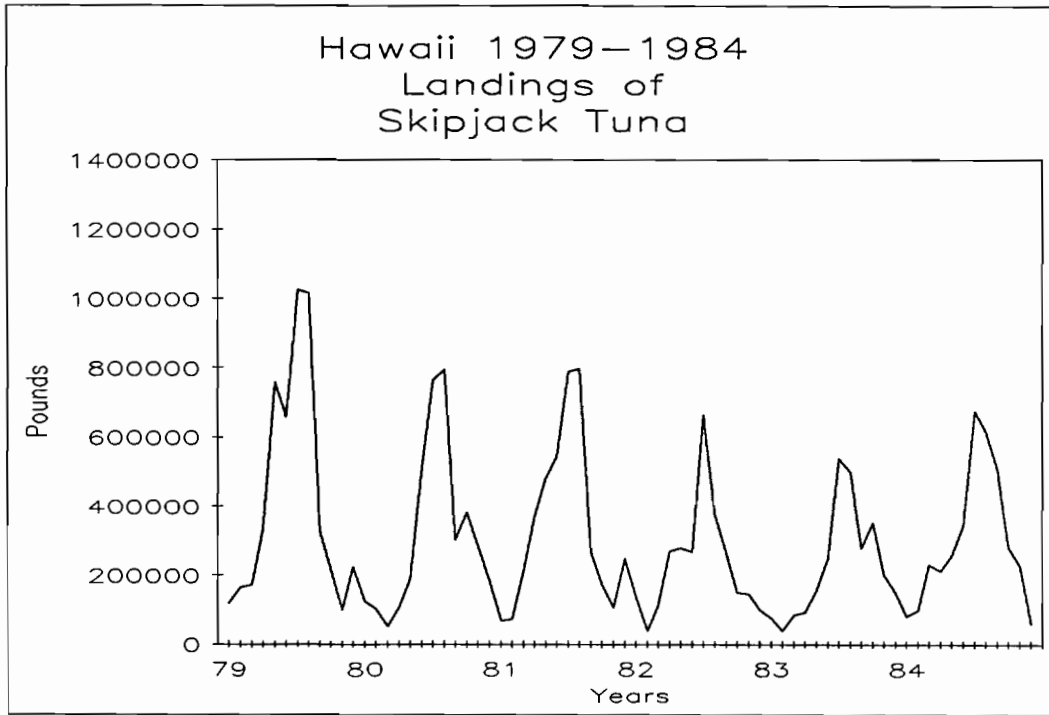


Figure 24.9

11/20/84

Table 7.1

GUAM DAWR ANNUAL 1979
OFFSHORE CREEL SURVEY EXPANSION SUMMARY

GEAR	CATCH	CV	BOAT HRS	CV	BOAT CNT	CV	PRSN HRS	CV	PRSN CNT	CV	CPUE	CV
TROLLING	221289.1	11	31748.9	8	6327.7	7	91382.4	9	17266.6	8	7.2	15
BOTTOM FISH	28243.1	22	8415.9	20	1918.1	17	20023.6	22	4553.8	19	4.3	13
SPEAR SNORKEL	669.0	58	110.4	49	72.4	52	303.8	46	199.4	44	6.0	101*
SPEAR SCUBA	844.1	70	140.7	40	92.0	41	388.7	44	255.5	45	6.0	180*
OTHER	17.2	90	25.7	90	11.2	90	51.4	90	22.3	90	.7	0*
TOTAL:	251062.6	10	40441.6	9	7398.6	7	112149.8	9	20152.2	8	6.9	15

Table 7.2

GUAM DAWR ANNUAL 1980
OFFSHORE CREEL SURVEY EXPANSION SUMMARY

GEAR	CATCH	CV	BOAT HRS	CV	BOAT CNT	CV	PRSN HRS	CV	PRSN CNT	CV	CPUE	CV
TROLLING	505562.3	13	41869.7	15	7393.7	9	116532.2	16	19645.5	10	13.0	13
BOTTOM FISH	37149.2	38	4703.7	29	918.8	24	10860.4	29	2197.0	24	6.6	53
SPEAR SNORKEL	2529.7	62	201.5	44	59.5	47	531.8	42	163.9	46	10.8	98*
SPEAR SCUBA	3415.1	48	605.7	42	226.3	35	2087.8	47	763.1	37	5.7	53
TOTAL:	548656.3	11	47380.7	13	8018.1	8	130012.2	14	21431.1	9	12.7	12

Table 7.3

GUAM DAWR ANNUAL 1981
OFFSHORE CREEL SURVEY EXPANSION SUMMARY

GEAR	CATCH	CV	BOAT HRS	CV	BOAT CNT	CV	PRSN HRS	CV	PRSN CNT	CV	CPUE	CV
TROLLING	447505.1	18	35429.8	8	6762.8	7	98668.5	9	17426.9	8	12.3	12
BOTTOM FISH	61639.0	27	8523.1	17	2081.7	14	22608.0	19	5468.0	16	6.9	36
ATULAI JIG	253.6	70	177.5	63	49.8	61	402.6	61	111.4	59	1.2	118*
SPEAR SNORKEL	2099.0	59	298.7	50	112.9	58	1048.2	52	367.8	56	6.9	16
SPEAR SCUBA	4057.5	63	533.6	47	155.3	40	1524.2	48	471.7	43	6.2	38
TOTAL:	515554.2	16	44962.7	7	7883.5	6	124251.5	7	20321.8	7	11.3	11

* Not enough data to properly compute Coefficient of Variation (CV).