

DMDC

Information and Technology for Better Decision Making

**2008 Post-Election Survey of
Military Unit Voting Assistance
Officers**

Tabulations of Responses

DRAFT

DEPARTMENT OF

VETERANS AFFAIRS

DRAFT

Additional copies of this report may be obtained from:

Defense Technical Information Center

ATTN: DTIC-BRR

8725 John J. Kingman Rd., Suite #0944

Ft. Belvoir, VA 22060-6218

Or from:

<http://www.dtic.mil/dtic/order.html>

Ask for report by ADA xxx xxx

**2008 POST-ELECTION SURVEY OF MILITARY
UNIT VOTING ASSISTANCE OFFICERS:
TABULATIONS OF RESPONSES**

DRAFT

**Defense Manpower Data Center
Human Resources Strategic Assessment Program
1600 Wilson Boulevard, Suite 400, Arlington, VA 22209-2593**

Acknowledgments

Defense Manpower Data Center (DMDC) is indebted to numerous people for their assistance with the *2008 Post-Election Voting Survey of Unit Voting Assistance Officers (UVAO)*, which was conducted on behalf of the Office of the Under Secretary of Defense for Personnel and Readiness (OUSD[P&R]). The survey program is conducted under the leadership of Timothy Elig, Director, *Human Resources Strategic Assessment Program (HRSAP)*.

Policy officials contributing to the development of this survey include Erin St. Pierre and Scott Wiedmann (Federal Voting Assistance Program).

DMDC's Program Evaluation Branch, under the guidance of Brian Lappin, previous Branch Chief, and Kristin Williams, current Branch Chief is responsible for the development of questionnaires in the survey program. The lead survey design analyst was Robert Tinney. In addition, he designed the unique presentation of complex items used in this tabulation volume.

DMDC's Personnel Survey Branch, under the guidance of David McGrath, Branch Chief, is responsible for sampling and weighting methods used in the survey program, and survey database construction and archiving. The lead operations analyst on this survey was Deepika Batra, SRA International, Inc., supported by Tina Thomas, Consortium Research Fellow. The lead statistician on this survey was Mark Gorsak, supported by Katrina Hsen, Consortium Research Fellow. Susan Reinhold provided programming support for the frame development and sampling tasks.

DMDC's Survey Technology Branch, under the guidance of Frederick Licari, Branch Chief, is responsible for the distribution of datasets outside of DMDC and maintaining records on compliance with the Privacy Act and 32 CFR 219.

Jacqueline Malone, SRA International, Inc., formatted and assembled this tabulation volume using DMDC's Survey Reporting Tool. A team consisting of Robert Tinney, Jon Pennington, SRA International, Inc., and Torrey Coriden, Consortium Research Fellow, completed quality control for this tabulation volume.

Table of Contents

	<u>Page</u>
Introduction to the Survey	1
Survey Methodology	4
Tabulation Procedures	5
References.....	7
Tabulations of Responses.....	9
Survey Instrument.....	75

List of Tabulations by Question Number

<u>Question</u>	<u>Page</u>
ELIGIBILITY	
1. In what Service were you on active duty on November 4, 2008?	11
BACKGROUND INFORMATION	
2. What is your current paygrade?	12
3. On November 4, 2008, were you stationed in the United States or overseas?	13
4. As of November 4, 2008, how long had you been stationed in this country?.....	14
5. What was your age on November 4, 2008?	15
6. Is your current assignment the same as your assignment on November 4, 2008?	16
7. How long had you been a Unit Voting Assistance Officer (UVAO) in the assignment you held on November 4, 2008?	17
8. Have you ever served as a Unit Voting Assistance Officer (UVAO) before your most recent UVAO assignment?	18
9. As of November 4, 2008, how long have you served as a Unit Voting Assistance Officer (UVAO), including previous service?	19
VOTING ASSISTANCE	
11. As of November 4, 2008, how many people were assigned to the unit(s) where you served as Unit Voting Assistance Officer (UVAO)?.....	20

12.	During the Unit Voting Assistance Officer (UVAO) assignment period that includes November 4, 2008, did you receive any training to prepare you for performing your UVAO duties?.....	21
13.	If you received any of the following types of training, how useful was each one in preparing you for performing your Unit Voting Assistance Officer (UVAO) duties?	22
	a. Federal Voting Assistance Program (FVAP) onsite UVAO training workshop	22
	b. Other workshop/seminar	23
	c. FVAP online/CD ROM training for UVAOs.....	24
	d. Classroom instruction	25
	e. Informal briefing(s)	26
	f. Materials left by previous UVAOs	27
14.	During 2008, about how many members of your unit(s) did you assist with voting in the primaries and the November 4 general election?.....	28
15.	During 2008, about how many members of your unit(s) did you provide with Federal Post Card Applications (FPCAs) for the primaries and November 4 general election?	29
16.	During 2008, about how many members of your unit(s) did you provide with Federal Write-In Absentee Ballots (FWABs) for the primaries and November 4 general election?	30
17.	During 2008, about how many hours per week have you spent on Unit Voting Assistance Officer (UVAO) activities?	31
18.	During your most recent assignment as a Unit Voting Assistance Officer (UVAO), did you do the following activities?	32
19.	During 2008, were you asked to provide the following kinds of voting assistance? (options a-i).....	33
19.	During 2008, were you asked to provide the following kinds of voting assistance? (options j-r)	34
20.	During your most recent Unit Voting Assistance Officer (UVAO) assignment, how satisfied or dissatisfied were you with each of the following as you performed your duties?	35
	a. Amount of time available for performing UVAO duties.....	35
	b. Command support for the voting program	36
	c. Quantity of voting materials available	37
	d. Timeliness of distribution of voting materials within unit/installation.....	38
	e. Method of requesting voting materials	39

21. During 2008, did members of your unit(s) make the following complaints about registering to vote, obtaining an absentee ballot, or preparing to vote? (options a-f) 40
21. During 2008, did members of your unit(s) make the following complaints about registering to vote, obtaining an absentee ballot, or preparing to vote? (options g-k)..... 41

ELECTRONIC TRANSMISSION OF ELECTION MATERIALS

23. During 2008, did you assist voters by sending and/or receiving any of the following voting materials by fax? 42
24. During 2008, did you assist voters by sending and/or receiving any of the following voting materials by e-mail? 43

VOTING ASSISTANCE GUIDE

25. Did you receive the 2008-09 Voting Assistance Guide (VAG)? 44
26. During 2008, in what month did you receive the 2008-09 Voting Assistance Guide (VAG)? (options 1-6) 45
26. During 2008, in what month did you receive the 2008-09 Voting Assistance Guide (VAG)? (options 7-13) 46
27. During 2008, how useful was the 2008-09 Voting Assistance Guide (VAG) in helping you perform your Unit Voting Assistance Officer (UVAO) duties? 47
28. Did you like the following features of the 2008-09 Voting Assistance Guide (VAG)? 48

VOTING INFORMATION NEWS NEWSLETTER

29. During 2008, did you receive the Voting Information News (VIN) newsletter? 49
30. During 2008, did you use the Voting Information News (VIN) newsletter? 50
31. During 2008, did you use the Voting Information News (VIN) newsletter in the following ways? 51
32. Overall, how useful was the Voting Information News (VIN) newsletter in helping you carry out your Unit Voting Assistance Officer (UVAO) duties? 52
33. During 2008, when you used the Voting Information News (VIN) newsletter, did you like the following features? 53

FEDERAL VOTING ASSISTANCE PROGRAM (FVAP) WEB SITE

34. During 2008, did you visit the Federal Voting Assistance Program (FVAP) Web site? 54

35.	How many times did you visit the Federal Voting Assistance Program (FVAP) Web site during 2008?	55
36.	During 2008, did you visit the Federal Voting Assistance Program (FVAP) Web site for any of the following reasons? (options a-f)	56
36.	During 2008, did you visit the Federal Voting Assistance Program (FVAP) Web site for any of the following reasons? (options g-l)	57
37.	Overall, how satisfied or dissatisfied were you with the Federal Voting Assistance Program (FVAP) Web site when you visited it in 2008?	58
38.	What were your reasons for not visiting the Federal Voting Assistance Program (FVAP) Web site in 2008?	59

TOLL-FREE TELEPHONE SERVICE

39.	During 2008, did you use or refer anyone in your unit(s) to the Federal Voting Assistance Program (FVAP) toll-free telephone service?	60
40.	Based on your experience in 2008 with the Federal Voting Assistance Program (FVAP) toll-free telephone service, how satisfied or dissatisfied were you with the assistance you received?	61
41.	Based on what you know of the experiences of those whom you referred in 2008 to the Federal Voting Assistance Program (FVAP) toll-free telephone service, how satisfied or dissatisfied were they with the assistance they received?	62
42.	During 2008, did you not use, or refer anyone to, the Federal Voting Assistance Program (FVAP) toll-free telephone service for any of the following reasons?	63

OTHER SOURCES OF VOTING INFORMATION

43.	During 2008, how useful was each of the following sources in helping you perform your Unit Voting Assistance Officer (UVAO) duties?	64
a.	Voting news releases	64
b.	Motivational posters	65
c.	Election Dates Posters	66
d.	How To Do It! Frequently Asked Questions about absentee voting	67
e.	Public service ad campaign	68
44.	During 2008, did you have enough of the following election materials to carry out your Unit Voting Assistance Officer (UVAO) duties?	69
a.	2008-09 Voting Assistance Guides (VAG)	69
b.	Federal Post Card Applications (FPCAs)	70
c.	Federal Write-In Absentee Ballots (FWABs)	71

d. Election Dates Posters 72

e. Motivational posters..... 73

DRAFT

2008 POST-ELECTION SURVEY OF MILITARY UNIT VOTING ASSISTANCE OFFICERS: TABULATIONS OF RESPONSES

Introduction to the Survey

The *Human Resources Strategic Assessment Program* (HRSAP), Defense Manpower Data Center (DMDC), conducts surveys to support the personnel information needs of the Under Secretary of Defense for Personnel and Readiness (USD[P&R]). These surveys assess the attitudes and opinions of the entire Department of Defense (DoD) community. Although the primary sources of information for HRSAP are *Status of Forces Surveys* (SOFS), DMDC also conducts special polls to obtain quick, targeted answers on special topics.

This report contains tabulations of responses from the *2008 Post-Election Survey of Military Unit Voting Assistance Officers*, conducted from October 15, 2008 to February 6, 2009. This introduction (1) summarizes the survey content, (2) defines the total population surveyed and the subgroups used in tabulations of responses, (3) summarizes the survey methodology,¹ and (4) provides details on how to use the tabulations. The tabulations and a copy of the survey items follow this introduction.²

Survey Content

The topics covered in the *2008 Post-Election Survey of Military Unit Voting Assistance Officers (UVAO)* include voting assistance, electronic transmission of election materials, voting assistance guide, voting information newsletter, Federal Voting Assistance Program (FVAP) Web site, toll-free telephone service, and other sources of voting information and resources. This survey was subdivided into the following eight topic areas:

1. *Background Information*—Service, paygrade, age, location, duration of Unit Voting Assistance Officer (UVAO) assignment, and prior UVAO service.
2. *Voting Assistance*—Number and size of units served, types and usefulness of training received, number of members assisted with voting, number of Federal Post Card Applications (FPCA) and Federal Write-In Absentee Ballots (FWAB) provided, hours worked as UVAO, types of activities and assistance provided as UVAO, and satisfaction with aspects of performance of UVAO duties.
3. *Electronic Transmissions of Election Materials*—Types of voting materials sent by fax or e-mail.
4. *Voting Assistance Guide*—Use and usefulness of the Department of Defense 2008-09 Voting Assistance Guide (VAG), and rating of VAG features.

¹ Details on survey methodology are reported by DMDC (2009b).

² Refer to DMDC (2009a) to view a screen-shot version of the survey as it appeared on the Web.

5. *Voting Information News (VIN)*—Use and rating of the Voting Information News (VIN) newsletter.
6. *Federal Voting Assistance Program (FVAP) Web Site*—Use of FVAP Web site, reasons for visiting the FVAP Web site, satisfaction with FVAP Web site, and reasons for not using the FVAP Web site.
7. *Toll-Free Telephone Service*—Use and satisfaction with the FVAP toll-free telephone service, and reasons for not using the toll-free telephone service.
8. *Other Sources of Voting Information and Resources*—Usefulness of sources of voting information in performing UVAO duties (e.g., voting news releases, public service ad campaigns) and adequacy of supply of election materials.

Population and Reporting Categories

The target population for the UVAO consisted of all Military Unit Voting Assistance Officers³ of the Army, Navy, Marine Corps, Air Force, and Coast Guard excluding National Guard and Reserve members. As a list of UVAOs was not available by the time of the survey administration, the population of interest was defined as active duty units with 25 or more permanently assigned active duty members because units of this size are required to designate a UVAO.

Survey results are presented for the total population and by a variety of reporting categories. To form the reporting categories for the tabulations, respondents were classified primarily by survey self-report. If the self-reported data are missing, then DMDC's *Active Duty Master Edit File* data, at the time of sampling, is used to impute the subgroup classification for Service, size of unit, and location. Survey results are tabulated by: Service, paygrade, size of unit, location, time overseas, duration of UVAO assignment, prior UVAO service, UVAO training, and age. Definitions for reporting categories follow:

- *Service*—Categories include *Army, Navy, Marine Corps, Air Force, and Coast Guard*.
- *Paygrade*—The *Enlisted* subgroup includes all enlisted paygrades (E1-E9). The enlisted subgroup is broken into the following groups: *E1-E4* and *E5-E9*. The *Officers* subgroup includes warrant officers (*W1-W5*) and commissioned officers (*O1-O3* and *O4-O6*).
- *Size of Unit*—Categories are *Less than 25, 25 to 99, 100 to 249, and 250 or More*.
- *Location*—Geographic locations (Figure 1, page 3) are collapsed into geographic regions as defined by the *Department of Defense Worldwide Manpower Distribution by Geographic Area* (DMDC, 2005). The primary

³ The target population excludes assistants to the Unit Voting Assistance Officers.

classification distinguishes *Overseas* from *US (including territories)*. *US (including territories)* includes respondents with permanent duty stations located in the 50 states, the District of Columbia, Puerto Rico, and United States territories or possessions.

Figure 1.
Geographic Locations Used for Analyses



- *Time Overseas*—Categories include *Less Than 1 Year*, *1 to 3 Years*, and *3 Years or More*.
- *Duration of UVAO Assignment*—Categories include *Less Than 3 Months*, *3 Months to Less Than 6 Months*, *6 Months to Less Than 1 Year*, and *1 Year or More*.
- *Prior UVAO Service*—Categories include *Prior Service* and *Non-Prior Service*.
- *UVAO Training*—Categories include *Trained* and *Not Trained*.
- *Age*—Categories include *18 to 24 Years Old*, *25 to 29 Years Old*, *30 to 34 Years Old*, *35 to 44 Years Old*, and *45 Years Old or More*.

Survey Methodology

The Web survey administration process began on October 15, 2008, with the mailout of notification letters to sample members. This notification letter explained why the survey was being conducted, how the survey information would be used, and why participation was important. Throughout the administration period, additional e-mail and postal reminders were sent to encourage survey participation. Data were collected on the Web from November 5, 2008 to February 6, 2009.

The *UVAO* survey was a census of active duty units with 25 or more permanently assigned active duty members. The census consisted of 9,518 units drawn from the sample frame constructed from DMDC's *Active Duty Master Edit File*.

Completed surveys (defined as 50% or more of the survey questions asked of all participants are answered) were received from 2,816 eligible respondents. The overall weighted response rate was 30%.

Data were weighted using the industry standard two-stage process. This form of weighting produces survey estimates of population totals, proportions, and means (as well as other statistics) that are representative of their respective populations. Unweighted survey data, in contrast, are likely to produce biased estimates of population statistics. The two-stage process of weighting consists of the following steps:

- *Adjustment for selection probability*—Probability samples are selected from lists and each member of the list has a known nonzero probability of selection. In this study, all units with 25 or more permanently assigned active duty members were selected, so the base weight given to respondents was 1.
- *Adjustments for nonresponse*—Some sampled members do not respond to the survey. Suppose only half the members completed and returned a survey. Because the unweighted response set size would only be 50% of the total, weights are needed to project the response set up to the subgroup population total. In this example, the base weight of 1 is multiplied by the reciprocal of the nonresponse rate of 2 to create a new weight of 2. The weighted sample sums to the subgroup population total.

Table 1 (page 5) shows the number of respondents and the portion of total respondents in each reporting group. Also shown are the estimated number of members and the portion of total members in each reporting group. Differences in the percentages of respondents and population for the reporting categories reflect differences in the number sampled, as well as differences in response rates.⁴

⁴ There is also a slight difference in treatment of missing data. Cases with missing data are included in counts of respondents, but are excluded in population estimates.

Table 1.
Number of Respondents (Total) and Estimated Population by Reporting Categories

	Respondents		Estimated Population			
	Count	Percent	Totals		Percent	Max ME
TOTAL	2,816	100%	9,518	± 1	100%	
Army	879	31%	4,532	± 30	48%	±1%
Navy	719	26%	1,818	± 30	19%	±1%
Marine Corps	174	6%	475	± 19	5%	±1%
Air Force	874	31%	2,297	± 24	24%	±1%
Coast Guard	170	6%	397	± 3	4%	±1%
PAYGRADE						
Enlisted	1,203	43%	3,728	± 148	39%	±2%
E1 – E4	41	1%	117	± 31	1%	±1%
E5 – E9	1,162	41%	3,611	± 147	38%	±2%
Officers	1,528	54%	5,506	± 148	58%	±2%
W1 – W5	107	4%	416	± 72	4%	±1%
O1 – O3	1,267	45%	4,607	± 155	48%	±2%
O4 – O6	154	5%	483	± 67	5%	±1%
SIZE OF UNIT						
Less Than 25	115	4%	409	± 68	4%	±1%
25 to 99	949	34%	3,429	± 143	36%	±2%
100 to 249	960	34%	3,172	± 145	33%	±2%
250 or More	792	28%	2,508	± 135	26%	±2%
LOCATION						
US (Incl. Territories)	2,342	83%	7,821	± 84	82%	±1%
Overseas	474	17%	1,697	± 84	18%	±1%
TIME OVERSEAS						
Less Than 1 Year	165	6%	672	± 69	7%	±5%
1 Year to Less Than 3 Years	235	8%	775	± 69	8%	±5%
3 Years or More	72	3%	245	± 50	3%	±3%
DURATION UVAO ASSIGNMENT						
Less Than 3 Mos.	546	19%	2,009	± 137	21%	±2%
3 Mos. to Less Than 6 Mos.	597	21%	2,110	± 137	22%	±2%
6 Mos. to Less Than 1 Year	888	32%	2,961	± 149	31%	±2%
1 Year or More	783	28%	2,432	± 134	26%	±2%
PRIOR UVAO SERVICE						
Prior Service	428	15%	1,471	± 119	15%	±2%
Non-Prior Service	2,387	85%	8,045	± 119	85%	±2%
UVAO TRAINING						
Trained	2,011	71%	6,755	± 146	71%	±2%
Not Trained	805	29%	2,763	± 146	29%	±2%
AGE						
18 to 24 Years Old	326	12%	1,220	± 114	13%	±2%
25 to 29 Years Old	658	23%	2,304	± 140	24%	±2%
30 to 34 Years Old	545	19%	1,863	± 129	20%	±2%
35 to 44 Years Old	1,034	37%	3,304	± 150	35%	±2%
45 Years Old or More	248	9%	810	± 89	9%	±1%

Tabulation Procedures

Tabulations⁵ for each question, including the text of the questions and response options are shown. To compress the width of columns in the tables, the response options are shown with a number, letter, or DNA (i.e., *Does not apply*); then that number, letter, or DNA is used as the column heading for the responses. The central feature of the tabulations is the percentage of members choosing the response options indicated by the column heading. Within a set of response options, percentages may not add to 100% due to rounding error.

Where an item lends itself to presentation as an average, that average is also shown as both a number estimate and in a bar chart. The averages lend themselves to a quick scan for reporting groups differing from other similarly defined groups. In some cases, the responses are averages of the numeric scales presented with the response options. Where there is a simple binomial response (e.g., yes/no), only one percentage is presented. In this case, the bar chart represents that percentage.

On each page of tabulations, the first column lists the reporting group shown in that row. The second column, *Percent Responding*, lists the portion of the reporting group represented in the estimates in that row. In most cases, if this percentage is not 100, it may reflect item nonresponse, and the table note indicates that “Percent responding are Military Unit Voting Assistance Officers who answered the question.” Not all questions will apply to every respondent. Where possible, the Web survey is programmed to skip respondents over questions that do not apply to them. For example, Q13 (If you received any of the following types of training, how useful was each one in preparing you for performing your Unit Voting Assistance Officer [UVAO] duties?) does not apply to those who marked in Q12 that they did not receive training to prepare them for performing their UVAO duties. The table note for this question indicates, “Percent responding are Military Unit Voting Assistance Officers who answered the question and who received UVAO training (Q12).”

Margins of Error

The presence of survey nonresponse required weighting to produce population estimates (e.g., percent prior service).⁶ Because of the weighting, conventional formulas for calculating the margin of error will overstate the reliability of the estimate. For this report, variance estimates were calculated using SUDAAN[®] PROC DESCRIPT (Research Triangle Institute, 2004).

⁵ Details of data editing and preparation are provided by DMDC (2009a).

⁶ As a result of differential weighting, only certain statistical software procedures, such as SUDAAN[®] PROC DESCRIPT, correctly calculate standard errors, variances, or tests of statistical significance for stratified samples.

© Copyright 2004 by Research Triangle Institute, P.O. Box 12194, Research Triangle Park, NC 27709-2194

By definition, surveys are subject to error from nonresponse and noncompletion. Standard errors are estimates of the variance around population parameters, such as percentages or means, and are used to construct margins of error (i.e., confidence interval half-widths). Percentages and means in these tabulations are reported with margins of error based on 95% confidence intervals. In order to compress the data display, only the maximum margin of error (Max ME) for each reporting category is shown. That is, the tab volume shows only the largest margin of error for the percentages or means in each row. For each average shown in these tabulations, its margin of error is also printed.

The following reporting conventions are used:

- “0” indicates that no one in any reporting group selected the response option,
- NR indicates the estimate is *Not Reportable* and is suppressed because of low reliability. Estimates of low reliability are suppressed based on criteria defined in terms of nominal sample size (less than 5), effective sample size (less than 30), or relative standard error (greater than 0.225),
- NA indicates the question was *Not Applicable* because the question did not apply to respondents in the reporting category based on answers to previous questions,
- no Max ME is printed when all percentages in the row are shown as NR,
- no margin of error is printed for an average when it is shown as NR.

References

- DMDC. (2005, September). *Department of Defense worldwide manpower distribution by geographic area*. Retrieved June 5, 2007 from <http://siadapp.dmdc.osd.mil/personnel/M05/m05sep05.pdf>
- DMDC. (2009a). *2008 Post-Election Voting Survey of Military Unit Voting Assistance Officers: Administration, datasets, and codebook* (Report No. 2009-015). Arlington, VA: Author.
- DMDC. (2009b). *2008 Post-Election Voting Survey of Military Unit Voting Assistance Officers: Statistical methodology report* (Report No. 2009-016). Arlington, VA: Author.
- Research Triangle Institute. (2004). *SUDAAN[®] Language Manual, Release 9.0*. Research Triangle Park, NC: Research Triangle Institute.

Tabulations of Responses

DRAFT

1. In what Service were you on active duty on November 4, 2008?

- 1. Army
- 2. Navy
- 3. Marine Corps
- 4. Air Force
- 5. Coast Guard
- 6. None, I have separated or retired

	Percent Responding		Percentages						Max ME
			1	2	3	4	5	6	
TOTAL	100	±1	46	19	5	23	4	3	±1
Army	100	±1	96	0	0	0	0	4	±2
Navy	100	±0	0	99	0	0	0	1	±1
Marine Corps	100	±0	0	0	98	0	0	2	±3
Air Force	100	±1	0	0	0	96	0	4	±2
Coast Guard	100	±0	0	0	0	0	99	1	±3
PAYGRADE									
Enlisted	100	±1	31	27	3	33	4	2	±3
E1 – E4	100	±0	NR	20	5	56	2	2	±14
E5 – E9	100	±1	32	27	3	32	4	2	±3
Officers	100	±0	57	14	6	17	4	0	±2
W1 – W5	100	±0	67	9	11	0	12	1	±8
O1 – O3	100	±0	59	14	6	18	4	0	±2
O4 – O6	100	±0	34	22	7	30	3	3	±8
SIZE OF UNIT									
Less Than 25	99	±2	46	21	6	18	4	5	±9
25 to 99	100	±1	48	16	2	24	7	3	±3
100 to 249	100	±0	49	18	5	24	2	2	±3
250 or More	100	±1	39	23	9	22	2	5	±4
LOCATION									
US (Incl. Territories)	100	±1	44	20	5	23	5	3	±1
Overseas	100	±0	54	14	5	23	1	3	±3
TIME OVERSEAS									
Less Than 1 Year	100	±0	70	11	9	9	0	1	±6
1 Year to Less Than 3 Years	100	±0	45	16	3	34	1	1	±6
3 Years or More	100	±0	39	14	2	30	2	13	±12
DURATION UVAO ASSIGNMENT									
Less Than 3 Mos.	100	±1	59	14	5	16	5	1	±4
3 Mos. to Less Than 6 Mos.	100	±0	53	16	6	20	4	2	±4
6 Mos. to Less Than 1 Year	100	±1	44	23	4	24	3	3	±3
1 Year or More	100	±1	32	21	6	31	6	5	±4
PRIOR UVAO SERVICE									
Prior Service	99	±1	45	15	7	23	4	6	±5
Non-Prior Service	100	±1	46	20	4	23	4	3	±1
UVAO TRAINING									
Trained	100	±1	44	19	5	27	1	4	±2
Not Trained	100	±1	50	18	4	14	11	2	±3
AGE									
18 to 24 Years Old	100	±1	65	9	2	17	7	0	±5
25 to 29 Years Old	100	±0	52	17	7	20	4	0	±4
30 to 34 Years Old	100	±0	49	24	6	18	4	0	±4
35 to 44 Years Old	100	±1	38	22	5	30	4	2	±3
45 Years Old or More	99	±2	28	14	0	26	4	28	±7

Note. Percent responding are Military Unit Voting Assistance Officers who answered the question. The reporting category of Service was based on administrative records for those who indicated they had separated or retired.

NR: Not reportable

2. What is your current paygrade?

1. E1-E4
4. O1-O32. E5-E9
5. O4-O6

3. W1-W5

	Percent Responding		Percentages					Max ME
			1	2	3	4	5	
TOTAL	97	±1	1	39	5	50	5	±2
Army	97	±2	0	27	6	62	4	±3
Navy	99	±1	1	54	2	36	6	±3
Marine Corps	99	±2	2	26	10	55	8	±6
Air Force	95	±2	3	53	0	37	7	±3
Coast Guard	98	±2	1	41	13	42	4	±6
PAYGRADE								
Enlisted	100	±0	3	97	0	0	0	±1
E1 – E4	100	±0	NR	NR	NR	NR	NR	
E5 – E9	100	±0	0	100	0	0	0	±0
Officers	100	±0	0	0	8	84	9	±2
W1 – W5	100	±0	0	0	100	0	0	±0
O1 – O3	100	±0	0	0	0	100	0	±0
O4 – O6	100	±0	0	0	0	0	100	±0
SIZE OF UNIT								
Less Than 25	94	±4	6	39	3	44	8	±9
25 to 99	97	±1	2	41	6	47	5	±3
100 to 249	98	±1	1	36	3	56	4	±3
250 or More	96	±2	1	41	4	47	8	±4
LOCATION								
US (Incl. Territories)	97	±1	1	40	4	49	5	±2
Overseas	98	±2	2	35	5	53	5	±5
TIME OVERSEAS								
Less Than 1 Year	99	±2	1	17	7	73	2	±7
1 Year to Less Than 3 Years	99	±1	2	42	4	46	6	±7
3 Years or More	92	±8	NR	70	3	18	8	±13
DURATION UVAO ASSIGNMENT								
Less Than 3 Mos.	98	±2	2	25	4	66	3	±4
3 Mos. to Less Than 6 Mos.	98	±1	1	35	3	56	5	±4
6 Mos. to Less Than 1 Year	97	±1	2	44	4	45	5	±4
1 Year or More	94	±2	1	48	7	37	8	±4
PRIOR UVAO SERVICE								
Prior Service	96	±2	0	38	5	45	11	±5
Non-Prior Service	97	±1	1	39	4	51	4	±2
UVAO TRAINING								
Trained	96	±1	1	42	4	47	5	±3
Not Trained	99	±1	1	32	5	56	5	±4
AGE								
18 to 24 Years Old	100	±1	5	6	1	88	0	±4
25 to 29 Years Old	100	±1	2	16	2	80	0	±3
30 to 34 Years Old	100	±1	0	39	5	51	5	±4
35 to 44 Years Old	98	±1	0	62	6	23	9	±3
45 Years Old or More	74	±5	0	69	11	5	16	±7

Note. Percent responding are Military Unit Voting Assistance Officers who answered the question.

NR: Not reportable

3. On November 4, 2008, were you stationed in the United States or overseas?

1. United States

2. Overseas

	Percent Responding		Percentages		Max ME
			1	2	
TOTAL	99	±1	82	18	±1
Army	99	±1	79	21	±2
Navy	100	±1	87	13	±2
Marine Corps	100	±0	81	19	±5
Air Force	99	±1	82	18	±1
Coast Guard	99	±2	96	4	±3
PAYGRADE					
Enlisted	100	±1	83	17	±2
E1 – E4	100	±0	78	22	±14
E5 – E9	100	±1	84	16	±2
Officers	100	±0	81	19	±2
W1 – W5	100	±0	78	22	±9
O1 – O3	100	±0	81	19	±2
O4 – O6	100	±0	84	16	±7
SIZE OF UNIT					
Less Than 25	98	±3	86	14	±8
25 to 99	99	±1	80	20	±3
100 to 249	100	±1	82	18	±3
250 or More	100	±1	84	16	±3
LOCATION					
US (Incl. Territories)	99	±1	100	0	±0
Overseas	100	±1	0	100	±0
TIME OVERSEAS					
Less Than 1 Year	100	±0	0	100	±0
1 Year to Less Than 3 Years	100	±0	0	100	±0
3 Years or More	100	±0	NR	NR	
DURATION UVAO ASSIGNMENT					
Less Than 3 Mos.	100	±1	84	16	±4
3 Mos. to Less Than 6 Mos.	99	±1	86	14	±3
6 Mos. to Less Than 1 Year	99	±1	79	21	±3
1 Year or More	99	±1	81	19	±3
PRIOR UVAO SERVICE					
Prior Service	100	±1	82	18	±4
Non-Prior Service	99	±1	82	18	±2
UVAO TRAINING					
Trained	99	±1	83	17	±2
Not Trained	100	±1	81	19	±3
AGE					
18 to 24 Years Old	100	±0	77	23	±5
25 to 29 Years Old	100	±0	82	18	±3
30 to 34 Years Old	100	±0	82	18	±3
35 to 44 Years Old	100	±1	84	16	±2
45 Years Old or More	95	±3	83	17	±6

Note. Percent responding are Military Unit Voting Assistance Officers who answered the question. Respondents who were stationed on board a ship were instructed to indicate whether their homeport country was the United States or overseas.

NR: Not reportable

4. As of November 4, 2008, how long had you been stationed in this country?

1. Less than 6 months
 2. 6 months to less than 1 year
 3. 1 year to less than 2 years
 4. 2 years to less than 3 years
 5. 3 years or more

	Percent Responding		Percentages					Max ME
			1	2	3	4	5	
TOTAL	18	±1	21	19	33	13	14	±5
Army	21	±2	27	23	31	6	13	±7
Navy	13	±2	14	16	38	18	15	±8
Marine Corps	19	±5	36	30	18	9	8	±14
Air Force	18	±1	6	10	40	26	18	±7
Coast Guard	4	±3	NR	NR	NR	NR	NR	
PAYGRADE								
Enlisted	16	±2	9	10	33	22	26	±7
E1 – E4	22	±12	NR	NR	NR	NR	NR	
E5 – E9	16	±2	10	9	32	22	27	±7
Officers	19	±2	27	25	34	7	6	±6
W1 – W5	22	±8	NR	NR	NR	5	NR	±11
O1 – O3	19	±2	29	27	33	7	5	±7
O4 – O6	16	±6	NR	7	NR	NR	NR	±13
SIZE OF UNIT								
Less Than 25	14	±6	NR	NR	NR	NR	NR	
25 to 99	20	±3	19	18	35	12	17	±8
100 to 249	18	±3	24	21	29	14	12	±8
250 or More	16	±3	19	17	36	11	17	±8
LOCATION								
US (Incl. Territories)	NA		NA	NA	NA	NA	NA	
Overseas	100	±1	21	19	33	13	14	±5
TIME OVERSEAS								
Less Than 1 Year	100	±0	52	48	0	0	0	±8
1 Year to Less Than 3 Years	100	±0	0	0	72	28	0	±6
3 Years or More	100	±0	NR	NR	NR	NR	NR	
DURATION UVAO ASSIGNMENT								
Less Than 3 Mos.	16	±3	46	21	22	2	9	±11
3 Mos. to Less Than 6 Mos.	14	±3	26	39	23	5	6	±11
6 Mos. to Less Than 1 Year	21	±3	15	18	42	14	11	±8
1 Year or More	19	±3	7	7	35	23	29	±8
PRIOR UVAO SERVICE								
Prior Service	18	±4	11	20	33	13	23	±11
Non-Prior Service	18	±2	22	19	33	13	13	±5
UVAO TRAINING								
Trained	17	±2	15	18	34	16	17	±5
Not Trained	19	±3	32	22	30	6	9	±9
AGE								
18 to 24 Years Old	23	±5	36	32	25	5	NR	±12
25 to 29 Years Old	18	±3	30	23	35	7	5	±9
30 to 34 Years Old	18	±3	17	20	39	13	11	±10
35 to 44 Years Old	16	±2	10	13	34	18	24	±8
45 Years Old or More	17	±5	9	NR	24	25	42	±16

Note. Percent responding are Military Unit Voting Assistance Officers who answered the question and who were stationed overseas (Q3).

NR: Not reportable

NA: Not applicable

5. What was your age on November 4, 2008?

1. 24 years old or younger
4. 35 to 44 years old

2. 25 to 29 years old
5. 45 years old or older

3. 30 to 34 years old

	Percent Responding		Percentages					Max ME
			1	2	3	4	5	
TOTAL	100	±1	13	24	20	35	9	±2
Army	100	±1	17	27	20	28	8	±3
Navy	100	±1	6	22	25	40	7	±3
Marine Corps	100	±0	6	33	23	37	1	±6
Air Force	100	±1	9	20	14	44	13	±3
Coast Guard	100	±0	21	22	17	30	9	±6
PAYGRADE								
Enlisted	100	±1	4	11	20	54	11	±3
E1 – E4	100	±0	56	39	NR	NR	NR	±14
E5 – E9	100	±1	2	10	20	56	11	±3
Officers	100	±0	20	34	21	22	3	±3
W1 – W5	100	±0	3	12	23	47	15	±9
O1 – O3	100	±0	23	40	21	16	1	±3
O4 – O6	100	±0	0	0	19	61	20	±8
SIZE OF UNIT								
Less Than 25	100	±0	7	22	26	37	9	±9
25 to 99	100	±1	14	25	20	32	9	±3
100 to 249	100	±1	16	26	18	33	7	±3
250 or More	100	±0	8	21	21	40	9	±4
LOCATION								
US (Incl. Territories)	100	±1	12	24	20	35	9	±2
Overseas	100	±1	17	24	19	32	8	±4
TIME OVERSEAS								
Less Than 1 Year	100	±0	29	33	18	19	2	±8
1 Year to Less Than 3 Years	100	±0	11	22	22	36	9	±6
3 Years or More	100	±0	NR	8	15	52	23	±12
DURATION UVAO ASSIGNMENT								
Less Than 3 Mos.	99	±1	23	31	19	23	4	±4
3 Mos. to Less Than 6 Mos.	100	±0	16	28	21	30	6	±4
6 Mos. to Less Than 1 Year	100	±0	11	23	21	39	6	±3
1 Year or More	100	±1	4	17	18	43	17	±4
PRIOR UVAO SERVICE								
Prior Service	100	±1	5	18	19	42	15	±5
Non-Prior Service	100	±1	14	25	20	33	7	±2
UVAO TRAINING								
Trained	100	±1	11	23	20	37	9	±2
Not Trained	100	±1	18	27	19	28	7	±3
AGE								
18 to 24 Years Old	100	±0	100	0	0	0	0	±0
25 to 29 Years Old	100	±0	0	100	0	0	0	±0
30 to 34 Years Old	100	±0	0	0	100	0	0	±0
35 to 44 Years Old	100	±0	0	0	0	100	0	±0
45 Years Old or More	100	±0	0	0	0	0	100	±0

Note. Percent responding are Military Unit Voting Assistance Officers who answered the question.

NR: Not reportable

6. Is your current assignment the same as your assignment on November 4, 2008?

	Percent Responding		Percentages	Max ME	Percentage Reporting Yes
			Yes		
TOTAL	100	±1	98	±1	
Army	100	±1	97	±2	
Navy	100	±1	100	±1	
Marine Corps	100	±0	98	±3	
Air Force	100	±1	99	±1	
Coast Guard	100	±0	99	±3	
PAYGRADE					
Enlisted	100	±0	99	±1	
E1 - E4	100	±0	NR		
E5 - E9	100	±0	99	±1	
Officers	100	±0	97	±1	
W1 - W5	100	±0	100	±0	
O1 - O3	100	±0	97	±2	
O4 - O6	100	±0	98	±5	
SIZE OF UNIT					
Less Than 25	99	±2	98	±5	
25 to 99	100	±1	98	±2	
100 to 249	100	±1	97	±2	
250 or More	100	±1	99	±1	
LOCATION					
US (Incl. Territories)	100	±1	99	±1	
Overseas	100	±1	95	±3	
TIME OVERSEAS					
Less Than 1 Year	100	±0	95	±4	
1 Year to Less Than 3 Years	100	±0	93	±5	
3 Years or More	100	±0	NR		
DURATION UVAO ASSIGNMENT					
Less Than 3 Mos.	100	±1	96	±2	
3 Mos. to Less Than 6 Mos.	100	±1	99	±2	
6 Mos. to Less Than 1 Year	100	±1	98	±2	
1 Year or More	99	±1	99	±2	
PRIOR UVAO SERVICE					
Prior Service	100	±0	99	±2	
Non-Prior Service	100	±1	98	±1	
UVAO TRAINING					
Trained	100	±1	98	±1	
Not Trained	100	±1	97	±2	
AGE					
18 to 24 Years Old	100	±0	96	±3	
25 to 29 Years Old	100	±0	96	±2	
30 to 34 Years Old	100	±0	99	±2	
35 to 44 Years Old	100	±1	100	±1	
45 Years Old or More	98	±2	99	±4	

Note. Percent responding are Military Unit Voting Assistance Officers who answered the question.

NR: Not reportable

7. How long had you been a Unit Voting Assistance Officer (UVAO) in the assignment you held on November 4, 2008?

1. Less than 3 months 2. 3 months to less than 6 months 3. 6 months to less than 1 year
4. 1 year or more

	Percent Responding		Percentages				Max ME
			1	2	3	4	
TOTAL	100	±1	21	22	31	26	±2
Army	100	±0	26	25	30	18	±3
Navy	100	±1	15	18	38	29	±3
Marine Corps	100	±0	20	25	25	30	±6
Air Force	100	±1	14	19	32	35	±3
Coast Guard	100	±0	27	20	19	35	±6
PAYGRADE							
Enlisted	100	±1	14	20	36	30	±3
E1 – E4	100	±0	27	24	37	11	±14
E5 – E9	100	±1	14	20	36	30	±3
Officers	100	±0	26	24	28	22	±3
W1 – W5	100	±0	20	14	28	38	±9
O1 – O3	100	±0	28	25	28	18	±3
O4 – O6	100	±0	14	21	28	37	±7
SIZE OF UNIT							
Less Than 25	100	±0	31	20	29	20	±9
25 to 99	100	±1	25	22	28	25	±3
100 to 249	100	±1	21	22	32	25	±3
250 or More	100	±0	15	23	34	28	±4
LOCATION							
US (Incl. Territories)	100	±1	22	23	30	25	±2
Overseas	100	±0	19	17	36	28	±5
TIME OVERSEAS							
Less Than 1 Year	100	±0	32	29	30	9	±8
1 Year to Less Than 3 Years	100	±0	10	11	45	35	±7
3 Years or More	100	±0	12	7	26	55	±12
DURATION UVAO ASSIGNMENT							
Less Than 3 Mos.	100	±0	100	0	0	0	±0
3 Mos. to Less Than 6 Mos.	100	±0	0	100	0	0	±0
6 Mos. to Less Than 1 Year	100	±0	0	0	100	0	±0
1 Year or More	100	±0	0	0	0	100	±0
PRIOR UVAO SERVICE							
Prior Service	100	±0	12	20	25	43	±5
Non-Prior Service	100	±1	23	23	32	22	±2
UVAO TRAINING							
Trained	100	±1	13	21	35	31	±2
Not Trained	100	±0	41	25	22	12	±4
AGE							
18 to 24 Years Old	100	±0	38	27	28	8	±6
25 to 29 Years Old	100	±0	27	25	29	18	±4
30 to 34 Years Old	100	±0	20	23	33	24	±4
35 to 44 Years Old	100	±1	14	19	35	32	±3
45 Years Old or More	100	±0	11	15	24	51	±6

Note. Percent responding are Military Unit Voting Assistance Officers who answered the question.

8. Have you ever served as a Unit Voting Assistance Officer (UVAO) before your most recent UVAO assignment?

1. No

2. Yes, more than once before

3. Yes, once before

	Percent Responding		Percentages			Max ME	Percentage Reporting Yes		
			1	2	3				
TOTAL	100	±1	85	4	12	±2	15.0	±2.0	
Army	100	±0	84	4	12	±3	16.0	±3.0	
Navy	100	±0	88	3	9	±3	12.0	±3.0	
Marine Corps	100	±0	78	6	15	±6	22.0	±6.0	
Air Force	100	±1	84	4	11	±3	16.0	±3.0	
Coast Guard	100	±0	86	1	13	±5	14.0	±5.0	
PAYGRADE									
Enlisted	100	±1	85	4	10	±2	15.0	±2.0	
E1 – E4	100	±0	98	NR	2	±9	2.0	±9.0	
E5 – E9	100	±1	85	4	11	±2	15.0	±2.0	
Officers	100	±0	84	3	13	±2	16.0	±2.0	
W1 – W5	100	±0	82	2	16	±8	18.0	±8.0	
O1 – O3	100	±0	86	2	11	±2	14.0	±2.0	
O4 – O6	100	±0	67	11	21	±8	33.0	±8.0	
SIZE OF UNIT									
Less Than 25	100	±0	88	3	9	±7	12.0	±7.0	
25 to 99	100	±0	86	3	11	±3	14.0	±3.0	
100 to 249	100	±1	86	4	10	±3	14.0	±3.0	
250 or More	100	±0	80	6	14	±3	20.0	±3.0	
LOCATION									
US (Incl. Territories)	100	±1	85	4	11	±2	15.0	±2.0	
Overseas	100	±0	84	4	12	±4	16.0	±4.0	
TIME OVERSEAS									
Less Than 1 Year	100	±0	88	4	9	±6	12.0	±6.0	
1 Year to Less Than 3 Years	100	±0	84	2	13	±5	16.0	±5.0	
3 Years or More	100	±0	75	10	15	±12	25.0	±12.0	
DURATION UVAO ASSIGNMENT									
Less Than 3 Mos.	100	±0	91	1	8	±3	9.0	±3.0	
3 Mos. to Less Than 6 Mos.	100	±0	86	2	12	±3	14.0	±3.0	
6 Mos. to Less Than 1 Year	100	±1	88	3	10	±3	12.0	±3.0	
1 Year or More	100	±0	74	9	17	±3	26.0	±3.0	
PRIOR UVAO SERVICE									
Prior Service	100	±0	0	25	75	±4	100.0	±0.0	
Non-Prior Service	100	±0	100	0	0	±0	0.0	±0.0	
UVAO TRAINING									
Trained	100	±1	83	5	12	±2	17.0	±2.0	
Not Trained	100	±0	88	2	9	±3	12.0	±3.0	
AGE									
18 to 24 Years Old	100	±0	94	0	6	±4	6.0	±4.0	
25 to 29 Years Old	100	±0	89	2	10	±3	11.0	±3.0	
30 to 34 Years Old	100	±0	85	4	12	±4	15.0	±4.0	
35 to 44 Years Old	100	±1	81	5	14	±3	19.0	±3.0	
45 Years Old or More	100	±0	72	12	16	±6	28.0	±6.0	

Note. Percent responding are Military Unit Voting Assistance Officers who answered the question.
 NR: Not reportable

9. As of November 4, 2008, how long have you served as a Unit Voting Assistance Officer (UVAO), including previous service?

1. Less than 6 months
 2. 6 months to less than 1 year
 3. 1 year to less than 2 years
 4. 2 years to less than 3 years
 5. 3 years or more

	Percent Responding		Percentages					Max ME
			1	2	3	4	5	
TOTAL	100	±1	37	31	18	8	6	±2
Army	100	±1	44	31	15	6	4	±3
Navy	99	±1	30	35	21	7	6	±3
Marine Corps	99	±1	35	30	12	12	12	±6
Air Force	99	±1	29	32	21	10	8	±3
Coast Guard	100	±0	43	21	16	11	9	±6
PAYGRADE								
Enlisted	100	±1	30	35	19	8	8	±3
E1 – E4	100	±0	55	35	11	NR	NR	±14
E5 – E9	100	±1	30	35	20	8	8	±3
Officers	99	±1	42	30	17	7	4	±3
W1 – W5	100	±0	27	30	23	8	12	±9
O1 – O3	99	±1	45	30	16	6	3	±3
O4 – O6	98	±2	27	22	19	21	11	±7
SIZE OF UNIT								
Less Than 25	99	±2	51	27	10	9	2	±9
25 to 99	99	±1	39	32	16	7	5	±3
100 to 249	100	±1	39	31	18	7	6	±3
250 or More	100	±1	31	32	20	10	8	±4
LOCATION								
US (Incl. Territories)	99	±1	39	30	17	8	6	±2
Overseas	100	±1	29	36	19	9	7	±5
TIME OVERSEAS								
Less Than 1 Year	100	±0	47	36	10	3	3	±8
1 Year to Less Than 3 Years	100	±1	17	41	27	12	3	±6
3 Years or More	100	±0	17	22	21	13	27	±12
DURATION UVAO ASSIGNMENT								
Less Than 3 Mos.	99	±1	91	4	2	2	1	±3
3 Mos. to Less Than 6 Mos.	100	±1	73	18	5	3	2	±4
6 Mos. to Less Than 1 Year	100	±1	5	82	7	4	2	±3
1 Year or More	100	±1	1	3	54	23	19	±4
PRIOR UVAO SERVICE								
Prior Service	100	±1	4	13	26	28	30	±5
Non-Prior Service	99	±1	43	35	16	4	2	±2
UVAO TRAINING								
Trained	100	±1	28	35	21	9	7	±2
Not Trained	99	±1	60	23	9	4	4	±4
AGE								
18 to 24 Years Old	100	±1	60	30	8	2	0	±6
25 to 29 Years Old	100	±1	46	32	15	6	1	±4
30 to 34 Years Old	99	±1	36	34	20	7	4	±4
35 to 44 Years Old	99	±1	27	33	21	10	9	±3
45 Years Old or More	100	±1	23	22	19	15	22	±6

Note. Percent responding are Military Unit Voting Assistance Officers who answered the question.

NR: Not reportable

11. As of November 4, 2008, how many people were assigned to the unit(s) where you served as Unit Voting Assistance Officer (UVAO)?

1. Less than 25
4. 250 or more

2. 25 to 99

3. 100 to 249

	Percent Responding		Percentages				Max ME
			1	2	3	4	
TOTAL	100	±1	4	36	33	26	±2
Army	100	±0	5	38	34	23	±3
Navy	100	±0	5	30	32	33	±3
Marine Corps	100	±0	5	13	34	48	±6
Air Force	100	±1	3	37	35	25	±3
Coast Guard	99	±1	4	65	20	11	±5
PAYGRADE							
Enlisted	100	±1	5	38	31	27	±3
E1 - E4	100	±0	19	49	22	10	±16
E5 - E9	100	±1	4	38	31	27	±3
Officers	100	±0	4	35	36	26	±3
W1 - W5	100	±0	3	47	26	25	±9
O1 - O3	100	±0	4	34	38	25	±3
O4 - O6	100	±0	7	33	23	38	±8
SIZE OF UNIT							
Less Than 25	100	±0	100	0	0	0	±0
25 to 99	100	±0	0	100	0	0	±0
100 to 249	100	±1	0	0	100	0	±0
250 or More	100	±0	0	0	0	100	±0
LOCATION							
US (Incl. Territories)	100	±1	5	35	33	27	±2
Overseas	100	±0	3	40	33	24	±5
TIME OVERSEAS							
Less Than 1 Year	100	±0	4	37	37	22	±8
1 Year to Less Than 3 Years	100	±0	4	40	31	25	±6
3 Years or More	100	±0	NR	45	27	28	±12
DURATION UVAO ASSIGNMENT							
Less Than 3 Mos.	100	±1	6	42	33	19	±4
3 Mos. to Less Than 6 Mos.	100	±0	4	36	32	28	±4
6 Mos. to Less Than 1 Year	100	±0	4	33	35	28	±3
1 Year or More	100	±1	3	35	33	29	±4
PRIOR UVAO SERVICE							
Prior Service	100	±1	3	33	30	34	±5
Non-Prior Service	100	±1	4	37	34	25	±2
UVAO TRAINING							
Trained	100	±1	4	32	34	30	±2
Not Trained	100	±1	5	45	32	17	±4
AGE							
18 to 24 Years Old	100	±0	2	40	41	17	±6
25 to 29 Years Old	100	±0	4	37	36	23	±4
30 to 34 Years Old	100	±0	6	36	30	28	±4
35 to 44 Years Old	100	±0	5	33	31	31	±3
45 Years Old or More	100	±1	4	39	28	29	±6

Note. Percent responding are Military Unit Voting Assistance Officers who answered the question.

NR: Not reportable

12. During the Unit Voting Assistance Officer (UVAO) assignment period that includes November 4, 2008, did you receive any training to prepare you for performing your UVAO duties?

	Percent Responding		Percentages	Max ME	Percentage Reporting Yes
			Yes		
TOTAL	100	±0	71	±2	
Army	100	±0	69	±3	
Navy	100	±0	72	±3	
Marine Corps	100	±0	75	±6	
Air Force	100	±0	82	±3	
Coast Guard	100	±0	21	±5	
PAYGRADE					
Enlisted	100	±0	76	±3	
E1 – E4	100	±0	68	±15	
E5 – E9	100	±0	76	±3	
Officers	100	±0	67	±3	
W1 – W5	100	±0	66	±9	
O1 – O3	100	±0	67	±3	
O4 – O6	100	±0	71	±7	
SIZE OF UNIT					
Less Than 25	100	±0	64	±9	
25 to 99	100	±0	64	±3	
100 to 249	100	±0	72	±3	
250 or More	100	±0	81	±3	
LOCATION					
US (Incl. Territories)	100	±0	71	±2	
Overseas	100	±0	69	±5	
TIME OVERSEAS					
Less Than 1 Year	100	±0	57	±8	
1 Year to Less Than 3 Years	100	±0	75	±6	
3 Years or More	100	±0	81	±11	
DURATION UVAO ASSIGNMENT					
Less Than 3 Mos.	100	±0	44	±4	
3 Mos. to Less Than 6 Mos.	100	±0	68	±4	
6 Mos. to Less Than 1 Year	100	±0	79	±3	
1 Year or More	100	±0	86	±3	
PRIOR UVAO SERVICE					
Prior Service	100	±0	78	±4	
Non-Prior Service	100	±0	70	±2	
UVAO TRAINING					
Trained	100	±0	100	±0	
Not Trained	100	±0	0	±0	
AGE					
18 to 24 Years Old	100	±0	60	±6	
25 to 29 Years Old	100	±0	67	±4	
30 to 34 Years Old	100	±0	72	±4	
35 to 44 Years Old	100	±0	76	±3	
45 Years Old or More	100	±0	75	±6	

Note. Percent responding are Military Unit Voting Assistance Officers who answered the question.

13. If you received any of the following types of training, how useful was each one in preparing you for performing your Unit Voting Assistance Officer (UVAO) duties?

a. Federal Voting Assistance Program (FVAP) onsite UVAO training workshop

- 1. Not at all useful
- 2. Not very useful
- 3. Somewhat useful
- 4. Useful
- 5. Very useful
- DNR. Did not receive this training

	Percent Responding		Percentages						Max ME	Average Usefulness		
			1	2	3	4	5	DNR				
TOTAL	68	±2	0	1	8	26	31	34	±2	4.3	±0.1	
Army	66	±3	0	2	8	27	32	31	±4	4.3	±0.1	
Navy	70	±3	0	1	6	20	34	40	±4	4.4	±0.1	
Marine Corps	69	±6	2	0	4	26	23	44	±8	4.2	±0.2	
Air Force	80	±3	0	1	10	26	28	34	±3	4.2	±0.1	
Coast Guard	19	±5	NR	NR	13	28	18	41	±14	4.1	±0.3	
PAYGRADE												
Enlisted	73	±3	0	1	7	25	37	30	±3	4.4	±0.1	
E1 – E4	65	±14	NR	NR	18	24	31	27	±15	4.2	±0.3	
E5 – E9	73	±3	0	1	7	25	38	30	±4	4.4	±0.1	
Officers	65	±3	1	1	9	26	24	39	±3	4.2	±0.1	
W1 – W5	63	±9	NR	NR	3	28	34	33	±12	4.4	±0.3	
O1 – O3	64	±3	1	1	9	27	23	39	±4	4.2	±0.1	
O4 – O6	68	±7	0	1	7	22	31	40	±9	4.4	±0.2	
SIZE OF UNIT												
Less Than 25	62	±9	NR	NR	9	28	31	33	±11	4.3	±0.2	
25 to 99	61	±3	0	2	8	28	28	33	±4	4.2	±0.1	
100 to 249	70	±3	1	1	7	27	28	37	±4	4.3	±0.1	
250 or More	77	±3	0	0	8	22	36	33	±4	4.4	±0.1	
LOCATION												
US (Incl. Territories)	69	±2	0	1	9	25	31	34	±3	4.3	±0.1	
Overseas	65	±5	0	2	5	27	31	35	±6	4.3	±0.1	
TIME OVERSEAS												
Less Than 1 Year	54	±8	NR	3	5	25	30	37	±10	4.3	±0.3	
1 Year to Less Than 3 Years	71	±6	0	1	6	27	28	38	±7	4.3	±0.2	
3 Years or More	78	±10	NR	4	2	31	40	23	±13	4.4	±0.3	
DURATION UVAO ASSIGNMENT												
Less Than 3 Mos.	42	±4	0	3	8	24	24	42	±6	4.2	±0.2	
3 Mos. to Less Than 6 Mos.	64	±4	1	1	7	27	22	42	±5	4.2	±0.2	
6 Mos. to Less Than 1 Year	77	±3	0	1	7	26	29	37	±4	4.3	±0.1	
1 Year or More	83	±3	0	1	9	25	40	24	±4	4.4	±0.1	
PRIOR UVAO SERVICE												
Prior Service	74	±4	0	0	6	28	39	26	±6	4.4	±0.1	
Non-Prior Service	67	±2	0	1	8	25	29	36	±3	4.3	±0.1	
UVAO TRAINING												
Trained	96	±1	0	1	8	26	31	34	±2	4.3	±0.1	
Not Trained	NA		NA	NA	NA	NA	NA	NA				
AGE												
18 to 24 Years Old	58	±6	0	2	10	28	21	39	±7	4.1	±0.2	
25 to 29 Years Old	64	±4	1	1	12	28	20	38	±5	4.0	±0.1	
30 to 34 Years Old	70	±4	0	1	7	24	33	35	±5	4.4	±0.1	
35 to 44 Years Old	73	±3	0	1	5	25	35	35	±4	4.4	±0.1	
45 Years Old or More	71	±6	0	2	9	22	48	19	±7	4.4	±0.2	

Note. Percent responding are Military Unit Voting Assistance Officers who answered the question and who received UVAO training (Q12). Average Usefulness does not include those who indicated they "Did not receive this training."

NR: Not reportable

NA: Not applicable

13. If you received any of the following types of training, how useful was each one in preparing you for performing your Unit Voting Assistance Officer (UVAO) duties?

b. Other workshop/seminar

1. Not at all useful
 2. Not very useful
 3. Somewhat useful
 4. Useful
 5. Very useful
 DNR. Did not receive this training

	Percent Responding		Percentages						Max ME	Average Usefulness		
			1	2	3	4	5	DNR				
TOTAL	63	±2	0	1	7	13	11	68	±3	4.0	±0.1	
Army	61	±3	0	2	7	15	11	64	±4	4.0	±0.2	
Navy	65	±3	0	1	4	9	10	76	±4	4.2	±0.2	
Marine Corps	67	±6	1	0	6	12	7	74	±7	3.9	±0.3	
Air Force	73	±3	0	1	7	12	11	68	±3	4.0	±0.2	
Coast Guard	17	±5	NR	NR	7	3	NR	90	±13	NR		
PAYGRADE												
Enlisted	66	±3	0	1	6	14	12	66	±4	4.1	±0.1	
E1 – E4	65	±14	NR	NR	10	17	16	57	±15	4.1	±0.4	
E5 – E9	66	±3	0	1	6	14	12	67	±4	4.1	±0.1	
Officers	61	±3	0	1	7	12	8	71	±3	3.9	±0.2	
W1 – W5	60	±9	NR	2	3	23	15	55	±13	4.0	±0.4	
O1 – O3	61	±3	0	1	8	11	8	72	±4	3.9	±0.2	
O4 – O6	62	±7	NR	1	6	13	7	74	±10	4.0	±0.3	
SIZE OF UNIT												
Less Than 25	61	±9	NR	NR	3	16	14	64	±12	4.2	±0.4	
25 to 99	55	±3	0	1	7	8	10	73	±4	4.0	±0.2	
100 to 249	65	±3	0	2	7	17	9	66	±4	3.9	±0.2	
250 or More	73	±3	0	1	6	14	12	67	±4	4.1	±0.2	
LOCATION												
US (Incl. Territories)	64	±2	0	1	7	12	10	69	±3	4.0	±0.1	
Overseas	61	±5	0	2	5	16	12	65	±6	4.1	±0.2	
TIME OVERSEAS												
Less Than 1 Year	51	±8	NR	2	4	11	9	74	±10	4.0	±0.4	
1 Year to Less Than 3 Years	65	±6	0	1	6	17	13	63	±8	4.2	±0.2	
3 Years or More	73	±10	NR	4	4	23	15	53	±13	4.1	±0.4	
DURATION UVAO ASSIGNMENT												
Less Than 3 Mos.	40	±4	1	1	8	9	9	72	±7	3.8	±0.3	
3 Mos. to Less Than 6 Mos.	59	±4	0	2	7	12	5	74	±5	3.8	±0.2	
6 Mos. to Less Than 1 Year	72	±3	0	1	6	13	9	70	±4	4.0	±0.2	
1 Year or More	75	±3	0	1	6	15	16	61	±4	4.2	±0.1	
PRIOR UVAO SERVICE												
Prior Service	70	±4	0	0	7	16	16	60	±6	4.2	±0.2	
Non-Prior Service	62	±2	0	2	6	12	9	70	±3	4.0	±0.1	
UVAO TRAINING												
Trained	89	±2	0	1	7	13	11	68	±3	4.0	±0.1	
Not Trained	NA		NA	NA	NA	NA	NA	NA				
AGE												
18 to 24 Years Old	56	±6	0	2	10	10	9	69	±7	3.8	±0.3	
25 to 29 Years Old	62	±4	0	2	10	12	6	70	±5	3.7	±0.2	
30 to 34 Years Old	64	±4	0	1	4	11	13	70	±5	4.2	±0.2	
35 to 44 Years Old	68	±3	0	1	4	15	11	69	±4	4.1	±0.1	
45 Years Old or More	58	±6	0	1	8	15	18	58	±8	4.2	±0.2	

Note. Percent responding are Military Unit Voting Assistance Officers who answered the question and who received UVAO training (Q12). Average Usefulness does not include those who indicated they "Did not receive this training."

NR: Not reportable

NA: Not applicable

13. If you received any of the following types of training, how useful was each one in preparing you for performing your Unit Voting Assistance Officer (UVAO) duties?

d. Classroom instruction

1. Not at all useful

2. Not very useful

3. Somewhat useful

4. Useful

5. Very useful

DNR. Did not receive this training

	Percent Responding		Percentages						Max ME	Average Usefulness		
			1	2	3	4	5	DNR				
TOTAL	63	±2	0	1	5	12	12	69	±3	4.1	±0.1	
Army	61	±3	0	2	6	14	13	66	±4	4.1	±0.2	
Navy	65	±3	0	1	3	6	12	78	±4	4.4	±0.2	
Marine Corps	65	±6	1	0	4	8	11	77	±7	4.2	±0.3	
Air Force	74	±3	1	2	6	15	11	66	±3	4.0	±0.1	
Coast Guard	17	±5	NR	NR	3	3	6	88	±11	NR		
PAYGRADE												
Enlisted	66	±3	0	1	4	15	15	65	±4	4.2	±0.1	
E1 – E4	65	±14	NR	NR	11	14	19	52	±15	4.0	±0.5	
E5 – E9	66	±3	0	1	4	15	14	66	±4	4.2	±0.1	
Officers	61	±3	0	1	6	11	9	73	±3	3.9	±0.2	
W1 – W5	61	±9	2	NR	NR	16	18	61	±13	4.2	±0.5	
O1 – O3	61	±3	0	1	7	10	8	73	±4	3.9	±0.2	
O4 – O6	58	±7	1	1	4	9	4	81	±10	3.8	±0.5	
SIZE OF UNIT												
Less Than 25	59	±9	NR	1	4	19	12	63	±12	4.1	±0.3	
25 to 99	55	±3	0	2	5	10	11	72	±4	4.1	±0.2	
100 to 249	65	±3	0	1	6	15	10	67	±4	4.1	±0.2	
250 or More	72	±3	1	1	5	10	14	69	±4	4.2	±0.2	
LOCATION												
US (Incl. Territories)	64	±2	0	1	5	12	12	69	±3	4.1	±0.1	
Overseas	60	±5	0	2	6	12	11	69	±6	4.0	±0.2	
TIME OVERSEAS												
Less Than 1 Year	52	±8	NR	3	6	7	9	75	±10	3.9	±0.4	
1 Year to Less Than 3 Years	66	±6	0	1	6	12	14	66	±8	4.1	±0.3	
3 Years or More	65	±11	NR	NR	6	22	NR	61	±14	3.7	±0.5	
DURATION UVAO ASSIGNMENT												
Less Than 3 Mos.	39	±4	0	1	7	13	5	75	±7	3.8	±0.3	
3 Mos. to Less Than 6 Mos.	59	±4	0	1	4	9	7	78	±5	4.0	±0.3	
6 Mos. to Less Than 1 Year	72	±3	0	1	5	12	10	71	±4	4.1	±0.2	
1 Year or More	75	±3	1	2	6	14	20	58	±4	4.2	±0.2	
PRIOR UVAO SERVICE												
Prior Service	69	±5	0	0	6	14	17	63	±6	4.3	±0.2	
Non-Prior Service	62	±2	0	2	5	12	11	70	±3	4.1	±0.1	
UVAO TRAINING												
Trained	89	±2	0	1	5	12	12	69	±3	4.1	±0.1	
Not Trained	NA		NA	NA	NA	NA	NA	NA				
AGE												
18 to 24 Years Old	56	±6	0	3	9	8	8	73	±7	3.7	±0.3	
25 to 29 Years Old	62	±4	0	1	8	13	7	70	±5	3.8	±0.2	
30 to 34 Years Old	63	±4	0	0	4	7	13	75	±5	4.3	±0.2	
35 to 44 Years Old	68	±3	0	1	4	16	12	67	±4	4.2	±0.1	
45 Years Old or More	57	±6	0	2	2	12	27	56	±8	4.5	±0.2	

Note. Percent responding are Military Unit Voting Assistance Officers who answered the question and who received UVAO training (Q12). Average Usefulness does not include those who indicated they "Did not receive this training."

NR: Not reportable

NA: Not applicable

13. If you received any of the following types of training, how useful was each one in preparing you for performing your Unit Voting Assistance Officer (UVAO) duties?

e. Informal briefing(s)

1. Not at all useful
4. Useful

2. Not very useful
5. Very useful

3. Somewhat useful
DNR. Did not receive this training

	Percent Responding		Percentages						Max ME	Average Usefulness		
			1	2	3	4	5	DNR				
TOTAL	66	±2	1	2	14	27	17	39	±3	3.9	±0.1	
Army	63	±3	0	2	15	26	16	41	±4	3.9	±0.1	
Navy	68	±3	0	1	8	26	18	46	±4	4.1	±0.1	
Marine Corps	68	±6	3	0	22	26	8	40	±8	3.6	±0.2	
Air Force	76	±3	0	3	14	31	19	32	±3	4.0	±0.1	
Coast Guard	18	±5	NR	3	20	10	10	58	±14	3.6	±0.4	
PAYGRADE												
Enlisted	69	±3	0	2	14	31	20	33	±3	4.0	±0.1	
E1 – E4	65	±14	NR	7	10	24	23	35	±15	4.0	±0.4	
E5 – E9	69	±3	0	2	14	32	20	33	±4	4.0	±0.1	
Officers	63	±3	1	2	14	25	14	44	±3	3.9	±0.1	
W1 – W5	63	±9	5	NR	8	28	17	41	±12	3.9	±0.4	
O1 – O3	63	±3	1	3	15	24	13	44	±4	3.8	±0.1	
O4 – O6	63	±7	NR	NR	9	25	17	49	±9	4.2	±0.2	
SIZE OF UNIT												
Less Than 25	60	±9	NR	1	11	40	20	28	±12	4.1	±0.2	
25 to 99	59	±3	1	3	15	28	15	39	±4	3.9	±0.1	
100 to 249	67	±3	0	2	15	28	16	38	±4	3.9	±0.1	
250 or More	74	±3	1	2	11	24	19	42	±4	4.0	±0.1	
LOCATION												
US (Incl. Territories)	66	±2	1	2	14	28	18	38	±3	4.0	±0.1	
Overseas	63	±5	0	2	13	26	13	45	±6	3.9	±0.2	
TIME OVERSEAS												
Less Than 1 Year	53	±8	NR	2	16	22	9	50	±10	3.8	±0.3	
1 Year to Less Than 3 Years	67	±6	0	1	11	29	17	43	±8	4.1	±0.2	
3 Years or More	76	±10	NR	4	15	28	8	45	±13	3.7	±0.3	
DURATION UVAO ASSIGNMENT												
Less Than 3 Mos.	41	±4	1	2	16	25	15	41	±7	3.9	±0.2	
3 Mos. to Less Than 6 Mos.	62	±4	0	3	14	30	16	38	±5	3.9	±0.1	
6 Mos. to Less Than 1 Year	74	±3	0	2	12	28	16	41	±4	4.0	±0.1	
1 Year or More	79	±3	1	2	14	26	20	37	±4	4.0	±0.1	
PRIOR UVAO SERVICE												
Prior Service	74	±4	0	2	14	32	20	33	±5	4.0	±0.2	
Non-Prior Service	64	±2	1	2	14	26	16	41	±3	3.9	±0.1	
UVAO TRAINING												
Trained	92	±2	1	2	14	27	17	39	±3	3.9	±0.1	
Not Trained	NA		NA	NA	NA	NA	NA	NA				
AGE												
18 to 24 Years Old	57	±6	0	4	13	23	13	47	±7	3.8	±0.2	
25 to 29 Years Old	64	±4	1	2	17	28	13	39	±5	3.8	±0.1	
30 to 34 Years Old	66	±4	0	1	14	21	19	44	±5	4.0	±0.2	
35 to 44 Years Old	70	±3	1	3	13	30	17	37	±4	3.9	±0.1	
45 Years Old or More	64	±6	0	1	9	32	27	31	±7	4.2	±0.2	

Note. Percent responding are Military Unit Voting Assistance Officers who answered the question and who received UVAO training (Q12). Average Usefulness does not include those who indicated they "Did not receive this training."

NR: Not reportable

NA: Not applicable

13. If you received any of the following types of training, how useful was each one in preparing you for performing your Unit Voting Assistance Officer (UVAO) duties?

f. Materials left by previous UVAOs

1. Not at all useful

2. Not very useful

3. Somewhat useful

4. Useful

5. Very useful

DNR. Did not receive this training

	Percent Responding		Percentages						Max ME	Average Usefulness		
			1	2	3	4	5	DNR				
TOTAL	67	±2	3	4	16	23	16	38	±3	3.7	±0.1	
Army	65	±3	3	4	12	21	16	44	±4	3.8	±0.2	
Navy	69	±3	3	5	16	25	20	32	±4	3.8	±0.1	
Marine Corps	69	±6	5	6	30	29	15	15	±7	3.5	±0.2	
Air Force	79	±3	4	4	19	24	13	36	±3	3.6	±0.1	
Coast Guard	18	±5	3	3	29	15	6	44	±14	3.3	±0.4	
PAYGRADE												
Enlisted	71	±3	3	3	15	23	19	37	±3	3.8	±0.1	
E1 – E4	65	±14	NR	3	13	17	14	53	±15	3.9	±0.4	
E5 – E9	71	±3	3	3	15	24	19	36	±4	3.8	±0.1	
Officers	64	±3	4	6	16	22	13	39	±3	3.6	±0.1	
W1 – W5	62	±9	4	6	12	26	16	36	±13	3.7	±0.4	
O1 – O3	64	±3	4	5	16	22	12	41	±4	3.6	±0.1	
O4 – O6	65	±7	2	6	17	27	21	27	±9	3.8	±0.3	
SIZE OF UNIT												
Less Than 25	61	±9	6	5	11	16	28	34	±11	3.8	±0.4	
25 to 99	60	±3	3	5	15	23	14	39	±4	3.7	±0.2	
100 to 249	68	±3	3	5	15	25	13	40	±4	3.6	±0.1	
250 or More	77	±3	3	4	18	22	19	35	±4	3.8	±0.1	
LOCATION												
US (Incl. Territories)	68	±2	4	5	16	23	17	37	±3	3.7	±0.1	
Overseas	64	±5	3	4	15	23	11	43	±6	3.6	±0.2	
TIME OVERSEAS												
Less Than 1 Year	54	±8	2	8	16	16	10	49	±10	3.5	±0.3	
1 Year to Less Than 3 Years	69	±6	3	3	12	28	12	42	±8	3.8	±0.2	
3 Years or More	73	±11	NR	3	20	24	13	37	±14	3.6	±0.4	
DURATION UVAO ASSIGNMENT												
Less Than 3 Mos.	42	±4	3	5	14	22	18	39	±7	3.7	±0.2	
3 Mos. to Less Than 6 Mos.	63	±4	2	3	15	24	16	40	±5	3.8	±0.2	
6 Mos. to Less Than 1 Year	75	±3	4	5	15	22	14	40	±4	3.6	±0.1	
1 Year or More	81	±3	4	5	17	24	17	34	±4	3.7	±0.1	
PRIOR UVAO SERVICE												
Prior Service	74	±4	3	4	14	29	21	28	±5	3.8	±0.2	
Non-Prior Service	66	±2	3	5	16	22	15	40	±3	3.7	±0.1	
UVAO TRAINING												
Trained	95	±1	3	4	16	23	16	38	±3	3.7	±0.1	
Not Trained	NA		NA	NA	NA	NA	NA	NA				
AGE												
18 to 24 Years Old	57	±6	2	7	13	19	15	45	±7	3.7	±0.3	
25 to 29 Years Old	65	±4	5	4	18	24	12	37	±5	3.5	±0.2	
30 to 34 Years Old	68	±4	2	6	15	21	15	40	±5	3.7	±0.2	
35 to 44 Years Old	72	±3	4	3	17	23	17	36	±4	3.7	±0.1	
45 Years Old or More	67	±6	3	4	11	29	21	32	±7	3.9	±0.2	

Note. Percent responding are Military Unit Voting Assistance Officers who answered the question and who received UVAO training (Q12). Average Usefulness does not include those who indicated they "Did not receive this training."

NR: Not reportable

NA: Not applicable

14. During 2008, about how many members of your unit(s) did you assist with voting in the primaries and the November 4 general election?

0. None
3. 25 to 99

1. 1 to 9
4. 100 or more

2. 10 to 24

	Percent Responding		Percentages					Max ME
			0	1	2	3	4	
TOTAL	100	±1	5	18	23	33	20	±2
Army	100	±0	6	17	22	34	20	±3
Navy	100	±1	4	18	23	34	22	±3
Marine Corps	100	±0	6	15	14	24	41	±6
Air Force	100	±0	3	17	25	37	17	±3
Coast Guard	100	±0	13	38	30	15	5	±6
PAYGRADE								
Enlisted	100	±0	4	18	24	34	20	±3
E1 - E4	100	±0	16	18	24	32	9	±16
E5 - E9	100	±0	4	18	24	34	20	±3
Officers	100	±1	6	18	23	33	20	±3
W1 - W5	100	±0	3	16	24	34	22	±10
O1 - O3	100	±1	6	18	22	34	19	±3
O4 - O6	100	±0	4	22	28	19	27	±7
SIZE OF UNIT								
Less Than 25	100	±0	20	32	31	10	6	±9
25 to 99	100	±0	7	27	29	35	2	±3
100 to 249	100	±1	4	13	22	38	22	±3
250 or More	100	±0	2	11	14	29	45	±4
LOCATION								
US (Incl. Territories)	100	±1	5	19	24	31	20	±2
Overseas	100	±0	4	13	20	42	20	±5
TIME OVERSEAS								
Less Than 1 Year	100	±0	9	13	18	42	18	±8
1 Year to Less Than 3 Years	100	±0	2	15	19	42	22	±7
3 Years or More	100	±0	1	11	27	43	19	±12
DURATION UVAO ASSIGNMENT								
Less Than 3 Mos.	100	±0	16	28	21	25	10	±4
3 Mos. to Less Than 6 Mos.	100	±0	3	19	25	35	17	±4
6 Mos. to Less Than 1 Year	100	±0	2	16	22	37	23	±3
1 Year or More	100	±1	2	13	23	34	28	±4
PRIOR UVAO SERVICE								
Prior Service	100	±0	4	12	22	36	26	±5
Non-Prior Service	100	±1	6	20	23	33	19	±2
UVAO TRAINING								
Trained	100	±1	2	14	23	36	25	±2
Not Trained	100	±0	13	30	23	26	8	±3
AGE								
18 to 24 Years Old	100	±0	9	15	24	36	16	±5
25 to 29 Years Old	100	±1	4	20	21	36	18	±4
30 to 34 Years Old	100	±0	7	15	25	32	21	±4
35 to 44 Years Old	100	±0	3	20	23	31	23	±3
45 Years Old or More	100	±0	4	20	21	36	19	±6

Note. Percent responding are Military Unit Voting Assistance Officers who answered the question.

15. During 2008, about how many members of your unit(s) did you provide with Federal Post Card Applications (FPCAs) for the primaries and November 4 general election?

0. None
3. 25 to 99

1. 1 to 9
4. 100 or more

2. 10 to 24

	Percent Responding		Percentages					Max ME
			0	1	2	3	4	
TOTAL	100	±1	14	19	18	28	22	±2
Army	100	±1	13	16	18	29	25	±3
Navy	100	±1	11	23	18	26	22	±3
Marine Corps	100	±0	10	14	11	24	41	±6
Air Force	99	±1	14	20	21	32	14	±3
Coast Guard	99	±1	37	31	15	12	5	±6
PAYGRADE								
Enlisted	99	±1	13	21	20	28	18	±3
E1 – E4	100	±0	28	14	18	38	2	±15
E5 – E9	99	±1	12	22	20	28	18	±3
Officers	100	±1	14	17	17	27	24	±3
W1 – W5	100	±0	8	21	23	29	19	±9
O1 – O3	100	±1	16	16	16	29	24	±3
O4 – O6	99	±1	9	27	20	15	29	±7
SIZE OF UNIT								
Less Than 25	99	±1	32	35	18	10	6	±9
25 to 99	99	±1	18	27	22	30	3	±3
100 to 249	100	±1	12	13	18	32	25	±3
250 or More	100	±1	7	12	13	22	46	±4
LOCATION								
US (Incl. Territories)	100	±1	15	20	19	26	21	±2
Overseas	100	±1	7	13	16	38	26	±5
TIME OVERSEAS								
Less Than 1 Year	100	±0	12	13	16	36	23	±8
1 Year to Less Than 3 Years	100	±0	5	12	16	40	27	±6
3 Years or More	99	±3	5	15	14	37	29	±12
DURATION UVAO ASSIGNMENT								
Less Than 3 Mos.	100	±1	31	23	16	19	10	±4
3 Mos. to Less Than 6 Mos.	100	±1	13	20	21	28	18	±4
6 Mos. to Less Than 1 Year	99	±1	8	17	18	32	26	±3
1 Year or More	99	±1	6	17	18	30	29	±4
PRIOR UVAO SERVICE								
Prior Service	99	±1	9	15	19	28	29	±5
Non-Prior Service	100	±1	15	19	18	28	20	±2
UVAO TRAINING								
Trained	99	±1	7	16	19	31	26	±2
Not Trained	100	±1	31	25	15	19	10	±4
AGE								
18 to 24 Years Old	100	±1	18	14	16	34	18	±5
25 to 29 Years Old	100	±1	15	17	18	27	23	±4
30 to 34 Years Old	100	±1	16	18	17	27	22	±4
35 to 44 Years Old	100	±1	11	22	19	27	22	±3
45 Years Old or More	98	±2	11	21	19	26	22	±6

Note. Percent responding are Military Unit Voting Assistance Officers who answered the question.

16. During 2008, about how many members of your unit(s) did you provide with Federal Write-In Absentee Ballots (FWABs) for the primaries and November 4 general election?

0. None
 1. 1 to 9
 2. 10 to 24
 3. 25 to 99
 4. 100 or more

	Percent Responding		Percentages					Max ME
			0	1	2	3	4	
TOTAL	100	±1	26	31	18	16	9	±2
Army	100	±1	23	27	19	19	12	±3
Navy	99	±1	24	36	16	14	10	±3
Marine Corps	100	±0	22	30	14	18	16	±6
Air Force	100	±1	29	34	19	13	4	±3
Coast Guard	99	±1	47	36	13	3	2	±6
PAYGRADE								
Enlisted	100	±1	25	34	20	15	6	±3
E1 - E4	100	±0	21	32	25	19	2	±14
E5 - E9	100	±1	25	34	19	15	6	±3
Officers	100	±1	26	29	17	16	11	±3
W1 - W5	100	±0	25	31	19	12	13	±9
O1 - O3	100	±1	27	28	17	17	11	±3
O4 - O6	100	±1	22	38	15	11	14	±8
SIZE OF UNIT								
Less Than 25	99	±1	38	35	16	6	5	±9
25 to 99	100	±1	30	37	17	15	1	±3
100 to 249	100	±1	25	27	19	18	11	±3
250 or More	100	±1	18	27	19	17	20	±3
LOCATION								
US (Incl. Territories)	100	±1	28	31	16	15	9	±2
Overseas	100	±0	15	30	25	21	8	±4
TIME OVERSEAS								
Less Than 1 Year	100	±0	17	22	29	21	11	±8
1 Year to Less Than 3 Years	100	±0	14	34	23	23	6	±6
3 Years or More	100	±0	13	41	18	17	10	±12
DURATION UVAO ASSIGNMENT								
Less Than 3 Mos.	100	±1	38	27	15	15	6	±4
3 Mos. to Less Than 6 Mos.	100	±1	23	31	22	15	9	±4
6 Mos. to Less Than 1 Year	100	±1	22	32	18	18	10	±3
1 Year or More	100	±1	22	33	17	16	12	±3
PRIOR UVAO SERVICE								
Prior Service	100	±0	24	27	19	17	12	±4
Non-Prior Service	100	±1	26	32	18	16	9	±2
UVAO TRAINING								
Trained	100	±1	21	31	19	17	11	±2
Not Trained	99	±1	36	31	14	13	6	±4
AGE								
18 to 24 Years Old	100	±1	28	27	18	19	8	±5
25 to 29 Years Old	100	±1	26	28	18	17	10	±4
30 to 34 Years Old	100	±1	26	29	19	15	11	±4
35 to 44 Years Old	100	±1	24	35	18	15	8	±3
45 Years Old or More	100	±1	26	35	15	16	9	±6

Note. Percent responding are Military Unit Voting Assistance Officers who answered the question.

17. During 2008, about how many hours per week have you spent on Unit Voting Assistance Officer (UVAO) activities?

1. Less than 1 hour per week
4. 3 to less than 4 hours per week

2. 1 to less than 2 hours per week
5. 4 or more hours per week

3. 2 to less than 3 hours per week

	Percent Responding		Percentages					Max ME
			1	2	3	4	5	
TOTAL	100	±1	27	35	23	8	6	±2
Army	100	±0	30	34	21	7	7	±3
Navy	100	±1	18	36	29	10	7	±3
Marine Corps	100	±0	30	31	26	8	6	±6
Air Force	100	±0	24	39	23	9	5	±3
Coast Guard	100	±0	57	32	9	1	1	±6
PAYGRADE								
Enlisted	100	±1	19	36	26	11	8	±3
E1 – E4	100	±0	38	21	34	2	5	±15
E5 – E9	100	±1	19	36	26	11	8	±3
Officers	100	±0	33	35	21	6	5	±3
W1 – W5	100	±0	29	33	21	10	7	±9
O1 – O3	100	±0	33	36	21	6	4	±3
O4 – O6	100	±0	36	31	19	5	10	±7
SIZE OF UNIT								
Less Than 25	100	±0	45	26	20	3	5	±9
25 to 99	100	±1	35	38	21	5	2	±3
100 to 249	100	±0	25	36	24	9	6	±3
250 or More	100	±0	18	32	24	13	13	±3
LOCATION								
US (Incl. Territories)	100	±0	28	35	23	8	6	±2
Overseas	100	±1	25	35	24	10	6	±5
TIME OVERSEAS								
Less Than 1 Year	100	±0	30	36	22	7	5	±8
1 Year to Less Than 3 Years	100	±1	23	36	24	13	5	±6
3 Years or More	100	±0	21	28	32	8	11	±12
DURATION UVAO ASSIGNMENT								
Less Than 3 Mos.	100	±0	39	32	18	7	4	±4
3 Mos. to Less Than 6 Mos.	100	±0	22	38	28	7	6	±4
6 Mos. to Less Than 1 Year	100	±0	26	35	23	9	7	±3
1 Year or More	100	±1	24	35	22	10	9	±4
PRIOR UVAO SERVICE								
Prior Service	100	±1	25	34	20	11	10	±5
Non-Prior Service	100	±0	28	35	23	8	6	±2
UVAO TRAINING								
Trained	100	±1	21	36	25	10	8	±2
Not Trained	100	±0	43	32	18	5	3	±4
AGE								
18 to 24 Years Old	100	±0	33	38	22	4	3	±6
25 to 29 Years Old	100	±0	30	36	23	7	5	±4
30 to 34 Years Old	100	±0	25	37	20	11	7	±4
35 to 44 Years Old	100	±0	24	34	25	9	7	±3
45 Years Old or More	100	±1	30	29	22	9	11	±6

Note. Percent responding are Military Unit Voting Assistance Officers who answered the question.

2008 Post-Election Survey of Military Unit Voting Assistance Officers

18. During your most recent assignment as a Unit Voting Assistance Officer (UVAO), did you do the following activities?

- a. Conduct workshops/briefings on voting for unit members
- b. Conduct workshops/briefings on voting for eligible family members
- c. Distribute Federal Post Card Applications (FPCAs) to unit members
- d. Distribute Federal Post Card Applications (FPCAs) to eligible family members
- e. Regularly report on voting activities to your installation commander(s)
- f. Regularly report on voting activities to Service Voting Action Officer (SVAO)
- g. Answer unit member's and/or family member's voting questions
- h. Display voting information materials
- i. Involve on-base community organizations in voting program

	Percent Responding		Percentages									Max ME
			a	b	c	d	e	f	g	h	i	
TOTAL	100	±0	67	30	83	54	52	47	93	91	29	±2
Army	100	±0	65	30	84	52	51	50	91	90	28	±3
Navy	100	±0	74	30	86	50	71	50	97	95	25	±3
Marine Corps	100	±0	74	30	87	62	60	47	94	95	20	±6
Air Force	100	±0	64	33	83	64	39	48	96	89	42	±3
Coast Guard	100	±0	61	15	59	26	34	9	89	80	6	±6
PAYGRADE												
Enlisted	100	±0	72	36	85	58	53	54	94	91	34	±3
E1 - E4	100	±0	45	38	62	53	37	45	76	72	35	±15
E5 - E9	100	±0	72	36	86	58	53	54	95	91	34	±3
Officers	100	±0	64	26	82	51	51	43	93	91	25	±3
W1 - W5	100	±0	71	34	82	55	55	48	96	92	26	±10
O1 - O3	100	±0	65	25	81	49	50	41	93	90	24	±3
O4 - O6	100	±0	57	28	89	57	58	55	97	91	35	±8
SIZE OF UNIT												
Less Than 25	100	±0	61	32	67	45	44	39	81	82	28	±9
25 to 99	100	±0	63	25	79	49	47	42	93	89	26	±3
100 to 249	100	±0	69	30	85	56	51	47	94	91	30	±3
250 or More	100	±0	71	36	91	60	60	57	96	94	34	±4
LOCATION												
US (Incl. Territories)	100	±0	67	30	82	53	52	48	94	91	28	±2
Overseas	100	±0	68	32	91	58	50	44	93	91	34	±5
TIME OVERSEAS												
Less Than 1 Year	100	±0	68	21	87	41	47	37	88	88	22	±8
1 Year to Less Than 3 Years	100	±0	69	37	93	65	50	45	96	92	41	±7
3 Years or More	100	±0	68	42	95	79	58	59	NR	96	45	±12
DURATION UVAO ASSIGNMENT												
Less Than 3 Mos.	100	±0	49	16	65	34	39	33	83	78	16	±4
3 Mos. to Less Than 6 Mos.	100	±0	66	28	84	55	50	48	95	91	28	±4
6 Mos. to Less Than 1 Year	100	±0	73	35	89	60	56	50	96	95	32	±4
1 Year or More	100	±0	76	37	92	63	59	56	99	96	38	±4
PRIOR UVAO SERVICE												
Prior Service	100	±0	75	38	91	62	58	55	97	92	37	±5
Non-Prior Service	100	±0	65	29	82	53	51	46	93	91	28	±2
UVAO TRAINING												
Trained	100	±0	73	36	91	63	57	55	97	95	35	±2
Not Trained	100	±0	51	16	65	33	38	30	86	79	16	±4
AGE												
18 to 24 Years Old	100	±0	60	20	81	51	42	35	90	88	23	±6
25 to 29 Years Old	100	±0	66	27	80	47	51	42	92	90	25	±4
30 to 34 Years Old	100	±0	68	28	82	52	54	45	93	90	26	±4
35 to 44 Years Old	100	±0	71	35	87	59	54	54	96	92	33	±3
45 Years Old or More	100	±0	64	34	87	65	56	60	95	93	41	±6

Note. Percent responding are Military Unit Voting Assistance Officers who answered the question.
NR: Not reportable

19. During 2008, were you asked to provide the following kinds of voting assistance? (options a-i)

- a. Provide Federal Post Card Applications (FPCAs) to voters
 b. Help voters fill out FPCAs
 c. Provide Federal Write-In Absentee Ballots (FWABs) to voters
 d. Help voters fill out FWABs
 e. Act as a notary/witness to FPCAs and/or ballots
 f. Electronically transmit or receive election materials by fax
 g. Electronically transmit or receive election materials by e-mail
 h. Help voters determine voting jurisdictions
 i. Provide addresses of local election officials

	Percent Responding		Percentages									Max ME
			a	b	c	d	e	f	g	h	i	
TOTAL	100	±1	85	81	73	66	42	26	44	77	80	±2
Army	100	±0	85	80	74	68	43	23	40	75	77	±3
Navy	100	±0	89	85	76	67	48	34	50	83	86	±3
Marine Corps	100	±0	88	81	77	64	55	30	44	76	81	±6
Air Force	100	±1	84	82	71	64	34	27	50	81	83	±3
Coast Guard	100	±0	61	59	51	45	31	19	30	61	58	±6
PAYGRADE												
Enlisted	100	±0	86	82	73	66	35	28	46	78	80	±3
E1 – E4	100	±0	67	62	77	67	39	20	35	60	69	±15
E5 – E9	100	±0	87	83	73	66	35	28	47	78	81	±3
Officers	100	±1	83	79	73	65	47	25	42	77	79	±3
W1 – W5	100	±0	87	86	73	69	55	21	46	85	86	±9
O1 – O3	100	±1	83	79	73	66	47	25	42	76	79	±3
O4 – O6	100	±0	88	75	70	57	49	30	45	76	73	±8
SIZE OF UNIT												
Less Than 25	100	±0	66	57	60	51	33	21	36	53	60	±9
25 to 99	100	±1	79	75	67	59	36	23	41	72	71	±3
100 to 249	100	±1	87	84	77	70	46	28	45	81	85	±3
250 or More	100	±0	93	88	79	73	48	30	48	83	87	±4
LOCATION												
US (Incl. Territories)	100	±1	84	79	71	64	41	26	44	77	79	±2
Overseas	100	±0	90	86	83	76	48	27	47	76	82	±5
TIME OVERSEAS												
Less Than 1 Year	100	±0	85	83	84	76	51	22	43	74	78	±8
1 Year to Less Than 3 Years	100	±0	93	89	81	76	50	29	50	79	84	±6
3 Years or More	100	±0	91	86	83	74	34	31	45	75	86	±12
DURATION UVAO ASSIGNMENT												
Less Than 3 Mos.	100	±0	66	61	61	55	33	23	35	62	64	±4
3 Mos. to Less Than 6 Mos.	100	±1	85	78	72	63	42	24	45	78	80	±4
6 Mos. to Less Than 1 Year	100	±1	92	88	79	72	46	27	44	82	84	±4
1 Year or More	100	±0	92	89	77	69	45	31	52	84	87	±4
PRIOR UVAO SERVICE												
Prior Service	100	±0	91	84	72	64	50	33	47	83	86	±5
Non-Prior Service	100	±1	84	80	73	66	41	25	44	76	78	±2
UVAO TRAINING												
Trained	100	±1	92	89	79	73	45	29	47	83	86	±2
Not Trained	100	±1	66	61	59	50	36	21	37	62	64	±4
AGE												
18 to 24 Years Old	100	±0	80	77	73	68	47	21	40	75	78	±6
25 to 29 Years Old	100	±1	83	80	72	66	47	28	44	77	78	±4
30 to 34 Years Old	100	±0	83	81	74	67	42	26	39	76	78	±4
35 to 44 Years Old	100	±1	88	82	74	65	38	27	45	79	82	±3
45 Years Old or More	100	±0	87	82	72	64	37	29	57	77	81	±6

Note. Percent responding are Military Unit Voting Assistance Officers who answered the question.

19. During 2008, were you asked to provide the following kinds of voting assistance? (options j-r)

- j. Explain specifics of state voting procedures to voters
- k. Help voters determine the need to register or how to register
- l. Provide information on changing legal residence to voters
- m. Explain deadlines for necessary forms and/or submitting ballots
- n. Provide dates of elections
- o. Answer questions about the impact of voting on federal tax liability
- p. Explain the importance of voting
- q. Provide information on voting by family members
- r. Provide information on candidates/issues

	Percent Responding		Percentages									Max ME
			j	k	l	m	n	o	p	q	r	
TOTAL	100	±1	79	89	59	89	89	30	86	58	28	±2
Army	100	±0	76	86	58	87	87	31	84	55	29	±4
Navy	100	±0	85	94	62	94	95	36	90	60	31	±3
Marine Corps	100	±0	83	91	57	90	91	26	90	65	29	±6
Air Force	100	±1	84	91	60	91	90	27	84	67	26	±3
Coast Guard	100	±0	64	78	44	80	82	18	80	27	14	±6
PAYGRADE												
Enlisted	100	±0	79	90	59	90	91	34	88	63	30	±3
E1 – E4	100	±0	69	76	58	77	81	29	72	56	38	±15
E5 – E9	100	±0	79	90	59	91	92	34	89	64	30	±3
Officers	100	±1	80	88	58	89	88	28	84	54	27	±3
W1 – W5	100	±0	91	95	66	95	92	34	90	57	26	±9
O1 – O3	100	±1	79	87	58	88	88	27	84	53	28	±3
O4 – O6	100	±0	79	86	56	89	86	29	82	60	13	±8
SIZE OF UNIT												
Less Than 25	100	±0	55	71	45	71	78	29	70	49	27	±9
25 to 99	100	±1	74	86	53	87	88	26	83	53	28	±3
100 to 249	100	±1	82	90	61	90	90	32	87	61	30	±3
250 or More	100	±0	87	93	66	95	93	33	89	62	26	±4
LOCATION												
US (Incl. Territories)	100	±1	80	89	61	90	89	31	86	58	28	±2
Overseas	100	±0	79	86	48	89	89	28	85	60	30	±5
TIME OVERSEAS												
Less Than 1 Year	100	±0	75	81	45	85	84	27	80	44	32	±8
1 Year to Less Than 3 Years	100	±0	82	90	50	91	92	28	88	68	29	±7
3 Years or More	100	±0	79	86	45	92	93	31	90	79	32	±12
DURATION UVAO ASSIGNMENT												
Less Than 3 Mos.	100	±0	64	77	48	79	80	24	76	41	27	±4
3 Mos. to Less Than 6 Mos.	100	±1	80	88	57	90	91	29	86	56	28	±4
6 Mos. to Less Than 1 Year	100	±1	83	93	62	94	93	29	89	63	27	±3
1 Year or More	100	±0	88	94	65	93	92	37	89	67	31	±4
PRIOR UVAO SERVICE												
Prior Service	100	±0	84	91	63	91	93	37	90	65	27	±5
Non-Prior Service	100	±1	79	88	58	89	89	29	85	57	28	±2
UVAO TRAINING												
Trained	100	±1	86	94	64	94	93	33	89	66	29	±2
Not Trained	100	±1	63	76	45	79	80	23	76	37	26	±4
AGE												
18 to 24 Years Old	100	±0	78	85	60	87	86	26	82	51	34	±6
25 to 29 Years Old	100	±1	80	89	61	91	91	30	87	55	33	±4
30 to 34 Years Old	100	±0	79	87	55	87	88	31	82	55	27	±4
35 to 44 Years Old	100	±1	79	91	60	91	91	30	88	62	24	±3
45 Years Old or More	100	±0	79	87	58	89	90	35	85	66	25	±6

Note. Percent responding are Military Unit Voting Assistance Officers who answered the question.

20. During your most recent Unit Voting Assistance Officer (UVAO) assignment, how satisfied or dissatisfied were you with each of the following as you performed your duties?

a. Amount of time available for performing UVAO duties

1. Very dissatisfied
4. Satisfied

2. Dissatisfied
5. Very satisfied

3. Neither satisfied nor dissatisfied

	Percent Responding		Percentages					Max ME	Average Satisfaction		
			1	2	3	4	5				
TOTAL	100	±1	2	8	23	44	22	±2	3.8	±0.1	
Army	100	±1	3	10	25	43	20	±3	3.7	±0.1	
Navy	100	±1	1	5	18	47	29	±3	4.0	±0.1	
Marine Corps	100	±0	1	16	31	37	15	±6	3.5	±0.2	
Air Force	99	±1	2	6	19	48	26	±3	3.9	±0.1	
Coast Guard	99	±1	2	7	38	40	13	±6	3.6	±0.1	
PAYGRADE											
Enlisted	99	±1	2	6	21	45	26	±3	3.9	±0.1	
E1 – E4	98	±3	7	16	22	35	21	±16	3.5	±0.4	
E5 – E9	100	±1	2	5	21	45	27	±3	3.9	±0.1	
Officers	100	±1	2	10	25	44	19	±3	3.7	±0.1	
W1 – W5	100	±0	3	6	20	46	26	±9	3.9	±0.2	
O1 – O3	100	±1	2	10	25	44	18	±3	3.7	±0.1	
O4 – O6	100	±0	1	12	23	45	20	±8	3.7	±0.2	
SIZE OF UNIT											
Less Than 25	99	±1	1	3	31	42	23	±9	3.8	±0.2	
25 to 99	100	±1	3	7	25	44	22	±3	3.7	±0.1	
100 to 249	99	±1	1	7	22	47	23	±3	3.8	±0.1	
250 or More	100	±0	2	11	21	43	23	±4	3.7	±0.1	
LOCATION											
US (Incl. Territories)	100	±1	2	8	23	44	22	±2	3.8	±0.1	
Overseas	99	±1	2	7	23	44	25	±5	3.8	±0.1	
TIME OVERSEAS											
Less Than 1 Year	99	±2	2	8	28	43	19	±8	3.7	±0.2	
1 Year to Less Than 3 Years	99	±2	1	6	21	44	27	±7	3.9	±0.2	
3 Years or More	100	±0	NR	7	12	48	31	±12	4.0	±0.3	
DURATION UVAO ASSIGNMENT											
Less Than 3 Mos.	100	±1	4	13	37	34	12	±4	3.4	±0.1	
3 Mos. to Less Than 6 Mos.	99	±1	2	8	25	44	19	±4	3.7	±0.1	
6 Mos. to Less Than 1 Year	100	±1	1	6	19	50	24	±4	3.9	±0.1	
1 Year or More	100	±1	1	6	15	46	32	±4	4.0	±0.1	
PRIOR UVAO SERVICE											
Prior Service	100	±0	2	10	16	42	31	±5	3.9	±0.1	
Non-Prior Service	100	±1	2	8	24	45	21	±2	3.7	±0.1	
UVAO TRAINING											
Trained	100	±1	1	6	19	48	26	±3	3.9	±0.1	
Not Trained	100	±1	4	12	33	36	14	±4	3.4	±0.1	
AGE											
18 to 24 Years Old	99	±1	1	11	27	44	16	±6	3.6	±0.1	
25 to 29 Years Old	100	±1	3	9	26	46	17	±4	3.6	±0.1	
30 to 34 Years Old	100	±0	2	10	23	40	25	±4	3.8	±0.1	
35 to 44 Years Old	100	±1	2	7	21	47	24	±3	3.8	±0.1	
45 Years Old or More	99	±1	1	4	15	42	38	±6	4.1	±0.2	

Note. Percent responding are Military Unit Voting Assistance Officers who answered the question.

NR: Not reportable

20. During your most recent Unit Voting Assistance Officer (UVAO) assignment, how satisfied or dissatisfied were you with each of the following as you performed your duties?

b. Command support for the voting program

1. Very dissatisfied
4. Satisfied

2. Dissatisfied
5. Very satisfied

3. Neither satisfied nor dissatisfied

	Percent Responding		Percentages					Max ME	Average Satisfaction		
			1	2	3	4	5				
TOTAL	99	±1	1	4	20	43	32	±2	4.0	±0.1	
Army	99	±1	2	6	22	43	28	±4	3.9	±0.1	
Navy	99	±1	0	2	13	43	42	±3	4.2	±0.1	
Marine Corps	100	±0	0	4	27	40	28	±6	3.9	±0.2	
Air Force	99	±1	1	4	17	42	36	±3	4.1	±0.1	
Coast Guard	99	±2	1	5	28	43	24	±6	3.8	±0.1	
PAYGRADE											
Enlisted	99	±1	0	4	16	39	41	±3	4.2	±0.1	
E1 – E4	96	±5	2	9	31	31	27	±15	3.7	±0.3	
E5 – E9	99	±1	0	4	15	40	41	±3	4.2	±0.1	
Officers	99	±1	2	5	22	46	26	±3	3.9	±0.1	
W1 – W5	98	±3	3	4	23	40	31	±9	3.9	±0.2	
O1 – O3	99	±1	2	5	23	46	24	±3	3.9	±0.1	
O4 – O6	99	±1	1	4	15	46	34	±8	4.1	±0.2	
SIZE OF UNIT											
Less Than 25	99	±2	1	4	29	41	25	±9	3.9	±0.2	
25 to 99	99	±1	1	4	22	43	29	±3	4.0	±0.1	
100 to 249	99	±1	1	4	18	43	33	±3	4.0	±0.1	
250 or More	99	±1	1	5	17	41	36	±4	4.1	±0.1	
LOCATION											
US (Incl. Territories)	99	±1	1	4	19	42	33	±2	4.0	±0.1	
Overseas	99	±1	1	5	21	43	30	±5	4.0	±0.1	
TIME OVERSEAS											
Less Than 1 Year	98	±2	1	9	26	44	21	±8	3.7	±0.2	
1 Year to Less Than 3 Years	99	±1	1	2	21	42	35	±7	4.1	±0.2	
3 Years or More	99	±2	NR	5	7	48	41	±12	4.2	±0.2	
DURATION UVAO ASSIGNMENT											
Less Than 3 Mos.	99	±1	3	8	32	39	19	±4	3.6	±0.1	
3 Mos. to Less Than 6 Mos.	99	±1	1	4	21	44	30	±4	4.0	±0.1	
6 Mos. to Less Than 1 Year	99	±1	1	4	15	48	32	±4	4.1	±0.1	
1 Year or More	99	±1	1	2	13	38	46	±4	4.3	±0.1	
PRIOR UVAO SERVICE											
Prior Service	99	±2	0	4	16	39	41	±5	4.2	±0.1	
Non-Prior Service	99	±1	1	4	20	43	31	±2	4.0	±0.1	
UVAO TRAINING											
Trained	99	±1	1	3	14	44	38	±3	4.2	±0.1	
Not Trained	99	±1	2	7	33	39	18	±4	3.6	±0.1	
AGE											
18 to 24 Years Old	99	±1	1	7	28	42	21	±6	3.7	±0.1	
25 to 29 Years Old	99	±1	2	6	21	49	22	±4	3.8	±0.1	
30 to 34 Years Old	99	±1	1	3	20	41	35	±4	4.0	±0.1	
35 to 44 Years Old	99	±1	1	3	17	40	39	±3	4.1	±0.1	
45 Years Old or More	100	±1	1	3	10	39	48	±6	4.3	±0.1	

Note. Percent responding are Military Unit Voting Assistance Officers who answered the question.
NR: Not reportable

20. During your most recent Voting Assistance Officer (UVAO) assignment, how satisfied or dissatisfied were you with each of the following as you performed your duties?

c. Quantity of voting materials available

1. Very dissatisfied
4. Satisfied

2. Dissatisfied
5. Very satisfied

3. Neither satisfied nor dissatisfied

	Percent Responding		Percentages					Max ME	Average Satisfaction		
			1	2	3	4	5				
TOTAL	100	±1	3	9	15	41	32	±2	3.9	±0.1	
Army	100	±1	4	10	17	41	28	±3	3.8	±0.1	
Navy	100	±1	3	8	13	42	35	±3	4.0	±0.1	
Marine Corps	100	±0	2	7	18	42	31	±6	3.9	±0.2	
Air Force	99	±1	2	6	12	41	39	±3	4.1	±0.1	
Coast Guard	100	±0	6	12	29	36	17	±6	3.5	±0.2	
PAYGRADE											
Enlisted	100	±1	2	7	14	39	37	±3	4.0	±0.1	
E1 – E4	100	±0	2	NR	30	34	26	±15	3.8	±0.3	
E5 – E9	100	±1	2	7	13	40	38	±3	4.0	±0.1	
Officers	100	±1	4	10	17	42	27	±3	3.8	±0.1	
W1 – W5	100	±0	4	4	11	46	34	±9	4.0	±0.2	
O1 – O3	99	±1	5	10	18	42	25	±3	3.7	±0.1	
O4 – O6	100	±0	3	9	15	35	39	±8	4.0	±0.2	
SIZE OF UNIT											
Less Than 25	97	±4	1	4	22	43	30	±9	4.0	±0.2	
25 to 99	100	±1	4	9	16	42	29	±3	3.8	±0.1	
100 to 249	100	±1	3	9	15	41	32	±3	3.9	±0.1	
250 or More	100	±0	3	8	14	39	36	±4	4.0	±0.1	
LOCATION											
US (Incl. Territories)	100	±1	3	8	16	41	32	±2	3.9	±0.1	
Overseas	100	±0	3	10	14	41	32	±5	3.9	±0.1	
TIME OVERSEAS											
Less Than 1 Year	100	±0	7	12	16	42	23	±8	3.6	±0.2	
1 Year to Less Than 3 Years	100	±0	1	11	14	38	37	±6	4.0	±0.2	
3 Years or More	100	±0	NR	1	7	49	43	±12	4.3	±0.2	
DURATION UVAO ASSIGNMENT											
Less Than 3 Mos.	99	±1	7	12	26	37	18	±4	3.5	±0.1	
3 Mos. to Less Than 6 Mos.	100	±1	3	11	16	42	28	±4	3.8	±0.1	
6 Mos. to Less Than 1 Year	100	±1	2	7	13	45	32	±4	4.0	±0.1	
1 Year or More	100	±1	2	5	9	38	46	±4	4.2	±0.1	
PRIOR UVAO SERVICE											
Prior Service	100	±0	2	7	12	38	41	±5	4.1	±0.1	
Non-Prior Service	100	±1	4	9	16	41	30	±2	3.9	±0.1	
UVAO TRAINING											
Trained	100	±1	2	7	11	43	38	±3	4.1	±0.1	
Not Trained	100	±1	7	13	27	36	17	±4	3.4	±0.1	
AGE											
18 to 24 Years Old	100	±1	5	13	18	41	24	±6	3.7	±0.2	
25 to 29 Years Old	100	±1	5	10	18	41	25	±4	3.7	±0.1	
30 to 34 Years Old	99	±1	4	9	17	38	32	±4	3.8	±0.1	
35 to 44 Years Old	100	±1	2	7	13	43	36	±3	4.0	±0.1	
45 Years Old or More	99	±1	2	3	9	40	46	±6	4.3	±0.1	

Note. Percent responding are Military Unit Voting Assistance Officers who answered the question.

NR: Not reportable

20. During your most recent Voting Assistance Officer (UVAO) assignment, how satisfied or dissatisfied were you with each of the following as you performed your duties?

e. Method of requesting voting materials

1. Very dissatisfied
4. Satisfied

2. Dissatisfied
5. Very satisfied

3. Neither satisfied nor dissatisfied

	Percent Responding		Percentages					Max ME	Average Satisfaction		
			1	2	3	4	5				
TOTAL	100	±1	3	9	23	41	25	±2	3.8	±0.1	
Army	99	±1	4	11	25	39	21	±3	3.6	±0.1	
Navy	100	±1	1	7	18	45	29	±3	3.9	±0.1	
Marine Corps	100	±0	2	14	23	42	19	±6	3.6	±0.2	
Air Force	100	±1	2	5	18	43	32	±3	4.0	±0.1	
Coast Guard	100	±0	5	8	35	40	12	±6	3.5	±0.2	
PAYGRADE											
Enlisted	99	±1	2	6	20	41	31	±3	3.9	±0.1	
E1 – E4	100	±0	6	NR	28	39	23	±15	3.7	±0.3	
E5 – E9	99	±1	2	6	20	41	31	±3	3.9	±0.1	
Officers	100	±1	3	11	24	42	19	±3	3.6	±0.1	
W1 – W5	100	±0	4	1	21	49	25	±9	3.9	±0.2	
O1 – O3	100	±1	3	12	25	42	18	±3	3.6	±0.1	
O4 – O6	100	±0	4	7	21	37	31	±8	3.9	±0.2	
SIZE OF UNIT											
Less Than 25	97	±3	0	6	30	38	27	±9	3.9	±0.2	
25 to 99	99	±1	3	9	24	42	23	±3	3.7	±0.1	
100 to 249	100	±1	3	8	24	42	23	±3	3.8	±0.1	
250 or More	100	±0	3	10	19	40	29	±4	3.8	±0.1	
LOCATION											
US (Incl. Territories)	100	±1	3	8	23	41	25	±2	3.8	±0.1	
Overseas	99	±1	2	11	22	41	24	±5	3.7	±0.1	
TIME OVERSEAS											
Less Than 1 Year	98	±3	5	15	26	40	15	±8	3.5	±0.2	
1 Year to Less Than 3 Years	100	±0	1	10	22	38	29	±6	3.9	±0.2	
3 Years or More	98	±4	NR	3	10	51	35	±12	4.2	±0.2	
DURATION UVAO ASSIGNMENT											
Less Than 3 Mos.	99	±1	5	12	36	33	14	±4	3.4	±0.1	
3 Mos. to Less Than 6 Mos.	99	±1	3	10	22	42	22	±4	3.7	±0.1	
6 Mos. to Less Than 1 Year	100	±1	2	8	19	46	24	±4	3.8	±0.1	
1 Year or More	100	±1	2	5	16	41	36	±4	4.0	±0.1	
PRIOR UVAO SERVICE											
Prior Service	100	±0	3	5	19	40	34	±5	4.0	±0.1	
Non-Prior Service	99	±1	3	9	23	41	23	±2	3.7	±0.1	
UVAO TRAINING											
Trained	100	±1	2	7	17	44	30	±2	3.9	±0.1	
Not Trained	99	±1	5	11	37	35	13	±4	3.4	±0.1	
AGE											
18 to 24 Years Old	99	±2	5	13	28	39	16	±6	3.5	±0.2	
25 to 29 Years Old	100	±1	3	12	24	42	18	±4	3.6	±0.1	
30 to 34 Years Old	100	±0	3	9	25	37	26	±4	3.7	±0.1	
35 to 44 Years Old	100	±1	2	6	19	44	29	±3	3.9	±0.1	
45 Years Old or More	99	±2	2	3	17	41	37	±6	4.1	±0.2	

Note. Percent responding are Military Unit Voting Assistance Officers who answered the question.

NR: Not reportable

21. During 2008, did members of your unit(s) make the following complaints about registering to vote, obtaining an absentee ballot, or preparing to vote? (options a-f)

- a. Complicated voting procedures
- b. Difficulty filling out Federal Post Card Application (FPCA)
- c. Delayed or no response to the FPCA
- d. Returned the FPCA because it was not accepted by election officials
- e. Difficulty having the FPCA or ballot notarized
- f. Confusing absentee ballot

	Percent Responding		Percentages						Max ME
			a	b	c	d	e	f	
TOTAL	100	±1	17	14	34	12	6	16	±2
Army	99	±1	21	16	36	14	7	18	±3
Navy	100	±1	15	11	35	11	4	15	±3
Marine Corps	100	±0	15	16	31	11	4	16	±6
Air Force	100	±1	14	15	33	10	4	14	±3
Coast Guard	99	±2	16	9	22	6	5	14	±6
PAYGRADE									
Enlisted	100	±1	15	14	35	12	5	15	±3
E1 – E4	100	±0	23	29	42	11	9	27	±14
E5 – E9	100	±1	14	14	35	12	4	15	±3
Officers	99	±1	19	15	34	12	6	17	±3
W1 – W5	100	±0	16	13	27	8	5	15	±9
O1 – O3	99	±1	20	16	35	12	7	17	±3
O4 – O6	100	±0	14	10	28	15	4	12	±7
SIZE OF UNIT									
Less Than 25	99	±3	13	5	18	9	3	8	±8
25 to 99	100	±1	16	13	30	9	5	15	±3
100 to 249	99	±1	20	17	37	14	6	17	±3
250 or More	100	±1	16	14	40	15	6	17	±4
LOCATION									
US (Incl. Territories)	100	±1	16	13	30	12	5	15	±2
Overseas	99	±1	22	20	52	14	7	21	±5
TIME OVERSEAS									
Less Than 1 Year	99	±2	30	25	55	14	9	25	±8
1 Year to Less Than 3 Years	99	±2	18	18	50	14	6	20	±6
3 Years or More	100	±0	16	11	53	16	2	15	±12
DURATION UVAO ASSIGNMENT									
Less Than 3 Mos.	100	±1	20	13	28	11	7	17	±4
3 Mos. to Less Than 6 Mos.	99	±1	20	18	33	12	6	17	±4
6 Mos. to Less Than 1 Year	100	±1	15	13	38	12	5	16	±3
1 Year or More	100	±1	15	14	35	13	4	15	±4
PRIOR UVAO SERVICE									
Prior Service	100	±0	18	15	37	15	8	17	±5
Non-Prior Service	99	±1	17	14	34	12	5	16	±2
UVAO TRAINING									
Trained	99	±1	17	14	36	13	5	16	±2
Not Trained	100	±1	19	15	30	11	8	17	±4
AGE									
18 to 24 Years Old	99	±2	24	19	38	14	9	20	±6
25 to 29 Years Old	99	±1	21	16	38	12	6	18	±4
30 to 34 Years Old	100	±0	18	14	34	12	6	16	±4
35 to 44 Years Old	100	±0	14	14	32	12	4	15	±3
45 Years Old or More	100	±0	12	8	30	12	4	9	±6

Note. Percent responding are Military Unit Voting Assistance Officers who answered the question.

21. During 2008, did members of your unit(s) make the following complaints about registering to vote, obtaining an absentee ballot, or preparing to vote? (options g-k)

- g. Difficulty using Federal Write-In Absentee Ballot (FWAB)
 j. Difficulty with maintaining current mailing address with local election officials
- h. Confusing residency qualifications/laws
 k. Other complaint(s)
- i. Not enough information on candidates/issues

	Percent Responding		Percentages					Max ME
			g	h	i	j	k	
TOTAL	100	±1	15	30	16	17	12	±2
Army	99	±1	18	32	19	19	14	±3
Navy	100	±1	13	27	16	14	11	±3
Marine Corps	100	±0	13	30	15	19	9	±6
Air Force	100	±1	10	30	11	13	8	±3
Coast Guard	99	±2	11	19	13	13	9	±5
PAYGRADE								
Enlisted	100	±1	13	27	16	13	10	±3
E1 – E4	100	±0	28	18	15	11	17	±13
E5 – E9	100	±1	13	27	16	13	10	±3
Officers	99	±1	16	33	16	19	13	±3
W1 – W5	100	±0	18	29	7	16	13	±9
O1 – O3	99	±1	16	34	18	20	13	±3
O4 – O6	100	±0	11	26	10	16	10	±7
SIZE OF UNIT								
Less Than 25	99	±3	5	16	9	10	7	±8
25 to 99	100	±1	15	28	16	15	11	±3
100 to 249	99	±1	16	33	16	18	13	±3
250 or More	100	±1	14	32	16	18	12	±3
LOCATION								
US (Incl. Territories)	100	±1	14	29	15	16	10	±2
Overseas	99	±1	20	34	20	20	18	±5
TIME OVERSEAS								
Less Than 1 Year	99	±2	24	38	23	25	17	±8
1 Year to Less Than 3 Years	99	±2	16	33	19	18	21	±6
3 Years or More	100	±0	17	23	17	13	10	±11
DURATION UVAO ASSIGNMENT								
Less Than 3 Mos.	100	±1	16	28	18	17	14	±4
3 Mos. to Less Than 6 Mos.	99	±1	16	31	17	18	12	±4
6 Mos. to Less Than 1 Year	100	±1	15	32	15	17	11	±3
1 Year or More	100	±1	12	29	14	14	10	±3
PRIOR UVAO SERVICE								
Prior Service	100	±0	13	32	17	17	12	±5
Non-Prior Service	99	±1	15	30	16	16	12	±2
UVAO TRAINING								
Trained	99	±1	15	31	15	16	11	±2
Not Trained	100	±1	15	28	19	17	14	±4
AGE								
18 to 24 Years Old	99	±2	19	38	21	20	15	±6
25 to 29 Years Old	99	±1	17	34	16	21	13	±4
30 to 34 Years Old	100	±0	15	30	18	16	12	±4
35 to 44 Years Old	100	±0	12	27	14	13	10	±3
45 Years Old or More	100	±0	10	20	12	12	9	±5

Note. Percent responding are Military Unit Voting Assistance Officers who answered the question.

23. During 2008, did you assist voters by sending and/or receiving any of the following voting materials by fax?

- a. Sent Federal Post Card Applications (FPCAs) b. Received FPCAs c. Sent blank absentee ballots
 d. Received blank absentee ballots e. Sent voted ballots f. Received voted ballots
 g. Sent other voting materials h. Received other voting materials

	Percent Responding		Percentages								Max ME
			a	b	c	d	e	f	g	h	
TOTAL	99	±1	23	12	10	10	12	7	13	11	±2
Army	99	±1	22	14	11	12	12	9	14	13	±3
Navy	99	±1	27	12	12	10	15	8	15	13	±3
Marine Corps	100	±0	26	7	8	6	8	3	15	9	±6
Air Force	100	±1	20	8	8	6	9	4	11	8	±3
Coast Guard	99	±2	15	6	5	4	10	4	10	10	±5
PAYGRADE											
Enlisted	99	±1	26	14	11	12	13	8	15	13	±3
E1 – E4	100	±0	8	5	10	5	7	7	13	9	±11
E5 – E9	99	±1	27	14	11	12	13	8	16	13	±3
Officers	99	±1	20	10	9	8	10	6	11	9	±2
W1 – W5	100	±0	23	11	17	10	11	5	13	12	±9
O1 – O3	99	±1	20	10	8	8	10	6	11	9	±3
O4 – O6	100	±0	21	5	9	6	10	4	12	9	±7
SIZE OF UNIT											
Less Than 25	99	±3	23	17	14	12	16	11	21	19	±9
25 to 99	100	±1	20	11	9	10	11	7	12	10	±3
100 to 249	99	±1	22	12	10	10	11	7	13	11	±3
250 or More	99	±1	26	11	11	9	12	6	14	12	±3
LOCATION											
US (Incl. Territories)	99	±1	22	12	10	9	11	7	13	11	±2
Overseas	99	±1	24	11	10	11	14	7	13	11	±4
TIME OVERSEAS											
Less Than 1 Year	99	±1	16	10	10	10	9	7	12	10	±7
1 Year to Less Than 3 Years	98	±2	27	11	11	12	17	8	14	13	±6
3 Years or More	100	±0	35	13	11	10	16	5	10	6	±11
DURATION UVAO ASSIGNMENT											
Less Than 3 Mos.	99	±1	15	9	9	8	10	7	11	10	±4
3 Mos. to Less Than 6 Mos.	99	±1	22	14	11	11	11	6	14	11	±4
6 Mos. to Less Than 1 Year	99	±1	22	12	10	9	11	6	13	10	±3
1 Year or More	99	±1	29	13	11	11	14	8	15	14	±3
PRIOR UVAO SERVICE											
Prior Service	100	±1	28	13	12	10	13	8	15	13	±5
Non-Prior Service	99	±1	22	11	10	10	11	7	13	11	±2
UVAO TRAINING											
Trained	99	±1	25	12	11	10	12	7	14	12	±2
Not Trained	99	±1	16	10	8	9	10	6	12	10	±3
AGE											
18 to 24 Years Old	99	±2	15	12	8	10	11	9	13	9	±5
25 to 29 Years Old	98	±1	20	11	8	8	11	6	11	11	±4
30 to 34 Years Old	100	±0	23	11	9	7	11	6	12	9	±4
35 to 44 Years Old	99	±1	26	13	12	11	12	8	15	13	±3
45 Years Old or More	100	±0	27	12	13	12	15	6	15	14	±6

Note. Percent responding are Military Unit Voting Assistance Officers who answered the question.




































24. During 2008, did you assist voters by sending and/or receiving any of the following voting materials by e-mail?

- a. Sent Federal Post Card Applications (FPCAs)
- b. Received FPCAs
- c. Sent blank absentee ballots
- d. Received blank absentee ballots
- e. Sent voted ballots
- f. Received voted ballots
- g. Sent other voting materials
- h. Received other voting materials

	Percent Responding		Percentages								Max ME
			a	b	c	d	e	f	g	h	
TOTAL	98	±1	32	19	19	16	13	10	32	30	±2
Army	97	±1	28	18	16	16	14	11	25	27	±3
Navy	99	±1	39	24	29	22	15	13	42	38	±3
Marine Corps	99	±2	24	10	15	11	8	6	32	27	±6
Air Force	98	±1	36	19	21	14	11	9	39	33	±3
Coast Guard	98	±2	23	11	13	8	8	4	30	22	±6
PAYGRADE											
Enlisted	98	±1	32	20	19	15	12	11	33	31	±3
E1 – E4	100	±0	25	20	22	24	13	11	27	25	±13
E5 – E9	98	±1	32	20	19	15	12	11	33	31	±3
Officers	98	±1	31	18	19	16	13	10	31	29	±3
W1 – W5	100	±0	33	12	23	15	8	7	29	35	±9
O1 – O3	98	±1	30	18	19	17	14	10	30	28	±3
O4 – O6	97	±3	38	20	22	15	8	6	44	38	±8
SIZE OF UNIT											
Less Than 25	97	±4	28	20	21	22	16	12	34	33	±9
25 to 99	99	±1	28	16	15	13	11	9	29	29	±3
100 to 249	97	±2	31	20	20	16	14	11	31	28	±3
250 or More	98	±1	40	21	25	19	14	11	38	36	±4
LOCATION											
US (Incl. Territories)	98	±1	31	18	19	15	11	9	32	31	±2
Overseas	98	±2	36	22	21	22	20	14	31	30	±5
TIME OVERSEAS											
Less Than 1 Year	99	±1	38	22	21	25	21	17	27	25	±8
1 Year to Less Than 3 Years	97	±3	36	22	21	21	21	12	33	34	±6
3 Years or More	100	±0	31	23	21	15	13	13	32	30	±11
DURATION UVAO ASSIGNMENT											
Less Than 3 Mos.	98	±2	23	17	18	16	13	12	26	27	±4
3 Mos. to Less Than 6 Mos.	98	±2	28	16	18	17	12	9	30	27	±4
6 Mos. to Less Than 1 Year	98	±1	34	19	20	15	12	10	33	30	±3
1 Year or More	98	±2	40	22	22	17	14	11	39	37	±4
PRIOR UVAO SERVICE											
Prior Service	99	±2	35	21	20	17	15	12	35	34	±5
Non-Prior Service	98	±1	31	19	19	16	12	10	32	30	±2
UVAO TRAINING											
Trained	98	±1	36	21	21	17	13	10	34	32	±2
Not Trained	98	±1	23	15	17	14	12	10	27	27	±3
AGE											
18 to 24 Years Old	98	±2	24	20	18	19	15	12	28	30	±5
25 to 29 Years Old	98	±2	29	19	19	18	13	10	30	29	±4
30 to 34 Years Old	99	±1	33	20	18	15	13	11	30	26	±4
35 to 44 Years Old	98	±1	35	18	21	14	11	9	34	32	±3
45 Years Old or More	96	±3	37	20	22	17	13	8	41	37	±6

Note. Percent responding are Military Unit Voting Assistance Officers who answered the question.

25. Did you receive the 2008-09 Voting Assistance Guide (VAG)?

	Percent Responding		Percentages	Max ME	Percentage Reporting Yes
			Yes		
TOTAL	99	±1	77	±2	
Army	98	±1	75	±3	
Navy	99	±1	83	±3	
Marine Corps	99	±1	83	±6	
Air Force	99	±1	79	±3	
Coast Guard	99	±2	65	±6	
PAYGRADE					
Enlisted	99	±1	79	±3	
E1 – E4	100	±0	70	±15	
E5 – E9	99	±1	79	±3	
Officers	99	±1	75	±3	
W1 – W5	100	±0	82	±8	
O1 – O3	99	±1	74	±3	
O4 – O6	99	±1	80	±6	
SIZE OF UNIT					
Less Than 25	96	±4	72	±9	
25 to 99	100	±1	72	±3	
100 to 249	99	±1	76	±3	
250 or More	98	±1	86	±3	
LOCATION					
US (Incl. Territories)	99	±1	77	±2	
Overseas	98	±2	80	±4	
TIME OVERSEAS					
Less Than 1 Year	99	±1	74	±7	
1 Year to Less Than 3 Years	97	±3	84	±5	
3 Years or More	100	±0	84	±11	
DURATION UVAO ASSIGNMENT					
Less Than 3 Mos.	99	±1	58	±4	
3 Mos. to Less Than 6 Mos.	99	±1	73	±4	
6 Mos. to Less Than 1 Year	99	±1	85	±3	
1 Year or More	99	±1	87	±3	
PRIOR UVAO SERVICE					
Prior Service	99	±1	84	±4	
Non-Prior Service	99	±1	76	±2	
UVAO TRAINING					
Trained	99	±1	86	±2	
Not Trained	99	±1	55	±4	
AGE					
18 to 24 Years Old	99	±1	69	±5	
25 to 29 Years Old	98	±2	77	±4	
30 to 34 Years Old	100	±1	76	±4	
35 to 44 Years Old	99	±1	80	±3	
45 Years Old or More	100	±1	81	±5	

Note. Percent responding are Military Unit Voting Assistance Officers who answered the question. The Department of Defense 2008-09 VAG provides state-by-state information about registering to vote and requesting an absentee ballot.

26. During 2008, in what month did you receive the 2008-09 Voting Assistance Guide (VAG)? (options 1-6)1. January
4. April2. February
5. May3. March
6. June

	Percent Responding		Percentages						Max ME
			1	2	3	4	5	6	
TOTAL	76	±2	8	7	6	6	5	6	±2
Army	73	±3	7	6	5	6	5	5	±4
Navy	83	±3	7	9	6	5	4	6	±4
Marine Corps	82	±5	11	5	3	2	4	6	±7
Air Force	78	±3	10	7	7	8	7	7	±3
Coast Guard	64	±6	5	3	8	3	3	5	±7
PAYGRADE									
Enlisted	78	±3	8	8	7	7	5	6	±3
E1 – E4	70	±13	10	10	3	14	NR	13	±15
E5 – E9	78	±3	8	8	7	6	5	6	±3
Officers	75	±3	8	6	5	5	5	6	±3
W1 – W5	82	±7	10	5	4	4	5	3	±10
O1 – O3	73	±3	8	6	6	5	5	6	±3
O4 – O6	79	±6	6	9	5	5	5	6	±8
SIZE OF UNIT									
Less Than 25	70	±8	2	4	6	8	5	9	±10
25 to 99	72	±3	6	7	7	6	5	7	±4
100 to 249	76	±3	11	8	5	6	4	5	±4
250 or More	85	±3	7	6	7	5	7	5	±4
LOCATION									
US (Incl. Territories)	76	±2	8	7	6	6	5	6	±3
Overseas	79	±4	8	8	7	7	5	7	±5
TIME OVERSEAS									
Less Than 1 Year	74	±7	5	6	8	4	4	7	±9
1 Year to Less Than 3 Years	82	±5	9	9	7	9	6	7	±7
3 Years or More	84	±9	10	13	NR	8	4	7	±12
DURATION UVAO ASSIGNMENT									
Less Than 3 Mos.	57	±4	2	1	2	1	2	3	±4
3 Mos. to Less Than 6 Mos.	73	±4	2	1	2	4	7	9	±4
6 Mos. to Less Than 1 Year	84	±3	11	13	9	10	7	7	±4
1 Year or More	86	±3	11	7	7	5	3	4	±4
PRIOR UVAO SERVICE									
Prior Service	83	±4	9	7	6	5	6	7	±5
Non-Prior Service	75	±2	7	7	6	6	5	6	±3
UVAO TRAINING									
Trained	85	±2	9	8	7	6	5	6	±3
Not Trained	55	±4	3	2	3	4	4	7	±4
AGE									
18 to 24 Years Old	68	±5	8	5	6	3	4	7	±7
25 to 29 Years Old	75	±4	7	4	6	4	5	7	±4
30 to 34 Years Old	76	±4	7	8	6	7	5	4	±5
35 to 44 Years Old	79	±3	8	8	6	8	5	7	±4
45 Years Old or More	81	±5	10	8	6	4	6	3	±7

Note. Percent responding are Military Unit Voting Assistance Officers who answered the question and who received the 2008-09 VAG (Q25).

NR: Not reportable

26. During 2008, in what month did you receive the 2008-09 Voting Assistance Guide (VAG)? (options 7-13)

- 7. July
- 8. August
- 9. September
- 10. October
- 11. November
- 12. Prior to January 2008
- 13. Do Not Recall

	Percent Responding		Percentages							Max ME
			7	8	9	10	11	12	13	
TOTAL	76	±2	6	8	8	5	0	9	27	±2
Army	73	±3	6	10	11	7	0	9	23	±4
Navy	83	±3	5	5	4	4	0	10	34	±4
Marine Corps	82	±5	5	7	4	2	0	9	42	±7
Air Force	78	±3	7	9	7	3	0	6	23	±3
Coast Guard	64	±6	4	5	6	1	0	5	52	±8
PAYGRADE										
Enlisted	78	±3	6	8	7	4	1	9	25	±3
E1 – E4	70	±13	NR	9	13	6	NR	NR	22	±17
E5 – E9	78	±3	6	8	7	4	1	10	25	±3
Officers	75	±3	6	9	9	5	0	8	28	±3
W1 – W5	82	±7	4	8	14	1	NR	15	27	±10
O1 – O3	73	±3	6	10	8	6	0	7	27	±3
O4 – O6	79	±6	4	3	9	1	1	13	33	±8
SIZE OF UNIT										
Less Than 25	70	±8	3	8	16	4	NR	4	31	±11
25 to 99	72	±3	6	10	8	6	0	7	26	±4
100 to 249	76	±3	6	8	7	4	0	8	27	±4
250 or More	85	±3	5	6	8	4	0	11	28	±4
LOCATION										
US (Incl. Territories)	76	±2	6	9	8	5	0	8	27	±3
Overseas	79	±4	5	7	5	2	0	13	26	±5
TIME OVERSEAS										
Less Than 1 Year	74	±7	6	11	9	5	0	8	27	±9
1 Year to Less Than 3 Years	82	±5	6	6	2	0	1	15	24	±7
3 Years or More	84	±9	NR	4	6	4	NR	18	23	±13
DURATION UVAO ASSIGNMENT										
Less Than 3 Mos.	57	±4	3	11	24	18	1	0	32	±5
3 Mos. to Less Than 6 Mos.	73	±4	14	17	11	6	0	2	25	±4
6 Mos. to Less Than 1 Year	84	±3	4	6	3	1	0	6	22	±4
1 Year or More	86	±3	3	4	3	1	0	21	31	±4
PRIOR UVAO SERVICE										
Prior Service	83	±4	6	6	6	2	0	11	30	±5
Non-Prior Service	75	±2	6	9	8	5	0	8	26	±3
UVAO TRAINING										
Trained	85	±2	5	8	7	4	0	10	24	±3
Not Trained	55	±4	7	11	12	7	0	4	37	±5
AGE										
18 to 24 Years Old	68	±5	7	12	10	6	0	3	28	±7
25 to 29 Years Old	75	±4	5	9	9	8	0	8	28	±4
30 to 34 Years Old	76	±4	5	8	9	4	0	8	28	±5
35 to 44 Years Old	79	±3	6	8	7	3	1	10	25	±4
45 Years Old or More	81	±5	5	5	6	3	0	14	31	±7

Note. Percent responding are Military Unit Voting Assistance Officers who answered the question and who received the 2008-09 VAG (Q25).
NR: Not reportable

27. During 2008, how useful was the 2008-09 Voting Assistance Guide (VAG) in helping you perform your Unit Voting Assistance Officer (UVAO) duties?

1. Not at all useful
 2. Not very useful
 3. Somewhat useful
 4. Useful
 5. Very useful

	Percent Responding		Percentages					Max ME	Average Usefulness		
			1	2	3	4	5				
TOTAL	76	±2	1	2	11	26	60	±2	4.4	±0.1	
Army	73	±3	1	2	13	26	58	±4	4.4	±0.1	
Navy	83	±3	1	1	9	25	65	±4	4.5	±0.1	
Marine Corps	82	±5	1	1	12	26	59	±7	4.4	±0.2	
Air Force	78	±3	1	1	9	26	63	±3	4.5	±0.1	
Coast Guard	64	±6	1	4	17	34	44	±8	4.2	±0.2	
PAYGRADE											
Enlisted	78	±3	1	1	10	24	65	±3	4.5	±0.1	
E1 – E4	70	±13	NR	NR	7	17	73	±15	4.6	±0.3	
E5 – E9	78	±3	1	1	10	24	65	±3	4.5	±0.1	
Officers	74	±3	1	2	13	28	57	±3	4.4	±0.1	
W1 – W5	81	±8	1	2	11	26	60	±10	4.4	±0.2	
O1 – O3	73	±3	1	2	13	28	56	±3	4.4	±0.1	
O4 – O6	79	±6	0	4	8	24	64	±9	4.5	±0.2	
SIZE OF UNIT											
Less Than 25	70	±8	4	4	8	33	52	±11	4.3	±0.3	
25 to 99	71	±3	1	2	14	28	55	±4	4.3	±0.1	
100 to 249	75	±3	1	1	8	27	62	±4	4.5	±0.1	
250 or More	85	±3	1	1	12	21	66	±4	4.5	±0.1	
LOCATION											
US (Incl. Territories)	76	±2	1	2	11	26	60	±3	4.4	±0.1	
Overseas	79	±4	0	2	10	27	61	±5	4.5	±0.1	
TIME OVERSEAS											
Less Than 1 Year	74	±7	0	2	17	31	50	±9	4.3	±0.2	
1 Year to Less Than 3 Years	82	±5	0	2	7	22	69	±7	4.6	±0.2	
3 Years or More	84	±9	NR	NR	4	32	64	±12	4.6	±0.2	
DURATION UVAO ASSIGNMENT											
Less Than 3 Mos.	57	±4	2	3	20	29	45	±6	4.1	±0.2	
3 Mos. to Less Than 6 Mos.	72	±4	0	1	14	29	56	±5	4.4	±0.1	
6 Mos. to Less Than 1 Year	84	±3	1	2	9	24	65	±4	4.5	±0.1	
1 Year or More	86	±3	1	1	7	24	67	±4	4.6	±0.1	
PRIOR UVAO SERVICE											
Prior Service	83	±4	0	2	8	24	66	±5	4.5	±0.1	
Non-Prior Service	75	±2	1	2	12	26	59	±3	4.4	±0.1	
UVAO TRAINING											
Trained	85	±2	0	1	9	23	67	±3	4.5	±0.1	
Not Trained	55	±4	2	4	21	35	37	±5	4.0	±0.1	
AGE											
18 to 24 Years Old	68	±5	1	2	14	25	58	±7	4.4	±0.2	
25 to 29 Years Old	75	±4	1	2	12	26	59	±5	4.4	±0.1	
30 to 34 Years Old	76	±4	1	2	12	26	59	±5	4.4	±0.1	
35 to 44 Years Old	79	±3	1	2	10	27	61	±4	4.5	±0.1	
45 Years Old or More	80	±5	0	0	7	24	69	±7	4.6	±0.1	

Note. Percent responding are Military Unit Voting Assistance Officers who answered the question and who received the 2008-09 VAG (Q25).
 NR: Not reportable

28. Did you like the following features of the 2008-09 Voting Assistance Guide (VAG)?

- a. State-by-state information on registering and voting absentee
 b. Dates of elections and deadlines
 c. Information on how to fill out the Federal Post Card Application (FPCA)
 d. Mailing addresses for FPCAs or ballots
 e. Information on electronically transmitting FPCAs or ballots by fax
 f. Information on electronically transmitting FPCAs or ballots by e-mail
 g. The overall layout and design
 h. Some other feature





































	Percent Responding		Percentages								Max ME
	a	b	c	d	e	f	g	h			
TOTAL	76	±2	97	97	95	96	87	88	94	34	±2
Army	73	±3	97	97	95	95	86	87	93	37	±4
Navy	82	±3	97	98	96	95	89	90	95	36	±4
Marine Corps	82	±5	97	94	93	98	89	88	90	26	±7
Air Force	77	±3	98	97	97	98	88	89	96	31	±3
Coast Guard	63	±6	96	96	90	88	82	83	91	25	±7
PAYGRADE											
Enlisted	78	±3	97	97	96	96	88	90	95	36	±3
E1 – E4	70	±13	NR	NR	90	90	90	88	93	34	±17
E5 – E9	78	±3	97	97	96	96	88	90	95	36	±3
Officers	74	±3	97	97	95	95	86	86	92	33	±3
W1 – W5	81	±8	98	97	95	95	88	88	90	33	±10
O1 – O3	73	±3	97	97	95	95	85	86	93	34	±3
O4 – O6	78	±6	97	97	96	96	86	86	94	23	±8
SIZE OF UNIT											
Less Than 25	70	±8	95	93	90	93	83	83	88	40	±11
25 to 99	70	±3	96	97	95	95	88	89	94	34	±4
100 to 249	75	±3	98	97	97	97	85	87	93	34	±4
250 or More	84	±3	97	97	95	96	87	89	95	34	±4
LOCATION											
US (Incl. Territories)	75	±2	97	97	95	95	87	88	94	34	±3
Overseas	78	±4	97	97	96	97	86	88	92	36	±5
TIME OVERSEAS											
Less Than 1 Year	72	±7	96	95	95	95	84	85	89	39	±9
1 Year to Less Than 3 Years	82	±5	99	99	97	98	86	89	94	34	±7
3 Years or More	84	±9	94	92	96	NR	87	90	93	38	±13
DURATION UVAO ASSIGNMENT											
Less Than 3 Mos.	56	±4	96	94	92	92	87	87	90	32	±5
3 Mos. to Less Than 6 Mos.	72	±4	98	98	96	97	87	88	94	36	±5
6 Mos. to Less Than 1 Year	83	±3	98	97	96	97	84	86	94	35	±4
1 Year or More	85	±3	97	97	95	96	90	90	95	33	±4
PRIOR UVAO SERVICE											
Prior Service	82	±4	97	97	96	95	87	87	93	34	±5
Non-Prior Service	74	±2	97	97	95	96	87	88	94	34	±3
UVAO TRAINING											
Trained	84	±2	98	97	96	97	88	89	95	33	±3
Not Trained	54	±4	95	95	91	91	84	84	89	38	±5
AGE											
18 to 24 Years Old	67	±5	98	98	96	94	88	87	92	40	±7
25 to 29 Years Old	75	±4	97	97	96	97	86	87	93	38	±4
30 to 34 Years Old	75	±4	97	96	93	94	83	86	92	31	±5
35 to 44 Years Old	79	±3	97	97	95	96	88	89	95	32	±3
45 Years Old or More	80	±5	98	98	97	96	92	91	98	33	±7

Note. Percent responding are Military Unit Voting Assistance Officers who answered the question and who received the 2008-09 VAG (Q25).

NR: Not reportable

29. During 2008, did you receive the Voting Information News (VIN) newsletter?

1. No
2. Yes, hard copy only
3. Yes, electronically only
4. Yes, both electronically and hard copy

	Percent Responding		Percentages				Max ME	Percentage Reporting Yes		
			1	2	3	4				
TOTAL	99	±1	41	7	43	10	±2	59.0	±2.0	
Army	98	±1	49	5	37	9	±4	51.0	±4.0	
Navy	99	±1	29	7	51	12	±3	71.0	±3.0	
Marine Corps	99	±1	23	21	23	33	±6	77.0	±6.0	
Air Force	99	±1	35	2	56	6	±3	65.0	±3.0	
Coast Guard	99	±2	50	33	9	8	±6	50.0	±6.0	
PAYGRADE										
Enlisted	99	±1	36	7	46	10	±3	64.0	±3.0	
E1 – E4	100	±0	52	7	36	5	±13	48.0	±13.0	
E5 – E9	99	±1	36	7	46	11	±3	64.0	±3.0	
Officers	98	±1	45	6	39	9	±3	55.0	±3.0	
W1 – W5	99	±3	36	10	40	14	±10	64.0	±10.0	
O1 – O3	98	±1	47	6	38	9	±3	53.0	±3.0	
O4 – O6	98	±2	33	4	52	11	±8	67.0	±7.0	
SIZE OF UNIT										
Less Than 25	99	±3	50	14	28	9	±9	50.0	±9.0	
25 to 99	99	±1	46	5	40	9	±3	54.0	±3.0	
100 to 249	98	±1	43	7	42	9	±3	57.0	±3.0	
250 or More	99	±1	30	7	50	14	±4	70.0	±4.0	
LOCATION										
US (Incl. Territories)	99	±1	40	7	43	10	±2	60.0	±2.0	
Overseas	97	±2	46	5	40	9	±5	54.0	±5.0	
TIME OVERSEAS										
Less Than 1 Year	97	±3	58	5	29	8	±8	42.0	±8.0	
1 Year to Less Than 3 Years	96	±3	45	5	43	7	±7	55.0	±7.0	
3 Years or More	100	±0	20	3	59	18	±12	80.0	±11.0	
DURATION UVAO ASSIGNMENT										
Less Than 3 Mos.	98	±2	62	8	24	5	±4	38.0	±4.0	
3 Mos. to Less Than 6 Mos.	99	±1	47	6	38	10	±4	53.0	±4.0	
6 Mos. to Less Than 1 Year	99	±1	36	5	50	9	±4	64.0	±4.0	
1 Year or More	98	±1	24	8	53	15	±4	76.0	±3.0	
PRIOR UVAO SERVICE										
Prior Service	99	±1	30	8	46	17	±5	70.0	±5.0	
Non-Prior Service	98	±1	43	6	42	9	±2	57.0	±2.0	
UVAO TRAINING										
Trained	98	±1	31	6	52	12	±3	69.0	±2.0	
Not Trained	99	±1	66	9	20	5	±3	34.0	±3.0	
AGE										
18 to 24 Years Old	97	±2	55	6	34	5	±6	45.0	±6.0	
25 to 29 Years Old	98	±2	47	8	37	8	±4	53.0	±4.0	
30 to 34 Years Old	99	±1	44	6	40	10	±4	56.0	±4.0	
35 to 44 Years Old	99	±1	33	6	50	11	±3	67.0	±3.0	
45 Years Old or More	100	±1	28	7	48	18	±6	72.0	±6.0	

Note. Percent responding are Military Unit Voting Assistance Officers who answered the question. The Voting Information News (VIN) newsletter is a monthly publication containing timely information for Unit Voting Assistance Officers (UVAO).

30. During 2008, did you use the Voting Information News (VIN) newsletter?

	Percent Responding		Percentages	Max ME	Percentage Reporting Yes
			Yes		
TOTAL	58	±2	83	±2	
Army	49	±3	80	±4	
Navy	70	±3	88	±3	
Marine Corps	76	±6	90	±5	
Air Force	64	±3	84	±3	
Coast Guard	50	±6	69	±8	
PAYGRADE					
Enlisted	63	±3	87	±3	
E1 - E4	48	±14	86	±17	
E5 - E9	63	±3	88	±3	
Officers	54	±3	79	±3	
W1 - W5	62	±9	90	±8	
O1 - O3	52	±3	76	±4	
O4 - O6	66	±7	89	±7	
SIZE OF UNIT					
Less Than 25	50	±9	87	±10	
25 to 99	53	±3	82	±4	
100 to 249	56	±3	82	±4	
250 or More	69	±3	85	±4	
LOCATION					
US (Incl. Territories)	60	±2	83	±2	
Overseas	52	±5	84	±5	
TIME OVERSEAS					
Less Than 1 Year	41	±7	74	±11	
1 Year to Less Than 3 Years	53	±7	85	±7	
3 Years or More	80	±10	96	±5	
DURATION UVAO ASSIGNMENT					
Less Than 3 Mos.	37	±4	75	±6	
3 Mos. to Less Than 6 Mos.	52	±4	80	±5	
6 Mos. to Less Than 1 Year	64	±3	85	±3	
1 Year or More	74	±3	86	±3	
PRIOR UVAO SERVICE					
Prior Service	70	±5	88	±4	
Non-Prior Service	56	±2	82	±2	
UVAO TRAINING					
Trained	68	±2	86	±2	
Not Trained	34	±3	72	±5	
AGE					
18 to 24 Years Old	44	±5	74	±7	
25 to 29 Years Old	52	±4	74	±5	
30 to 34 Years Old	55	±4	83	±5	
35 to 44 Years Old	66	±3	88	±3	
45 Years Old or More	71	±6	95	±3	

Note. Percent responding are Military Unit Voting Assistance Officers who answered the question and who received the VIN newsletter during 2008 (Q29).

31. During 2008, did you use the Voting Information News (VIN) newsletter in the following ways?

- a. Forwarded it by e-mail
- b. Photocopied the newsletter and distributed it
- c. Extracted selected information and distributed it
- d. Kept it for reference
- e. Used it in some other way

	Percent Responding		Percentages					Max ME
			a	b	c	d	e	
TOTAL	48	±2	70	34	58	92	19	±3
Army	39	±3	66	49	53	93	20	±5
Navy	62	±3	65	29	75	92	19	±4
Marine Corps	69	±6	67	54	51	92	30	±8
Air Force	54	±3	88	14	52	90	13	±4
Coast Guard	34	±6	19	24	45	95	26	±10
PAYGRADE								
Enlisted	55	±3	76	37	56	91	19	±4
E1 – E4	41	±13	NR	NR	NR	NR	NR	
E5 – E9	55	±3	76	37	56	91	20	±4
Officers	42	±3	64	33	57	92	18	±4
W1 – W5	56	±9	64	41	60	92	31	±12
O1 – O3	39	±3	62	32	57	92	16	±4
O4 – O6	59	±7	82	31	58	92	20	±10
SIZE OF UNIT								
Less Than 25	43	±9	62	43	61	83	21	±14
25 to 99	44	±3	69	32	55	92	16	±5
100 to 249	46	±3	69	33	55	90	18	±5
250 or More	58	±4	74	38	61	94	22	±5
LOCATION								
US (Incl. Territories)	49	±2	69	35	59	92	19	±3
Overseas	43	±5	76	31	52	88	18	±7
TIME OVERSEAS								
Less Than 1 Year	29	±7	64	39	46	83	26	±13
1 Year to Less Than 3 Years	45	±6	79	24	57	90	12	±9
3 Years or More	77	±10	85	33	46	92	23	±14
DURATION UVAO ASSIGNMENT								
Less Than 3 Mos.	28	±4	50	39	50	89	16	±8
3 Mos. to Less Than 6 Mos.	42	±4	67	42	55	95	19	±6
6 Mos. to Less Than 1 Year	54	±4	70	29	59	90	16	±4
1 Year or More	64	±4	79	34	60	93	23	±4
PRIOR UVAO SERVICE								
Prior Service	62	±5	79	40	60	92	23	±6
Non-Prior Service	46	±2	68	33	57	92	18	±3
UVAO TRAINING								
Trained	58	±2	74	34	58	92	19	±3
Not Trained	24	±3	48	36	56	88	16	±6
AGE								
18 to 24 Years Old	32	±5	49	29	53	90	22	±9
25 to 29 Years Old	38	±4	62	37	57	94	15	±6
30 to 34 Years Old	46	±4	67	34	59	90	19	±6
35 to 44 Years Old	58	±3	77	33	56	92	19	±4
45 Years Old or More	67	±6	82	39	62	92	21	±8

Note. Percent responding are Military Unit Voting Assistance Officers who answered the question, who received the VIN newsletter during 2008 (Q25), and who used the VIN newsletter (Q30).
 NR: Not reportable

32. Overall, how useful was the Voting Information News (VIN) newsletter in helping you carry out your Unit Voting Assistance Officer (UVAO) duties?

1. Not at all useful
 2. Not very useful
 3. Somewhat useful
 4. Useful
 5. Very useful

	Percent Responding		Percentages					Max ME	Average Usefulness		
			1	2	3	4	5				
TOTAL	48	±2	0	2	23	40	35	±3	4.1	±0.1	
Army	39	±3	1	3	25	36	36	±5	4.0	±0.1	
Navy	62	±3	0	1	17	43	39	±4	4.2	±0.1	
Marine Corps	69	±6	0	6	27	37	30	±8	3.9	±0.2	
Air Force	54	±3	0	2	23	40	35	±4	4.1	±0.1	
Coast Guard	34	±6	NR	NR	20	63	17	±10	4.0	±0.2	
PAYGRADE											
Enlisted	55	±3	0	1	17	39	42	±4	4.2	±0.1	
E1 - E4	41	±13	NR	NR	NR	NR	NR		4.1	±0.3	
E5 - E9	55	±3	0	1	17	39	42	±4	4.2	±0.1	
Officers	42	±3	0	3	28	41	28	±4	3.9	±0.1	
W1 - W5	56	±9	NR	1	14	40	45	±12	4.3	±0.2	
O1 - O3	39	±3	1	4	32	40	24	±4	3.8	±0.1	
O4 - O6	59	±7	NR	1	13	48	38	±10	4.2	±0.2	
SIZE OF UNIT											
Less Than 25	43	±9	NR	NR	18	39	39	±13	4.1	±0.3	
25 to 99	43	±3	0	2	24	41	33	±5	4.0	±0.1	
100 to 249	46	±3	0	3	24	41	31	±4	4.0	±0.1	
250 or More	58	±4	0	1	20	37	41	±5	4.2	±0.1	
LOCATION											
US (Incl. Territories)	49	±2	0	2	23	40	35	±3	4.1	±0.1	
Overseas	43	±5	1	1	22	38	37	±7	4.1	±0.2	
TIME OVERSEAS											
Less Than 1 Year	29	±7	NR	4	23	36	37	±13	4.1	±0.3	
1 Year to Less Than 3 Years	45	±6	0	1	23	38	38	±9	4.1	±0.2	
3 Years or More	74	±10	NR	NR	20	41	36	±13	4.1	±0.3	
DURATION UVAO ASSIGNMENT											
Less Than 3 Mos.	28	±4	0	4	30	42	24	±8	3.8	±0.2	
3 Mos. to Less Than 6 Mos.	42	±4	0	2	22	43	33	±6	4.1	±0.1	
6 Mos. to Less Than 1 Year	54	±4	1	2	24	39	34	±4	4.0	±0.1	
1 Year or More	64	±4	0	2	19	37	42	±4	4.2	±0.1	
PRIOR UVAO SERVICE											
Prior Service	62	±5	0	1	19	39	41	±6	4.2	±0.1	
Non-Prior Service	46	±2	0	2	23	40	34	±3	4.0	±0.1	
UVAO TRAINING											
Trained	58	±2	0	2	22	38	38	±3	4.1	±0.1	
Not Trained	24	±3	0	2	26	49	23	±6	3.9	±0.1	
AGE											
18 to 24 Years Old	32	±5	1	7	33	34	25	±9	3.7	±0.2	
25 to 29 Years Old	38	±4	0	4	36	40	21	±6	3.8	±0.1	
30 to 34 Years Old	46	±4	0	3	22	37	38	±6	4.1	±0.1	
35 to 44 Years Old	58	±3	0	1	17	43	38	±4	4.2	±0.1	
45 Years Old or More	67	±6	0	1	12	35	52	±7	4.4	±0.1	

Note. Percent responding are Military Unit Voting Assistance Officers who answered the question, who received the VIN newsletter during 2008 (Q25), and who used the VIN newsletter (Q30).
 NR: Not reportable

33. During 2008, when you used the Voting Information News (VIN) newsletter, did you like the following features?

- a. The overall layout and design
- b. The information it contained
- c. Ease of use
- d. Frequency of the newsletter
- e. Timeliness of the information in the newsletter
- f. "To Do" checklist
- g. Some other feature

	Percent Responding		Percentages							Max ME
			a	b	c	d	e	f	g	
TOTAL	48	±2	92	96	92	91	92	89	17	±2
Army	39	±3	90	95	91	90	92	88	20	±5
Navy	61	±3	94	98	95	92	94	95	17	±3
Marine Corps	69	±6	90	93	91	86	85	83	9	±7
Air Force	53	±3	93	97	92	92	91	87	13	±3
Coast Guard	34	±6	92	98	95	87	87	96	17	±9
PAYGRADE										
Enlisted	55	±3	94	97	95	92	93	90	20	±3
E1 – E4	41	±13	NR	NR	NR	NR	NR	NR	NR	
E5 – E9	55	±3	94	97	95	92	93	90	20	±4
Officers	42	±3	89	95	90	89	90	89	14	±3
W1 – W5	56	±9	95	94	96	90	91	95	20	±12
O1 – O3	39	±3	88	94	89	89	90	88	14	±3
O4 – O6	59	±7	96	98	97	94	89	89	9	±8
SIZE OF UNIT										
Less Than 25	43	±9	96	NR	NR	97	90	88	17	±13
25 to 99	43	±3	92	96	92	90	93	90	18	±4
100 to 249	46	±3	91	96	93	92	91	89	16	±4
250 or More	58	±4	92	97	92	89	91	89	16	±4
LOCATION										
US (Incl. Territories)	49	±2	92	96	93	91	92	90	16	±3
Overseas	43	±5	91	95	92	90	91	87	17	±6
TIME OVERSEAS										
Less Than 1 Year	29	±7	80	91	86	82	87	80	14	±14
1 Year to Less Than 3 Years	44	±6	93	97	91	94	93	91	15	±9
3 Years or More	74	±10	NR	NR	98	90	92	87	22	±13
DURATION UVAO ASSIGNMENT										
Less Than 3 Mos.	28	±4	92	96	93	88	91	90	23	±7
3 Mos. to Less Than 6 Mos.	42	±4	90	97	92	93	90	86	15	±5
6 Mos. to Less Than 1 Year	54	±4	91	96	92	90	93	90	15	±4
1 Year or More	64	±4	93	96	93	92	91	90	16	±4
PRIOR UVAO SERVICE										
Prior Service	61	±5	92	97	92	88	90	88	16	±5
Non-Prior Service	46	±2	91	96	93	91	92	90	17	±3
UVAO TRAINING										
Trained	58	±2	92	96	93	91	92	90	16	±3
Not Trained	24	±3	90	95	92	90	88	89	22	±6
AGE										
18 to 24 Years Old	32	±5	88	93	86	88	87	89	21	±8
25 to 29 Years Old	38	±4	90	96	90	92	93	92	17	±5
30 to 34 Years Old	45	±4	89	95	94	89	91	90	17	±5
35 to 44 Years Old	58	±3	94	96	93	90	91	88	16	±3
45 Years Old or More	67	±6	94	98	94	94	94	88	14	±6

Note. Percent responding are Military Unit Voting Assistance Officers who answered the question, who received the VIN newsletter during 2008 (Q25), and who used the VIN newsletter (Q30).
 NR: Not reportable

34. During 2008, did you visit the Federal Voting Assistance Program (FVAP) Web site?

	Percent Responding		Percentages	Max ME	Percentage Reporting Yes
			Yes		
TOTAL	98	±1	92	±2	
Army	98	±1	90	±2	
Navy	99	±1	95	±2	
Marine Corps	99	±1	93	±4	
Air Force	99	±1	94	±2	
Coast Guard	99	±2	81	±5	
PAYGRADE					
Enlisted	98	±1	92	±2	
E1 - E4	100	±0	86	±14	
E5 - E9	98	±1	92	±2	
Officers	99	±1	92	±2	
W1 - W5	99	±3	92	±7	
O1 - O3	99	±1	91	±2	
O4 - O6	99	±2	92	±5	
SIZE OF UNIT					
Less Than 25	99	±3	84	±8	
25 to 99	98	±1	89	±2	
100 to 249	98	±1	93	±2	
250 or More	99	±1	96	±2	
LOCATION					
US (Incl. Territories)	99	±1	92	±2	
Overseas	98	±2	93	±3	
TIME OVERSEAS					
Less Than 1 Year	98	±3	91	±6	
1 Year to Less Than 3 Years	97	±3	95	±4	
3 Years or More	99	±2	93	±9	
DURATION UVAO ASSIGNMENT					
Less Than 3 Mos.	98	±2	82	±4	
3 Mos. to Less Than 6 Mos.	99	±1	94	±3	
6 Mos. to Less Than 1 Year	99	±1	95	±2	
1 Year or More	98	±1	94	±2	
PRIOR UVAO SERVICE					
Prior Service	99	±1	95	±3	
Non-Prior Service	98	±1	91	±2	
UVAO TRAINING					
Trained	98	±1	97	±1	
Not Trained	99	±1	80	±3	
AGE					
18 to 24 Years Old	97	±2	90	±4	
25 to 29 Years Old	98	±2	91	±3	
30 to 34 Years Old	99	±1	90	±3	
35 to 44 Years Old	99	±1	94	±2	
45 Years Old or More	99	±1	93	±4	

Note. Percent responding are Military Unit Voting Assistance Officers who answered the question. The FVAP Web site, www.fvap.gov, provides voting related information and resources.

35. How many times did you visit the Federal Voting Assistance Program (FVAP) Web site during 2008?

1. Every day
2. At least once a week, but not every day
3. At least once a month, but not every week
4. At least once in 2008, but not every month
5. Do not recall

	Percent Responding		Percentages					Max ME
			1	2	3	4	5	
TOTAL	90	±2	6	48	30	10	5	±2
Army	88	±2	5	45	30	13	7	±4
Navy	94	±2	9	54	26	7	4	±3
Marine Corps	93	±4	4	51	34	10	2	±7
Air Force	93	±2	5	51	33	7	3	±3
Coast Guard	80	±5	1	36	33	20	9	±7
PAYGRADE								
Enlisted	91	±2	7	51	30	7	5	±3
E1 – E4	86	±10	3	51	35	5	NR	±15
E5 – E9	91	±2	7	51	30	7	5	±3
Officers	90	±2	5	46	31	13	5	±3
W1 – W5	91	±6	4	51	29	10	5	±10
O1 – O3	90	±2	5	47	30	13	5	±3
O4 – O6	91	±4	6	41	36	12	4	±8
SIZE OF UNIT								
Less Than 25	83	±7	3	42	32	16	6	±10
25 to 99	88	±2	4	44	33	13	6	±4
100 to 249	91	±2	6	50	30	10	5	±4
250 or More	95	±2	8	54	27	7	4	±4
LOCATION								
US (Incl. Territories)	90	±2	6	49	30	10	5	±2
Overseas	91	±3	7	46	30	12	5	±5
TIME OVERSEAS								
Less Than 1 Year	89	±5	10	46	28	12	5	±8
1 Year to Less Than 3 Years	92	±4	5	44	34	12	5	±7
3 Years or More	92	±6	8	50	25	14	4	±13
DURATION UVAO ASSIGNMENT								
Less Than 3 Mos.	80	±4	7	50	22	14	8	±5
3 Mos. to Less Than 6 Mos.	93	±2	8	52	27	8	5	±4
6 Mos. to Less Than 1 Year	94	±2	5	47	33	11	5	±4
1 Year or More	93	±2	5	47	36	9	4	±4
PRIOR UVAO SERVICE								
Prior Service	94	±3	6	52	30	9	4	±5
Non-Prior Service	90	±2	6	48	30	11	5	±2
UVAO TRAINING								
Trained	95	±1	6	50	32	8	4	±3
Not Trained	79	±3	5	45	24	18	8	±4
AGE								
18 to 24 Years Old	88	±4	4	49	30	11	5	±6
25 to 29 Years Old	89	±3	5	50	27	13	5	±4
30 to 34 Years Old	89	±3	9	47	28	10	6	±5
35 to 44 Years Old	92	±2	5	48	32	10	5	±3
45 Years Old or More	92	±3	6	46	37	4	7	±6

Note. Percent responding are Military Unit Voting Assistance Officers who answered the question and who visited the FVAP Web site during 2008 (Q34).
NR: Not reportable

36. During 2008, did you visit the Federal Voting Assistance Program (FVAP) Web site for any of the following reasons? (options a-f)

- a. To access the online 2008-09 Voting Assistance Guide (VAG)
- b. To access Voting Information News (VIN) newsletters
- c. To access other FVAP publications
- d. To access the Voting Calendar
- e. To access the online Federal Post Card Application (FPCA)
- f. To link to other election-related Web sites

	Percent Responding		Percentages						Max ME
			a	b	c	d	e	f	
TOTAL	90	±2	73	50	71	77	78	67	±2
Army	87	±2	73	50	69	76	76	65	±4
Navy	94	±2	73	55	76	80	85	72	±3
Marine Corps	93	±4	76	58	78	76	81	70	±7
Air Force	92	±2	73	49	72	77	78	66	±3
Coast Guard	78	±5	63	29	51	67	68	55	±7
PAYGRADE									
Enlisted	90	±2	71	58	74	80	76	67	±3
E1 – E4	86	±10	71	52	61	71	74	65	±14
E5 – E9	90	±2	71	58	75	80	77	67	±3
Officers	90	±2	73	45	69	74	79	66	±3
W1 – W5	90	±6	71	51	70	80	73	75	±10
O1 – O3	89	±2	73	44	68	73	80	66	±3
O4 – O6	91	±4	79	46	73	79	82	65	±8
SIZE OF UNIT									
Less Than 25	81	±7	69	49	64	71	62	57	±10
25 to 99	87	±2	71	46	68	74	74	62	±4
100 to 249	90	±2	73	50	70	77	80	69	±4
250 or More	94	±2	74	56	77	80	84	71	±4
LOCATION									
US (Incl. Territories)	90	±2	73	52	71	77	78	68	±2
Overseas	90	±3	71	44	69	74	81	62	±5
TIME OVERSEAS									
Less Than 1 Year	87	±6	74	38	68	75	83	64	±8
1 Year to Less Than 3 Years	92	±4	68	42	69	73	78	59	±7
3 Years or More	92	±6	74	66	74	75	82	64	±13
DURATION UVAO ASSIGNMENT									
Less Than 3 Mos.	78	±4	67	38	60	68	70	61	±5
3 Mos. to Less Than 6 Mos.	92	±3	74	48	69	75	78	63	±4
6 Mos. to Less Than 1 Year	94	±2	73	51	73	78	80	68	±4
1 Year or More	92	±2	75	60	78	82	82	72	±4
PRIOR UVAO SERVICE									
Prior Service	94	±3	75	57	75	81	83	69	±5
Non-Prior Service	89	±2	72	49	70	76	77	66	±2
UVAO TRAINING									
Trained	94	±1	74	55	75	80	81	69	±3
Not Trained	78	±3	69	36	58	67	70	61	±4
AGE									
18 to 24 Years Old	87	±4	68	39	66	68	77	61	±6
25 to 29 Years Old	89	±3	73	44	69	73	79	66	±4
30 to 34 Years Old	89	±3	72	51	73	78	79	68	±5
35 to 44 Years Old	91	±2	73	55	72	80	77	69	±3
45 Years Old or More	92	±4	76	62	76	81	79	63	±6

Note. Percent responding are Military Unit Voting Assistance Officers who answered the question and who visited the FVAP Web site during 2008 (Q34).

36. During 2008, did you visit the Federal Voting Assistance Program (FVAP) Web site for any of the following reasons? (options g-l)

- g. To obtain Voter Assistance Officer (UVAO) training
 j. To send e-mail to FVAP
 h. To find a U.S. Representative or U.S. Senator
 k. To obtain information for your own publications
 i. To obtain toll-free telephone numbers
 l. Some other reason

	Percent Responding		Percentages						Max ME
			g	h	i	j	k	l	
TOTAL	90	±2	66	28	49	26	44	20	±2
Army	87	±2	70	31	47	27	45	21	±4
Navy	94	±2	66	27	52	29	48	21	±3
Marine Corps	93	±4	71	26	50	25	47	16	±7
Air Force	92	±2	59	25	52	22	39	19	±3
Coast Guard	78	±5	39	22	35	23	33	20	±7
PAYGRADE									
Enlisted	90	±2	63	31	53	26	48	21	±3
E1 – E4	86	±10	55	34	47	22	38	16	±15
E5 – E9	90	±2	64	30	54	26	48	21	±3
Officers	90	±2	67	26	45	25	41	20	±3
W1 – W5	90	±6	68	28	40	25	49	16	±10
O1 – O3	89	±2	67	27	45	25	40	21	±3
O4 – O6	91	±4	64	23	49	25	51	20	±8
SIZE OF UNIT									
Less Than 25	81	±7	58	34	37	28	45	17	±10
25 to 99	87	±2	63	27	44	23	40	19	±4
100 to 249	90	±2	64	29	50	25	44	23	±4
250 or More	94	±2	72	28	55	29	50	20	±4
LOCATION									
US (Incl. Territories)	90	±2	67	27	50	26	45	21	±2
Overseas	90	±3	61	31	42	26	41	17	±5
TIME OVERSEAS									
Less Than 1 Year	87	±6	58	32	38	28	40	20	±8
1 Year to Less Than 3 Years	92	±4	61	28	44	22	39	14	±7
3 Years or More	92	±6	69	37	47	31	49	18	±12
DURATION UVAO ASSIGNMENT									
Less Than 3 Mos.	78	±4	58	28	42	22	40	25	±5
3 Mos. to Less Than 6 Mos.	92	±3	67	28	48	29	44	22	±4
6 Mos. to Less Than 1 Year	94	±2	70	26	50	23	42	19	±4
1 Year or More	92	±2	64	30	53	28	49	18	±4
PRIOR UVAO SERVICE									
Prior Service	94	±3	64	38	53	29	47	20	±5
Non-Prior Service	89	±2	66	26	48	25	43	21	±2
UVAO TRAINING									
Trained	94	±1	73	29	51	27	47	19	±3
Not Trained	78	±3	44	25	41	22	36	24	±4
AGE									
18 to 24 Years Old	87	±4	65	30	40	23	40	22	±6
25 to 29 Years Old	89	±3	67	25	43	26	39	21	±4
30 to 34 Years Old	89	±3	67	24	54	27	46	22	±5
35 to 44 Years Old	91	±2	67	30	52	25	46	19	±3
45 Years Old or More	92	±4	56	36	54	26	48	20	±6

Note. Percent responding are Military Unit Voting Assistance Officers who answered the question and who visited the FVAP Web site during 2008 (Q34).

37. Overall, how satisfied or dissatisfied were you with the Federal Voting Assistance Program (FVAP) Web site when you visited it in 2008?

1. Very dissatisfied
4. Satisfied

2. Dissatisfied
5. Very satisfied

3. Neither satisfied nor dissatisfied

	Percent Responding		Percentages					Max ME	Average Satisfaction		
			1	2	3	4	5				
TOTAL	90	±2	0	1	9	44	45	±2	4.3	±0.1	
Army	88	±2	0	1	11	47	40	±4	4.2	±0.1	
Navy	94	±2	0	1	7	40	52	±3	4.4	±0.1	
Marine Corps	92	±4	0	1	8	43	49	±7	4.4	±0.1	
Air Force	92	±2	0	1	6	42	52	±3	4.4	±0.1	
Coast Guard	80	±5	1	2	12	47	39	±7	4.2	±0.2	
PAYGRADE											
Enlisted	90	±2	0	1	7	41	51	±3	4.4	±0.1	
E1 - E4	86	±10	NR	6	19	24	51	±15	4.2	±0.3	
E5 - E9	90	±2	0	1	6	42	51	±3	4.4	±0.1	
Officers	90	±2	0	1	10	47	41	±3	4.3	±0.1	
W1 - W5	90	±6	NR	2	4	43	51	±10	4.4	±0.2	
O1 - O3	90	±2	0	1	11	48	39	±3	4.2	±0.1	
O4 - O6	91	±4	0	3	5	40	52	±8	4.4	±0.2	
SIZE OF UNIT											
Less Than 25	83	±7	NR	NR	11	50	39	±10	4.3	±0.2	
25 to 99	87	±2	0	1	10	47	41	±4	4.3	±0.1	
100 to 249	90	±2	0	1	8	47	43	±4	4.3	±0.1	
250 or More	94	±2	0	2	8	36	54	±4	4.4	±0.1	
LOCATION											
US (Incl. Territories)	90	±2	0	1	9	45	46	±2	4.3	±0.1	
Overseas	90	±3	0	2	10	43	45	±5	4.3	±0.1	
TIME OVERSEAS											
Less Than 1 Year	87	±6	1	2	12	42	43	±8	4.2	±0.2	
1 Year to Less Than 3 Years	92	±4	0	2	9	43	46	±7	4.3	±0.1	
3 Years or More	91	±7	NR	4	11	41	44	±12	4.2	±0.3	
DURATION UVAO ASSIGNMENT											
Less Than 3 Mos.	79	±4	1	1	17	47	35	±5	4.1	±0.1	
3 Mos. to Less Than 6 Mos.	92	±3	0	1	9	48	42	±4	4.3	±0.1	
6 Mos. to Less Than 1 Year	94	±2	0	1	7	44	48	±4	4.4	±0.1	
1 Year or More	92	±2	0	2	5	40	54	±4	4.5	±0.1	
PRIOR UVAO SERVICE											
Prior Service	94	±3	0	1	5	40	54	±5	4.5	±0.1	
Non-Prior Service	89	±2	0	1	10	45	44	±2	4.3	±0.1	
UVAO TRAINING											
Trained	94	±1	0	1	6	43	50	±3	4.4	±0.1	
Not Trained	79	±3	1	2	16	49	33	±4	4.1	±0.1	
AGE											
18 to 24 Years Old	87	±4	0	1	14	48	36	±6	4.2	±0.1	
25 to 29 Years Old	89	±3	0	1	10	49	40	±4	4.3	±0.1	
30 to 34 Years Old	89	±3	0	2	9	40	48	±5	4.3	±0.1	
35 to 44 Years Old	92	±2	0	1	7	44	48	±3	4.4	±0.1	
45 Years Old or More	92	±3	0	1	5	37	57	±6	4.5	±0.1	

Note. Percent responding are Military Unit Voting Assistance Officers who answered the question and who visited the FVAP Web site during 2008 (Q34).
NR: Not reportable

38. What were your reasons for not visiting the Federal Voting Assistance Program (FVAP) Web site in 2008?

- a. I did not know about it. b. I did not know what it was for. c. I knew about it, but did not know the Web site address.
- d. I got all the information I needed from other sources. e. I did not think it would be useful. f. Some other reason

	Percent Responding		Percentages						Max ME
			a	b	c	d	e	f	
TOTAL	8	±1	51	27	9	38	11	14	±7
Army	10	±2	48	25	10	38	12	16	±10
Navy	5	±2	43	21	12	34	12	22	±14
Marine Corps	7	±4	NR	NR	NR	NR	NR	NR	
Air Force	6	±2	46	28	8	50	13	10	±12
Coast Guard	19	±5	87	41	10	21	10	10	±14
PAYGRADE									
Enlisted	8	±2	47	30	11	42	15	18	±10
E1 – E4	14	±10	NR	NR	NR	NR	NR	NR	
E5 – E9	7	±2	47	29	11	44	15	17	±10
Officers	8	±2	55	25	9	36	10	13	±9
W1 – W5	8	±5	NR	NR	NR	NR	NR	NR	
O1 – O3	8	±2	58	26	10	38	11	13	±10
O4 – O6	8	±4	NR	NR	NR	NR	NR	NR	
SIZE OF UNIT									
Less Than 25	15	±7	NR	8	NR	NR	NR	NR	±14
25 to 99	11	±2	57	35	11	36	12	14	±9
100 to 249	7	±2	45	24	7	48	10	13	±12
250 or More	4	±2	NR	13	NR	NR	NR	NR	±17
LOCATION									
US (Incl. Territories)	8	±2	51	27	9	38	10	15	±7
Overseas	7	±3	NR	NR	NR	NR	20	NR	±18
TIME OVERSEAS									
Less Than 1 Year	9	±5	NR	NR	NR	NR	NR	NR	
1 Year to Less Than 3 Years	5	±3	NR	NR	NR	NR	NR	NR	
3 Years or More	7	±6	NR	NR	NR	NR	NR	NR	
DURATION UVAO ASSIGNMENT									
Less Than 3 Mos.	18	±4	65	29	9	24	12	15	±10
3 Mos. to Less Than 6 Mos.	6	±2	48	30	8	57	12	20	±17
6 Mos. to Less Than 1 Year	5	±2	37	26	17	50	13	17	±16
1 Year or More	6	±2	31	16	4	48	8	4	±14
PRIOR UVAO SERVICE									
Prior Service	5	±3	NR	NR	NR	NR	11	NR	±15
Non-Prior Service	8	±2	54	28	9	36	11	13	±7
UVAO TRAINING									
Trained	3	±1	20	9	9	60	12	15	±13
Not Trained	20	±3	63	34	10	30	11	14	±8
AGE									
18 to 24 Years Old	9	±4	NR	NR	NR	35	15	11	±18
25 to 29 Years Old	8	±3	57	31	17	36	13	15	±14
30 to 34 Years Old	10	±3	49	21	9	37	9	11	±15
35 to 44 Years Old	6	±2	44	22	5	40	12	19	±12
45 Years Old or More	7	±3	NR	13	NR	NR	NR	NR	±17

Note. Percent responding are Military Unit Voting Assistance Officers who answered the question and who did not visit the FVAP Web site during 2008 (Q34).
NR: Not reportable

39. During 2008, did you use or refer anyone in your unit(s) to the Federal Assistance Voting Program (FVAP) toll-free telephone service?

	Percent Responding		Percentages	Max ME	Percentage Reporting Yes
			Yes		
TOTAL	98	±1	19	±2	
Army	97	±2	18	±3	
Navy	98	±1	24	±3	
Marine Corps	99	±1	20	±6	
Air Force	99	±1	16	±3	
Coast Guard	98	±2	10	±5	
PAYGRADE					
Enlisted	98	±1	23	±3	
E1 – E4	100	±0	14	±11	
E5 – E9	97	±1	24	±3	
Officers	98	±1	15	±2	
W1 – W5	98	±4	17	±8	
O1 – O3	98	±1	15	±2	
O4 – O6	98	±3	19	±7	
SIZE OF UNIT					
Less Than 25	98	±3	15	±7	
25 to 99	98	±1	16	±3	
100 to 249	98	±1	19	±3	
250 or More	98	±2	23	±3	
LOCATION					
US (Incl. Territories)	98	±1	19	±2	
Overseas	97	±2	16	±4	
TIME OVERSEAS					
Less Than 1 Year	97	±3	13	±6	
1 Year to Less Than 3 Years	97	±3	15	±5	
3 Years or More	98	±4	27	±12	
DURATION UVAO ASSIGNMENT					
Less Than 3 Mos.	96	±2	13	±3	
3 Mos. to Less Than 6 Mos.	98	±2	18	±4	
6 Mos. to Less Than 1 Year	99	±1	21	±3	
1 Year or More	97	±2	22	±3	
PRIOR UVAO SERVICE					
Prior Service	99	±1	25	±5	
Non-Prior Service	97	±1	18	±2	
UVAO TRAINING					
Trained	98	±1	21	±2	
Not Trained	98	±2	13	±3	
AGE					
18 to 24 Years Old	97	±2	13	±4	
25 to 29 Years Old	97	±2	15	±3	
30 to 34 Years Old	98	±1	20	±4	
35 to 44 Years Old	98	±1	22	±3	
45 Years Old or More	98	±2	23	±6	

Note. Percent responding are Military Unit Voting Assistance Officers who answered the question. The FVAP provides a toll-free telephone service from many countries that allows a caller to talk to FVAP staff for voting assistance.

40. Based on your experience in 2008 with the Federal Voting Assistance Program (FVAP) toll-free telephone service, how satisfied or dissatisfied were you with the assistance you received?

1. Very dissatisfied
4. Satisfied

2. Dissatisfied
5. Very satisfied

3. Neither satisfied nor dissatisfied

	Percent Responding		Percentages					Max ME	Average Satisfaction		
			1	2	3	4	5				
TOTAL	18	±2	1	2	19	43	35	±4	4.1	±0.1	
Army	18	±3	2	3	15	47	33	±8	4.1	±0.2	
Navy	24	±3	1	0	19	38	42	±6	4.2	±0.1	
Marine Corps	20	±5	NR	3	25	40	32	±14	4.0	±0.3	
Air Force	16	±2	1	3	24	39	33	±7	4.0	±0.2	
Coast Guard	9	±4	NR	NR	23	NR	NR	±18	3.8	±0.4	
PAYGRADE											
Enlisted	23	±3	0	2	20	36	42	±6	4.2	±0.1	
E1 – E4	14	±9	NR	NR	NR	NR	NR		NR		
E5 – E9	23	±3	0	3	19	35	42	±6	4.2	±0.1	
Officers	15	±2	2	2	18	50	28	±7	4.0	±0.2	
W1 – W5	17	±7	NR	NR	NR	NR	NR		4.2	±0.3	
O1 – O3	14	±2	2	3	18	52	26	±7	4.0	±0.2	
O4 – O6	19	±6	NR	NR	26	30	NR	±18	3.9	±0.5	
SIZE OF UNIT											
Less Than 25	15	±6	NR	NR	17	NR	NR	±17	4.2	±0.3	
25 to 99	15	±3	3	4	21	41	32	±8	4.0	±0.2	
100 to 249	18	±3	1	2	12	51	33	±7	4.1	±0.2	
250 or More	23	±3	1	1	24	35	39	±7	4.1	±0.2	
LOCATION											
US (Incl. Territories)	19	±2	1	2	18	44	35	±5	4.1	±0.1	
Overseas	16	±4	NR	3	25	36	34	±11	4.0	±0.3	
TIME OVERSEAS											
Less Than 1 Year	13	±5	NR	NR	NR	NR	NR		3.7	±0.4	
1 Year to Less Than 3 Years	15	±5	NR	NR	26	37	32	±16	3.9	±0.4	
3 Years or More	26	±11	NR	NR	NR	NR	NR		4.4	±0.4	
DURATION UVAO ASSIGNMENT											
Less Than 3 Mos.	12	±3	NR	8	23	50	17	±11	3.7	±0.2	
3 Mos. to Less Than 6 Mos.	17	±3	1	1	21	47	30	±9	4.0	±0.2	
6 Mos. to Less Than 1 Year	21	±3	1	1	19	44	35	±7	4.1	±0.2	
1 Year or More	21	±3	2	2	15	34	48	±7	4.3	±0.2	
PRIOR UVAO SERVICE											
Prior Service	25	±4	1	4	19	35	42	±10	4.1	±0.2	
Non-Prior Service	17	±2	1	2	19	45	33	±5	4.1	±0.1	
UVAO TRAINING											
Trained	20	±2	1	1	19	39	39	±5	4.1	±0.1	
Not Trained	13	±3	2	5	18	55	20	±10	3.9	±0.2	
AGE											
18 to 24 Years Old	12	±4	NR	NR	21	47	24	±15	3.8	±0.3	
25 to 29 Years Old	14	±3	NR	1	22	51	26	±10	4.0	±0.2	
30 to 34 Years Old	20	±4	0	3	14	46	37	±9	4.2	±0.2	
35 to 44 Years Old	21	±3	2	2	19	41	36	±7	4.1	±0.2	
45 Years Old or More	22	±5	NR	1	20	23	53	±13	4.2	±0.3	

Note. Percent responding are Military Unit Voting Assistance Officers who answered the question and who used or referred someone in their unit(s) to the FVAP toll-free telephone service (Q39).
NR: Not reportable

41. Based on what you know of the experiences of those whom you referred in 2008 to the Federal Voting Assistance Program (FVAP) toll-free telephone service, how satisfied or dissatisfied were they with the assistance they received?

1. Very dissatisfied 2. Dissatisfied 3. Neither satisfied nor dissatisfied
 4. Satisfied 5. Very satisfied DK. Don't know

	Percent Responding		Percentages						Max ME	Average Satisfaction		
			1	2	3	4	5	DK				
TOTAL	18	±2	1	1	13	39	30	16	±4	4.2	±0.1	
Army	18	±3	2	1	14	42	30	12	±8	4.1	±0.2	
Navy	24	±3	0	0	11	36	36	17	±7	4.3	±0.1	
Marine Corps	20	±5	NR	NR	14	32	32	22	±14	4.2	±0.3	
Air Force	16	±2	1	1	12	37	27	23	±7	4.1	±0.2	
Coast Guard	9	±4	NR	NR	NR	NR	NR	NR		3.9	±0.3	
PAYGRADE												
Enlisted	23	±3	1	1	10	35	39	14	±6	4.3	±0.1	
E1 - E4	14	±9	NR	NR	NR	NR	NR	NR		NR		
E5 - E9	23	±3	1	1	10	35	39	14	±6	4.3	±0.1	
Officers	15	±2	1	1	15	44	21	18	±7	4.0	±0.2	
W1 - W5	17	±7	NR	NR	NR	NR	NR	NR		4.0	±0.4	
O1 - O3	14	±2	2	1	16	43	20	18	±7	4.0	±0.2	
O4 - O6	19	±6	NR	NR	3	41	NR	25	±17	4.4	±0.3	
SIZE OF UNIT												
Less Than 25	14	±6	NR	NR	NR	NR	NR	NR		4.1	±0.4	
25 to 99	16	±3	2	0	16	36	30	16	±8	4.1	±0.2	
100 to 249	18	±3	1	1	9	43	28	18	±7	4.2	±0.2	
250 or More	23	±3	1	0	12	39	32	16	±7	4.2	±0.2	
LOCATION												
US (Incl. Territories)	19	±2	1	1	11	40	31	16	±5	4.2	±0.1	
Overseas	15	±4	NR	NR	20	37	25	17	±11	4.1	±0.2	
TIME OVERSEAS												
Less Than 1 Year	13	±5	NR	NR	NR	NR	NR	17	±17	4.1	±0.4	
1 Year to Less Than 3 Years	14	±4	NR	NR	18	38	22	21	±18	4.1	±0.3	
3 Years or More	26	±11	NR	NR	NR	NR	NR	11	±14	4.0	±0.4	
DURATION UVAO ASSIGNMENT												
Less Than 3 Mos.	12	±3	4	1	18	48	13	15	±11	3.8	±0.3	
3 Mos. to Less Than 6 Mos.	18	±3	0	1	15	42	28	14	±9	4.1	±0.2	
6 Mos. to Less Than 1 Year	20	±3	1	1	9	40	31	18	±7	4.2	±0.2	
1 Year or More	21	±3	1	0	13	32	39	16	±7	4.3	±0.2	
PRIOR UVAO SERVICE												
Prior Service	25	±4	1	1	10	41	37	11	±10	4.3	±0.2	
Non-Prior Service	17	±2	1	1	13	39	29	17	±5	4.1	±0.1	
UVAO TRAINING												
Trained	20	±2	1	1	13	35	34	16	±5	4.2	±0.1	
Not Trained	13	±3	3	1	11	54	17	14	±10	3.9	±0.2	
AGE												
18 to 24 Years Old	12	±4	NR	NR	25	39	15	18	±16	3.8	±0.3	
25 to 29 Years Old	14	±3	NR	NR	18	42	25	15	±10	4.1	±0.2	
30 to 34 Years Old	20	±4	0	1	7	42	32	18	±9	4.3	±0.2	
35 to 44 Years Old	21	±3	2	1	9	41	32	15	±7	4.2	±0.2	
45 Years Old or More	21	±5	NR	NR	18	25	43	14	±13	4.3	±0.3	

Note. Percent responding are Military Unit Voting Assistance Officers who answered the question and who used or referred someone in their unit(s) to the FVAP toll-free telephone service (Q39). Average Satisfaction does not include those who indicated "Don't know."
 NR: Not reportable

42. During 2008, did you not use, or refer anyone to, the Federal Voting Assistance Program (FVAP) toll-free telephone service for any of the following reasons?

- a. I got all of the voting assistance I needed from other sources. b. No one asked to be referred. c. I did not know about it.
d. Some other reason

	Percent Responding		Percentages				Max ME
			a	b	c	d	
TOTAL	79	±2	67	64	29	5	±2
Army	79	±3	64	63	32	6	±4
Navy	74	±3	71	61	24	4	±4
Marine Corps	80	±5	66	58	33	1	±7
Air Force	81	±3	74	65	25	3	±3
Coast Guard	88	±4	53	74	42	1	±7
PAYGRADE							
Enlisted	74	±3	71	62	21	5	±3
E1 – E4	86	±9	62	70	40	12	±16
E5 – E9	74	±3	71	62	20	4	±3
Officers	82	±2	65	64	35	5	±3
W1 – W5	80	±8	72	68	21	2	±11
O1 – O3	83	±2	64	63	38	5	±3
O4 – O6	79	±6	72	71	25	3	±8
SIZE OF UNIT							
Less Than 25	83	±7	56	55	26	3	±10
25 to 99	82	±3	63	62	31	6	±4
100 to 249	79	±3	68	64	29	4	±4
250 or More	74	±3	74	66	26	3	±4
LOCATION							
US (Incl. Territories)	78	±2	67	64	29	4	±3
Overseas	81	±4	67	63	31	8	±5
TIME OVERSEAS							
Less Than 1 Year	84	±5	57	55	34	10	±8
1 Year to Less Than 3 Years	82	±5	72	71	32	7	±7
3 Years or More	72	±11	79	58	21	4	±13
DURATION UVAO ASSIGNMENT							
Less Than 3 Mos.	83	±3	59	62	39	6	±5
3 Mos. to Less Than 6 Mos.	80	±3	63	61	33	4	±5
6 Mos. to Less Than 1 Year	78	±3	69	64	26	5	±4
1 Year or More	76	±3	75	67	22	3	±4
PRIOR UVAO SERVICE							
Prior Service	74	±4	75	64	26	3	±5
Non-Prior Service	80	±2	66	64	30	5	±3
UVAO TRAINING							
Trained	77	±2	74	65	24	4	±3
Not Trained	84	±3	52	59	42	7	±4
AGE							
18 to 24 Years Old	84	±4	60	61	42	4	±6
25 to 29 Years Old	83	±3	64	64	39	8	±4
30 to 34 Years Old	78	±4	68	63	29	2	±5
35 to 44 Years Old	76	±3	72	63	20	4	±4
45 Years Old or More	75	±6	67	68	18	4	±7

Note. Percent responding are Military Unit Voting Assistance Officers who answered the question and who did not use or refer someone in their unit(s) to the FVAP toll-free telephone service (Q39).

43. During 2008, how useful was each of the following sources in helping you perform your Unit Voting Assistance Officer (UVAO) duties?

a. Voting news releases

1. Not at all useful
4. Useful

2. Not very useful
5. Very useful

3. Somewhat useful
DNU. Did not use

	Percent Responding		Percentages						Max ME	Average Usefulness		
			1	2	3	4	5	DNU				
TOTAL	97	±1	1	4	17	32	23	22	±2	3.9	±0.1	
Army	96	±2	2	5	17	29	20	26	±3	3.8	±0.1	
Navy	98	±1	1	3	17	37	30	12	±3	4.0	±0.1	
Marine Corps	99	±2	2	8	20	35	23	13	±6	3.8	±0.2	
Air Force	98	±1	1	4	17	33	25	20	±3	4.0	±0.1	
Coast Guard	96	±3	1	6	16	31	11	36	±6	3.7	±0.2	
PAYGRADE												
Enlisted	97	±2	1	3	15	34	31	17	±3	4.1	±0.1	
E1 – E4	95	±9	NR	3	26	26	20	26	±15	3.8	±0.3	
E5 – E9	97	±2	1	3	14	34	31	17	±3	4.1	±0.1	
Officers	97	±1	2	6	19	31	17	26	±3	3.7	±0.1	
W1 – W5	98	±4	1	4	9	31	32	23	±9	4.1	±0.2	
O1 – O3	97	±1	2	6	20	31	14	27	±3	3.7	±0.1	
O4 – O6	97	±3	1	1	21	32	32	13	±8	4.1	±0.2	
SIZE OF UNIT												
Less Than 25	92	±6	0	2	17	35	20	26	±9	4.0	±0.2	
25 to 99	97	±2	1	5	18	30	21	25	±3	3.9	±0.1	
100 to 249	97	±1	2	5	17	34	20	23	±3	3.9	±0.1	
250 or More	97	±2	1	4	17	32	30	16	±3	4.0	±0.1	
LOCATION												
US (Incl. Territories)	97	±1	1	4	17	33	23	21	±2	3.9	±0.1	
Overseas	96	±2	1	5	17	28	23	27	±5	3.9	±0.1	
TIME OVERSEAS												
Less Than 1 Year	95	±3	0	6	17	25	16	36	±8	3.8	±0.2	
1 Year to Less Than 3 Years	96	±3	1	4	18	30	23	24	±6	3.9	±0.2	
3 Years or More	100	±0	NR	3	14	31	39	13	±12	4.2	±0.2	
DURATION UVAO ASSIGNMENT												
Less Than 3 Mos.	95	±2	1	5	17	28	11	38	±4	3.7	±0.1	
3 Mos. to Less Than 6 Mos.	97	±2	1	5	18	32	20	24	±4	3.8	±0.1	
6 Mos. to Less Than 1 Year	98	±1	1	5	19	33	25	17	±3	3.9	±0.1	
1 Year or More	97	±2	1	3	15	34	34	13	±4	4.1	±0.1	
PRIOR UVAO SERVICE												
Prior Service	99	±2	1	3	15	40	28	14	±5	4.1	±0.1	
Non-Prior Service	97	±1	1	5	18	31	22	23	±2	3.9	±0.1	
UVAO TRAINING												
Trained	97	±1	1	4	17	34	29	15	±2	4.0	±0.1	
Not Trained	96	±2	1	6	18	26	10	39	±4	3.6	±0.1	
AGE												
18 to 24 Years Old	96	±3	2	7	20	23	15	33	±6	3.6	±0.2	
25 to 29 Years Old	96	±2	1	6	22	33	12	25	±4	3.6	±0.1	
30 to 34 Years Old	98	±2	1	4	18	29	24	25	±4	3.9	±0.1	
35 to 44 Years Old	97	±1	1	3	14	37	28	17	±3	4.1	±0.1	
45 Years Old or More	99	±2	1	1	13	30	45	11	±6	4.3	±0.2	

Note. Percent responding are Military Unit Voting Assistance Officers who answered the question. Average Usefulness does not include those who indicated "Did not use."
NR: Not reportable

43. During 2008, how useful was each of the following sources in helping you perform your Unit Voting Assistance Officer (UVAO) duties?

b. Motivational posters

1. Not at all useful
 2. Not very useful
 3. Somewhat useful
 4. Useful
 5. Very useful
 DNU. Did not use

	Percent Responding		Percentages						Max ME	Average Usefulness		
			1	2	3	4	5	DNU				
TOTAL	96	±1	3	9	22	31	19	17	±2	3.7	±0.1	
Army	95	±2	3	8	21	31	20	18	±3	3.7	±0.1	
Navy	97	±2	3	7	20	36	24	10	±3	3.8	±0.1	
Marine Corps	98	±2	2	17	24	24	15	17	±6	3.4	±0.2	
Air Force	97	±1	2	10	25	30	15	18	±3	3.5	±0.1	
Coast Guard	96	±3	1	12	21	21	8	36	±6	3.4	±0.2	
PAYGRADE												
Enlisted	96	±2	2	7	20	33	23	15	±3	3.8	±0.1	
E1 – E4	95	±9	NR	14	17	14	22	33	±15	3.7	±0.4	
E5 – E9	96	±2	2	7	20	34	23	14	±3	3.8	±0.1	
Officers	96	±1	3	11	23	29	15	19	±3	3.5	±0.1	
W1 – W5	97	±4	1	10	12	30	30	17	±9	3.9	±0.3	
O1 – O3	96	±1	3	10	25	29	12	20	±3	3.5	±0.1	
O4 – O6	96	±3	3	15	14	25	27	16	±8	3.7	±0.2	
SIZE OF UNIT												
Less Than 25	92	±6	1	4	16	42	16	20	±9	3.8	±0.2	
25 to 99	96	±2	2	10	22	29	17	19	±3	3.6	±0.1	
100 to 249	96	±2	2	9	22	32	16	18	±3	3.6	±0.1	
250 or More	96	±2	4	7	22	30	25	13	±3	3.7	±0.1	
LOCATION												
US (Incl. Territories)	96	±1	3	9	22	31	19	17	±2	3.7	±0.1	
Overseas	95	±2	2	9	21	29	19	19	±5	3.7	±0.1	
TIME OVERSEAS												
Less Than 1 Year	94	±4	1	9	25	26	12	26	±8	3.5	±0.2	
1 Year to Less Than 3 Years	95	±3	2	8	19	30	23	17	±6	3.8	±0.2	
3 Years or More	100	±0	1	13	17	35	26	9	±12	3.8	±0.3	
DURATION UVAO ASSIGNMENT												
Less Than 3 Mos.	94	±3	3	10	21	24	10	33	±4	3.4	±0.2	
3 Mos. to Less Than 6 Mos.	96	±2	3	9	24	31	15	18	±4	3.6	±0.1	
6 Mos. to Less Than 1 Year	97	±2	3	9	23	34	20	11	±3	3.7	±0.1	
1 Year or More	96	±2	2	9	19	32	27	11	±4	3.8	±0.1	
PRIOR UVAO SERVICE												
Prior Service	98	±2	2	7	22	34	26	10	±5	3.8	±0.1	
Non-Prior Service	96	±1	3	9	22	30	17	19	±2	3.6	±0.1	
UVAO TRAINING												
Trained	96	±1	2	8	22	34	23	9	±2	3.7	±0.1	
Not Trained	95	±2	3	11	20	23	7	36	±4	3.3	±0.1	
AGE												
18 to 24 Years Old	95	±3	3	12	27	24	13	21	±5	3.4	±0.2	
25 to 29 Years Old	95	±2	3	12	27	28	10	20	±4	3.4	±0.1	
30 to 34 Years Old	97	±2	4	7	21	31	21	17	±4	3.7	±0.1	
35 to 44 Years Old	96	±2	2	8	19	33	22	16	±3	3.8	±0.1	
45 Years Old or More	97	±2	1	5	14	37	33	11	±6	4.1	±0.2	

Note. Percent responding are Military Unit Voting Assistance Officers who answered the question. Average Usefulness does not include those who indicated "Did not use."
 NR: Not reportable

43. During 2008, how useful was each of the following sources in helping you perform your Unit Voting Assistance Officer (UVAO) duties?

c. Election Dates Posters

1. Not at all useful
4. Useful

2. Not very useful
5. Very useful

3. Somewhat useful
DNU. Did not use

	Percent Responding		Percentages						Max ME	Average Usefulness		
			1	2	3	4	5	DNU				
TOTAL	97	±1	1	3	15	34	31	17	±2	4.1	±0.1	
Army	95	±2	1	3	15	33	30	18	±3	4.1	±0.1	
Navy	98	±1	0	3	15	36	37	10	±3	4.2	±0.1	
Marine Corps	98	±2	1	4	17	31	34	14	±6	4.1	±0.2	
Air Force	97	±1	1	3	13	36	29	17	±3	4.1	±0.1	
Coast Guard	96	±3	0	5	21	23	18	33	±6	3.8	±0.2	
PAYGRADE												
Enlisted	96	±2	1	3	12	35	35	14	±3	4.2	±0.1	
E1 – E4	95	±9	NR	5	19	33	27	17	±14	4.0	±0.3	
E5 – E9	96	±2	1	2	12	35	35	14	±3	4.2	±0.1	
Officers	97	±1	1	4	17	33	27	19	±3	4.0	±0.1	
W1 – W5	98	±4	1	1	11	24	44	18	±9	4.3	±0.2	
O1 – O3	97	±1	1	4	17	34	24	20	±3	4.0	±0.1	
O4 – O6	97	±3	0	4	14	32	35	14	±8	4.1	±0.2	
SIZE OF UNIT												
Less Than 25	92	±6	1	1	14	40	24	22	±9	4.1	±0.2	
25 to 99	97	±2	1	3	15	36	26	19	±3	4.0	±0.1	
100 to 249	97	±2	1	3	16	33	31	16	±3	4.1	±0.1	
250 or More	97	±2	1	3	14	30	39	13	±4	4.2	±0.1	
LOCATION												
US (Incl. Territories)	97	±1	1	3	15	34	31	16	±2	4.1	±0.1	
Overseas	96	±2	1	2	15	31	31	19	±5	4.1	±0.1	
TIME OVERSEAS												
Less Than 1 Year	95	±4	1	3	19	28	25	23	±8	4.0	±0.2	
1 Year to Less Than 3 Years	96	±3	1	1	14	34	33	17	±6	4.2	±0.2	
3 Years or More	100	±0	1	2	9	33	39	16	±12	4.3	±0.2	
DURATION UVAO ASSIGNMENT												
Less Than 3 Mos.	95	±2	1	3	17	29	18	32	±4	3.8	±0.1	
3 Mos. to Less Than 6 Mos.	97	±2	1	4	17	34	27	18	±4	4.0	±0.1	
6 Mos. to Less Than 1 Year	97	±2	1	2	15	37	34	11	±3	4.1	±0.1	
1 Year or More	97	±2	1	3	10	33	42	10	±4	4.2	±0.1	
PRIOR UVAO SERVICE												
Prior Service	97	±2	1	3	11	35	40	11	±5	4.2	±0.1	
Non-Prior Service	96	±1	1	3	15	34	29	18	±2	4.1	±0.1	
UVAO TRAINING												
Trained	97	±1	1	2	14	37	37	9	±2	4.2	±0.1	
Not Trained	96	±2	1	5	17	26	16	34	±4	3.8	±0.1	
AGE												
18 to 24 Years Old	96	±3	1	5	19	27	26	22	±5	3.9	±0.2	
25 to 29 Years Old	96	±2	1	3	18	36	22	20	±4	3.9	±0.1	
30 to 34 Years Old	98	±2	1	3	14	31	33	18	±4	4.1	±0.1	
35 to 44 Years Old	96	±2	1	3	12	37	33	14	±3	4.1	±0.1	
45 Years Old or More	97	±2	1	1	10	31	48	9	±6	4.4	±0.2	

Note. Percent responding are Military Unit Voting Assistance Officers who answered the question. Average Usefulness does not include those who indicated "Did not use."
NR: Not reportable

43. During 2008, how useful was each of the following sources in helping you perform your Unit Voting Assistance Officer (UVAO) duties?

d. How To Do It! Frequently Asked Questions about absentee voting

1. Not at all useful
 2. Not very useful
 3. Somewhat useful
 4. Useful
 5. Very useful
 DNU. Did not use

	Percent Responding		Percentages						Max ME	Average Usefulness		
			1	2	3	4	5	DNU				
TOTAL	97	±1	1	3	15	32	25	24	±2	4.0	±0.1	
Army	96	±2	1	3	16	32	24	25	±3	4.0	±0.1	
Navy	98	±1	1	3	15	34	33	15	±3	4.1	±0.1	
Marine Corps	99	±2	2	3	16	33	26	20	±6	4.0	±0.2	
Air Force	97	±1	1	2	14	34	23	27	±3	4.0	±0.1	
Coast Guard	96	±3	1	5	16	25	14	40	±6	3.8	±0.2	
PAYGRADE												
Enlisted	96	±2	1	2	14	33	31	19	±3	4.1	±0.1	
E1 – E4	95	±9	2	3	29	25	24	17	±14	3.8	±0.3	
E5 – E9	96	±2	1	2	14	33	32	19	±3	4.1	±0.1	
Officers	97	±1	1	3	17	32	20	27	±3	3.9	±0.1	
W1 – W5	96	±4	0	1	15	26	36	23	±10	4.3	±0.2	
O1 – O3	97	±1	1	4	17	33	17	28	±3	3.9	±0.1	
O4 – O6	97	±3	1	3	17	29	27	23	±8	4.0	±0.2	
SIZE OF UNIT												
Less Than 25	92	±6	0	0	16	39	20	25	±9	4.1	±0.2	
25 to 99	97	±2	1	3	16	34	21	26	±3	3.9	±0.1	
100 to 249	97	±2	1	3	16	33	23	25	±3	4.0	±0.1	
250 or More	97	±2	1	3	14	28	34	19	±4	4.1	±0.1	
LOCATION												
US (Incl. Territories)	97	±1	1	3	16	33	25	23	±2	4.0	±0.1	
Overseas	96	±2	0	2	15	31	25	27	±5	4.1	±0.1	
TIME OVERSEAS												
Less Than 1 Year	95	±4	0	2	18	30	22	28	±8	4.0	±0.2	
1 Year to Less Than 3 Years	96	±3	0	2	13	32	24	29	±6	4.1	±0.2	
3 Years or More	100	±0	NR	3	11	32	32	22	±12	4.2	±0.2	
DURATION UVAO ASSIGNMENT												
Less Than 3 Mos.	95	±2	1	3	16	27	16	37	±4	3.8	±0.1	
3 Mos. to Less Than 6 Mos.	97	±2	0	3	17	34	21	25	±4	4.0	±0.1	
6 Mos. to Less Than 1 Year	97	±2	1	3	15	35	27	20	±3	4.1	±0.1	
1 Year or More	97	±2	1	3	14	33	33	16	±4	4.1	±0.1	
PRIOR UVAO SERVICE												
Prior Service	98	±2	1	2	15	38	28	16	±5	4.1	±0.1	
Non-Prior Service	97	±1	1	3	16	31	24	25	±2	4.0	±0.1	
UVAO TRAINING												
Trained	97	±1	1	2	14	35	30	18	±2	4.1	±0.1	
Not Trained	96	±2	1	4	18	25	13	38	±4	3.7	±0.1	
AGE												
18 to 24 Years Old	96	±3	1	5	18	28	18	30	±5	3.8	±0.2	
25 to 29 Years Old	96	±2	1	3	17	36	17	26	±4	3.9	±0.1	
30 to 34 Years Old	98	±2	1	2	16	28	27	26	±4	4.1	±0.1	
35 to 44 Years Old	97	±2	1	3	14	35	29	20	±3	4.1	±0.1	
45 Years Old or More	98	±2	1	2	14	30	36	17	±6	4.2	±0.2	

Note. Percent responding are Military Unit Voting Assistance Officers who answered the question. Average Usefulness does not include those who indicated "Did not use."
 NR: Not reportable

43. During 2008, how useful was each of the following sources in helping you perform your Unit Voting Assistance Officer (UVAO) duties?

e. Public service ad campaign

1. Not at all useful
 2. Not very useful
 3. Somewhat useful
 4. Useful
 5. Very useful
 DNU. Did not use

	Percent Responding		Percentages						Max ME	Average Usefulness		
			1	2	3	4	5	DNU				
TOTAL	96	±1	2	7	21	25	14	31	±2	3.6	±0.1	
Army	96	±2	2	6	22	25	13	32	±3	3.6	±0.1	
Navy	98	±1	2	7	19	28	20	24	±3	3.8	±0.1	
Marine Corps	97	±2	2	12	27	18	12	29	±6	3.3	±0.2	
Air Force	97	±1	1	6	23	26	13	32	±3	3.6	±0.1	
Coast Guard	96	±3	1	8	16	16	7	52	±6	3.4	±0.2	
PAYGRADE												
Enlisted	95	±2	1	5	20	28	18	27	±3	3.8	±0.1	
E1 – E4	95	±9	NR	10	27	17	19	27	±15	3.6	±0.3	
E5 – E9	95	±2	1	5	19	29	18	27	±3	3.8	±0.1	
Officers	97	±1	2	8	23	23	10	33	±3	3.5	±0.1	
W1 – W5	97	±4	0	3	22	25	21	29	±9	3.9	±0.2	
O1 – O3	97	±1	2	8	23	23	9	35	±3	3.4	±0.1	
O4 – O6	96	±3	3	8	23	25	16	24	±7	3.6	±0.2	
SIZE OF UNIT												
Less Than 25	91	±6	0	2	26	29	12	31	±9	3.7	±0.2	
25 to 99	96	±2	1	7	21	28	12	32	±3	3.6	±0.1	
100 to 249	97	±2	2	7	22	24	12	32	±3	3.5	±0.1	
250 or More	97	±2	2	6	21	23	20	29	±4	3.7	±0.1	
LOCATION												
US (Incl. Territories)	97	±1	2	7	22	25	14	31	±2	3.6	±0.1	
Overseas	95	±2	1	7	20	24	16	32	±5	3.7	±0.2	
TIME OVERSEAS												
Less Than 1 Year	95	±4	2	9	23	19	8	40	±8	3.4	±0.2	
1 Year to Less Than 3 Years	94	±4	1	4	21	26	19	29	±6	3.8	±0.2	
3 Years or More	99	±3	1	9	11	28	29	21	±12	4.0	±0.3	
DURATION UVAO ASSIGNMENT												
Less Than 3 Mos.	95	±2	2	7	22	21	8	40	±4	3.4	±0.1	
3 Mos. to Less Than 6 Mos.	97	±2	1	8	23	25	11	32	±4	3.5	±0.1	
6 Mos. to Less Than 1 Year	97	±2	2	7	22	26	16	27	±3	3.6	±0.1	
1 Year or More	96	±2	1	5	19	28	20	27	±3	3.8	±0.1	
PRIOR UVAO SERVICE												
Prior Service	97	±2	2	6	20	31	17	24	±5	3.7	±0.1	
Non-Prior Service	96	±1	2	7	22	24	14	32	±2	3.6	±0.1	
UVAO TRAINING												
Trained	96	±1	2	6	22	27	17	26	±2	3.7	±0.1	
Not Trained	96	±2	2	9	20	19	6	43	±4	3.3	±0.1	
AGE												
18 to 24 Years Old	96	±3	2	10	23	17	11	37	±6	3.4	±0.2	
25 to 29 Years Old	96	±2	2	10	26	22	8	33	±4	3.3	±0.1	
30 to 34 Years Old	98	±2	1	5	21	25	14	33	±4	3.7	±0.1	
35 to 44 Years Old	96	±2	1	6	19	30	16	28	±3	3.8	±0.1	
45 Years Old or More	97	±2	1	3	19	25	29	22	±6	4.0	±0.2	

Note. Percent responding are Military Unit Voting Assistance Officers who answered the question. Average Usefulness does not include those who indicated "Did not use."
 NR: Not reportable





































44. During 2008, did you have enough of the following election materials to carry out your Unit Voting Assistance Officer (UVAO) duties?

a. 2008-09 Voting Assistance Guides (VAG)

1. No

2. Yes

3. Did not use

	Percent Responding		Percentages			Max ME	Percentage Reporting Yes		
			1	2	3				
TOTAL	97	±1	11	78	11	±2	88.0	±2.0	
Army	96	±2	12	75	12	±3	86.0	±3.0	
Navy	98	±1	9	84	6	±3	90.0	±2.0	
Marine Corps	99	±1	14	79	7	±6	85.0	±6.0	
Air Force	97	±1	7	83	10	±3	92.0	±2.0	
Coast Guard	96	±3	17	63	20	±6	78.0	±6.0	
PAYGRADE									
Enlisted	97	±2	10	81	9	±3	89.0	±2.0	
E1 – E4	95	±9	5	76	19	±14	94.0	±11.0	
E5 – E9	97	±1	10	82	8	±3	89.0	±2.0	
Officers	97	±1	12	76	12	±3	87.0	±2.0	
W1 – W5	96	±4	10	79	11	±9	89.0	±8.0	
O1 – O3	97	±1	12	75	13	±3	86.0	±3.0	
O4 – O6	97	±3	7	82	11	±6	92.0	±6.0	
SIZE OF UNIT									
Less Than 25	91	±6	12	71	18	±9	86.0	±8.0	
25 to 99	97	±2	11	75	14	±3	87.0	±3.0	
100 to 249	97	±1	12	79	9	±3	87.0	±3.0	
250 or More	97	±2	10	83	7	±3	90.0	±3.0	
LOCATION									
US (Incl. Territories)	97	±1	11	78	11	±2	87.0	±2.0	
Overseas	97	±2	9	82	9	±4	90.0	±3.0	
TIME OVERSEAS									
Less Than 1 Year	96	±3	13	73	14	±8	85.0	±7.0	
1 Year to Less Than 3 Years	96	±3	7	86	7	±5	92.0	±5.0	
3 Years or More	100	±0	2	94	3	±10	98.0	±5.0	
DURATION UVAO ASSIGNMENT									
Less Than 3 Mos.	95	±2	16	60	25	±4	79.0	±4.0	
3 Mos. to Less Than 6 Mos.	98	±2	12	77	11	±4	87.0	±4.0	
6 Mos. to Less Than 1 Year	97	±2	9	85	6	±3	90.0	±3.0	
1 Year or More	97	±2	8	87	4	±3	91.0	±3.0	
PRIOR UVAO SERVICE									
Prior Service	98	±2	9	84	6	±4	90.0	±4.0	
Non-Prior Service	97	±1	11	77	11	±2	87.0	±2.0	
UVAO TRAINING									
Trained	97	±1	9	86	5	±2	91.0	±2.0	
Not Trained	96	±2	16	59	25	±4	79.0	±4.0	
AGE									
18 to 24 Years Old	96	±3	12	70	18	±5	85.0	±5.0	
25 to 29 Years Old	96	±2	13	76	11	±4	85.0	±3.0	
30 to 34 Years Old	98	±2	12	78	10	±4	86.0	±4.0	
35 to 44 Years Old	97	±2	9	82	10	±3	91.0	±2.0	
45 Years Old or More	98	±2	8	88	4	±5	91.0	±5.0	

Note. Percent responding are Military Unit Voting Assistance Officers who answered the question. Percentage Reporting Yes does not include those who indicated they "Did not use."

44. During 2008, did you have enough of the following election materials to carry out your Unit Voting Assistance Officer (UVAO) duties?

b. Federal Post Card Applications (FPCAs)

1. No

2. Yes

3. Did not use

	Percent Responding		Percentages			Max ME	Percentage Reporting Yes		
			1	2	3				
TOTAL	97	±1	10	80	10	±2	89.0	±2.0	
Army	96	±2	10	80	10	±3	89.0	±3.0	
Navy	98	±1	10	83	7	±3	89.0	±3.0	
Marine Corps	99	±1	9	84	7	±5	90.0	±5.0	
Air Force	97	±1	7	83	10	±3	92.0	±2.0	
Coast Guard	96	±3	18	55	27	±6	75.0	±7.0	
PAYGRADE									
Enlisted	97	±2	8	82	10	±3	91.0	±2.0	
E1 – E4	95	±9	5	77	18	±15	94.0	±11.0	
E5 – E9	97	±2	8	82	10	±3	91.0	±2.0	
Officers	97	±1	11	79	10	±3	88.0	±2.0	
W1 – W5	96	±4	6	84	10	±9	93.0	±8.0	
O1 – O3	97	±1	12	78	10	±3	87.0	±2.0	
O4 – O6	97	±3	4	87	9	±6	96.0	±5.0	
SIZE OF UNIT									
Less Than 25	91	±6	9	70	22	±9	89.0	±8.0	
25 to 99	97	±2	10	77	13	±3	89.0	±3.0	
100 to 249	97	±1	10	81	9	±3	89.0	±3.0	
250 or More	97	±2	9	86	5	±3	91.0	±3.0	
LOCATION									
US (Incl. Territories)	97	±1	10	80	11	±2	89.0	±2.0	
Overseas	96	±2	10	83	7	±4	89.0	±4.0	
TIME OVERSEAS									
Less Than 1 Year	96	±3	13	75	11	±7	85.0	±7.0	
1 Year to Less Than 3 Years	95	±4	8	87	4	±5	91.0	±5.0	
3 Years or More	100	±0	7	89	5	±10	93.0	±8.0	
DURATION UVAO ASSIGNMENT									
Less Than 3 Mos.	95	±2	15	62	23	±4	81.0	±4.0	
3 Mos. to Less Than 6 Mos.	98	±2	12	80	9	±4	87.0	±3.0	
6 Mos. to Less Than 1 Year	97	±2	9	86	6	±3	91.0	±2.0	
1 Year or More	97	±2	5	89	6	±2	95.0	±2.0	
PRIOR UVAO SERVICE									
Prior Service	98	±2	8	85	7	±4	91.0	±4.0	
Non-Prior Service	97	±1	10	80	10	±2	89.0	±2.0	
UVAO TRAINING									
Trained	97	±1	7	88	5	±2	92.0	±2.0	
Not Trained	96	±2	16	61	23	±4	80.0	±4.0	
AGE									
18 to 24 Years Old	96	±2	13	76	11	±5	85.0	±5.0	
25 to 29 Years Old	96	±2	12	79	9	±4	87.0	±3.0	
30 to 34 Years Old	97	±2	12	77	11	±4	86.0	±4.0	
35 to 44 Years Old	97	±2	7	84	9	±3	93.0	±2.0	
45 Years Old or More	98	±2	5	86	9	±5	94.0	±4.0	

Note. Percent responding are Military Unit Voting Assistance Officers who answered the question. Percentage Reporting Yes does not include those who indicated they "Did not use."

44. During 2008, did you have enough of the following election materials to carry out your Unit Voting Assistance Officer (UVAO) duties?

c. Federal Write-In Absentee Ballots (FWABs)

1. No

2. Yes

3. Did not use

	Percent Responding		Percentages			Max ME	Percentage Reporting Yes		
			1	2	3				
TOTAL	97	±1	10	75	15	±2	88.0	±2.0	
Army	96	±2	12	74	14	±3	86.0	±3.0	
Navy	98	±1	9	77	14	±3	90.0	±3.0	
Marine Corps	99	±1	9	75	15	±6	89.0	±5.0	
Air Force	97	±1	6	79	15	±3	93.0	±2.0	
Coast Guard	96	±3	18	49	32	±6	73.0	±7.0	
PAYGRADE									
Enlisted	97	±2	8	77	15	±3	91.0	±2.0	
E1 – E4	95	±9	5	78	17	±14	94.0	±11.0	
E5 – E9	97	±2	8	77	15	±3	91.0	±2.0	
Officers	97	±1	12	73	15	±3	86.0	±2.0	
W1 – W5	96	±4	7	78	15	±9	92.0	±8.0	
O1 – O3	97	±1	13	72	15	±3	85.0	±3.0	
O4 – O6	97	±3	5	80	16	±7	95.0	±5.0	
SIZE OF UNIT									
Less Than 25	91	±6	8	64	28	±9	89.0	±8.0	
25 to 99	97	±2	10	71	20	±3	88.0	±3.0	
100 to 249	97	±1	10	77	13	±3	88.0	±3.0	
250 or More	97	±2	10	80	10	±3	89.0	±3.0	
LOCATION									
US (Incl. Territories)	97	±1	10	74	16	±2	88.0	±2.0	
Overseas	96	±2	10	80	10	±4	89.0	±4.0	
TIME OVERSEAS									
Less Than 1 Year	96	±3	13	75	13	±7	85.0	±7.0	
1 Year to Less Than 3 Years	96	±3	9	81	10	±6	90.0	±5.0	
3 Years or More	99	±2	9	87	4	±10	91.0	±10.0	
DURATION UVAO ASSIGNMENT									
Less Than 3 Mos.	95	±2	15	62	23	±4	80.0	±4.0	
3 Mos. to Less Than 6 Mos.	98	±2	11	73	15	±4	87.0	±4.0	
6 Mos. to Less Than 1 Year	98	±1	8	80	12	±3	91.0	±3.0	
1 Year or More	96	±2	6	81	13	±3	93.0	±3.0	
PRIOR UVAO SERVICE									
Prior Service	98	±2	6	80	14	±4	93.0	±3.0	
Non-Prior Service	97	±1	11	74	15	±2	88.0	±2.0	
UVAO TRAINING									
Trained	97	±1	7	82	10	±2	92.0	±2.0	
Not Trained	96	±2	16	56	27	±4	78.0	±4.0	
AGE									
18 to 24 Years Old	96	±2	14	71	15	±6	83.0	±5.0	
25 to 29 Years Old	96	±2	13	73	14	±4	85.0	±4.0	
30 to 34 Years Old	97	±2	12	71	17	±4	86.0	±4.0	
35 to 44 Years Old	97	±2	6	79	15	±3	93.0	±2.0	
45 Years Old or More	98	±2	5	80	15	±5	94.0	±4.0	

Note. Percent responding are Military Unit Voting Assistance Officers who answered the question. Percentage Reporting Yes does not include those who indicated they "Did not use."

44. During 2008, did you have enough of the following election materials to carry out your Unit Voting Assistance Officer (UVAO) duties?

d. Election Dates Posters

1. No

2. Yes

3. Did not use

	Percent Responding		Percentages			Max ME	Percentage Reporting Yes		
			1	2	3				
TOTAL	97	±1	16	69	15	±2	81.0	±2.0	
Army	96	±2	17	67	16	±3	79.0	±3.0	
Navy	98	±1	16	74	10	±3	83.0	±3.0	
Marine Corps	99	±1	13	78	10	±6	86.0	±6.0	
Air Force	97	±1	13	71	16	±3	85.0	±3.0	
Coast Guard	96	±3	25	45	30	±6	65.0	±7.0	
PAYGRADE									
Enlisted	96	±2	15	72	13	±3	82.0	±3.0	
E1 – E4	95	±9	16	64	20	±14	80.0	±13.0	
E5 – E9	96	±2	15	72	13	±3	82.0	±3.0	
Officers	97	±1	17	66	17	±3	80.0	±3.0	
W1 – W5	96	±4	13	72	14	±9	85.0	±8.0	
O1 – O3	97	±1	18	65	17	±3	79.0	±3.0	
O4 – O6	97	±3	13	73	14	±7	85.0	±7.0	
SIZE OF UNIT									
Less Than 25	91	±6	15	65	20	±9	82.0	±9.0	
25 to 99	97	±2	15	66	19	±3	81.0	±3.0	
100 to 249	97	±1	16	69	14	±3	81.0	±3.0	
250 or More	97	±2	17	74	10	±3	82.0	±3.0	
LOCATION									
US (Incl. Territories)	97	±1	17	68	15	±2	80.0	±2.0	
Overseas	96	±2	13	72	15	±5	85.0	±4.0	
TIME OVERSEAS									
Less Than 1 Year	96	±3	15	66	19	±8	82.0	±8.0	
1 Year to Less Than 3 Years	96	±3	12	75	14	±6	87.0	±6.0	
3 Years or More	100	±0	11	80	10	±11	88.0	±10.0	
DURATION UVAO ASSIGNMENT									
Less Than 3 Mos.	95	±2	21	50	29	±4	71.0	±5.0	
3 Mos. to Less Than 6 Mos.	98	±2	18	66	16	±4	78.0	±4.0	
6 Mos. to Less Than 1 Year	97	±2	15	75	10	±3	83.0	±3.0	
1 Year or More	96	±2	11	80	8	±3	87.0	±3.0	
PRIOR UVAO SERVICE									
Prior Service	98	±2	13	77	10	±4	85.0	±4.0	
Non-Prior Service	96	±1	17	68	16	±2	80.0	±2.0	
UVAO TRAINING									
Trained	97	±1	14	78	8	±2	85.0	±2.0	
Not Trained	96	±2	21	47	32	±4	70.0	±4.0	
AGE									
18 to 24 Years Old	96	±2	19	62	20	±6	77.0	±6.0	
25 to 29 Years Old	96	±2	20	64	17	±4	76.0	±4.0	
30 to 34 Years Old	98	±2	16	70	14	±4	82.0	±4.0	
35 to 44 Years Old	97	±2	14	72	14	±3	84.0	±3.0	
45 Years Old or More	98	±2	11	81	7	±5	88.0	±5.0	

Note. Percent responding are Military Unit Voting Assistance Officers who answered the question. Percentage Reporting Yes does not include those who indicated they "Did not use."

44. During 2008, did you have enough of the following election materials to carry out your Unit Voting Assistance Officer (UVAO) duties?

e. Motivational posters

1. No

2. Yes

3. Did not use

	Percent Responding		Percentages			Max ME	Percentage Reporting Yes		
			1	2	3				
TOTAL	96	±1	16	64	19	±2	80.0	±2.0	
Army	95	±2	17	63	19	±4	78.0	±3.0	
Navy	97	±1	17	71	12	±3	81.0	±3.0	
Marine Corps	99	±1	16	68	16	±6	81.0	±6.0	
Air Force	96	±1	13	65	22	±3	84.0	±3.0	
Coast Guard	96	±3	23	37	40	±6	62.0	±8.0	
PAYGRADE									
Enlisted	96	±2	16	66	18	±3	80.0	±3.0	
E1 – E4	95	±9	12	62	26	±14	84.0	±13.0	
E5 – E9	96	±2	16	66	17	±3	80.0	±3.0	
Officers	96	±1	17	62	21	±3	79.0	±3.0	
W1 – W5	96	±4	16	69	14	±10	81.0	±9.0	
O1 – O3	96	±1	17	61	22	±3	78.0	±3.0	
O4 – O6	96	±3	11	72	17	±7	87.0	±6.0	
SIZE OF UNIT									
Less Than 25	89	±6	15	63	22	±9	80.0	±9.0	
25 to 99	96	±2	18	61	21	±3	78.0	±3.0	
100 to 249	96	±2	16	64	20	±3	80.0	±3.0	
250 or More	97	±2	15	69	15	±4	82.0	±3.0	
LOCATION									
US (Incl. Territories)	96	±1	17	64	19	±2	79.0	±2.0	
Overseas	96	±2	14	66	20	±5	83.0	±5.0	
TIME OVERSEAS									
Less Than 1 Year	95	±4	19	56	24	±8	75.0	±9.0	
1 Year to Less Than 3 Years	95	±3	11	69	20	±6	86.0	±6.0	
3 Years or More	100	±0	8	82	11	±10	91.0	±9.0	
DURATION UVAO ASSIGNMENT									
Less Than 3 Mos.	94	±2	22	46	32	±5	68.0	±5.0	
3 Mos. to Less Than 6 Mos.	97	±2	19	62	19	±4	77.0	±4.0	
6 Mos. to Less Than 1 Year	97	±2	14	70	16	±3	83.0	±3.0	
1 Year or More	96	±2	12	74	14	±3	86.0	±3.0	
PRIOR UVAO SERVICE									
Prior Service	98	±2	12	75	13	±4	86.0	±4.0	
Non-Prior Service	96	±1	17	62	20	±2	78.0	±2.0	
UVAO TRAINING									
Trained	96	±1	14	74	12	±2	84.0	±2.0	
Not Trained	96	±2	22	41	37	±4	65.0	±4.0	
AGE									
18 to 24 Years Old	96	±3	18	58	24	±6	77.0	±6.0	
25 to 29 Years Old	96	±2	19	59	22	±4	76.0	±4.0	
30 to 34 Years Old	97	±2	16	65	19	±4	80.0	±4.0	
35 to 44 Years Old	96	±2	15	67	17	±3	81.0	±3.0	
45 Years Old or More	96	±3	11	76	13	±5	87.0	±5.0	

Note. Percent responding are Military Unit Voting Assistance Officers who answered the question. Percentage Reporting Yes does not include those who indicated they "Did not use."

DRAFT

Survey Instrument

ELIGIBILITY

1. In what Service were you on active duty on November 4, 2008?

- Army
 Navy
 Marine Corps
 Air Force
 Coast Guard
 None, I have separated or retired

BACKGROUND INFORMATION

2. What is your current paygrade? *Mark one.*

- | | | | |
|---|---|--|--|
| <input checked="" type="checkbox"/> E-1 | <input checked="" type="checkbox"/> E-6 | <input checked="" type="checkbox"/> W-1 | <input checked="" type="checkbox"/> O-1/O-1E |
| <input checked="" type="checkbox"/> E-2 | <input checked="" type="checkbox"/> E-7 | <input checked="" type="checkbox"/> W-2 | <input checked="" type="checkbox"/> O-2/O-2E |
| <input checked="" type="checkbox"/> E-3 | <input checked="" type="checkbox"/> E-8 | <input checked="" type="checkbox"/> W-3 | <input checked="" type="checkbox"/> O-3/O-3E |
| <input checked="" type="checkbox"/> E-4 | <input checked="" type="checkbox"/> E-9 | <input checked="" type="checkbox"/> W-4 | <input checked="" type="checkbox"/> O-4 |
| <input checked="" type="checkbox"/> E-5 | <input checked="" type="checkbox"/> W-5 | <input checked="" type="checkbox"/> O-5 | |
| | | <input checked="" type="checkbox"/> O-6 or above | |

3. On November 4, 2008, were you stationed in the United States or overseas? *If you were stationed on board a ship, indicate whether your homeport country was the United States or overseas.*

- United States
 Overseas

[Ask if Q3 = 'Overseas'] Please specify in which overseas country you were stationed. *If on board a ship, specify the homeport country.*

4. [Ask if Q3 = 'Overseas'] As of November 4, 2008, how long had you been stationed in this country?

- Less than 6 months
 6 months to less than 1 year
 1 year to less than 2 years
 2 years to less than 3 years
 3 years or more

5. What was your age on November 4, 2008?

- 24 years old or younger
 25 to 29 years old
 30 to 34 years old
 35 to 44 years old
 45 years old or older

6. Is your current assignment the same as your assignment on November 4, 2008?

- Yes
 No

7. How long had you been a Unit Voting Assistance Officer (UVAO) in the assignment you held on November 4, 2008?

- Less than 3 months
 3 months to less than 6 months
 6 months to less than 1 year
 1 year or more

8. Have you ever served as a Unit Voting Assistance Officer (UVAO) before your most recent UVAO assignment?

- Yes, once before
 Yes, more than once before
 No

9. As of November 4, 2008, how long have you served as a Unit Voting Assistance Officer (UVAO), including previous service?

- Less than 6 months
- 6 months to less than 1 year
- 1 year to less than 2 years
- 2 years to less than 3 years
- 3 years or more

VOTING ASSISTANCE

10. As of November 4, 2008, for how many units of 25 active duty members or more were you serving as Unit Voting Assistance Officer (UVAO)?

11. As of November 4, 2008, how many people were assigned to the unit(s) where you served as Unit Voting Assistance Officer (UVAO)?

- Less than 25
- 25 to 99
- 100 to 249
- 250 or more

12. During the Unit Voting Assistance Officer (UVAO) assignment period that includes November 4, 2008, did you receive any training to prepare you for performing your UVAO duties?

- Yes
- No

13. [Ask if Q12 = 'Yes'] If you received any of the following types of training, how useful was each one in preparing you for performing your Unit Voting Assistance Officer (UVAO) duties? Mark one answer for each item.

	Did not receive this training					
	Not at all useful		Not very useful		Somewhat useful	
	Useful			Very useful		
a. Federal Voting Assistance Program (FVAP) onsite UVAO training workshop	<input checked="" type="checkbox"/>	<input checked="" type="checkbox"/>	<input checked="" type="checkbox"/>	<input checked="" type="checkbox"/>	<input checked="" type="checkbox"/>	<input checked="" type="checkbox"/>
b. Other workshop/seminar	<input checked="" type="checkbox"/>	<input checked="" type="checkbox"/>	<input checked="" type="checkbox"/>	<input checked="" type="checkbox"/>	<input checked="" type="checkbox"/>	<input checked="" type="checkbox"/>
c. FVAP online/CD ROM training for UVAOs	<input checked="" type="checkbox"/>	<input checked="" type="checkbox"/>	<input checked="" type="checkbox"/>	<input checked="" type="checkbox"/>	<input checked="" type="checkbox"/>	<input checked="" type="checkbox"/>
d. Classroom instruction	<input checked="" type="checkbox"/>	<input checked="" type="checkbox"/>	<input checked="" type="checkbox"/>	<input checked="" type="checkbox"/>	<input checked="" type="checkbox"/>	<input checked="" type="checkbox"/>
e. Informal briefing(s)	<input checked="" type="checkbox"/>	<input checked="" type="checkbox"/>	<input checked="" type="checkbox"/>	<input checked="" type="checkbox"/>	<input checked="" type="checkbox"/>	<input checked="" type="checkbox"/>
f. Materials left by previous UVAOs	<input checked="" type="checkbox"/>	<input checked="" type="checkbox"/>	<input checked="" type="checkbox"/>	<input checked="" type="checkbox"/>	<input checked="" type="checkbox"/>	<input checked="" type="checkbox"/>

14. During 2008, about how many members of your unit(s) did you assist with voting in the primaries and the November 4 general election?

- None
- 1 to 9
- 10 to 24
- 25 to 99
- 100 or more

15. During 2008, about how many members of your unit(s) did you provide with Federal Post Card Applications (FPCAs) for the primaries and November 4 general election?

- None
- 1 to 9
- 10 to 24
- 25 to 99
- 100 or more

16. During 2008, about how many members of your unit(s) did you provide with Federal Write-In Absentee Ballots (FWABs) for the primaries and November 4 general election?

- None
- 1 to 9
- 10 to 24
- 25 to 99
- 100 or more

17. During 2008, about how many hours per week have you spent on Unit Voting Assistance Officer (UVAO) activities?

- Less than 1 hour per week
- 1 to less than 2 hours per week
- 2 to less than 3 hours per week
- 3 to less than 4 hours per week
- 4 or more hours per week

18. During your most recent assignment as a Unit Voting Assistance Officer (UVAO), did you do the following activities? Mark "Yes" or "No" for each item.

	Yes	No
a. Conduct workshops/briefings on voting for unit members	<input checked="" type="checkbox"/>	<input checked="" type="checkbox"/>
b. Conduct workshops/briefings on voting for eligible family members	<input checked="" type="checkbox"/>	<input checked="" type="checkbox"/>

	Yes	No
c. Distribute Federal Post Card Applications (FPCAs) to unit members.....	<input checked="" type="checkbox"/>	<input checked="" type="checkbox"/>
d. Distribute Federal Post Card Applications (FPCAs) to eligible family members.....	<input checked="" type="checkbox"/>	<input checked="" type="checkbox"/>
e. Regularly report on voting activities to your installation commander(s)	<input checked="" type="checkbox"/>	<input checked="" type="checkbox"/>
f. Regularly report on voting activities to Service Voting Action Officer (SVAO)	<input checked="" type="checkbox"/>	<input checked="" type="checkbox"/>
g. Answer unit member's and/or family member's voting questions	<input checked="" type="checkbox"/>	<input checked="" type="checkbox"/>
h. Display voting information materials	<input checked="" type="checkbox"/>	<input checked="" type="checkbox"/>
i. Involve on-base community organizations in voting program	<input checked="" type="checkbox"/>	<input checked="" type="checkbox"/>

19. During 2008, were you asked to provide the following kinds of voting assistance? Mark "Yes" or "No" for each item.

	Yes	No
a. Provide Federal Post Card Applications (FPCAs) to voters	<input checked="" type="checkbox"/>	<input checked="" type="checkbox"/>
b. Help voters fill out FPCAs	<input checked="" type="checkbox"/>	<input checked="" type="checkbox"/>
c. Provide Federal Write-In Absentee Ballots (FWABs) to voters.....	<input checked="" type="checkbox"/>	<input checked="" type="checkbox"/>
d. Help voters fill out FWABs	<input checked="" type="checkbox"/>	<input checked="" type="checkbox"/>
e. Act as a notary/witness to FPCAs and/or ballots	<input checked="" type="checkbox"/>	<input checked="" type="checkbox"/>
f. Electronically transmit or receive election materials by fax.....	<input checked="" type="checkbox"/>	<input checked="" type="checkbox"/>
g. Electronically transmit or receive election materials by e-mail.....	<input checked="" type="checkbox"/>	<input checked="" type="checkbox"/>
h. Help voters determine voting jurisdictions.....	<input checked="" type="checkbox"/>	<input checked="" type="checkbox"/>
i. Provide addresses of local election officials.....	<input checked="" type="checkbox"/>	<input checked="" type="checkbox"/>
j. Explain specifics of state voting procedures to voters	<input checked="" type="checkbox"/>	<input checked="" type="checkbox"/>
k. Help voters determine the need to register or how to register	<input checked="" type="checkbox"/>	<input checked="" type="checkbox"/>
l. Provide information on changing legal residence to voters.....	<input checked="" type="checkbox"/>	<input checked="" type="checkbox"/>
m. Explain deadlines for necessary forms and/or submitting ballots	<input checked="" type="checkbox"/>	<input checked="" type="checkbox"/>
n. Provide dates of elections.....	<input checked="" type="checkbox"/>	<input checked="" type="checkbox"/>
o. Answer questions about the impact of voting on federal tax liability	<input checked="" type="checkbox"/>	<input checked="" type="checkbox"/>
p. Explain the importance of voting	<input checked="" type="checkbox"/>	<input checked="" type="checkbox"/>
q. Provide information on voting by family members.....	<input checked="" type="checkbox"/>	<input checked="" type="checkbox"/>
r. Provide information on candidates/issues.....	<input checked="" type="checkbox"/>	<input checked="" type="checkbox"/>

20. During your most recent Unit Voting Assistance Officer (UVAO) assignment, how satisfied or dissatisfied were you with each of the following as you performed your duties? *Mark one answer for each item.*

	Very dissatisfied	Dissatisfied	Neither satisfied nor dissatisfied	Satisfied	Very satisfied
a. Amount of time available for performing UVAO duties	<input checked="" type="checkbox"/>	<input checked="" type="checkbox"/>	<input checked="" type="checkbox"/>	<input checked="" type="checkbox"/>	<input checked="" type="checkbox"/>
b. Command support for the voting program	<input checked="" type="checkbox"/>	<input checked="" type="checkbox"/>	<input checked="" type="checkbox"/>	<input checked="" type="checkbox"/>	<input checked="" type="checkbox"/>
c. Quantity of voting materials available	<input checked="" type="checkbox"/>	<input checked="" type="checkbox"/>	<input checked="" type="checkbox"/>	<input checked="" type="checkbox"/>	<input checked="" type="checkbox"/>
d. Timeliness of distribution of voting materials within unit/installation	<input checked="" type="checkbox"/>	<input checked="" type="checkbox"/>	<input checked="" type="checkbox"/>	<input checked="" type="checkbox"/>	<input checked="" type="checkbox"/>
e. Method of requesting voting materials	<input checked="" type="checkbox"/>	<input checked="" type="checkbox"/>	<input checked="" type="checkbox"/>	<input checked="" type="checkbox"/>	<input checked="" type="checkbox"/>

21. During 2008, did members of your unit(s) make the following complaints about registering to vote, obtaining an absentee ballot, or preparing to vote? *Mark "Yes" or "No" for each item.*

	Yes	No
a. Complicated voting procedures	<input checked="" type="checkbox"/>	<input checked="" type="checkbox"/>
b. Difficulty filling out Federal Post Card Application (FPCA)	<input checked="" type="checkbox"/>	<input checked="" type="checkbox"/>
c. Delayed or no response to the FPCA	<input checked="" type="checkbox"/>	<input checked="" type="checkbox"/>
d. Returned FPCA because it was not accepted by election officials	<input checked="" type="checkbox"/>	<input checked="" type="checkbox"/>
e. Difficulty having FPCA or ballot notarized	<input checked="" type="checkbox"/>	<input checked="" type="checkbox"/>
f. Confusing absentee ballot	<input checked="" type="checkbox"/>	<input checked="" type="checkbox"/>
g. Difficulty using Federal Write-In Absentee Ballot (FWAB)	<input checked="" type="checkbox"/>	<input checked="" type="checkbox"/>
h. Confusing residency qualifications/laws	<input checked="" type="checkbox"/>	<input checked="" type="checkbox"/>
i. Not enough information on candidates/issues	<input checked="" type="checkbox"/>	<input checked="" type="checkbox"/>
j. Difficulty with maintaining current mailing address with local election officials	<input checked="" type="checkbox"/>	<input checked="" type="checkbox"/>
k. Other complaint(s)	<input checked="" type="checkbox"/>	<input checked="" type="checkbox"/>

[Ask if Q21 k = 'Yes'] Please specify the other complaint(s).

22. Based on your experience as a Unit Voting Assistance Officer (VAO) during the 2008 elections, the absentee voting procedures of which three states or territories presented the most problems to members of your unit(s)? *Please specify 3 states or territories.*

ELECTRONIC TRANSMISSION OF ELECTION MATERIALS

23. During 2008, did you assist voters by sending and/or receiving any of the following voting materials by fax? *Mark "Yes" or "No" for each item.*

	Yes	No
a. Sent Federal Post Card Applications (FPCAs)	<input checked="" type="checkbox"/>	<input checked="" type="checkbox"/>
b. Received FPCAs	<input checked="" type="checkbox"/>	<input checked="" type="checkbox"/>
c. Sent blank absentee ballots	<input checked="" type="checkbox"/>	<input checked="" type="checkbox"/>
d. Received blank absentee ballots	<input checked="" type="checkbox"/>	<input checked="" type="checkbox"/>
e. Sent voted ballots	<input checked="" type="checkbox"/>	<input checked="" type="checkbox"/>
f. Received voted ballots	<input checked="" type="checkbox"/>	<input checked="" type="checkbox"/>
g. Sent other voting materials	<input checked="" type="checkbox"/>	<input checked="" type="checkbox"/>
h. Received other voting materials	<input checked="" type="checkbox"/>	<input checked="" type="checkbox"/>

24. During 2008, did you assist voters by sending and/or receiving any of the following voting materials by e-mail? *Mark "Yes" or "No" for each item.*

	Yes	No
a. Sent Federal Post Card Applications (FPCAs)	<input checked="" type="checkbox"/>	<input checked="" type="checkbox"/>
b. Received FPCAs	<input checked="" type="checkbox"/>	<input checked="" type="checkbox"/>
c. Sent blank absentee ballots	<input checked="" type="checkbox"/>	<input checked="" type="checkbox"/>
d. Received blank absentee ballots	<input checked="" type="checkbox"/>	<input checked="" type="checkbox"/>
e. Sent voted ballots	<input checked="" type="checkbox"/>	<input checked="" type="checkbox"/>
f. Received voted ballots	<input checked="" type="checkbox"/>	<input checked="" type="checkbox"/>
g. Sent other voting materials	<input checked="" type="checkbox"/>	<input checked="" type="checkbox"/>
h. Received other voting materials	<input checked="" type="checkbox"/>	<input checked="" type="checkbox"/>

VOTING ASSISTANCE GUIDE

25. The Department of Defense 2008-09 Voting Assistance Guide (VAG) provides state-by-state information about registering to vote and requesting an absentee ballot. Did you receive the 2008-09 VAG?

- Yes
- No

26. [Ask if Q25 = 'Yes'] During 2008, in what month did you receive the 2008-09 Voting Assistance Guide (VAG)?

- January
- February
- March
- April
- May
- June
- July
- August
- September
- October
- November
- Prior to January 2008
- Do not recall

27. [Ask if Q25 = 'Yes'] During 2008, how useful was the 2008-09 Voting Assistance Guide (VAG) in helping you perform your Unit Voting Assistance Officer (UVAO) duties?

- Very useful
- Useful
- Somewhat useful
- Not very useful
- Not at all useful

28. [Ask if Q25 = 'Yes'] Did you like the following features of the 2008-09 Voting Assistance Guide (VAG)? Mark "Yes" or "No" for each item.

	Yes	No
a. State-by-state information on registering and voting absentee	<input checked="" type="checkbox"/>	<input checked="" type="checkbox"/>
b. Dates of elections and deadlines	<input checked="" type="checkbox"/>	<input checked="" type="checkbox"/>

	Yes	No
c. Information on how to fill out the Federal Post Card Application (FPCA).....	<input checked="" type="checkbox"/>	<input checked="" type="checkbox"/>
d. Mailing addresses for FPCAs or ballots	<input checked="" type="checkbox"/>	<input checked="" type="checkbox"/>
e. Information on electronically transmitting FPCAs or ballots by fax	<input checked="" type="checkbox"/>	<input checked="" type="checkbox"/>
f. Information on electronically transmitting FPCAs or ballots by e-mail.....	<input checked="" type="checkbox"/>	<input checked="" type="checkbox"/>
g. The overall layout and design	<input checked="" type="checkbox"/>	<input checked="" type="checkbox"/>
h. Some other feature	<input checked="" type="checkbox"/>	<input checked="" type="checkbox"/>

[Ask if Q28 h = 'Yes'] Please specify the other feature.

VOTING INFORMATION NEWS NEWSLETTER

29. The Voting Information News (VIN) newsletter is a monthly publication containing timely information for Unit Voting Assistance Officers (UVAO). During 2008, did you receive the VIN newsletter?

- Yes, both electronically and hard copy
- Yes, electronically only
- Yes, hard copy only
- No

30. [Ask if Q29 = 'Yes'] During 2008, did you use the Voting Information News (VIN) newsletter?

- Yes
- No

31. [Ask if Q29 = 'Yes' and Q30 = 'Yes'] During 2008, did you use the Voting Information News (VIN) newsletter in the following ways? Mark "Yes" or "No" for each item.

	Yes	No
a. Forwarded it by e-mail	<input checked="" type="checkbox"/>	<input checked="" type="checkbox"/>
b. Photocopied the newsletter and distributed it.....	<input checked="" type="checkbox"/>	<input checked="" type="checkbox"/>
c. Extracted selected information and distributed it.....	<input checked="" type="checkbox"/>	<input checked="" type="checkbox"/>
d. Kept it for reference	<input checked="" type="checkbox"/>	<input checked="" type="checkbox"/>
e. Used it in some other way.....	<input checked="" type="checkbox"/>	<input checked="" type="checkbox"/>

[Ask if Q31 e = 'Yes'] Please specify the other way you used the VIN newsletter.

32. [Ask if Q29 = 'Yes' and Q30 = 'Yes'] Overall, how useful was the Voting Information News (VIN) newsletter in helping you carry out your Unit Voting Assistance Officer (UVAO) duties?

- Very useful
- Useful
- Somewhat useful
- Not very useful
- Not at all useful

33. [Ask if Q29 = 'Yes' and Q30 = 'Yes'] During 2008, when you used the Voting Information News (VIN) newsletter, did you like the following features? Mark "Yes" or "No" for each item.

	Yes	No
a. The overall layout and design	<input checked="" type="checkbox"/>	<input checked="" type="checkbox"/>
b. The information it contained	<input checked="" type="checkbox"/>	<input checked="" type="checkbox"/>
c. Ease of use	<input checked="" type="checkbox"/>	<input checked="" type="checkbox"/>
d. Frequency of the newsletter	<input checked="" type="checkbox"/>	<input checked="" type="checkbox"/>
e. Timeliness of the information in the newsletter	<input checked="" type="checkbox"/>	<input checked="" type="checkbox"/>
f. "To Do" checklist	<input checked="" type="checkbox"/>	<input checked="" type="checkbox"/>
g. Some other feature	<input checked="" type="checkbox"/>	<input checked="" type="checkbox"/>

[Ask if Q33 g = 'Yes'] Please specify the other feature you liked about the VIN newsletter.

**FEDERAL VOTING ASSISTANCE PROGRAM (FVAP)
WEB SITE**

34. The Federal Voting Assistance Program (FVAP) Web site, www.fvap.gov, provides voting related information and resources. During 2008, did you visit this Web site?

- Yes
- No

35. [Ask if Q34 = 'Yes'] How many times did you visit the Federal Voting Assistance Program (FVAP) Web site during 2008?

- Every day
- At least once a week, but not every day
- At least once a month, but not every week
- At least once in 2008, but not every month
- Do not recall

36. [Ask if Q34 = 'Yes'] During 2008, did you visit the Federal Voting Assistance Program (FVAP) Web site for any of the following reasons? Mark "Yes" or "No" for each item.

	Yes	No
a. To access the online 2008-09 Voting Assistance Guide (VAG)	<input checked="" type="checkbox"/>	<input checked="" type="checkbox"/>
b. To access Voting Information News (VIN) newsletters	<input checked="" type="checkbox"/>	<input checked="" type="checkbox"/>
c. To access other FVAP publications	<input checked="" type="checkbox"/>	<input checked="" type="checkbox"/>
d. To access the Voting Calendar	<input checked="" type="checkbox"/>	<input checked="" type="checkbox"/>
e. To access the online Federal Post Card Application (FPCA)	<input checked="" type="checkbox"/>	<input checked="" type="checkbox"/>
f. To link to other election-related Web sites	<input checked="" type="checkbox"/>	<input checked="" type="checkbox"/>
g. To obtain Voter Assistance Officer (UVAO) training	<input checked="" type="checkbox"/>	<input checked="" type="checkbox"/>
h. To find a U.S. Representative or U.S. Senator	<input checked="" type="checkbox"/>	<input checked="" type="checkbox"/>
i. To obtain toll-free telephone numbers	<input checked="" type="checkbox"/>	<input checked="" type="checkbox"/>
j. To send e-mail to FVAP	<input checked="" type="checkbox"/>	<input checked="" type="checkbox"/>
k. To obtain information for your own publications	<input checked="" type="checkbox"/>	<input checked="" type="checkbox"/>
l. Some other reason	<input checked="" type="checkbox"/>	<input checked="" type="checkbox"/>

[Ask if Q36 l = 'Yes'] Please specify the other reason for visiting the FVAP Web site.

37. [Ask if Q34 = 'Yes'] Overall, how satisfied or dissatisfied were you with the Federal Voting Assistance Program (FVAP) Web site when you visited it in 2008?

- Very satisfied
- Satisfied
- Neither satisfied nor dissatisfied
- Dissatisfied
- Very dissatisfied

38. [Ask if Q34 = 'No'] What were your reasons for not visiting the Federal Voting Assistance Program (FVAP) Web site in 2008? Mark "Yes" or "No" for each item.

	Yes	No
a. I did not know about it.....	<input checked="" type="checkbox"/>	<input checked="" type="checkbox"/>
b. I did not know what it was for.....	<input checked="" type="checkbox"/>	<input checked="" type="checkbox"/>
c. I knew about it, but did not know the Web site address	<input checked="" type="checkbox"/>	<input checked="" type="checkbox"/>
d. I got all the information I needed from other sources.....	<input checked="" type="checkbox"/>	<input checked="" type="checkbox"/>
e. I did not think it would be useful.....	<input checked="" type="checkbox"/>	<input checked="" type="checkbox"/>
f. Some other reason	<input checked="" type="checkbox"/>	<input checked="" type="checkbox"/>

[Ask if Q38 f = 'Yes'] Please specify the other reason for not visiting the FVAP Web site.

TOLL-FREE TELEPHONE SERVICE

39. The Federal Voting Assistance Program (FVAP) provides a toll-free telephone service from many countries that allows a caller to talk to FVAP staff for voting assistance. During 2008, did you use or refer anyone in your unit(s) to the FVAP toll-free telephone service?

- Yes
- No

40. [Ask if Q39 = 'Yes'] Based on your experience in 2008 with the Federal Voting Assistance Program (FVAP) toll-free telephone service, how satisfied or dissatisfied were you with the assistance you received?

- Very satisfied
- Satisfied
- Neither satisfied nor dissatisfied
- Dissatisfied
- Very dissatisfied

41. [Ask if Q39 = 'Yes'] Based on what you know of the experiences of those whom you referred in 2008 to the Federal Voting Assistance Program (FVAP) toll-free telephone service, how satisfied or dissatisfied were they with the assistance they received?

- Very satisfied
- Satisfied
- Neither satisfied nor dissatisfied
- Dissatisfied
- Very dissatisfied
- Don't know

42. [Ask if Q39 = 'No'] During 2008, did you not use, or refer anyone to, the Federal Voting Assistance Program (FVAP) toll-free telephone service for any of the following reasons? Mark "Yes" or "No" for each item.

	Yes	No
a. I got all of the voting assistance I needed from other sources.....	<input checked="" type="checkbox"/>	<input checked="" type="checkbox"/>
b. No one asked to be referred	<input checked="" type="checkbox"/>	<input checked="" type="checkbox"/>
c. I did not know about it.....	<input checked="" type="checkbox"/>	<input checked="" type="checkbox"/>
d. Some other reason	<input checked="" type="checkbox"/>	<input checked="" type="checkbox"/>

[Ask if Q42 d = 'Yes'] Please specify the other reason.

OTHER SOURCES OF VOTING INFORMATION

COMMENTS

43. During 2008, how useful was each of the following sources in helping you perform your Unit Voting Assistance Officer (UVAO) duties? *Mark one answer for each item.*

	Did not use	Not at all useful	Not very useful	Somewhat useful	Useful	Very useful
a. Voting news releases	<input checked="" type="checkbox"/>	<input checked="" type="checkbox"/>	<input checked="" type="checkbox"/>	<input checked="" type="checkbox"/>	<input checked="" type="checkbox"/>	<input checked="" type="checkbox"/>
b. Motivational posters	<input checked="" type="checkbox"/>	<input checked="" type="checkbox"/>	<input checked="" type="checkbox"/>	<input checked="" type="checkbox"/>	<input checked="" type="checkbox"/>	<input checked="" type="checkbox"/>
c. Election Dates Posters	<input checked="" type="checkbox"/>	<input checked="" type="checkbox"/>	<input checked="" type="checkbox"/>	<input checked="" type="checkbox"/>	<input checked="" type="checkbox"/>	<input checked="" type="checkbox"/>
d. How To Do It! Frequently Asked Questions about absentee voting	<input checked="" type="checkbox"/>	<input checked="" type="checkbox"/>	<input checked="" type="checkbox"/>	<input checked="" type="checkbox"/>	<input checked="" type="checkbox"/>	<input checked="" type="checkbox"/>
e. Public service ad campaign	<input checked="" type="checkbox"/>	<input checked="" type="checkbox"/>	<input checked="" type="checkbox"/>	<input checked="" type="checkbox"/>	<input checked="" type="checkbox"/>	<input checked="" type="checkbox"/>

45. In the space below, please provide any comments you have about this questionnaire, the Federal Voting Assistance Program (FVAP), or your most recent assignment as a Unit Voting Assistance Officer (UVAO).

44. During 2008, did you have enough of the following election materials to carry out your Unit Voting Assistance Officer (UVAO) duties? *Mark one answer for each item.*

	Did not use	No	Yes
a. 2008-09 Voting Assistance Guides (VAG)	<input checked="" type="checkbox"/>	<input checked="" type="checkbox"/>	<input checked="" type="checkbox"/>
b. Federal Post Card Applications (FPCAs)	<input checked="" type="checkbox"/>	<input checked="" type="checkbox"/>	<input checked="" type="checkbox"/>
c. Federal Write-In Absentee Ballots (FWABs)	<input checked="" type="checkbox"/>	<input checked="" type="checkbox"/>	<input checked="" type="checkbox"/>
d. Election Dates Posters	<input checked="" type="checkbox"/>	<input checked="" type="checkbox"/>	<input checked="" type="checkbox"/>
e. Motivational posters	<input checked="" type="checkbox"/>	<input checked="" type="checkbox"/>	<input checked="" type="checkbox"/>

DRAFT

