

----- AMP Data Entry Page -----

1. Losing Facility Information

Type of Distribution to Consolidate: Orig & Dest MODS/BPI Office
Facility Name & Type: Mankato MN CSMPC
Street Address: 851 Summit Ave
City: Mankato
State: MN
5D Facility ZIP Code: 56001
District: Northland
Area: Western
Finance Number: 266000
Current 3D ZIP Code(s): 560, 561
Miles to Gaining Facility: 81
EXFC office: Yes
Postmaster: Paul M. Johnson
Senior Plant Manager: Erica A. Brix
District Manager: Anthony C. Williams
Facility Type after AMP: DDC

2. Gaining Facility Information

Facility Name & Type: Minneapolis MN P&DC
Street Address: 100 S 1st St
City: Minneapolis
State: MN
5D Facility ZIP Code: 55401
District: Northland
Area: Western
Finance Number: 266362
Current 3D ZIP Code(s): 553-555
EXFC office: Yes
Plant Manager: Erica A. Brix
Senior Plant Manager: Erica A. Brix
District Manager: Anthony C. Williams

3. Background Information

Start of Study: 9/15/2011
Date Range of Data: Jul-01-2010 : Jun-30-2011
Processing Days per Year: 310
Bargaining Unit Hours per Year: 1,745
EAS Hours per Year: 1,822

Date of HQ memo, *DAR Factors/Cost of Borrowing/* **New**
Facility Start-up Costs Update

June 16, 2011

Date & Time this workbook was last saved:

2/19/2012 16:31

4. Other Information

Area Vice President: Sylvester Black
Vice President, Network Operations: David E. Williams
Area AMP Coordinator: Steve Murray
HQ AMP Coordinator: Cindy Venable

rev 10/10/2011

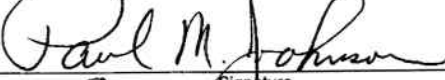


Approval Signatures

Losing Facility Name and Type: Mankato MN CSMPC
Street Address: 851 Summit Ave
City: Mankato
State: MN
Facility ZIP Code: 56001
Finance Number: 266000
Current 3D ZIP Code(s): 560, 561
Type of Distribution to Consolidate: Orig & Dest




Gaining Facility Name and Type: Minneapolis MN P&DC
Street Address: 100 S 1st St
City: Minneapolis
State: MN
Facility ZIP Code: 55401
Finance Number: 266362
Current 3D ZIP Code(s): 553-555

ACKNOWLEDGEMENT OF ACCOUNTABILITY - I acknowledge that I am accountable for respecting and supporting the integrity of all official postal reporting systems, including financial reports and those relating to compliance with contracting, complement, or similar efforts involving the investment and expenditure of funds, as well as all systems to service to our customers.

LOSING FACILITY:

Postmaster or Plant Manager:		
Paul M. Johnson		11/29/2011
<small>Printed Name</small>	<small>Signature</small>	<small>Date</small>
Senior Plant Manager:		
Erica A. Brix		11-30-11
<small>Printed Name</small>	<small>Signature</small>	<small>Date</small>
District Manager:		
Anthony C. Williams		11/30/11
<small>Printed Name</small>	<small>Signature</small>	<small>Date</small>

GAINING FACILITY:


Plant Manager:		
Erica A. Brix		11-30-11
<small>Printed Name</small>	<small>Signature</small>	<small>Date</small>
Senior Plant Manager:		
Erica A. Brix		11-30-11
<small>Printed Name</small>	<small>Signature</small>	<small>Date</small>
District Manager:		
Anthony C. Williams		11/30/11
<small>Printed Name</small>	<small>Signature</small>	<small>Date</small>

AREA OFFICE:

Area Vice President:		
Sylvester Black		1/31/12
<small>Printed Name</small>	<small>Signature</small>	<small>Date</small>

Implementation Date: _____

HEADQUARTERS:

	Approved:	Disapproved:
Vice President, Network Operations:		
David E. Williams	<small>Signature</small>	<small>Date</small>
<small>Printed Name</small>		

Comments: _____

Executive Summary

Last Saved: February 19, 2012

Losing Facility Name and Type: Mankato MN CSMPC

Street Address: 851 Summit Ave

City, State: Mankato , MN

Current 3D ZIP Code(s): 560, 561

Type of Distribution to Consolidate: Orig & Dest

Miles to Gaining Facility: 81

Gaining Facility Name and Type: Minneapolis MN P&DC

Current 3D ZIP Code(s): 553-555

Summary of AMP Worksheets

Savings/Costs

Mail Processing Craft Workhour Savings =	<u>\$1,741,506</u>	from Workhour Costs - Proposed
Non-MP Craft/EAS + Shared LDCs Workhour Savings (less Maint/Trans) =	<u>\$3,987</u>	from Other Curr vs Prop
PCES/EAS Supervisory Workhour Savings =	<u>\$538,194</u>	from Other Curr vs Prop
Transportation Savings =	<u>\$238,608</u>	from Transportation (HCR and PVS)
Maintenance Savings =	<u>\$1,494,486</u>	from Maintenance
Space Savings =	<u>\$0</u>	from Space Evaluation and Other Costs
Total Annual Savings =	<u>\$4,016,783</u>	
Total One-Time Costs =	<u>\$295,715</u>	from Space Evaluation and Other Costs
Total First Year Savings =	<u>\$3,721,068</u>	

Staffing Positions

Craft Position Loss =	<u>54</u>	from Staffing - Craft
PCES/EAS Position Loss =	<u>4</u>	from Staffing - PCES/EAS

Volume

Total FHP to be Transferred (Average Daily Volume) =	<u>702,921</u>	from Workhour Costs - Current
Current FHP at Gaining Facility (Average Daily Volume) =	<u>5,397,710</u>	from Workhour Costs - Current
Losing Facility Cancellation Volume (Average Daily Volume) =	<u>123,686</u>	(= Total TPH / Operating Days)

Service

Service Standard Impacts by ADV

	UPGRADED ADV	DOWNGRADED ADV	Unchanged + Upgrades ADV	Unchanged + Upgrades %
First-Class Mail®	0	0	0	#DIV/0!
Priority Mail®	0	0	0	#DIV/0!
Package Services	0	0	0	#DIV/0!
Periodicals	N/A*	N/A*	N/A*	N/A*
Standard Mail	N/A*	N/A*	N/A*	N/A*

Code to destination 3-digit ZIP Code volume is not available

rev 10/15/2009

Summary Narrative

Last Saved: February 19, 2012

Losing Facility Name and Type: Mankato MN CSMPC

Current 3D ZIP Code(s): 560, 561

Type of Distribution to Consolidate: Orig & Dest

Gaining Facility Name and Type: Minneapolis MN P&DC

Current 3D ZIP Code(s): 553-555

Background

The Northland Performance Cluster and the Western Area completed an Area Mail Processing (AMP) study to determine the feasibility of relocating the Mankato Customer Service Mail Processing Center (CSMPC) originating and destinating mail to the Minneapolis Processing and Distribution Center (P&DC).

The Minneapolis Processing and Distribution Center (P&DC), located at 100 S 1st St. Minneapolis MN, is a USPS-owned facility. The existing 1,160,600 square-foot facility on a 4.7 acre site was originally occupied in 1935 and expanded in 1992. In 1995, a skyway was added to connect the main facility to the old Vehicle Maintenance Facility (VMF). The site includes an interior and exterior parking ramp totaling 1,137 employee parking spaces. The Minneapolis P&DC currently processes all outgoing and incoming letter, flat and Priority mail for the 553 and 554 offices. Computerized Forwarding System (CFS) mail for the Northland District is also processed at the Minneapolis P&DC. Additionally, the facility houses retail and post office box operations, 37 routes, the Minneapolis Postmaster and staff, the District Manager and support staff including Finance, Human Resources, Marketing, Sales, Operations Program Support, Administrative Services, and Post Office Operations.

The Mankato Customer Service Mail Processing Center (CSMPC), located at 851 Summit Ave. in Mankato, MN, is a USPS-owned facility. The existing 78,734 square-foot facility on an 8.0 acre site was originally occupied in 1992. The Mankato CSMPC currently processes all originating and destinating letters and flats, and incoming Priority/FCM parcels for the 560 and 561 offices. In addition to processing operations, the facility houses a Business Mail Entry Unit (BMEU). The Mankato CSMPC supports the Mankato Main Post Office (MPO) located 3.0 miles away, the Madison East Branch located 3.9 miles away and the North Mankato Branch located 3.8 miles away which is under study for closing. The Mankato MPO is a USPS-owned 69,839 square-foot facility that houses 42 routes, Postmaster and staff, the Area-2 Manager of Post Office Operations and staff, retail and post office box operations. In addition, the MPO houses a courtroom and leases space to the U. S. Army. The Madison East Branch is a 1,326 square-foot leased facility with an annual lease of \$14,700 which expires on 1/31/2012 with a renewal option that has been exercised with an annual lease of \$16,170 which expires on 1/31/2017. The Madison East Branch houses retail and PO Box operations. The North Mankato Branch is a 667 square-foot leased facility with an annual lease of \$6,160 which expires on 7/31/2013. The North Mankato Branch houses retail and PO Box operations.

With approval and implementation of this AMP package, all mail processing originating and destinating operations would move from the Mankato CSMPC to the Minneapolis P&DC including all automated and manual processing for letters and flats, each to its current depth of secondary sort. Priority/FCM parcels, 2C/3C bundles and sack sortation would move to the Minneapolis/St Paul Network Distribution Center (NDC).

Mankato currently processes all outgoing letter and flat mail for the 560 and 561 offices; incoming letters, flats and incoming Priority. The Windom Post Office (PO) is currently

rev 06/10/2009

Summary Narrative *(continued)*

the distribution hub for the 561 area. The Windom PO currently processes and distributes a limited amount of letter, flat, incoming Priority/FCM parcel and bundled residual mail manually for the 561 area. 560 Mankato and 561 Windom will continue to be a hub and spoke for each of their respective areas. A minimal amount of operations would remain at each facility in order to support the consolidation and dispatch of collection mail, the inbound cross dock of mail and the 5D sortation of a limited amount of destinating NMO's and bundles. Tour 3 registry operations at Mankato would be reduced; deposits from the 560 and 561 offices would be consolidated in Minneapolis. Minimal Tour 1 registry operations would remain at Mankato.

The Mankato CSMPC is 82 miles (1 hour and 45 minutes) from the Minneapolis P&DC. The Windom PO is 150 miles (3 hours and 15 minutes) from the Minneapolis P&DC.

Financial Summary:

Annual baseline data came from July 1, 2010 – June 30, 2011. Financial savings proposed for this consolidation are:

Total First Year Savings	\$3,721,068
---------------------------------	--------------------

Total Annual Savings	\$4,016,783
-----------------------------	--------------------

One Time Costs:

One time implementation costs are estimated at: \$ **295,715**

Staffing Impacts:

The Mankato CSMPC would realize a reduction of 68 Function-1 craft, 56 clerks and 12 mail handlers; 2 Function 67-69; and 23 Function-3B positions. The total Mankato craft reduction is 93 positions.

The mail processing management staff will no longer be required; however, the repositioning of 5 clerks, 3 mail handlers and 6 custodians to the Mankato facility may result in an additional Supervisor, Customer Services position contingent on SWCS.

Summary Narrative *(continued)*

As a matter of policy, the Postal Service follows the notification requirements of the Worker Adjustment and Retraining Notification Act ("WARN") notification requirements when the number of employees experiencing an employment loss within the meaning of WARN would trigger WARN's requirements. Some or all of the impacted employees described above may not experience an employment loss within the meaning of WARN due to transfers or reassignments.

Customer and Service Impacts:

The Mankato CSMPC will be retained as an SCF transportation hub operating under the Mankato, MN Main Post Office (Finance # 26-6000). The resources necessary to perform the CS functions assigned to this unit are provided for in the Mankato City operations existing staffing and operations budget, Finance #26-6000; the remaining Hub operations proposed staffing and funding provided for in the study will be transferred to this unit's responsibility with implementation.

There would be no change to the current retail (window) operations or hours, and the location and availability times for Mankato PO box customers will remain as current. Caller service and mail acceptance times/locations/hours will remain as current. The local postmark will continue to be available at retail service locations.

The BMEU will remain at the current location. Caller service will continue to be provided.

Specific service standard changes associated with this Area Mail Processing consolidation are contingent upon the resolution of both (a) the rulemaking in which current market dominant product service standards in 39 CFR Part 121 are being evaluated, and (b) all remaining AMP consolidation proposals that are part of the same network rationalization initiative. A complete file reflecting any new service standards will be published at www.usps.com once all of the related AMP decisions that provide the foundation for new service standards are made. Priority and Express Mail service standards will be based upon the capability of the network.

The collection box times will not be impacted with this consolidation.

Network Changes:

With approval and implementation of this AMP package the Mankato and Windom facilities would each remain as a transportation hub and spoke for their associate offices, retaining a minimal amount of operations in order to support the consolidation and dispatch of collection mail, the inbound cross dock of mail, and sortation of parcels and 2C/3C bundles.

Summary Narrative *(continued)*

Transportation changes which are detailed on the transportation tab of the AMP study would be required which include the revisions of routes and time changes and decrease of trip frequencies to capture additional savings.

The local postmark will continue to be available at retail service locations.

Equipment Relocation and Maintenance Impacts:

In addition to the Mankato CSMPC, two other sites are being considered for AMP consolidation into the Minneapolis P&DC under this phase of the AMP process; the Bemidji PO and the St. Cloud CSMPC. With the exception of the AFCS, BDS, VFS and LMS equipment moves, it is anticipated that all facility work and equipment moves will be performed by local maintenance staff. Facility and relocation costs are derived from estimates received from engineering and the Western Area FSO as well as estimates from maintenance craft and supervisors. The estimates for equipment relocation and costs were calculated as follows:

The AFCS machine with VFS unit in the Mankato CSMPC will be relocated to the Minneapolis P&DC at a cost of \$30,000. Site preparation costs for all relocated AFCS, BDS and VFS equipment was estimated at \$49,000. These costs were divided among the three sites in the study based on their average daily volume. This resulted in a net AFCS site preparation cost for Mankato of \$16,674.

The Loose Mail System (LMS) in the Minneapolis P&DC was originally designed to accommodate eight AFCS machines and will need to be expanded to handle a ninth AFCS machine. The total modification cost was estimated at \$406,900 which was divided among the three sites in the study based on their average daily volume. This resulted in a net LMS site preparation cost for Mankato of \$138,465.

A total of three DIOSS machines will be relocated to the Minneapolis P&DC. The 254 stacker DIOSS-B machine in the Mankato CSMPC will be relocated to the Minneapolis P&DC at a cost of \$8,392. Site preparation costs for all three DIOSS machines were estimated at \$28,000. These costs were divided among the three sites in the study based on their average daily volume. This resulted in a net DIOSS site preparation cost for Mankato of \$9,528.

Additional site preparation costs to accommodate three additional DIOSS machines and to create sufficient staging space for the added AMP volume were estimated for the Minneapolis P&DC. These include moving four DBCS machines, one DBCS-OSS machine, and scrapping fifteen Phase I DBCS machines. The total site preparation and move/removal costs were estimated at \$123,584. These costs were divided among the three sites in the study based on their average daily volume. This resulted in a net site preparation cost for Mankato of \$42,055.

Summary Narrative *(continued)*

Tray transport modifications to accommodate the new machine layout include the addition of two spirals relocated from the old St. Paul P&DC. The total installation cost of the spirals was estimated at \$43,425. These costs were divided among the three sites in the study based on their average daily volume. This resulted in a net tray transport site preparation cost for Mankato of \$14,777. Miscellaneous additional site preparation costs included modifications to lighting, relocation of zone boxes, removal and installation of conduit and LAN wiring and associated design and support costs. In addition, site prep costs for the future addition of one DBCS and two CIOSS machines were included. These costs were divided among the three sites in the study based on their average daily volume. This resulted in a net miscellaneous site preparation cost for Mankato of \$15,595.

Lastly, a contingency cost was added for all electrical work and the moving of machines to allow the facility work to be accomplished in phases (if necessary). This may require, for example, the temporary movement of DBCS phase one machines into the area previously occupied by AFSM #5 to act as float machines while other areas are being modified. Contingency costs were estimated at \$59,443. This cost was divided among the three sites in the study based on their average daily volume. This resulted in a net contingency cost for Mankato of \$20,228.

Facility Impacts:

If the Network Optimization study is approved, the 78,734 square-foot USPS-owned Mankato CSMPC will remain a dock transfer hub for the 560 SCF. The Mankato CSMPC will also continue to house a BMEU. Any remaining excess space will be identified to WFSO for disposition. 57,666 square feet is currently identified as available for other operations as a result of the AMP.

Other Concurrent Initiatives:

In addition to the Mankato CSMPC the following facilities are concurrently under AMP review for possible consolidation into the Minneapolis PDC

- Bemidji Post Office
- St. Cloud CSMPC

24 Hour Clock

Last Saved: February 19, 2012

Losing Facility Name and Type: Mankato MN CSMPC

Current 3D ZIP Code(s): 560, 561

Type of Distribution to Consolidate: Orig & Dest

Gaining Facility Name and Type: Minneapolis MN P&DC

Current 3D ZIP Code(s): 553-555

			24 Hour Indicator Report				80%	100%	100%	100%	Millions	100%	100%	86.9%
Weekly Trends Beginning Day		%	Facility	Cancelled by 2000 Data Source = EDW/MCRS	OGP Cleared by 2300 Data Source = EDW/EOR	OCS Cleared by 2400 Data Source = EDW/EOR	MMP Cleared by 2400 Data Source = EDW/EOR	MMP Volume On Hand at 2400 Data Source = EDW/MCRS	Mail Assigned Commercial / FedEx By 0230 Data Source = EDW/SASS	DPS 2nd Pass Cleared by 0700 Data Source = EDW/EOR	Trips On-Time 0400 - 0900 Data Source = EDW/TIMES			
16-Apr	SAT	4/16	MANKATO PO	69.4%	100.0%			#VALUE!	100.0%	99.2%	100.0%			
23-Apr	SAT	4/23	MANKATO PO	78.7%	99.5%			#VALUE!	100.0%	100.0%	99.2%			
30-Apr	SAT	4/30	MANKATO PO	62.7%	96.1%			#VALUE!	100.0%	97.4%	68.3%			
7-May	SAT	5/7	MANKATO PO	69.7%	100.0%			#VALUE!	100.0%	100.0%	100.0%			
14-May	SAT	5/14	MANKATO PO	75.6%	100.0%			#VALUE!	100.0%	100.0%	99.2%			
21-May	SAT	5/21	MANKATO PO	70.5%	100.0%			#VALUE!	100.0%	99.7%	99.2%			
28-May	SAT	5/28	MANKATO PO	56.9%	99.5%			#VALUE!	100.0%	99.7%	94.0%			
4-Jun	SAT	6/4	MANKATO PO	75.5%	100.0%			#VALUE!	100.0%	96.7%	85.8%			
11-Jun	SAT	6/11	MANKATO PO	71.9%	100.0%			#VALUE!	100.0%	100.0%	100.0%			
18-Jun	SAT	6/18	MANKATO PO	75.3%	100.0%			#VALUE!	100.0%	100.0%	100.0%			
25-Jun	SAT	6/25	MANKATO PO	65.1%	98.6%			#VALUE!	100.0%	99.3%	90.0%			
2-Jul	SAT	7/2	MANKATO PO	68.1%	99.9%			#VALUE!	100.0%	99.9%	85.0%			
9-Jul	SAT	7/9	MANKATO PO	71.6%	100.0%			#VALUE!	100.0%	99.0%	93.3%			
16-Jul	SAT	7/16	MANKATO PO	73.8%	100.0%			#VALUE!	100.0%	100.0%	97.5%			
23-Jul	SAT	7/23	MANKATO PO	70.2%	100.0%			#VALUE!	100.0%	99.1%	85.0%			
30-Jul	SAT	7/30	MANKATO PO	59.4%	99.7%			#VALUE!	100.0%	98.6%	80.5%			
6-Aug	SAT	8/6	MANKATO PO	64.2%	99.7%			#VALUE!	100.0%	99.9%	100.0%			
13-Aug	SAT	8/13	MANKATO PO	76.8%	100.0%			#VALUE!	100.0%	97.6%	96.7%			
20-Aug	SAT	8/20	MANKATO PO	70.2%	99.7%			#VALUE!	100.0%	99.5%	89.2%			
27-Aug	SAT	8/27	MANKATO PO	69.3%	97.0%			#VALUE!	100.0%	97.7%	83.3%			
3-Sep	SAT	9/3	MANKATO PO	68.7%	99.9%			#VALUE!	100.0%	98.8%	100.0%			

			24 Hour Indicator Report				80%	100%	100%	100%	Millions	100%	100%	86.9%
Weekly Trends Beginning Day		%	Facility	Cancelled by 2000 Data Source = EDW/MCRS	OGP Cleared by 2300 Data Source = EDW/EOR	OCS Cleared by 2400 Data Source = EDW/EOR	MMP Cleared by 2400 Data Source = EDW/EOR	MMP Volume On Hand at 2400 Data Source = EDW/MCRS	Mail Assigned Commercial / FedEx By 0230 Data Source = EDW/SASS	DPS 2nd Pass Cleared by 0700 Data Source = EDW/EOR	Trips On-Time 0400 - 0900 Data Source = EDW/TIMES	BFI Performance Achievement		
14-May	SAT	5/14	MINNEAPOLIS P&DC	66.7%	88.3%	86.0%	95.3%	0.3	100.0%	100.0%	93.0%			
21-May	SAT	5/21	MINNEAPOLIS P&DC	65.5%	88.9%	97.1%	93.0%	0.3	100.0%	100.0%	90.1%			
28-May	SAT	5/28	MINNEAPOLIS P&DC	59.0%	83.3%	88.6%	89.8%	0.3	100.0%	100.0%	93.5%			
4-Jun	SAT	6/4	MINNEAPOLIS P&DC	64.8%	87.4%	82.0%	93.7%	0.2	100.0%	100.0%	93.4%			
11-Jun	SAT	6/11	MINNEAPOLIS P&DC	62.9%	87.7%	85.3%	92.3%	0.2	100.0%	100.0%	94.3%			
18-Jun	SAT	6/18	MINNEAPOLIS P&DC	65.6%	87.2%	93.9%	91.5%	0.3	100.0%	100.0%	93.0%			
25-Jun	SAT	6/25	MINNEAPOLIS P&DC	62.6%	86.5%	90.9%	90.1%	0.3	100.0%	100.0%	96.1%			
2-Jul	SAT	7/2	MINNEAPOLIS P&DC	60.8%	89.4%	89.4%	88.7%	0.6	99.9%	100.0%	93.8%			
9-Jul	SAT	7/9	MINNEAPOLIS P&DC	61.3%	89.3%	85.8%	93.7%	0.3	100.0%	100.0%	91.2%			
16-Jul	SAT	7/16	MINNEAPOLIS P&DC	63.3%	87.6%	85.1%	96.9%	0.4	99.8%	100.0%	91.5%			
23-Jul	SAT	7/23	MINNEAPOLIS P&DC	63.5%	86.6%	81.5%	93.5%	0.1	100.0%	100.0%	96.7%			
30-Jul	SAT	7/30	MINNEAPOLIS P&DC	58.5%	85.8%	79.5%	93.9%	0.4	99.4%	100.0%	95.2%			
6-Aug	SAT	8/6	MINNEAPOLIS P&DC	65.0%	85.1%	87.3%	93.7%	0.4	100.0%	100.0%	96.1%			
13-Aug	SAT	8/13	MINNEAPOLIS P&DC	65.4%	86.8%	89.2%	93.7%	0.3	100.0%	100.0%	97.8%			
20-Aug	SAT	8/20	MINNEAPOLIS P&DC	67.4%	89.9%	91.2%	93.1%	0.2	100.0%	100.0%	94.9%			
27-Aug	SAT	8/27	MINNEAPOLIS P&DC	61.7%	85.9%	85.9%	94.3%	0.3	100.0%	100.0%	97.8%			
3-Sep	SAT	9/3	MINNEAPOLIS P&DC	61.8%	83.9%	71.2%	90.9%	0.1	99.9%	100.0%	92.0%			
10-Sep	SAT	9/10	MINNEAPOLIS P&DC	63.7%	85.8%	85.5%	95.3%	0.2	100.0%	100.0%	94.9%			
17-Sep	SAT	9/17	MINNEAPOLIS P&DC	62.8%	87.9%	87.8%	94.7%	0.3	99.9%	100.0%	97.1%			
24-Sep	SAT	9/24	MINNEAPOLIS P&DC	67.7%	86.5%	91.9%	94.9%	0.2	100.0%	100.0%	95.8%			
1-Oct	SAT	10/1	MINNEAPOLIS P&DC	62.9%	84.2%	82.0%	95.7%	0.4	100.0%	100.0%	93.6%	72.8%		

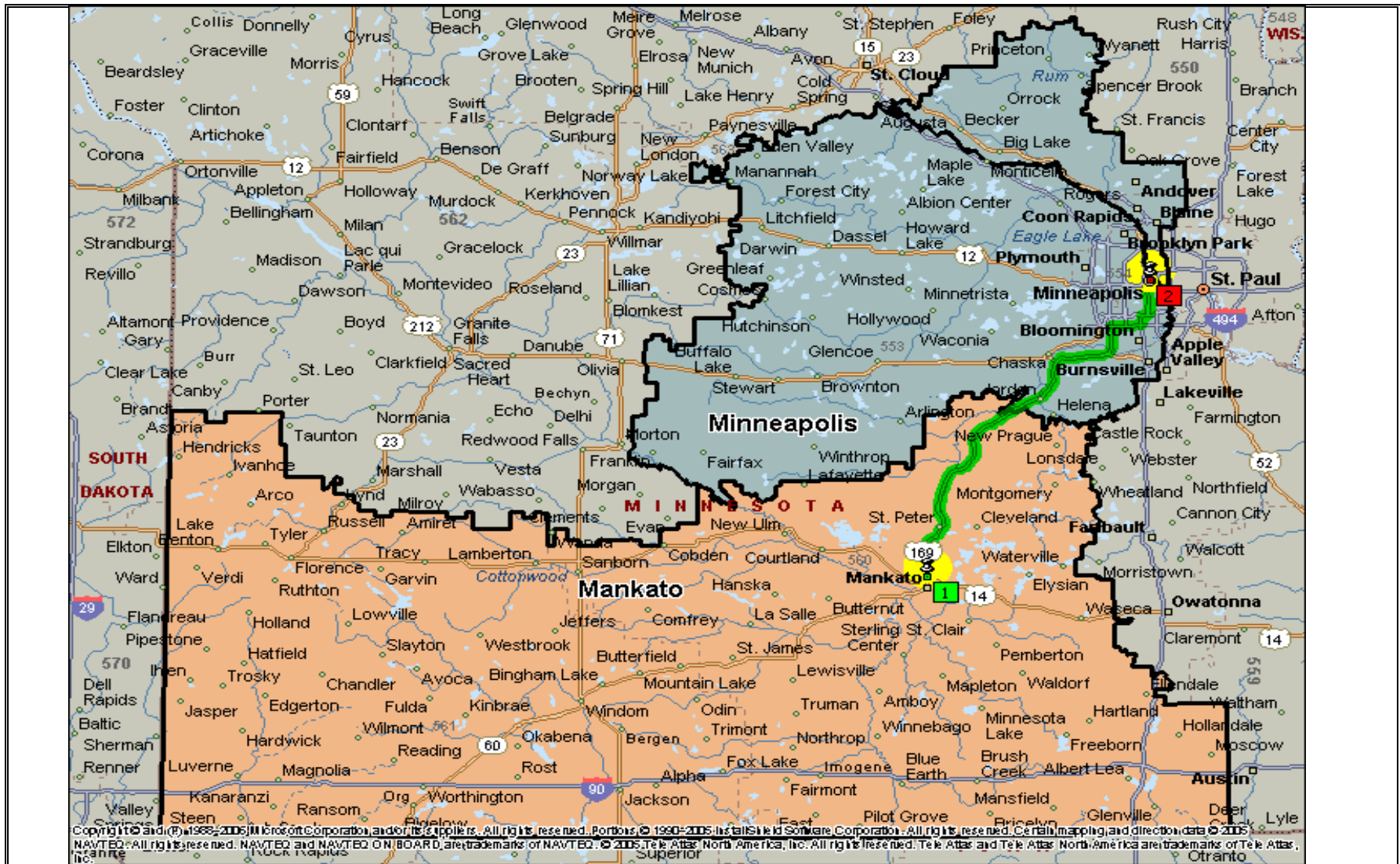
rev 04/2/2008

MAP

Last Saved: February 19, 2012

Losing Facility Name and Type: Mankato MN CSMPC
 Current 3D ZIP Code(s): 560, 561
 Miles to Gaining Facility: 81

Gaining Facility Name and Type: Minneapolis MN P&DC
 Current 3D ZIP Code(s): 553-555



Service Standard Impacts

Last Saved: February 19, 2012

Losing Facility: Mankato MN CSMPC

Losing Facility 3D ZIP Code(s): 560, 561

Gaining Facility 3D ZIP Code(s): 553-555

Based on report prepared by Network Integration Support dated: mm/dd/yyyy

Service Standard Changes - Average Daily Volume (data obtained from ODIS is derived from sampling and may vary from actual volume)																
	FCM						PRI		PER *		STD *		PSVC		ALL CLASSES	
	Overnight	% Change	All Others	% Change	Total	% Change	All	% Change	All	% Change	All	% Change	All	% Change	All	% Change
UPGRADE																
DOWNGRADE																
TOTAL																
NET UP+NO CHNG																
VOLUME TOTAL																

* - Periodical and Standard mail origin 3-digit ZIP Code to destination 3-digit ZIP Code volume is not available

Selected summary fields are transferred to the *Executive Summary*

Service Standard Changes - Pairs																
	FCM						PRI		PER		STD		PSVC		ALL CLASSES	
	Overnight	% Change	All Others	% Change	Total	% Change	All	% Change	All	% Change	All	% Change	All	% Change	All	% Change
UPGRADE																
DOWNGRADE																
TOTAL																
NET																

Stakeholders Notification

(WorkBook Tab Notification - 1)

Last Saved: February 19, 2012

Stakeholder Notification Page 1

Losing Facility: Mankato MN CSMPC

AMP Event: Start of Study

Workhour Costs - Current

Last Saved: February 19, 2012

Losing Facility: **Mankato MN CSMP**

Gaining Facility: **Minneapolis MN P&DC**

Date Range of Data: 07/01/10 <<==== >>>> 06/30/11

Losing Current Workhour Rate by LDC		
LDC	Function 1	Function 4
11	\$42.89	\$0.00
12	\$48.00	\$35.62
13	\$38.70	\$38.51
14	\$47.96	\$90.29
15	\$29.49	\$42.35
16	\$0.00	\$0.00
17	\$41.76	\$0.00
18	\$37.46	\$35.28

Gaining Current Workhour Rate by LDC		
LDC	Function 1	Function 4
11	\$45.82	\$0.00
12	\$53.86	\$34.28
13	\$39.85	\$30.86
14	\$41.60	\$0.00
15	\$37.44	\$183.10
16	\$0.00	\$0.00
17	\$41.42	\$0.00
18	\$38.10	\$34.74

(1) Current Operation Numbers	(2) % Moved to Gaining	(3) Current Annual FHP Volume	(4) Current Annual TPH or NATPH Volume	(5) Current Annual Workhours	(6) Current Productivity (TPH or NATPH)	(7) Current Annual Workhour Costs
002	100.0%					\$996
010	100.0%					\$52,274
014	100.0%					\$30,294
015	100.0%					\$113,233
021	100.0%					\$0
022	100.0%					\$0
030	100.0%					\$317,196
033	100.0%					\$178
035	100.0%					\$391,381
040	100.0%					\$319
044	100.0%					\$162,018
050	100.0%					\$0
060	100.0%					\$46,226
064	100.0%					\$3,813
066	100.0%					\$0
074	100.0%					\$90,487
084	100.0%					\$17,468
110	100.0%					\$70,098
115	100.0%					\$1,921
122	100.0%					\$89,747
126	100.0%					\$5,245
150	100.0%					\$2,165
170	100.0%					\$1,991
180	100.0%					\$56,715
185	30.0%					\$131,348
200	100.0%					\$7,601
208	100.0%					\$0
230	100.0%					\$210,077
231	100.0%					\$225,687
235	61.0%					\$435,458
255	100.0%					\$255
256	100.0%					\$0
257	100.0%					\$90,009
259	100.0%					\$124,776
264	100.0%					\$264
271	100.0%					\$407,155
281	100.0%					\$9,643
331	100.0%					\$102,920
334	100.0%					\$1,820
336	100.0%					\$729,832

(8) Current Operation Numbers	(9) % Moved to Losing	(10) Current Annual FHP Volume	(11) Current Annual TPH or NATPH Volume	(12) Current Annual Workhours	(13) Current Productivity (TPH or NATPH)	(14) Current Annual Workhour Costs
] 002						\$1,019
] 010						\$445,200
] 014						\$75,071
] 015						\$382,724
] 021						\$118,144
] 022						\$51
] 030						\$1,758,256
] 030dup						
] 035						\$2,159,996
] 040						\$175,720
] 044						\$326,421
] 324						\$1,560,025
] 060						\$280,157
] 074						\$236,099
] 066						\$11,640
] 074dup						
] 084						\$2,370
] 110						\$3,444
] 115						\$0
] 122						\$103,913
] 126						\$984,139
] 150						\$10,922
] 170						\$132,491
] 180						\$2,550,232
] 185						\$44,780
] 200						\$413,353
] 209						\$244,261
] 230						\$222,254
] 231						\$2,488,813
] 235						\$443,515
] 200dup						
] 200dup						
] 200dup						
] 324dup						
] 894						\$468,777
] 271						\$757,695
] 481						\$1,616,243
] 401						\$924,526
] 404						\$115,966
] 406						\$2,275,984

Workhour Costs - Proposed

Last Saved: February 19, 2012

Losing Facility: Mankato MN CSMPC

Gaining Facility: Minneapolis MN P&DC

(1) Proposed Operation Numbers	(2) Proposed Annual FHP Volume	(3) Proposed Annual TPH or NATPH Volume	(4) Proposed Annual Workhours	(5) Proposed Productivity (TPH or NATPH)	(6) Proposed Annual Workhour Costs
002					\$0
010					\$0
014					\$0
015					\$0
021					\$0
022					\$0
030					\$0
033					\$0
035					\$0
040					\$0
044					\$0
050					\$0
060					\$0
064					\$0
066					\$0
074					\$0
084					\$0
110					\$0
115					\$0
122					\$0
126					\$0
150					\$0
170					\$0
180					\$0
185					\$91,944
200					\$0
208					\$0
230					\$0
231					\$0
235					\$169,829
255					\$0
256					\$0
257					\$0
259					\$0
264					\$0
271					\$0
281					\$0
331					\$0
334					\$0
336					\$0
468					\$0
481					\$0
549					\$0
554					\$0
560					\$0
585					\$70,085
586					\$34,407
607					\$0
612					\$0

(7) Proposed Operation Numbers	(8) Proposed Annual FHP Volume	(9) Proposed Annual TPH or NATPH Volume	(10) Proposed Annual Workhours	(11) Proposed Productivity (TPH or NATPH)	(12) Proposed Annual Workhour Costs
002					\$2,006
010					\$497,042
014					\$105,114
015					\$440,315
021					\$118,144
022					\$51
030					\$2,007,702
030dup					\$0
035					\$2,354,068
040					\$174,231
044					\$459,474
324					\$1,640,129
060					\$316,249
074					\$311,770
066					\$8,067
074dup					\$0
084					\$19,693
110					\$45,706
115					\$0
122					\$192,918
126					\$989,341
150					\$12,634
170					\$132,841
180					\$2,606,477
185					\$83,858
200					\$522,501
209					\$244,261
230					\$430,594
231					\$2,708,386
235					\$706,948
200dup					\$0
200dup					\$0
200dup					\$0
324dup					\$0
894					\$669,340
271					\$843,559
481					\$1,898,878
401					\$928,489
404					\$118,671
406					\$2,983,064
468					\$0
481dup					\$0
549					\$15,684
554					\$343,176
560					\$190,414
585					\$503,372
586					\$19,968
607					\$639,537
612					\$51,197

Other Workhour Move Analysis

Last Saved: February 19, 2012

Losing Facility: Mankato MN CSMPC

Gaining Facility: Minneapolis MN P&DC

Date Range of Data: 07/01/10 to 06/30/11

Current Other Craft Workhours

Losing Facility					Gaining Facility				
Current MODS Operation Number	Percent Moved to Gaining (%)	Reduction Due to EoS (%)	Current Annual Workhours	Current Annual Workhour Cost (\$)	Current MODS Operation Number	Percent Moved to Losing (%)	Reduction Due to EoS (%)	Current Annual Workhours	Current Annual Workhour Cost (\$)
616	0.0%	100.0%		\$37,430	616				\$60,982
624	0.0%	100.0%		\$2,106	624				\$37,364
745	0.0%	100.0%		\$139,632	745				\$1,006,031
747	0.0%	57.1%		\$657,822	747				\$3,520,479
750	0.0%	100.0%		\$897,873	750				\$8,216,145
753	0.0%	100.0%		\$414,057	753				\$1,236,342
354				\$341	354				\$0
355				\$748	355				\$13,751
515				\$1,161	515				\$0
544				\$13,765	544				\$0
550				\$34,641	550				\$198
558				\$160,935	558				\$0
568				\$177,566	568				\$0
579				\$8,289	579				\$0
582				\$356	582				\$0
613				\$1,269	613				\$0
621				\$15,123	621				\$0
631				\$26	631				\$0
632				\$4,120	632				\$0
638				\$614	638				\$0
647				\$73,180	647				\$0
678				\$32,820	678				\$0
709				\$0	709				\$0
721				\$2,133,631	721				\$0
722				\$1,024,714	722				\$0
731				\$64,634	731				\$0
741				\$87	741				\$0
742				\$54,152	742				\$0
743				\$379	743				\$0
744				\$62,531	744				\$477
756				\$205,889	756				\$0
794				\$14,624	794				\$0
					566				\$118,343
					581				\$286,956
					614				\$77,609
					615				\$650
					617				\$30,728
					634				\$518
					653				\$0
					665				\$73,442
					666				\$77,811
					668				\$754,415
					679				\$204,045
					748				\$2
					749				\$1,482,625
					752				\$6
					754				\$1,971,453
					761				\$20,576
					763				\$62,564
					765				\$180
					766				\$6,236,000

Proposed Other Craft Workhours

Losing Facility			Gaining Facility		
Proposed MODS Operation Number	Proposed Annual Workhours	Proposed Annual Workhour Cost (\$)	Proposed MODS Operation Number	Proposed Annual Workhours	Proposed Annual Workhour Cost (\$)
616		\$0	616		\$60,982
624		\$0	624		\$37,364
745		\$0	745		\$1,006,031
747		\$282,206	747		\$3,520,479
750		\$0	750		\$8,216,145
753		\$0	753		\$1,236,342
354		\$341	354		\$0
355		\$748	355		\$13,751
515		\$1,161	515		\$0
544		\$13,765	544		\$0
550		\$34,641	550		\$198
558		\$160,935	558		\$0
568		\$177,566	568		\$0
579		\$8,289	579		\$0
582		\$356	582		\$1
613		\$1,269	613		\$0
621		\$15,123	621		\$0
631		\$26	631		\$0
632		\$4,120	632		\$0
638		\$614	638		\$0
647		\$73,180	647		\$0
678		\$32,820	678		\$0
709		\$0	709		\$0
721		\$2,133,631	721		\$0
722		\$1,024,714	722		\$0
731		\$64,634	731		\$0
741		\$87	741		\$0
742		\$54,152	742		\$0
743		\$379	743		\$0
744		\$62,531	744		\$477
756		\$205,889	756		\$0
794		\$14,624	794		\$0
			566		\$118,343
			581		\$286,956
			614		\$77,609
			615		\$650
			617		\$30,728
			634		\$518
			653		\$0
			665		\$73,442
			666		\$77,811
			668		\$754,415
			679		\$204,045
			748		\$2
			749		\$1,482,625
			752		\$6
			754		\$1,971,453
			761		\$20,576
			763		\$62,564
			765		\$180
			766		\$6,236,000

Staffing - Management

Last Saved: February 19, 2012

Losing Facility: Mankato MN CSMPC

Data Extraction Date: 11/02/11

Finance Number: 266000

Management Positions						
Line	(1) Position Title	(2) Level	(3) Current Auth Staffing	(4) Current On-Rolls	(5) Proposed Staffing	(6) Difference
1	POSTMASTER (F)	EAS-24	1	1	1	0
2	MGR MAIL PROCESSING OPERATIONS	EAS-19	1	1	0	-1
3	MGR MAINTENANCE	EAS-18	1	1	0	-1
4	SUPV CUSTOMER SERVICES	EAS-17	3	3	3	0
5	SUPV DISTRIBUTION OPERATIONS	EAS-17	3	3	0	-3
6	SUPV MAINTENANCE OPERATIONS	EAS-17	1	0	0	0
7						
8						
9						
10						
11						
12						
13						
14						
15						
16						
17						
18						
19						
20						
21						
22						
23						
24						
25						
26						
27						
28						
29						
30						
31						

44					
45					
46					
47					
48					
49					
50					
51					
52					
53					
54					
55					
56					
57					
58					
59					
60					
61					
62					
63					
64					
65					
66					
67					
68					
69					
70					
71					
72					
73					
74					
75					
76					
77					
78					
79					
	Totals		10	9	4
					(5)

Retirement Eligibles: 1

Position Loss: 5

Management Positions						
Line	(12) Position Title	(13) Level	(14) Current Auth Staffing	(15) Current On-Rolls	(16) Proposed Staffing	(17) Difference
1	SR PLANT MANAGER (1)	PCES-01	1	1	1	0
2	MGR IN-PLANT SUPPORT	EAS-25	1	1	1	0
3	MGR MAINTENANCE (LEAD)	EAS-25	1	1	1	0
4	SR MGR DISTRIBUTION OPERATIONS	EAS-25	1	1	1	0
5	MGR DISTRIBUTION OPERATIONS	EAS-24	5	5	5	0
6	MGR MAINTENANCE OPERATIONS	EAS-23	4	4	4	0
7	MGR TRANSPORTATION/NETWORKS	EAS-23	1	1	1	0
8	OPERATIONS INDUSTRIAL ENGINEER (FI	EAS-22	3	2	2	0
9	MGR MAINT ENGINEERING SUPPORT	EAS-20	1	1	1	0
10	MGR MAINTENANCE OPERATIONS SUPPT	EAS-20	1	1	1	0
11	OPERATIONS SUPPORT SPECIALIST	EAS-20	1	0	0	0
12	MAINTENANCE ENGINEERING SPECIALIST	EAS-19	3	3	3	0
13	MGR FIELD MAINT OPRNS (LEAD)	EAS-19	1	0	0	0
14	MGR PVS OPERATIONS	EAS-19	1	1	1	0
15	NETWORKS SPECIALIST	EAS-18	1	1	1	0
16	OPERATIONS SUPPORT SPECIALIST	EAS-18	3	3	3	0
17	OPERATIONS SUPPORT SPECIALIST	EAS-17	6	5	5	0
18	SUPV DISTRIBUTION OPERATIONS	EAS-17	35	33	34	1
19	SUPV MAINTENANCE OPERATIONS	EAS-17	14	14	14	0
20	SUPV TRANSPORTATION OPERATIONS	EAS-17	5	4	4	0
21	NETWORKS SPECIALIST	EAS-16	0	1	1	0
22	SECRETARY (FLD)	EAS-12	1	1	1	0
23						
24						
25						
26						
27						
28						
29						
30						
31						
32						
33						
34						

47						
48						
49						
50						
51						
52						
53						
54						
55						
56						
57						
58						
59						
60						
61						
62						
63						
64						
65						
66						
67						
68						
69						
70						
71						
72						
73						
74						
75						
76						
77						
78						
79						
	Total		90	84	85	1

Retirement Eligibles: 46

Position Loss: **(1)**

Total PCES/EAS Position Loss: 4 (This number carried forward to the *Executive Summary*)

rev 11/05/2008

Staffing - Craft

Last Saved: February 19, 2012

Lossing Facility: Mankato MN CSMPC

Finance Number: 266000

Data Extraction Date: 09/20/11

Craft Positions	(1) Casuals/PSEs On-Rolls	(2) Part Time On-Rolls	(3) Full Time On-Rolls	(4) Total On-Rolls	(5) Total Proposed	(6) Difference
Function 1 - Clerk	4	0	57	61	5	(56)
Function 4 - Clerk	1	0	13	14	14	0
Function 1 - Mail Handler	0	1	14	15	3	(12)
Function 4 - Mail Handler	0	0	0			
Function 1 & 4 Sub-Total	5	1	84	90	22	(68)
Function 3A - Vehicle Service	0	0	0			
Function 3B - Maintenance	1	0	26	27	4	(23)
Functions 67-69 - Lmtd/Rehab/WC	0	0	2	2	0	(2)
Other Functions	0	4	51	55	55	0
Total	6	5	163	174	81	(93)

Retirement Eligibles: 66

Gaining Facility: Minneapolis MN P&DC

Finance Number: 266362

Data Extraction Date: 11/30/11

Craft Positions	(7) Casuals/PSEs On-Rolls	(8) Part Time On-Rolls	(9) Full Time On-Rolls	(10) Total On-Rolls	(11) Total Proposed	(12) Difference
Function 1 - Clerk	0	0	645	645	668	23
Function 1 - Mail Handler	0	10	182	192	199	7
Function 1 Sub-Total	0	10	827	837	867	30
Function 3A - Vehicle Service	1	0	77	78	79	1
Function 3B - Maintenance	0	0	238	238	245	7
Functions 67-69 - Lmtd/Rehab/WC	0	0	15	15	16	1
Other Functions	0	0	5	5	5	0
Total	1	10	1,162	1,173	1,212	39

Retirement Eligibles: 445

Total Craft Position Loss: 54 (This number carried forward to the *Executive Summary*)

(13) Notes: The MPLS P&DC currently has Total On the Rolls: F1:645 Clk & 192 MH; F3B: 238; F67:15.

Proposed staffing should reflect 23 Clks, 7 MHs, 2 F3B, from Mankato. Total gaining site: 865 F1, 242 F3B. Craft position loss totalling 59.

(11-30-11cv WebCOINS Craft repulled at Mpls' request.)

rev 11/05/2008

Maintenance

Last Saved: February 19, 2012

Losing Facility: Mankato MN CSMPC

Gaining Facility: Minneapolis MN P&DC

Date Range of Data: Jul-01-2010 : Jun-30-2011

	(1) Current Cost	(2) Proposed Cost	(3) Difference
Workhour Activity			
LDC 36 Mail Processing Equipment	\$ 897,873	\$ 0	\$ (897,873)
LDC 37 Building Equipment	\$ 414,057	\$ 0	\$ (414,057)
LDC 38 Building Services <i>(Custodial Cleaning)</i>	\$ 657,822	\$ 282,206	\$ (375,617)
LDC 39 Maintenance Operations Support	\$ 179,168	\$ 0	\$ (179,168)
LDC 93 Maintenance Training	\$ 9,120	\$ 0	\$ (9,120)
Workhour Cost Subtotal	\$ 2,158,041	\$ 282,206	\$ (1,875,835)
Other Related Maintenance & Facility Costs			
Total Maintenance Parts, Supplies & Facility Utilities	\$ 403,901	\$ 230,093	\$ (173,808)
Adjustments <i>(from "Other Curr vs Prop" tab)</i>	\$	\$ 0	
Grand Total	\$ 2,561,942	\$ 512,299	\$ (2,049,643)

	(4) Current Cost	(5) Proposed Cost	(6) Difference
Workhour Activity			
LDC 36 Mail Processing Equipment	\$ 8,216,151	\$ 8,216,151	\$ 0
LDC 37 Building Equipment	\$ 3,207,795	\$ 3,207,795	\$ 0
LDC 38 Building Services <i>(Custodial Cleaning)</i>	\$ 5,003,107	\$ 5,003,107	\$ 0
LDC 39 Maintenance Operations Support	\$ 1,104,894	\$ 1,104,894	\$ 0
LDC 93 Maintenance Training	\$ 254,417	\$ 258,479	\$ 4,062
Workhour Cost Subtotal	\$ 17,786,364	\$ 17,790,425	\$ 4,062
Other Related Maintenance & Facility Costs			
Total Maintenance Parts, Supplies & Facility Utilities	\$ 3,459,335	\$ 3,459,335	\$ 0
Adjustments <i>(from "Other Curr vs Prop" tab)</i>	\$	\$ 551,095	
Grand Total	\$ 21,245,699	\$ 21,800,856	\$ 555,157

Annual Maintenance Savings: \$1,494,486 (This number carried forward to the Executive Summary)

(7) Notes: _____

Transportation - PVS
Last Saved: February 19, 2012

Losing Facility: Mankato MN CSMPC
Finance Number: 266000
Date Range of Data: 07/01/10 -- to -- 06/30/11

Gaining Facility: Minneapolis MN P&DC
Finance Number: 266362

	(1) Current	(2) Proposed	(3) Difference
PVS Owned Equipment			
Seven Ton Trucks			0
Eleven Ton Trucks			0
Single Axle Tractors			0
Tandem Axle Tractors			0
Spotters			0
PVS Transportation			
Total Number of Schedules			0
Total Annual Mileage			0
Total Mileage Costs			\$0
PVS Leases			
Total Vehicles Leased			0
Total Lease Costs			\$0
PVS Workhour Costs			
LDC 31 (617, 679, 764)	\$0	\$0	\$0
LDC 34 (765, 766)	\$0	\$0	\$0
Adjustments (from "Other Curr vs Prop" tab)		\$0	
Total Workhour Costs	\$0	\$0	\$0

	(4) Current	(5) Proposed	(6) Difference
PVS Owned Equipment			
Seven Ton Trucks			0
Eleven Ton Trucks			0
Single Axle Tractors			0
Tandem Axle Tractors			0
Spotters			0
PVS Transportation			
Total Number of Schedules			0
Total Annual Mileage			0
Total Mileage Costs			\$0
PVS Leases			
Total Vehicles Leased			0
Total Lease Costs			\$0
PVS Workhour Costs			
LDC 31 (617, 679, 764)	\$234,773	\$234,773	\$0
LDC 34 (765, 766)	\$6,236,180	\$6,236,180	\$0
Adjustments (from "Other Curr vs Prop" tab)		\$0	
Total Workhour Costs	\$6,470,953	\$6,470,953	\$0

PVS Transportation Savings (Losing Facility):

PVS Transportation Savings (Gaining Facility):

Total PVS Transportation Savings: <<== (This number is summed with Total from 'Trans-HCR' and carried forward to the Executive Summary as Transportation Savings)

(7) Notes: _____

1	2	3	4	5	6	7
Route Numbers	Current Annual Mileage	Current Annual Cost	Current Cost per Mile	Proposed Annual Mileage	Proposed Annual Cost	Proposed Cost per Mile
Totals	4,444,373			4,100,017		

8	9	10	11	12	13	14
Route Numbers	Current Annual Mileage	Current Annual Cost	Current Cost per Mile	Proposed Annual Mileage	Proposed Annual Cost	Proposed Cost per Mile
Totals	0			0		

Proposed Trip Impacts	Current Losing	Moving to Gain (-)	Other Changes (+/-)	Trips from Gaining	Proposed Result

Proposed Trip Impacts	Current Gaining	Moving to Lose (-)	Other Changes (+/-)	Trips from Losing	Proposed Result

HCR Annual Savings (Losing Facility): \$238,608

HCR Annual Savings (Gaining Facility): \$0

Total HCR Transportation Savings: \$238,608

<<== (This number is summed with Total from 'Trans-PVS' and carried forward to the Executive Summary as Transportation Savings)

Distribution Changes

Last Saved: February 19, 2012

Losing Facility: Mankato MN CSMPC

Type of Distribution to Consolidate Orig & Dest

Indicate each DMM labeling list affected by placing an "X" to the left of the list.

DMM L001	DMM L011
<input checked="" type="checkbox"/> DMM L002	<input checked="" type="checkbox"/> DMM L201
DMM L003	DMM L601
DMM L004	DMM L602
<input checked="" type="checkbox"/> DMM L005	DMM L603
DMM L006	DMM L604
DMM L007	DMM L605
DMM L008	DMM L606
DMM L009	<input checked="" type="checkbox"/> DMM L607
DMM L010	DMM L801

If revisions to DMM L005 or DMM L201 are needed, indicate proposed DMM label change below.

From:		
Action Code*	Column A - 3-Digit ZIP Code Prefix Group	Column B - Label to
To:		
Action Code*	Column A - 3-Digit ZIP Code Prefix Group	Column B - Label to

*Action Codes: A=add D=delete CF=change from CT=change to

Important Note: Section 2 & 3 illustrate possible changes to DMM labeling lists. Section 2 relates to consolidation of Destination Operations. Section 3 pertains to Originating Operations. The Area Distribution Network group will submit appropriate requests for DMM changes after AMP approval.

(3) DMM Labeling List L201 - Periodicals Origin Split

Action Code*	Column A - Entry ZIP Codes	Column B - 3-Digit ZIP Code Destinations	Column C - Label to
Action Code*	Column A - Entry ZIP Codes	Column B - 3-Digit ZIP Code Destinations	Column C - Label to
Action Code*	Column A - Entry ZIP Codes	Column B - 3-Digit ZIP Code Destinations	Column C - Label to
Action Code*	Column A - Entry ZIP Codes	Column B - 3-Digit ZIP Code Destinations	Column C - Label to

*Action Codes: A=add D=delete CF=change from CT=change to

(4) Drop Shipments for Destination Entry Discounts - FAST Appointment Summary Report

Month	Losing/Gaining	NASS Code	Facility Name	Total Sched Appts	No-Show		Late Arrival		Open		Closed		Unsched Count
					Count	%	Count	%	Count	%	Count	%	
Sep'11	Losing Facility	560	Mankato	181	21	12%	52	29%	0	0%	160	88%	0
Oct'11	Losing Facility	560	Mankato	210	31	15%	84	40%	0	0%	179	85%	1
Sep'11	Gaining Facility	553	Minneapolis	306	61	20%	52	17%	0	0%	244	80%	9
Oct'11	Gaining Facility	553	Minneapolis	317	67	21%	54	17%	0	0%	250	79%	11

(5) Notes

MPE Inventory

Last Saved: February 19, 2012

Losing Facility: Mankato MN CSMPC

Gaining Facility: Minneapolis MN P&DC

Data Extraction Date: 01/12/12

Equipment Type	(1) Current Number	(2) Proposed Number	(3) Difference
AFCS	2	0	(2)
AFCS200	0	0	0
AFSM - ALL	1	0	(1)
APPS	0	0	0
CIOSS	0	0	0
CSBCS	0	0	0
DBCS	1	0	(1)
DBCS-OSS	3	0	(3)
DIOSS	2	0	(2)
FSS	0	0	0
SPBS	0	0	0
UFSM	0	0	0
FC / MICRO MARK	0	0	0
ROBOT GANTRY	0	0	0
HSTS / HSUS	0	0	0
LCTS / LCUS	1	0	(1)
LIPS	1	0	(1)
MPBCS-OSS	0	0	0
TABBER	0	0	0
PIV	4	4	0
LCREM	0	0	0

Equipment Type	(4) Current Number	(5) Proposed Number	(6) Difference	(7) Equipment Change	(8) Relocation Costs
AFCS	7	9	2	0	\$30,000
AFCS200		0	0	0	
AFSM - ALL	4	4	0	(1)	
APPS		0	0	0	
CIOSS	2	2	0	0	
CSBCS		0	0	0	
DBCS	44	29	(15)	(16)	
DBCS-OSS				#VALUE!	
DIOSS	10	13	3	1	\$8,392
FSS		0	0	0	
SPBS	1	1	0	0	
UFSM		0	0	0	
FC / MICRO MARK		0	0	0	
ROBOT GANTRY		0	0	0	
HSTS / HSUS		0	0	0	
LCTS / LCUS	1	1	0	(1)	
LIPS		0	0	(1)	
MPBCS-OSS		0	0	0	
TABBER	1	1	0	0	
PIV	95	95	0	0	
LCREM	1	1	0	0	

Mail Processing Equipment Relocation Costs from Losing to Gaining Facility: \$38,392 (This number is carried forward to *Space Evaluation and Other Costs*)

(9) Notes: 11/16/11-cv MPE Inventories were adjusted per email from Greg Zierhut

01-12-12 - TRK-MPE Inventories were adjusted based on HQ approved equipment sets. Note: APPS at NDC

Relocation costs for the other 2 DBCSs are in the St Cloud study.

rev 03/04/2008

Customer Service Issues

Last Saved: February 19, 2012

Losing Facility: Mankato MN CSMPC

5-Digit ZIP Code: 56001

Data Extraction Date: 10/18/11

1. Collection Points

Number picked up before 1 p.m.
 Number picked up between 1-5 p.m.
 Number picked up after 5 p.m.
 Total Number of Collection Points

3-Digit ZIP Code: 560		3-Digit ZIP Code: 561		3-Digit ZIP Code:		3-Digit ZIP Code:	
Current		Current		Current		Current	
Mon. - Fri.	Sat.	Mon. - Fri.	Sat.	Mon. - Fri.	Sat.	Mon. - Fri.	Sat.
6	43	5	54				
196	137	136	72				
42	36	14	26				
244	216	155	152	0	0	0	0

2. How many collection boxes are designated for "local delivery"?

0

3. How many "local delivery" boxes will be removed as a result of AMP?

0

4. Delivery Performance Report

% Carriers returning before 5 p.m.

Quarter/FY	Percent
QTR 3 FY11	79.10%
QTR 2 FY11	74.10%
QTR 1 FY11	73.10%
QTR 4 FY10	81.80%

5. Retail Unit Inside Losing Facility (Window Service Times)

	Current		Proposed	
	Start	End	Start	End
Monday	8:30	17:00	8:30	17:00
Tuesday	8:30	17:00	8:30	17:00
Wednesday	8:30	17:00	8:30	17:00
Thursday	8:30	17:00	8:30	17:00
Friday	8:30	17:00	8:30	17:00
Saturday	9:00	12:00	9:00	12:00

6. Business (Bulk) Mail Acceptance Hours

	Current		Proposed	
	Start	End	Start	End
Monday	8:00	17:00	8:00	17:00
Tuesday	8:00	17:00	8:00	17:00
Wednesday	8:00	17:00	8:00	17:00
Thursday	8:00	17:00	8:00	17:00
Friday	8:00	17:00	8:00	17:00
Saturday	Closed	Closed	Closed	Closed

7. Can customers obtain a local postmark in accordance with applicable policies in the *Postal Operations Manual*?

Y

8. Notes: To make CET at Minneapolis, it is necessary for remote offices final dispatch to occur prior to office closing at the offices noted in the narrative:

Gaining Facility: Minneapolis MN P&DC

9. What postmark will be printed on collection mail?

Line 1 Minneapolis MN 554

Line 2 _____

rev 6/18/2008

Space Evaluation and Other Costs

Last Saved: February 19, 2012

Losing Facility: Mankato MN CSMPC

Space Evaluation

1. Affected Facility

Facility Name: Mankato MN CSMPC
Street Address: 851 Summit Ave
City, State ZIP: Mankato MN 56001

2. Lease Information. (If not leased skip to 3 below.)

Enter annual lease cost: Owned
Enter lease expiration date: _____
Enter lease options/terms: _____

3. Current Square Footage

Enter the total interior square footage of the facility: 65,417 sq ft
Enter gained square footage expected with the AMP: 57666 sq. ft.

4. Planned use for acquired space from approved AMP

The Mankato facility will be a transfer hub. Remaining space will be turned over to FSO for
determination of best use.

5. Facility Costs

Enter any projected one-time facility costs: \$257,323
(This number shown below under One-Time Costs section.)

6. Savings Information

Space Savings (\$): _____
(This number carried forward to the *Executive Summary*)

7. Notes One-time costs include MPLS P&DC facility modifications to accommodate 3 additional
DIOSS and 2 additional AFCS machines, removal of 15 DBCS Phase 1 machines, expansion to
loose mail system, move of 5 DBCS within the MPLS Facility, the addition of two spirals and lighting.

One-Time Costs

Employee Relocation Costs: _____

Mail Processing Equipment Relocation Costs: \$38,392
(from MPE Inventory)

Facility Costs: \$257,323
(from above)

Total One-Time Costs: \$295,715
(This number carried forward to *Executive Summary*)

Remote Encoding Center Cost per 1000

Losing Facility: Mankato MN CSMPC

Gaining Facility: Minneapolis MN P&DC