

















SOCIAL SECURITY ADMINISTRATION

GOALS ACHIEVED	OVERALL GRADE
1/5	<ul style="list-style-type: none"> • SSA exceeded the 23% Government-wide goal, but did not achieve its goal • SSA also exceeded its HUBZone goal • Although SSA did not meet its SDB, WOSB, and SDVOSB goals, it did make progress in the SDB and SDVOSB

SMALL BUSINESS GRADE				
	FY2006/FY2007 % GOAL	FY2006 SMALL BUSINESS ACHIEVEMENTS	FY2007 SMALL BUSINESS ACHIEVEMENTS	ACHIEVEMENT PROGRESS
 YELLOW	33.82%	31.76% (\$258,708,715)	31.96% (\$250,412,644)	 GREEN

SOCIO-ECONOMIC GRADES				
	FY2006/FY2007 % GOAL	FY2006 SMALL BUSINESS ACHIEVEMENTS	FY2007 SMALL BUSINESS ACHIEVEMENTS	ACHIEVEMENT PROGRESS
SDB  RED	20.97%	9.17% (\$74,697,172)	11.14% (\$87,290,098)	 GREEN
WOSB  RED	5%	3.96% (\$32,279,052)	3.55% (\$27,831,996)	 RED
HUBZONE  GREEN	3%	2.32% (\$18,878,020)	3.05% (\$23,927,862)	 GREEN
SDVOSB  RED	3%	0.45% (\$3,673,369)	1.24% (\$9,689,149)	 GREEN

ACHIEVEMENT CRITERIA	
 GREEN	THE AGENCY MUST MEET 100% OF ITS GOAL
 YELLOW	THE AGENCY MUST MEET 90-99% OF ITS SMALL BUSINESS GOAL
 RED	THE AGENCY DID NOT MEET 90-99% OF ITS SMALL BUSINESS GOAL

ACHIEVEMENT PROGRESS CRITERIA	
 GREEN	THE AGENCY MUST HAVE MADE THEIR GOAL OR MADE PROGRESS IN UNMET GOAL SINCE FY2006 (DOLLARS, PERCENTAGE, OR 3 YEAR ACHIEVEMENT AVERAGE (FY2005-FY2007).
 YELLOW	THE AGENCY MUST MAKE PROGRESS IN UNMET GOAL. FY2007 GOAL ACHIEVEMENT DOLLARS OR PERCENTAGE IS WITHIN 10% OF FY2006 ACHIEVEMENT OR 3 YEAR ACHIEVEMENT AVERAGE (FY2005-FY2007).
 RED	THE AGENCY DID NOT MAKE PROGRESS IN UNMET GOAL