



# PUBLIC NOTICE

Federal Communications Commission  
445 12th St., S.W.  
Washington, D.C. 20554

News Media Information 202 / 418-0500  
Fax-On-Demand 202 / 418-2830  
TTY 202 / 418-2555  
Internet: <http://www.fcc.gov>  
<ftp.fcc.gov>

**DA 00-2368**  
**October 23, 2000**

## **AUCTION OF LICENSES FOR 800 MHz SPECIALIZED MOBILE RADIO (SMR) SERVICE FREQUENCIES IN THE LOWER 80 CHANNELS SCHEDULED FOR NOVEMBER 1, 2000**

### 28 Qualified Bidders

Report No. AUC-36-D (Auction No. 36)

In this *Public Notice*, the Federal Communications Commission (“FCC” or “Commission”) identifies 28 applicants found to be qualified to bid for the 2,800 licenses in the 800 MHz SMR Service lower 80 channels (“Auction No. 36”). Auction No. 36 is scheduled to begin on Wednesday, November 1, 2000. In addition, this *Public Notice* contains bidding instructions and other important information regarding Auction No. 36.

**Attachment A** lists each of the 28 qualified bidders, their upfront payments and maximum eligibility in bidding units.

**Attachment B** lists the licenses selected on each qualified bidder's FCC Form 175.

**Attachment C** lists those applicants that submitted FCC Form 175 applications, but did not qualify to bid in this auction.

**Attachment D** contains software downloading/installation instructions for participation in the mock auction.

**Attachment E** provides information on “How to Monitor the FCC Auction On-line,” and round results file formats for use during the auction.

**Attachment F** provides information on accessing the FCC network using Windows 95/98.

In order to participate effectively in the auction, qualified bidders should again familiarize themselves with

the auction rules and other information contained in the *Auction No. 36 Announcing Public Notice*.<sup>1</sup> This *Public Notice*, and other documents related to Auction No. 36, are available on the Commission's website, <http://www.fcc.gov/wtb/auctions>. The following information provides additional guidance.

**Registration.** Qualified bidders have been automatically registered for the auction. For security reasons, the Commission will confirm registration through two separate mailings of registration materials. Both mailings will be sent to the bidder's contact person at the contact address identified in the bidder's FCC Form 175 and each mailing will include confidential bidding codes. The second mailing will also include remote bidding system software, if ordered. Upon receipt of both mailings, each bidder should be in possession of the following information:

- FCC Account Number (as assigned by FCC)
- Bidder Identification Number
- Login ID
- Login Password
- Remote bidding system software and instruction booklet, (if purchased)
- FCC Bidder Line Telephone Number

**Qualified bidders are solely responsible for ensuring the security of their computer systems, the security of their bidding codes, and that only authorized bidders place bids on their behalf. The FCC assumes no responsibility or liability for these matters.**

**WARNING: Any unauthorized entity accessing or tampering with an FCC or other government computer will be prosecuted to the full extent of the law.**

Any qualified bidder listed in Attachment A of this *Public Notice* that has not received both registration mailings **by noon on Friday, October 27, 2000**, must contact the Auctions Hotline directly at (717) 338-2888. It is the responsibility of each qualified bidder to ensure that all registration information has been received.

**Note:** The bidding software included in the second registration mailing is not the same software used in the mock auction, and is specifically designed only for use in the actual auction event. Qualified bidders may download the mock auction software, as explained below.

**Bidding Code Replacement.** Lost Login IDs, Login Passwords and Bidder Identification Numbers can only be replaced at FCC Auction Headquarters, located at 445 12<sup>th</sup> Street, SW, Washington, D.C. If replacement is necessary, the authorized representative should immediately contact the technical support hotline to arrange for the generation of replacement bidding codes. Either an authorized representative or the certifying official, as designated on the applicant's FCC Form 175, must appear in person with two

---

<sup>1</sup> "Auction of Licenses for the 800 MHz Specialized Mobile Radio (SMR) Service Frequencies in the Lower 80 Channels; Auction Notice and Filing Requirements for 2,800 Licenses in the 800 MHz SMR Service Frequencies Lower 80 Channels; Auction Rescheduled from September 13, 2000 to November 1, 2000; Minimum Opening Bids and Other Procedural Issues," *Public Notice*, DA 00-1388 (released June 23, 2000) ("*Auction No. 36 Announcing Public Notice*").

forms of identification, at least one of which must be a photo ID.

**Electronic Bidding Software.** Only qualified bidders that have purchased the Commission's electronic bidding software will be permitted to bid electronically. The FCC Remote Bidding Software will not accept electronic bids from qualified bidders that have not purchased the bidding software. The software has been updated for Auction No. 36; therefore, **software from previous auctions will not work for this auction.** For backup purposes, bidders are advised to duplicate the electronic bidding software for use by each of its authorized bidders at different locations.

The FCC Remote Bidding System requires access to a 900 service telephone line. Bidders should verify in advance that the telephone systems they will be using to submit electronic bids permit access to 900 service telephone numbers, and should consult their telephone administrators if they need assistance.

**Bidding Contingency Plan.** Bidders should develop comprehensive contingency plans that can be quickly implemented if bidders experience difficulty participating in the auction. While the FCC will correct any problems within Commission-controlled facilities, bidders are solely responsible for anticipating and overcoming problems such as bidder technical failures, local telephone service interruptions, adverse local weather conditions, unavailability of authorized bidders, or the loss or breach of confidential security codes.

In their registration materials, all qualified bidders will be supplied with a telephone number for telephonic bidding. Bidders choosing not to bid electronically are required to use this telephone number to place bids. Electronic bidders may use this telephone number as an alternate method of bidding in the event they are unable to submit their bids electronically.

**Minimum Opening Bids.** There will be a minimum opening bid for each license in Auction No. 36, calculated in accordance with the formulas previously announced.<sup>2</sup> The minimum opening bid amount is subject to reduction at the discretion of the Commission. However, bidders should be aware that the Commission will not entertain requests to lower minimum opening bids. The agency will exercise its discretion, if at all, independent of any communications from bidders.

**Messages and Announcements.** The FCC will post pertinent auction information as messages and announcements on the FCC Remote Bidding System and on its Internet site. Bidders should routinely check for messages and announcements each time they enter the Remote Bidding System, and should read this information carefully.

**Bidding Schedule.** The bidding schedule for Wednesday, November 1, 2000, and continuing until further notice, will be:

|                |            |   |               |
|----------------|------------|---|---------------|
| Bidding Period | 9:00 a.m.  | - | 10:00 a.m. ET |
| Round Results  | 10:00 a.m. | - | 10:30 a.m. ET |
| Bidding Period | 2:00 p.m.  | - | 3:00 p.m. ET  |
| Round Results  | 3:00 p.m.  | - | 3:30 p.m. ET  |

The FCC will set the pace of the auction based upon its monitoring of the bidding and its assessment of the

---

<sup>2</sup> See Auction No. 36 Announcing Public Notice, Attachment A.

auction's progress. All schedule changes will be made by announcement during the course of the auction.

***Bidder Questions during the Auction.*** FCC auction officials and technical support staff will be available during the course of the auction to answer questions from authorized bidders. Bidders should identify themselves as a bidder with time sensitive auction questions when calling any number. Help can be obtained through the following telephone numbers:

|   |  |
|---|--|
| FCC Bidder Line<br>(telephonic bidding, auction conduct questions)                | Use telephonic bid number supplied in registration mailing |
| FCC Technical Support Hotline<br>(all technical questions, software and hardware) | (202) 414-1250   |
| FCC Auctions Division (legal questions)   | (202) 418-0660   |

***Monitoring Round Results.*** Attachment E (How to Monitor the FCC Auction On-Line) of this *Public Notice* provides instructions for reviewing and downloading round results, as well as other material related to Auction No. 36, released by the Commission during the course of the auction.

***Auction Tracking Tool (ATT).*** The FCC has developed a tool for tracking the results of its auctions. The ATT is a stand-alone application which runs on Windows 95-98 and NT operating systems and does not require any other software, although some advanced features require Microsoft Excel 97. The tool will allow users to import round result files and analyze bidding results after each round of the auction. For installation and user instructions, see the README file, the ATT User Manual or the on-line help system that accompany the ATT.

The ATT version specifically designed for Auction No. 36 will be available for downloading at noon on Friday, October 27, 2000 and should be used in both the mock auction and the actual auction. Also, a sample version of the tool from a previous auction is currently available for those individuals wishing to familiarize themselves with the ATT before the auction. Both versions are located at the auctions web site, <http://www.fcc.gov/wtb/auctions>. Under the "Auctions" menu section on the right, select **SMR 800 MHz Lower 80 Ch. (#36)**, and from the menu options select **Auction Tracking Tool** or **Sample Auction Tracking Tool**, as appropriate.

The ATT, provided to bidders free of charge, is an additional means of analyzing the auction round results. Bidders should have a back up strategy in place, which may be quickly implemented, should they experience technical difficulties with the tracking tool.

**User Requirements.** This software is designed to be used by a wide range of users. For most effective use of the tool, users should be familiar with:

- Microsoft Windows 95/98/NT
- Microsoft Excel 97
- The FCC simultaneous multiple round auction format

**Software and Hardware Requirements.** At a minimum, you will need the following:

- Microsoft Windows 95, 98 or NT.
- Up to 40-50 MB of available hard disk space. For the application itself, only 2-3 MB will be necessary, but the auction database can grow quite large.
- 16 MB RAM and Pentium™ based processor are required with 32 MB RAM and a Pentium™ 166 or higher strongly recommended.
- Some advanced features of the tool will require Microsoft Excel 97, but the majority of the tool's features can be used without Excel.

**Amendments to FCC Form 175s.** Applicants are responsible for maintaining the accuracy and completeness of information furnished in their FCC Form 175 and exhibits.<sup>3</sup> It is the staff's position that applicants should amend their applications within ten business days from the occurrence of a reportable change. Filers should make modifications to their FCC Form 175 electronically, and submit a letter briefly summarizing the changes to:

Louis Sigalos  
Deputy Chief, Auctions & Industry Analysis Division  
Wireless Telecommunications Bureau  
Federal Communications Commission  
Room 4-A668  
445 12<sup>th</sup> Street, SW  
Washington, DC 20554

with a copy to Nicole Oden, at the same address, Room 4-A337. As described in the Commission's rules, applicants may make only minor corrections to their FCC Form 175 applications (e.g., authorized bidder, fax number).<sup>4</sup> Major modifications (e.g., changing the markets applied for, changing control of the applicant, changing the certifying official) will not be accepted.<sup>5</sup>

**Due Diligence.** Bidders are reminded that they should continue to conduct due diligence examinations regarding incumbents and other legal developments with respect to the licenses for which they may bid during the course of the auction.<sup>6</sup>

**Mock Auction.** The FCC will conduct a mock auction on Monday, October 30, 2000, to allow qualified bidders to familiarize themselves with the electronic bidding software. Only qualified bidders will be permitted to participate in the mock auction. As in the actual auction, telephonic bidding will be available during the mock auction. Qualified bidders wishing to place bids telephonically should use the telephone number supplied in the Auction No. 36 registration materials. Pre-registration is not required to participate in the mock auction.

---

<sup>3</sup> 47 C.F.R. § 1.65.

<sup>4</sup> 47 C.F.R. § 1.2105(b).

<sup>5</sup> *Id.*

<sup>6</sup> *See Auction No. 36 Announcing Public Notice* at 11-12.

The mock auction will include all Auction No. 36 licenses, and will follow the rules governing the actual auction. The mock auction will be identified as Auction No. 74. The program will assume that each bidder applied for all 2,800 licenses. The program will also assume that each bidder submitted upfront payments of \$500,000 which corresponds to 500,000 bidding units. The auction will simulate the start of Stage One, so bidders will be required to be active on at least 80 percent of their bidding units, or risk having a waiver automatically applied unless bidding eligibility is reduced.

Electronic bidders participating in the mock auction are advised to review the software manual provided in the first mailing. For installation instructions, please refer to Attachment D of this *Public Notice*.

The mock auction bidding schedule for Monday, October 30, 2000 will be:

Round 1

|                |                            |
|----------------|----------------------------|
| Bidding Period | 9:00 a.m. - 10:00 a.m. ET  |
| Round Results  | 10:00 a.m. - 10:15 a.m. ET |

Round 2

|                |                            |
|----------------|----------------------------|
| Bidding Period | 11:00 a.m. - 12:00 p.m. ET |
| Round Results  | 12:00 p.m. - 12:15 p.m. ET |

Round 3

|                |                          |
|----------------|--------------------------|
| Bidding Period | 1:00 p.m. - 1:30 p.m. ET |
| Round Results  | 1:30 p.m. - 1:45 p.m. ET |

Round 4

|                |                          |
|----------------|--------------------------|
| Bidding Period | 2:00 p.m. - 2:30 p.m. ET |
| Round Results  | 2:30 p.m. - 2:45 p.m. ET |

Round 5

|                |                          |
|----------------|--------------------------|
| Bidding Period | 3:00 p.m. - 3:15 p.m. ET |
| Round Results  | 3:15 p.m. - 3:30 p.m. ET |

Round 6

|                |                          |
|----------------|--------------------------|
| Bidding Period | 4:00 p.m. - 4:15 p.m. ET |
| Round Results  | 4:15 p.m. - 4:30 p.m. ET |

Auction No. 36 bidders who wish to participate in the mock auction using electronic bidding must establish a Point-to-Point Protocol (PPP) connection to the FCC Auction Network through either an 800 or a 900 number, as selected through the mock auction software. (The FCC strongly encourages participants to test their ability to connect using the 900 number, in order to identify any potential problems such as a 900-number telephone block. There will be no access charge for the first minute of the 900-number connection time.)

When participants establish the PPP connection and start the Mock Bidding System, they will register for the mock auction by entering their FCC Account Number. The Login Name, Login Password, and Bidder Identification Number (BINs) will be pre-filled. Note: Pre-filled codes are used for the mock auction only.

For the actual auction, bidders must enter the confidential bidding codes supplied in the overnight mailings in order to access the bidding software.

Remote bidding software for the mock auction will be available via the FCC's Internet System by noon on Friday, October 27, 2000. See Attachment D of this *Public Notice* for downloading/installation instructions. This software is specifically designed for this simulation, and is not adaptable to any other FCC spectrum auction. As part of the software, the Commission has established a suggestion box and welcomes your comments regarding the software.

#### **OTHER IMPORTANT INFORMATION**

Long-Form Applications: Applicants that claim status as a small or very small business should be aware that at the long-form application stage, they will be subject to more extensive reporting requirements contained in the Commission's Part 1 ownership disclosure rule.<sup>7</sup> In addition, applicants with foreign ownership interests will be required to comply with 47 U.S.C. Section 310(b) at the long-form application stage.

For additional information regarding this *Public Notice*, please contact the following individuals of the Auctions & Industry Analysis Division at the Wireless Telecommunications Bureau: Linda Sanderson, Project Manager, (717) 338-2888, Jeff Crooks, Analyst, (202) 418-0660, or Nicole Oden, Attorney, (202) 418-0660. Questions about software or hardware should be directed to Technical Support at (202) 414-1250.

- FCC -

---

<sup>7</sup>

47 C.F.R. § 1.2112(b).

# FCC 800 MHz SMR Lower 80 Channels Auction

ATTACHMENT A

Auction ID: 36

## Qualified Bidders - Public Notice

(Sorted by Applicant)

Date of Report: 10/20/00

The following Applicants have been found 'Qualified' :



| FCC Account # | Name   | Upfront Payment | Maximum Eligibility (Bid - Units) |
|---------------|--|-----------------|-----------------------------------|
| 0361118322    | A. V. LAUTTAMUS COMMUNICATIONS, INC.               | \$4,000.00      | 4,000                             |
| 0361043413    | A.R.C., Inc.                                       | \$100,000.00    | 100,000                           |
| 0361456001    | CENTRE COMMUNICATIONS, INC                         | \$21,000.00     | 21,000                            |
| 0361115221    | GALESBURG COMMUNICATIONS, INC.                     | \$5,000.00      | 5,000                             |
| 0360855227    | Gateway Wireless Services, L.C.                    | \$2,200.00      | 2,200                             |
| 0361349406    | Illinois Cooperative Association Inc dba ClearTalk | \$50,000.00     | 50,000                            |
| 0361713536    | JPJ Electronic Communications, Inc.                | \$30,400.00     | 30,400                            |
| 0362358522    | L.P. Ganacias Enterprises, Inc.                    | \$8,000.00      | 8,000                             |
| 0360936391    | Lincoln Radio Service                              | \$9,000.00      | 9,000                             |
| 0361632032    | Michael A. Wolf dba W S Electronics                | \$1,100.00      | 1,100                             |
| 0361207222    | Mobile Relays, Inc.                                | \$16,000.00     | 16,000                            |
| 0361455576    | Motient Communications Company                     | \$20,900.00     | 20,900                            |
| 0361934099    | Nevada Wireless                                    | \$108,000.00    | 108,000                           |
| 0361121134    | Nextel Spectrum Acquisition Corp.                  | \$5,028,800.00  | 5,028,800                         |
| 0361148579    | NextMobile Inc.                                    | \$62,100.00     | 62,100                            |
| 0361027565    | Ragan Communications, Inc.                         | \$6,000.00      | 6,000                             |
| 0361650151    | Redi-Call Communications Company                   | \$5,000.00      | 5,000                             |
| 0361258478    | Reisenweaver Communications, Inc.                  | \$14,400.00     | 14,400                            |
| 0361354099    | Scott C. MacIntyre                                 | \$37,000.00     | 37,000                            |
| 0361156219    | Silver Palm Communications, Inc.                   | \$20,000.00     | 20,000                            |
| 0361549337    | Skitronics, Inc.                                   | \$25,000.00     | 25,000                            |
| 0361145526    | Southern Communications Services, Inc              | \$344,000.00    | 344,000                           |
| 0361644569    | SR COMMUNICATIONS ASSOCIATES DBA COMMUNICATI       | \$3,000.00      | 3,000                             |
| 0361455549    | TICONA POLYMERS, INC.                              | \$3,000.00      | 3,000                             |
| 0362209251    | TOTAL COM INC.                                     | \$10,200.00     | 10,200                            |
| 0361731364    | UNITED COMMUNICATIONS CO.                          | \$8,800.00      | 8,800                             |



# FCC 800 MHz SMR Lower 80 Channels Auction

ATTACHMENT A

Auction ID: 36

## Qualified Bidders - Public Notice

(Sorted by Applicant)

Date of Report: 10/20/00

The following Applicants have been found 'Qualified' :




| <b>FCC Account #</b> | <b>Name</b>                                   | <b>Upfront Payment</b> | <b>Maximum Eligibility<br/>(Bid - Units)</b> |
|----------------------|---|------------------------|--|
| 0361205061           | Valley Cable & Satellite Communications, Inc. | \$16,000.00            | 16,000                                       |
| 0361048461           | Western Communications, Inc.                  | \$6,000.00             | 6,000  |

# FCC 800 MHz SMR Lower 80 Channels Auction

ATTACHMENT B

**Auction ID: 36**

## Qualified Bidders - Public Notice



(Sorted by Applicant)

Date of Report: 10/20/00

The following Applicants have been found 'Qualified' :


| FCC Account #                    | Name   | Waiver Requested |
|----------------------------------|--|------------------|
| 0361118322                       | A. V. LAUTTAMUS COMMUNICATIONS, INC.               |                  |
| <b>The following license(s):</b> |  |                  |
| ALL                              |  |                  |
| 0361043413                       | A.R.C., Inc.                                       |                  |
| <b>The following license(s):</b> |  |                  |
| ALL                              |  |                  |
| 0361456001                       | CENTRE COMMUNICATIONS, INC                         |                  |
| <b>The following license(s):</b> |  |                  |
| BEA009-G                         | BEA011-G   | BEA053-G         |
| BEA009-L                         | BEA011-L   | BEA053-L         |
| BEA009-Q                         | BEA011-Q   | BEA053-Q         |
| BEA009-V                         | BEA011-V   | BEA053-V         |
| BEA053-I                         | BEA054-I   | BEA009-J         |
| BEA053-N                         | BEA054-N   | BEA009-O         |
| BEA053-S                         | BEA054-S   | BEA009-T         |
| BEA054-G                         | BEA054-L   | BEA054-Q         |
| BEA054-H                         | BEA054-M   | BEA054-R         |
| BEA054-J                         | BEA054-O   | BEA054-T         |
| BEA009-H                         | BEA011-H   | BEA009-K         |
| BEA011-M                         | BEA053-M   | BEA011-P         |
| BEA011-R                         | BEA053-R   | BEA011-U         |
| BEA011-S                         | BEA054-R   | BEA053-U         |
| BEA011-I                         | BEA009-N   | BEA054-K         |
| BEA011-N                         | BEA009-S   | BEA054-P         |
| BEA011-S                         | BEA011-S   | BEA054-U         |
| 0361115221                       | GALESBURG COMMUNICATIONS, INC.                     |                  |
| <b>The following license(s):</b> |  |                  |
| ALL                              |  |                  |
| 0360855227                       | Gateway Wireless Services, L.C.                    |                  |
| <b>The following license(s):</b> |  |                  |
| BEA122-G                         | BEA122-H   | BEA122-I         |
| BEA122-Q                         | BEA122-R   | BEA122-S         |
| BEA122-J                         | BEA122-K   | BEA122-U         |
| BEA122-L                         | BEA122-M   | BEA122-V         |
| BEA122-N                         | BEA122-O   |                  |
| 0361349406                       | Illinois Cooperative Association Inc dba ClearTalk |                  |
| <b>The following license(s):</b> |  |                  |
| ALL                              |  |                  |
| 0361713536                       | JPJ Electronic Communications, Inc.                |                  |
| <b>The following license(s):</b> |  |                  |
| ALL                              |  |                  |
| 0362358522                       | L.P. Ganacias Enterprises, Inc.                    |                  |
| <b>The following license(s):</b> |  |                  |
| ALL                              |  |                  |
| 0360936391                       | Lincoln Radio Service                              |                  |
| <b>The following license(s):</b> |  |                  |
| BEA117-G                         | BEA118-G   | BEA119-G         |
| BEA117-Q                         | BEA118-Q   | BEA119-Q         |
| BEA118-J                         | BEA119-J   | BEA117-K         |
| BEA118-T                         | BEA119-T   | BEA117-U         |
| BEA117-H                         | BEA118-H   | BEA119-H         |
| BEA117-R                         | BEA118-R   | BEA119-R         |
| BEA118-K                         | BEA119-K   | BEA117-L         |
| BEA118-U                         | BEA119-U   | BEA117-V         |
| BEA117-I                         | BEA118-I   | BEA119-I         |
| BEA117-S                         | BEA118-S   | BEA119-S         |
| BEA118-L                         | BEA119-L   | BEA117-M         |
| BEA118-V                         | BEA119-V   | BEA118-M         |

# FCC 800 MHz SMR Lower 80 Channels Auction

ATTACHMENT B

Auction ID: 36

## Qualified Bidders - Public Notice




(Sorted by Applicant)

Date of Report: 10/20/00

The following Applicants have been found 'Qualified' :

| FCC Account #                    | Name                                | Waiver Requested |
|----------------------------------|-------------------------------------|------------------|
| 0360936391                       | Lincoln Radio Service               |                  |
| <b>The following license(s):</b> |                                     |                  |
| BEA119-M                         | BEA117-N                            | BEA118-N         |
| BEA119-N                         | BEA117-O                            | BEA118-O         |
| BEA119-O                         | BEA117-P                            | BEA118-P         |
| BEA119-P                         |                                     |                  |
| 0361632032                       | Michael A. Wolf dba W S Electronics |                  |
| <b>The following license(s):</b> |                                     |                  |
| BEA050-T                         |                                     |                  |
| 0361207222                       | Mobile Relays, Inc.                 |                  |
| <b>The following license(s):</b> |                                     |                  |
| ALL                              |                                     |                  |
| 0361455576                       | Motient Communications Company      |                  |
| <b>The following license(s):</b> |                                     |                  |
| ALL                              |                                     |                  |
| 0361934099                       | Nevada Wireless                     |                  |
| <b>The following license(s):</b> |                                     |                  |
| ALL                              |                                     |                  |
| 0361121134                       | Nextel Spectrum Acquisition Corp.   |                  |
| <b>The following license(s):</b> |                                     |                  |
| ALL                              |                                     |                  |
| 0361148579                       | NextMobile Inc.                     |                  |
| <b>The following license(s):</b> |                                     |                  |
| ALL                              |                                     |                  |
| 0361027565                       | Ragan Communications, Inc.          |                  |
| <b>The following license(s):</b> |                                     |                  |
| BEA097-G                         | BEA101-G                            | BEA102-G         |
| BEA097-R                         | BEA101-R                            | BEA102-R         |
| 0361650151                       | Redi-Call Communications Company    |                  |
| <b>The following license(s):</b> |                                     |                  |
| ALL                              |                                     |                  |
| 0361258478                       | Reisenweaver Communications, Inc.   |                  |
| <b>The following license(s):</b> |                                     |                  |
| BEA018-G                         | BEA018-I                            | BEA018-L         |
| BEA018-M                         | BEA018-N                            | BEA018-P         |
| BEA018-R                         | BEA018-T                            | BEA018-V         |
| 0361354099                       | Scott C. MacIntyre                  |                  |
| <b>The following license(s):</b> |                                     |                  |
| ALL                              |                                     |                  |
| 0361156219                       | Silver Palm Communications, Inc.    |                  |
| <b>The following license(s):</b> |                                     |                  |
| ALL                              |                                     |                  |



**Auction ID: 36**

**Qualified Bidders - Public Notice**

**(Sorted by Applicant)**

**Date of Report: 10/20/00**

The following Applicants have been found 'Qualified' :

| <b>FCC Account #</b> | <b>Name</b> | <b>Waiver Requested</b> |
|----------------------|-------------|-------------------------|
|----------------------|-------------|-------------------------|

0361549337 Skitronics, Inc.

**The following license(s):**

ALL

0361145526 Southern Communications Services, Inc

**The following license(s):**

ALL

0361644569 SR COMMUNICATIONS ASSOCIATES DBA COMMUNICATION

**The following license(s):**

BEA094-L BEA093-R BEA094-T

0361455549 TICONA POLYMERS, INC.

**The following license(s):**

BEA132-H BEA132-N BEA132-P

0362209251 TOTAL COM INC.

**The following license(s):**

ALL

0361731364 UNITED COMMUNICATIONS CO.

**The following license(s):**

BEA096-N BEA097-N BEA096-P BEA097-P

0361205061 Valley Cable & Satellite Communications, Inc.

**The following license(s):**

BEA112-G BEA113-G BEA114-G BEA115-G BEA116-G BEA112-H BEA113-H BEA114-H BEA115-H BEA116-H  
 BEA112-I BEA113-I BEA114-I BEA115-I BEA116-I BEA112-J BEA113-J BEA114-J BEA115-J BEA116-J  
 BEA112-K BEA113-K BEA114-K BEA115-K BEA116-K BEA112-L BEA113-L BEA114-L BEA115-L BEA116-L  
 BEA112-M BEA113-M BEA114-M BEA115-M BEA116-M BEA112-N BEA113-N BEA114-N BEA115-N BEA116-N  
 BEA112-O BEA113-O BEA114-O BEA115-O BEA116-O BEA112-P BEA113-P BEA114-P BEA115-P BEA116-P  
 BEA112-Q BEA113-Q BEA114-Q BEA115-Q BEA116-Q BEA112-R BEA113-R BEA114-R BEA115-R BEA116-R  
 BEA112-S BEA113-S BEA114-S BEA115-S BEA116-S BEA112-T BEA113-T BEA114-T BEA115-T BEA116-T  
 BEA112-U BEA113-U BEA114-U BEA115-U BEA116-U BEA112-V BEA113-V BEA114-V BEA115-V BEA116-V

0361048461 Western Communications, Inc.

**The following license(s):**

ALL

# FCC 800 MHz SMR Lower 80 Channels Auction

ATTACHMENT C

## Non-Qualified Bidders

Auction ID: 36



(Sorted by Applicant)

Date of Report: 10/20/00

---

| <b>FCC Account #</b> | <b>Name</b>                             |
|----------------------|---|
| 0360932578           | Choice Phone LLC                        |
| 0362206091           | Communications Equipment, Inc.          |
| 0361720179           | FLORIDA SMR PARTNERS                    |
| 0360847052           | High Tech Communication Services, Inc.  |
| 0361433189           | Jack H. Bond                            |
| 0361800259           | Ka-Comm., Inc.                          |
| 0362023137           | KLL Wireless, Inc.                      |
| 0361623047           | Linda Sue and Herschel Bruce Williamson |
| 0361409557           | LMR International, Inc.                 |
| 0361327416           | Preferred Acquisitions, Inc.            |
| 0361436303           | SUPREME RADIO COMMUNICATIONS, INC.      |
| 0360017572           | Vincent Perez                           |

## ATTACHMENT D

### PARTICIPATING IN THE FCC MOCK AUCTION

This attachment describes how to download and install the FCC Mock Bidding Software for qualified bidders who wish to participate in the FCC Mock Auction. It also describes how to monitor the Mock Auction.

#### Conventions

The instructions in this section use the following typographical conventions:

**bold** Represents objects on the screen that you click with the mouse pointer, including buttons, Internet links, icons, tabs, menu items (e.g., **Cancel** button, **Auctions** link, **Save** option in the File menu).

*italic* Represents field names or areas of a screen (e.g., *Location* field, *Selected Licenses* area of a screen).

***bold italic*** Represents characters that you must type exactly as they appear in the instructions. For example, if you are instructed to type ***http://wtbwww13.fcc.gov***, you should type all of the characters shown in bold italic exactly as they are printed.

SMALL CAPS Represents keys on the keyboard (e.g., ENTER, CTRL, ESC).

**Note:** Throughout these instructions, “enter” means to type the appropriate information and then press the ENTER key.

#### A. Minimum Hardware and Software Requirements

Qualified bidders who want to participate in the FCC Mock Auction will need, at a minimum, the following hardware and software:

##### 1. Hardware Requirements

- CPU: Intel® Pentium
- RAM: 16 MB (more recommended if you have multiple applications open)
- Hard Disk: 33 MB available disk space
- Modem: 28.8 Kbps Hayes© compatible mode (recommend 56.6 Kbps)

- Monitor: VGA or above
- Mouse or other pointing device

## 2. Software Requirements

- Microsoft® Windows 95™ or 98™
- FCC Mock Bidding Software, available through the Internet
- Netscape® Communicator™ 4.73 is recommended. However, you can also use Netscape Communicator 4.5, 4.51, 4.61, 4.7, or 4.72 (Internet web browser software).

**Note:** To download Netscape Communicator 4.73 free of charge, access the Netscape download site at <http://home.netscape.com/download/>

**Note:** The FCC Mock Bidding Software has not been tested in a Macintosh, OS/2, or Windows NT™ environment. Therefore, the FCC will not support operating systems other than Microsoft Windows 95 or 98. This includes any other emulated Windows environment.

### B. Downloading the FCC Mock Bidding Software

FCC Mock Auction participants must first download the FCC Mock Bidding Software from the Internet. Participants must download the *mock36.exe* compressed file to install the software.

You may use your Web browser to download the compressed files from *wtbwww13.fcc.gov*, *wtbwww01.fcc.gov*, or *www.fcc.gov/wtb/auctions/*, as described in the following section.

#### 1. Downloading from *wtbwww13.fcc.gov* or *wtbwww01.fcc.gov*

1. Connect to your Internet service provider and start your Web browser.
2. Enter the following location: *wtbwww13.fcc.gov* or *wtbwww01.fcc.gov*
3. Click **Mock**
4. Click **Programs**
5. Download the following file: *mock36.exe*

## 2. Downloading from *www.fcc.gov/wtb/auctions/*

1. Connect to your Internet service provider and start your Web browser.
2. Enter the following location: ***http://www.fcc.gov/wtb/auctions/***
3. In the Auctions section to the right, click **SMR 800 MHz Lower 80 Ch. (#36)** under *Future Auctions*
4. Click **Mock Auction Software**
5. Download the following file: ***mock36.exe***

### C. Extracting and Installing the FCC Mock Bidding Software

The FCC Mock Bidding Software file is downloaded in a self-extracting, compressed file format. Before installing the FCC Mock Bidding Software for Auction 36, **you must uninstall any mock or remote bidding software that was installed on your computer before Auction 36.**

After you have downloaded the compressed file for the FCC Mock Bidding Software, you must extract the software from that file. To extract the software, follow these steps:

1. Start Windows Explorer and open the file folder where you downloaded the files.
2. Double-click **mock36.exe**.
3. Follow the instructions that display on your screen.
4. At the system prompt to reboot, leave **Yes** (the default) selected and click **Finish**.

After the FCC Mock Bidding Software has been installed, you will have a new Program group called *FCC Remote Bidding System* with **Mock 36 Bidding Software** and **Mock 36 Dial-Up Connection** options in the drop down list. You will also see an icon labeled **Mock 36 Bidding Software** on your desktop.

### D. Connecting To the FCC Network

Before running the FCC Mock Bidding Software, you must connect to the FCC Network via the FCC Auctions 877#. For details about connecting to the FCC Network, refer to the attachment titled *Accessing the FCC Network Using Windows 95/98*.



## E. Starting the Mock Bidding Software

You may start the FCC Mock Bidding Software by double-clicking the **Mock 36 Bidding Software** icon on your desktop.

**Note:** When accessing the Mock Bidding Software, verify that the auction ID is 74. The mock auction is numbered 74, whereas the real auction is numbered 36.

## F. Tracking the FCC Mock Auction

Mock Auction round results and announcement files will be posted on the FCC Internet in the same location as the auction results. The directory structure for the mock auction will be as follows:

**On the primary location, *wtbwww13.fcc.gov*:**

- <http://wtbwww13.fcc.gov/Mock/Results/dbf/>
- <http://wtbwww13.fcc.gov/Mock/Results/mdb/>
- <http://wtbwww13.fcc.gov/Mock/Results/txt/>

For information about the format of these files, refer to the attachment titled *How to Monitor the FCC Auctions On-Line*.

If you cannot access the files at the preceding primary location, you can access the same files at either of the following secondary locations: *wtbwww01.fcc.gov* or *www.fcc.gov/wtb/auctions/*.

## G. Uninstalling the FCC Mock Bidding Software

To uninstall the FCC Mock Bidding Software:

1. Double-click the **Mock 36 Bidding Software Uninstall** icon in the *FCC Remote Bidding System* program group.

To see the *Programs* list, click the **Start** button, highlight **Programs**, then highlight **FCC Remote Bidding System**.

2. When the *Remove Shared Files?* dialog box appears, click **NO to All**, so you preserve files that are shared with the FCC Remote Bidding Software for Auction 36.

3. When the process has completed, click **OK**.

**Important:** If the Mock Bidding Software and the Remote Bidding Software for Auction 36 are both installed on your computer, it is very important that you click **NO to All** when the FCC Mock Bidding Software Uninstall program displays the *Remove Shared Files?* dialog box. Otherwise, the uninstall will delete shared program files and you will need to re-install the Remote Bidding Software for Auction 36.

## **H. Help**

For technical assistance with installing or using FCC software, contact the FCC Technical Support Hotline at (202) 414-1250 (V) or (202) 414-1255 (TTY). The FCC Technical Support Hotline is generally available Monday through Friday from 7 a.m. to 10 p.m. ET, Saturday from 8 a.m. to 7 p.m. ET, and Sunday from 12 noon to 6 p.m. ET. *All calls to the FCC Technical Support Hotline are recorded.*

## ATTACHMENT E

### HOW TO MONITOR THE FCC AUCTIONS ON-LINE

The auction announcements and round results for Auction 36 will be accessible through the FCC Wide Area Network, the Internet, and the FCC's Automated Round Results System. You can check on round results and also read any material released by the Commission during the course of the auction. In the sections that follow, Options 1 and 2 list the information needed to track the auction from your computer; Option 3 lists an alternate method.

#### Conventions

The instructions in this section use the following typographical conventions:

**bold** Represents objects on the screen that you click with the mouse pointer, including buttons, Internet links, icons, tabs, menu items (e.g., **Cancel** button, **Auctions** link, **Save** option in the File menu).

*italic* Represents field names or areas of a screen (e.g., *Location* field, *Selected Licenses* area of a screen).

***bold italic*** Represents characters that you must type exactly as they appear in the instructions. For example, if you are instructed to type ***http://wtbwww13.fcc.gov***, you should type all of the characters shown in bold italic exactly as they are printed.

SMALL CAPS Represents keys on the keyboard (e.g., ENTER, CTRL, ESC).

**Note:** Throughout these instructions, "enter" means to type the appropriate information and then press the ENTER key.

#### **A. Option 1: Tracking the Auction via the FCC Wide Area Network**

The FCC has implemented a Remote Access System that allows users to dial in directly to the FCC to view round results, auction announcements, and messages, and to make suggestions to the FCC regarding the FCC auction process.

## 1. Minimum Hardware and Software Requirements

The following minimum hardware and software is required to use the FCC Remote Access System:

### a. Hardware Requirements

- CPU: Intel Pentium
- RAM: 16 MB (more recommended if you have multiple applications open)
- Modem: 28.8 Kbps Hayes compatible modem or faster (recommend 56.6 Kbps)
- Monitor: VGA or above
- Mouse or other pointing device

### b. Software Requirements

- Operating System: Microsoft Windows 95/98
- Point-to-Point Protocol (PPP) Dialer: Use the Dial-Up Networking feature included with Windows 95/98
- Web Browser: Netscape® Communicator™ 4.73 is recommended. However, you can also use Netscape Communicator 4.5, 4.51, 4.61, 4.7, or 4.72 (Internet web browser software).

Note: To download Netscape Communicator 4.73 free of charge, access the Netscape download site at <http://home.netscape.com/download/>

## 2. Connecting to the FCC Network

To use the FCC Remote Access System, you must first connect to the FCC Network using Dial-Up Networking.

Dial-Up Networking connects to a 900 number telephone service at a charge of \$2.30 per minute. The first minute of connection time to the 900 number service is at no charge.

Dial-Up Networking establishes a point-to-point connection from your PC to the FCC Network. *This point-to-point connection is not routed through the Internet.*

For instructions regarding how to connect to the FCC Network using Dial-Up Networking, see the *Accessing the FCC Network Using Windows 95/98* attachment.

For technical assistance with installing or using FCC software, contact the FCC Technical Support Hotline at (202) 414-1250 (V) or (202) 414-1255 (TTY). The FCC Technical Support Hotline is generally available Monday through Friday from 7 a.m. to 10 p.m. ET, Saturday from 8 a.m. to 7 p.m. ET, and Sunday from 12 noon to 6 p.m. ET. *All calls to the FCC Technical Support Hotline are recorded.*

### 3. Using the FCC Remote Access System

After you have connected to the FCC Network, start your Netscape Web browser. In your browser's *Location* field, enter ***http://wtbwww26.fcc.gov*** and then click **Round Results Viewer**, **Suggestion Box**, or **Announcements**

**Note:** If you cannot access the preceding site, and you suspect there is a problem with your Domain Name Server (DNS), refer to *Accessing FCC Sites In Case of DNS Problems* at the end of this document. Or you can use the alternate location, ***http://wtbwww03.fcc.gov***.

When you have finished, exit your Web browser, then disconnect from the FCC Network.

### B. Option 2: Tracking the Auction via the Internet

You may use your Web browser to download announcements and round results from ***wtbwww13.fcc.gov*** – or from either of two secondary locations, ***wtbwww01.fcc.gov*** or ***www.fcc.gov/wtb/auctions/*** -- as described in the following sections.

#### 1. Downloading from ***wtbwww13.fcc.gov*** or ***wtbwww01.fcc.gov***:

1. Connect to your Internet service provider and start your Web browser.
2. In the *Location* field of the Web browser screen, enter one of the following locations:  
***http://wtbwww13.fcc.gov*** or ***wtbwww01.fcc.gov***

**Note:** If you cannot access either of the preceding sites, and you suspect there is a problem with your Domain Name Server (DNS), refer to *Accessing FCC Sites In Case of DNS Problems* at the end of this document.

#### 3. Click **Auction 36**.

- For auction announcements, click **Announcements**.

- To download a bid import template file, click **Announcements**, then select **template.txt**.
- For auction round results, click **Results** and then click the subdirectory for the type of files you want to use:

**mdb** - Microsoft Access database files in *zipped* form (for use in the Auction Tracking Tool)

**txt** - text files

**dbf** - dBASE database files

4. Click the file you want to download.

**2. Downloading from [www.fcc.gov/wtb/auctions/](http://www.fcc.gov/wtb/auctions/):**

1. Connect to your Internet service provider and start your Web browser.

2. In the *Location* field of the Web browser screen, enter the following location:  
*<http://www.fcc.gov/wtb/auctions/>*

3. Do the following:

a. In the *Auctions* section on the right, click **SMR 800 MHz Lower 80 Ch. (#36)** under *In Progress*.

b. Then click **Announcements, Programs, or Results**.

- For auction announcements, click **Announcements**.
- To download a bid import template file, click **Announcements**, then select **template.txt**.
- For auction round results, click **Results** and then click the subdirectory for the type of files you want to use:

**mdb** - Microsoft Access database files *zipped*

**txt** - text files

**dbf** - dBASE database files

4. Then click the file you want to download.

### 3. Announcement Files

The announcement files will use the naming convention *aa\_xxx.nn*, where *aa* is the auction number, *xxx* is the round number and *nn* is the announcement number. For example, 36\_002.07 would represent an announcement for Auction 36 that was posted during round two and was the seventh announcement for the auction.

### 4. Round Results Files

For each round, dBase-compatible database files will be uploaded with the following naming conventions (where *xxx* represents the round number):

- 36\_xxxS.DBF contains all bids submitted in a particular round
- 36\_xxxW.DBF contains all bids withdrawn in a particular round
- 36\_xxxE.DBF contains the maximum eligibility and remaining number of waivers for each bidder
- 36\_xxxH.DBF contains the high bids in a particular round and the minimum accepted bids for the next round

For those who cannot use the dBase-compatible database files, we will also upload the ASCII text (.TXT) version of these files with the same filenames as above (e.g., 36\_xxxS.TXT, 36\_xxxE.TXT).

In addition, if you want to use Microsoft Access or you are using the FCC-provided Auction Tracking Tool (ATT), we upload the MDB access version of the round results files as a zipped file with a name of the form 36\_xxx.ZIP.

In the event an error occurs with the MDB file creation process only, the zipped file will not be generated. However, if such a failure occurs, we will upload text files that contain the MDB round results data. For details, refer to *Round Results Text Files Produced In Case of ATT Processing Failure* at the end of this section.

**File Formats:** For a description of the internal formats of the round results files, refer to *Round Results File Formats* at the end of this document.

#### a. Locations of Uploaded Files

The newest round results are uploaded to the *Results* directory based on type of file format: dbf, mdb (zip files), and txt.

**On the primary location, *wtbwww13.fcc.gov*:**

- [http://wtbwww13.fcc.gov/SMR/800/Auction\\_36/Results/dbf/](http://wtbwww13.fcc.gov/SMR/800/Auction_36/Results/dbf/)
- [http://wtbwww13.fcc.gov/SMR/800/Auction\\_36/Results/mdb/](http://wtbwww13.fcc.gov/SMR/800/Auction_36/Results/mdb/)
- [http://wtbwww13.fcc.gov/SMR/800/Auction\\_36/Results/txt/](http://wtbwww13.fcc.gov/SMR/800/Auction_36/Results/txt/)

If you cannot access these files at the preceding primary location, you can access the same files at either of the following secondary locations: *wtbwww01.fcc.gov* or *www.fcc.gov/wtb/auctions/*.

**b. Archive Directories**

After every 50 rounds, files will be moved from the Results directory to archive directories. The following listings show an example of the directory structure for an auction in round 102. Note that the results for rounds 101 and 102 would be in the *Results* directories.

**On the primary location, *wtbwww13.fcc.gov*:**

|                |   |
|----------------|---|
| Rounds 1-50    | <a href="http://wtbwww13.fcc.gov/SMR/800/Auction_36/Results/dbf/D001_050">http://wtbwww13.fcc.gov/SMR/800/Auction_36/Results/dbf/D001_050</a> |
| Rounds 51-100  | <a href="http://wtbwww13.fcc.gov/SMR/800/Auction_36/Results/dbf/D051_100">http://wtbwww13.fcc.gov/SMR/800/Auction_36/Results/dbf/D051_100</a> |
| Rounds 101-102 | <a href="http://wtbwww13.fcc.gov/SMR/800/Auction_36/Results/dbf/">http://wtbwww13.fcc.gov/SMR/800/Auction_36/Results/dbf/</a>                 |
| Rounds 1-50    | <a href="http://wtbwww13.fcc.gov/SMR/800/Auction_36/Results/mdb/M001_050">http://wtbwww13.fcc.gov/SMR/800/Auction_36/Results/mdb/M001_050</a> |
| Rounds 51-100  | <a href="http://wtbwww13.fcc.gov/SMR/800/Auction_36/Results/mdb/M051_100">http://wtbwww13.fcc.gov/SMR/800/Auction_36/Results/mdb/M051_100</a> |
| Rounds 101-102 | <a href="http://wtbwww13.fcc.gov/SMR/800/Auction_36/Results/mdb/">http://wtbwww13.fcc.gov/SMR/800/Auction_36/Results/mdb/</a>                 |
| Rounds 1-50    | <a href="http://wtbwww13.fcc.gov/SMR/800/Auction_36/Results/txt/T001_050">http://wtbwww13.fcc.gov/SMR/800/Auction_36/Results/txt/T001_050</a> |
| Rounds 51-100  | <a href="http://wtbwww13.fcc.gov/SMR/800/Auction_36/Results/txt/T051_100">http://wtbwww13.fcc.gov/SMR/800/Auction_36/Results/txt/T051_100</a> |
| Rounds 101-102 | <a href="http://wtbwww13.fcc.gov/SMR/800/Auction_36/Results/txt/">http://wtbwww13.fcc.gov/SMR/800/Auction_36/Results/txt/</a>                 |

If you cannot access the files at the preceding primary location, you can access the same files at either of the following secondary locations: *wtbwww01.fcc.gov* or *www.fcc.gov/wtb/auctions/*.

**c. Round Results Text Files Produced In Case of ATT Processing Failure**

In the event an error occurs with the MDB file creation process, and the MDB files are not created, we will initiate a backup process to provide a temporary solution for bidders who normally would rely on the Auction Tracking Tool data to analyze round results. Specifically, we will upload tab-delimited ASCII (.txt) files that contain the same round results data as the MDB files, but in a flat file format.

There will be one .txt file for each Auction Tracking Tool table, and they will have names of the following general forms (where *xxx* is the round number):

- All Bids: 36\_*xxx*a.txt
- Bidders: 36\_*xxx*b.txt



- Bidders Raising Own High Bid: 36\_*xxxc*.txt
- Bidders Who Reduced: 36\_*xxxr*.txt
- Increment Statistics: 36\_*xxxi*.txt
- Markets: 36\_*xxxm*.txt
- Round Statistics: 36\_*xxxu*.txt
- Waiver Statistics: 36\_*xxxv*.txt
- Withdrawal Statistics: 36\_*xxx*d.txt

For example, 36\_001a.txt is the All Bids table file for Round 1.

These text files will be uploaded to the same location as the MDB zipped file, as described under the preceding section titled *Locations of Uploaded Files*. Bidders will then have all of the table data that is normally supplied with the MDB files. However, bidders will not be able to import the .txt file into the Auction Tracking Tool. Instead, they will have to use Notepad, Wordpad, Excel, or some other application that can work with text files.

Once the processing error has been corrected, the MDB files will be created and posted to the Internet, replacing the temporary text files. Bidders will receive a message that the files have been updated. The updated zip file can then be loaded into the Auction Tracking Tool.

### **C. Option 3: Tracking the Auction via the FCC's Automated Round Results System**

High Bid round results are also available from a touch-tone phone, using the FCC's Automated Round Results System. To access this system, dial 800-432-2110 from outside the Washington DC area and 202-414-1260 from within the Washington DC area. Once the system has been activated, you will follow the voice prompts. You will need to know the name of the license you want by market and frequency block, such as BEA001 G.

### **D. Accessing FCC Sites In Case of DNS Problems**

When you enter a URL into your browser, the system must convert this alphanumeric text (e.g., *www.fcc.gov/wtb/auctions/*) into its associated numeric IP address (*192.104.54.3*, in this case). To make this conversion, the system checks URL-to-IP-address "lookup" tables in two different places.

First, it looks at the table contained in a file called **hosts** in the c:\windows directory on your computer's hard drive. If the URL is not in that table, the system looks in the database on your Domain Name Server (DNS). However, if your DNS is unavailable for some reason, the system will not be able to find the IP address you requested.

The following procedure is intended to help ensure that you can access auction results files on the FCC's Web and FTP sites if your designated DNS has problems. Note the following:

- The IP addresses shown in the following procedure are correct as of the date this document was created. They may have changed subsequently. In case of problems, please check with Tech Support at (202) 414-1250.
- Make entries in the **hosts** file *only* to work around DNS problems. We do not recommend leaving these entries in permanently; please remove them when your DNS problem has been resolved.

To add FCC-related URL entries to your computer's hosts file, do the following:

1. Using Windows Explorer, ensure that the hosts file exists in your c:\windows directory. If c:\windows has no **hosts** file, use the Windows *Rename* function to change the name of the **hosts.sam** file to **hosts** (with no extension).

To do this, use your *right-hand* mouse button to click the **hosts.sam** file, then click the *Rename* option in the menu that appears.

2. Using a text editor of your choice, such as Wordpad or Notepad, open the hosts file in your c:\windows directory.

This file will already contain the following entry:

```
127.0.0.1    localhost
```

3. Using the same format (with at least one space between each number and its corresponding URL), add the following entries to the bottom of the file:

```
192.104.54.3  ftp.fcc.gov
192.104.54.3  www.fcc.gov
208.245.40.194 wtbwww13.fcc.gov
207.123.193.68 wtbftp01.fcc.gov
207.123.193.68 wtbwww01.fcc.gov
```

4. Save the file and exit your text editor.

Be sure that the file name has not changed to *hosts.txt* or *hosts.doc* or similar. It must remain just **hosts** (with no extension).

## **E. Round Results File Formats**

This section describes the formats for the round results files that will be uploaded to the FCC Internet site after each round of the auction. There are three sets of results files. The first set of files is in Microsoft Access 97 *mdb* format and contains the data tables for the FCC Auction Tracking Tool. The other files are in *dbf* and *txt* format and contain the raw output of the auction data.

### **1. Auction Tracking Tool File Format**

There will be a single Auction Tracking Tool *.zip* file for each round of the auction. The following layout describes the tables and fields within the *mdb* round file. The *mdb* files are for use with the FCC Auction Tracking Tool.

#### **a. All Bids table**

|                   |              |
|-------------------|--------------|
| Auction ID        | Long Integer |
| Round             | Long Integer |
| License Name      | Text(15)     |
| Market            | Text(6)      |
| Block             | Text(2)      |
| Submarket         | Long Integer |
| Bidder            | Text(50)     |
| Increments of Bid | Long Integer |
| Gross Bid Amount  | Currency     |
| Net Bid Amount    | Currency     |

#### **b. Bidders table**

|                       |              |
|-----------------------|--------------|
| Auction ID            | Long Integer |
| Round                 | Long Integer |
| Bidder                | Text(50)     |
| FCC Acct              | Text(10)     |
| Bidding Credit        | Single       |
| Initial Eligibility   | Long Integer |
| Current Eligibility   | Long Integer |
| Change in Eligibility | Long Integer |
| Waiver Type           | Text(4)      |
| New Bids              | Long Integer |
| Gross Bids            | Currency     |
| Net Bids              | Currency     |

|                              |              |
|------------------------------|--------------|
| Total High Bids              | Long Integer |
| Gross High Bids              | Currency     |
| Net High Bids                | Currency     |
| Current Activity             | Long Integer |
| Additional Activity Required | Long Integer |
| Unused Elig                  | Long Integer |
| Waivers Remaining            | Long Integer |
| Withdrawals Remaining        | Long Integer |

**c. Bidders Raising Own High Bid table**

|                   |              |
|-------------------|--------------|
| Auction ID        | Long Integer |
| Round             | Long Integer |
| License Name      | Text(15)     |
| Major Grouping    | Text(6)      |
| Minor Grouping    | Text(6)      |
| Block             | Text(2)      |
| Submarket         | Long Integer |
| Bidder            | Text(50)     |
| Increments of Bid | Long Integer |
| Gross Bid Amount  | Currency     |
| Net Bid Amount    | Currency     |

**d. Bidders Who Reduced table**

|                     |              |
|---------------------|--------------|
| Auction ID          | Long Integer |
| Round               | Long Integer |
| Bidder Who Reduced  | Text(50)     |
| Reduction Amt       | Long Integer |
| Current Eligibility | Long Integer |

**e. Increment Statistics table**

|            |              |
|------------|--------------|
| Auction ID | Long Integer |
| Round      | Long Integer |
| 1          | Long Integer |
| 2          | Long Integer |
| 3          | Long Integer |
| 4          | Long Integer |
| 5          | Long Integer |
| 6          | Long Integer |
| 7          | Long Integer |
| 8          | Long Integer |

**f. Markets table**

|                        |              |
|------------------------|--------------|
| Auction ID             | Long Integer |
| Round                  | Long Integer |
| License Name           | Text(15)     |
| Major Grouping         | Text(6)      |
| Minor Grouping         | Text(6)      |
| Block                  | Text(2)      |
| Submarket              | Long Integer |
| License Size (MHz)     | Double       |
| Market Name            | Text(50)     |
| BUs                    | Long Integer |
| Population             | Long Integer |
| Number of Bids         | Long Integer |
| High Bidder            | Text(50)     |
| Round of High Bid      | Long Integer |
| Increments of Bid      | Long Integer |
| Gross                  | Currency     |
| Bidding Credit         | Single       |
| Net                    | Currency     |
| Min Acceptable Bid     | Currency     |
| Bid Increment          | Currency     |
| Prev High Bidder       | Text(50)     |
| Round of Prev High Bid | Long Integer |
| Prev Gross             | Currency     |
| Prev Bidding Credit    | Single       |
| Prev Net               | Currency     |
| Selected               | Long Integer |
| All Selected           | Long Integer |

**g. Round Statistics table**

|                           |              |
|---------------------------|--------------|
| Auction ID                | Long Integer |
| Round                     | Long Integer |
| Round Date                | Date/Time    |
| Stage                     | Long Integer |
| New Bids                  | Long Integer |
| Total High Bids           | Long Integer |
| Pctg of BUs for All Bids  | Single       |
| Pctg of BUs for High Bids | Single       |
| Gross Bids                | Currency     |
| Net Bids                  | Currency     |

|   |              |
|---|--------------|
| Dollar Change in Net Bids                       | Currency     |
| Pctg Change in Net Bids                         | Single       |
| Eligible Bidders                                | Long Integer |
| Bidders At Risk                                 | Long Integer |
| Number Reduced                                  | Long Integer |
| BUs Reduced                                     | Double       |
| Eligibility Ratio                               | Single       |
| Pctg of Covered BUs                             | Single       |
| Waivers   | Long Integer |
| Withdrawals                                     | Long Integer |
| FCC Held Licenses                               | Long Integer |
| Pctg of Covered Pops                            | Single       |
| Pctg of the Covered Pops<br>with Bidding Credit | Single       |

#### **h. Waiver Statistics table**

|                   |              |
|-------------------|--------------|
| Auction ID        | Long Integer |
| Round             | Long Integer |
| Bidder            | Text(50)     |
| Waiver Type       | Text(1)      |
| Remaining Waivers | Long Integer |

#### **i. Withdrawal Statistics table**

|                    |              |
|--------------------|--------------|
| Auction ID         | Long Integer |
| Withdrawal Number  | Long Integer |
| Bidder             | Text(50)     |
| License Name       | Text(15)     |
| Market             | Text(6)      |
| Block              | Text(2)      |
| Submarket          | Long Integer |
| BUs                | Long Integer |
| Population         | Long Integer |
| Round              | Long Integer |
| Gross              | Currency     |
| Net                | Currency     |
| Min Bid            | Currency     |
| New High Bidder    | Text(50)     |
| New High Bid Round | Long Integer |
| Gross High Bid     | Currency     |
| Net High Bid       | Currency     |

## 2. Round Results File Format

The round results files were used by the previous Excel based tracking tool produced by the FCC and are still being distributed for those bidders who use them for their own tracking purposes. The following layouts are for the dbf files. The txt files will have character field types.

### a. ALL\_BIDS file

|             |          |
|-------------|----------|
| market      | char(6)  |
| freq_block  | char(2)  |
| round_num   | numeric  |
| bid_amt     | numeric  |
| bidder_num  | numeric  |
| fcc_acct    | char(10) |
| date        | char(10) |
| time        | char(14) |
| net_bid_amt | numeric  |
| sort_col_1  | numeric  |
| sort_col_2  | numeric  |
| sub_market  | numeric  |

### b. HIGH\_BIDS file

|             |          |
|-------------|----------|
| market      | char(6)  |
| freq_block  | char(2)  |
| bid_round   | numeric  |
| bid_amt     | numeric  |
| bidder_num  | numeric  |
| fcc_acct    | char(10) |
| date        | char(10) |
| time        | char(14) |
| net_bid_amt | numeric  |
| min_accept  | numeric  |
| num_of_bids | numeric  |
| sort_col_1  | numeric  |
| sort_col_2  | numeric  |
| sub_market  | numeric  |

### c. MAXIMUM\_ELIGIBILITY file

|            |         |
|------------|---------|
| round_num  | numeric |
| bidder_num | numeric |

|                  |          |
|------------------|----------|
| fcc_acct         | char(10) |
| max_elig         | numeric  |
| rmng_waivr       | numeric  |
| waivr_ind        | char(1)  |
| rmng_withdrawals | numeric  |
| required_act     | numeric  |
| current_activity | numeric  |

**d. WITHDRAWALS file**

|             |          |
|-------------|----------|
| market      | char(6)  |
| freq_block  | char(2)  |
| bid_round   | numeric  |
| bid_amt     | numeric  |
| bidder_num  | numeric  |
| fcc_acct    | char(10) |
| date        | char(10) |
| time        | char(14) |
| net_bid_amt | numeric  |
| sort_col_1  | numeric  |
| sort_col_2  | numeric  |
| sub_market  | numeric  |

**e. BIDDER\_CROSS\_REFERENCE file**

|                     |          |
|---------------------|----------|
| bidder_num          | numeric  |
| fcc_acct            | char(10) |
| co_name             | char(50) |
| bidding_credit_pctg | numeric  |
| short_name          | char(10) |
| bidder_num          | numeric  |

**F. Help**

For technical assistance with installing or using FCC software, contact the FCC Technical Support Hotline at (202) 414-1250 (V) or (202) 414-1255 (TTY). The FCC Technical Support Hotline is generally available Monday through Friday from 7 a.m. to 10 p.m. ET, Saturday from 8 a.m. to 7 p.m. ET, and Sunday from 12 noon to 6 p.m. ET. *All calls to the FCC Technical Support Hotline are recorded.*



## ATTACHMENT F

### ACCESSING THE FCC NETWORK USING WINDOWS 95/98

This attachment describes how to access the FCC Network from a system that is running the Microsoft Windows 95 or 98 operating system. This involves configuring dial-up network access and then performing the dial-up procedure.

This attachment describes two methods to establish a remote connection to the FCC Network for both Auction 36 and the Mock Auction:

- The sections titled Quick-Start for FCC Auction 36 and Quick-Start for Mock Auction describe connection procedures that use standard default values to configure the dial-up networking software. Specifically, the programs used by these procedures assume that you have a standard 56K modem and that you must dial 9 to reach an outside line.
- If you need something other than the standard defaults, you can use the more complete method for configuring and starting the dial-up software that is described under Complete Method for Connecting to the FCC Network.

This attachment also provides sections describing Troubleshooting and Help.

#### Conventions

The instructions in this section use the following typographical conventions:

**bold** Represents objects on the screen that you click with the mouse pointer, including buttons, Internet links, icons, tabs, menu items (e.g., **Cancel** button, **Auctions** link, **Save** option in the File menu).

*italic* Represents field names or areas of a screen (e.g., *Applicant* field, *Selected Licenses* area of a screen).

***bold italic*** Represents characters that you must type exactly as they appear in the instructions. For example, if you are instructed to type ***http://wtbwww26.fcc.gov***, you should type all of the characters shown in bold italic exactly as they are printed.

SMALL CAPS Represents keys on the keyboard (e.g., ENTER, CTRL, ESC).

**Note:** Throughout these instructions, “enter” means to type the appropriate information and then press the ENTER key.

## A. Quick-Start for FCC Auction 36

**Important:** Disable any screen saver software before performing the following procedure.

**Note:** The following procedure connects to the FCC Network through a 900 number telephone service. The first minute of connection time to the 900 number service is at no charge, but there is a charge of \$2.30 per minute for all subsequent connection time.

To establish a remote connection to the FCC Network, do the following:

1. Click the Windows 95/98 **Start** button.
2. Click the **Programs** option.
3. On the Programs menu, click the **FCC Remote Bidding Software** option.
4. Click **Auction 36 Dial-Up Connection**.

The system checks to ensure that your computer has all components necessary to establish a dial-up connection. If a required component is missing, the system invokes Windows to help you set up the component.

5. When the system has verified that all necessary components are present, a dialog appears with instructions on how to establish the dial-up connection. Read these instructions, then click the **OK** button.
6. When the dial-up connection window appears, click **Connect** to connect to the FCC Network.

Note that the system has also placed an icon labeled **Auction 36 Dial-Up Connection** on your desktop. To establish a dial-up connection in the future, you can double-click this icon instead of performing the preceding steps.

## B. Quick-Start for Mock Auction

**Important:** Disable any screen saver software before performing the following procedure.

To establish a remote connection to the FCC Network, do the following:

1. Click the Windows 95/98 **Start** button.
2. Click the **Programs** option.
3. On the Programs menu, click the **FCC Remote Bidding Software** option.
4. Click **Mock 36 Dial-Up Connection**.

The system checks to ensure that your computer has all components necessary to establish a dial-up connection. If a required component is missing, the system invokes Windows to help you set up the component.

5. When the system has verified that all necessary components are present, a dialog appears with instructions on how to establish the dial-up connection. Read these instructions, then click the **OK** button.
6. When the dial-up connection window appears, click **Connect** to connect to the FCC Network.

Note that the system has also placed an icon labeled **Mock 36 Dial-Up Connection** on your desktop. To establish a dial-up connection in the future, you can double-click this icon instead of performing the preceding steps.

### **C. If You Have Trouble Establishing the Connection**

If you are have trouble making the connection, two things may have to be changed:

- The connection automatically precedes the phone number that is to be dialed with 9. If you need a digit other than 9 to reach an outside line, or no digit is needed, you will have to change the settings in the connection.

To make this change, double-click the connection icon, then click **Dial Properties**. You will see that 9 precedes the phone numbers on all calls, both local and long-distance. Change this digit to what you need to get an outside line, or delete the 9, if appropriate. Click **Apply** and then **OK**.

- The connection is set up for a standard 56K modem. If you are using some other kind of modem, you must change this setting.

To access dial-up networking:

1. Click the Windows 95/98 **Start** button.

2. Click the **Programs** option.
3. On the Programs menu, click the **Accessories** option.
4. In Windows 95, click **Dial-Up Networking**. In Windows 98, click **Communications**, then **Dial-Up Networking**.
5. When you see the icon for dial-up networking that was created for you, right-click it and select **Properties**.

You will be in the General tab and you will see the standard default modem selected.

6. Select your modem from the drop-down menu and then click **OK**.

#### **D. Complete Method for Connecting to the FCC Network**

This section describes how to configure both the FCC Mock Bidding Software and the FCC Remote Bidding Software for dial-up networking. Then it describes how to use the configured software to establish a connection to the FCC Network.

##### **1. Configuring Dial-Up Networking**

**Important:** Disable any screen saver software before performing the following procedure.

1. To start dial-up networking:
  - a. Click the Windows 95/98 **Start** button.
  - b. Click the **Programs** option to display the Programs menu.
  - c. Click the **Accessories** option to display the Accessories menu.
  - d. In Windows 95, click **Dial-Up Networking**.  
In Windows 98, click **Communications**, then **Dial-Up Networking**.

If Dial-Up Networking is not an option on your Accessories menu, you should install it from your Windows 95/98 CD or diskettes.

2. When the Dial-Up Networking window appears, double-click the **Make New Connection** icon.

The Make New Connection window appears.

3. If you are connecting to the FCC Network during the Mock Auction, type **FCC Auctions 877#** in the field titled *Type a name for the computer you are dialing*.

If you are connecting to test your connection on the 900# that will be used during Auction 36, type **FCC Auctions 900#** in the field titled *Type a name for the computer you are dialing*.

**Note:** If you connect to the FCC's 900# telephone service, there is a charge of \$2.30 per minute. The first minute of connection time to the 900 number service is at no charge.

4. In Windows 95, click the down arrow at the right of the *Select a modem* field and select your modem from the menu of available modems.

In Windows 98, click the down arrow at the right of the *Select a device* field and select your modem from the menu of available devices.

If your modem does not appear on this list, you must install your modem driver according to the modem manufacturer installation procedures, which are usually described in your modem's user manual.

5. Click the **Next** button.

6. If you are connecting to the FCC Network during the Mock Auction, type **877** and **844-2788** in the *Area Code* and *Telephone Number* fields, respectively.

If you wish to test your connection on the 900# that will be used during Auction 36, type **900** and **555-5554** in the *Area Code* and *Telephone Number* fields, respectively.

7. Verify that the correct country is selected in the *Country code* field.

If necessary, click the down arrow at the right of the *Country code* field and select the appropriate country from the menu of available countries.

8. Click the **Next** button.

9. Click the **Finish** button.

An icon labeled either *FCC Auctions 877#* or *FCC Auctions 900#* appears in the Dial-Up Networking window.

10. Verify that properties are configured correctly before attempting a dial-up session. Put the mouse pointer on the FCC Auctions icon that you wish to configure and click the **right** mouse button to display a menu. Click **Properties** from the menu.

11. Click the **Configure** button. Click the **Options** tab at the top of the Properties window.
12. In the *Connection control* area of the Options tab, verify that *neither* option is selected. If either option is selected, click the check box at the left of the option to deselect it. Then click **OK**.
13. In Windows 95, click the **Server Type...** button.  
  
In Windows 98, click the **Server Types** tab at the top of the Properties window.
14. In the *Advanced Options* area, verify that only *Enable software compression* is selected.  
  
If it is not selected, click the check box at the left of the option to select it. If either of the other options is selected, click the check box to deselect it.
15. In the *Allowed Network Protocols* area, verify that only *TCP/IP* is selected.  
  
If it is not selected, click the check box at the left of the option to select it. If either of the other options is selected, click the check box to deselect it.
16. Click the **TCP/IP Settings** button and select *Specify name server addresses*.
17. Type **165.135.79.95** as the Primary DNS and **165.135.241.149** as the Secondary DNS.
18. At the bottom of the TCP/IP Settings window, ensure that *Use IP Header Compression* and *Use Default Gateway* on the Remote Network options are selected.
19. Click **OK** on the TCP/IP Settings window and the Server Type window.
20.
  - a. Click the Windows 95/98 *Start* button, then click the **Settings** option to display the Settings menu.
  - b. Click **Control Panel** and then double-click the **Network** icon.
  - c. Highlight the *TCP/IP Protocol* and click **Properties**. If there are multiple TCP/IP protocols, highlight *TCP/IP --> Dial-Up Adapter* and click **Properties**.
  - d. Click the **DNS Configuration** tab.
  - e. Type **bidder** in the *Host* box and type **fcc.gov** in the *Domain* box.

**Note:** You are limited to three DNS entries. If you already have three DNS entries, you must delete two of them before performing the next two steps. To do this, click the first entry you want to delete and click the **Remove** button. Then click the second entry you want to delete and click the **Remove** button again.

- f. Type **165.135.79.95** in the DNS Server Search Order box and click the **Add** button.
- g. Type **165.135.241.149** in the DNS Server Search Order box and click **Add** again.
- h. Click **OK** on the TCP/IP Properties windows, then click **OK** on the Network windows.

If you are prompted to restart your computer, click **Yes** to restart, then begin the Dial-Up Procedure.

## 2. Dial-Up Procedure

1. If the Dial-Up Networking window is not currently open, do the following:
  - a. Click the Windows 95/98 **Start** button.
  - b. Click the **Programs** option to display the Programs menu.
  - c. Click the **Accessories** option to display the Accessories menu.
  - d. In Windows 95, click **Dial-Up Networking**  
In Windows 98, click **Communications**, then **Dial-Up Networking**.

The Dial-Up Networking window appears.

2. In the Dial-Up Networking window:

Double-click the **FCC Auctions 877#** icon if you wish to connect to the FCC Network during the Mock Auction.

Double-click on the **FCC Auctions 900#** icon if you wish to test your connection to the 900# that will be used during Auction 36.

**Note:** If you connect to the FCC's 900 number telephone service, there is a charge of \$2.30 per minute. The first minute of connection time to the 900 number service is at no charge.

3. Click the **Connect** button on the window. *Do not enter User name or Password.*

The Connection window appears, indicating the status of your connection as your modem dials into the system. This window must remain running during your dial-up session. You may minimize the window, if you wish.

If your modem fails to establish a connection, please see the *Troubleshooting* section below.

4. Once the connection is established, double-click the **Auction 36 Mock Auction Software** or **Auction 36 Bidding Software** icon.
5. When you have finished, exit the mock or auction software, then click the **Disconnect** button on the Connection window to end your dial-up session.

#### **E. Removing the Dial-Up Networking Service**

Once you have finished using the dial-up networking service, you can remove it from your computer, as follows:

1. Click the Windows 95/98 **Start** button, then click the **Settings** option to display the Settings menu.
2. Click **Control Panel** and then double-click the **Network** icon.
3. Highlight the *TCP/IP Protocol* and click **Properties**. If there are multiple TCP/IP protocols, highlight *TCP/IP --> Dial-Up Adapter* and click **Properties**.

In a Windows 98 environment, a confirmation dialog appears. Read the information on the dialog, then click the **OK** button.

4. Click the **DNS Configuration** tab.
5. Click the DNS Server Search Order box containing *165.135.79.95* to select it, then click the **Remove** button.
6. Similarly, click the DNS Server Search Order box containing *165.135.241.149* to select it, then click the **Remove** button.
7. Click **OK** on the TCP/IP Properties windows, then click **OK** on the Network windows.
8. If you are prompted to restart your computer, click **Yes** to restart.
9. Remove the **FCC Auctions 877#** icon from your desktop. That is, click the icon with your *right* mouse button and then click the **Delete** option in the pull-down menu.

#### **F. Troubleshooting**

Following are problems you may encounter and possible solutions for resolving or isolating them.



### **1. Modem does not respond**

1. Confirm that all physical connections for the modem are present.
2. Confirm that the phone line is active by connecting it to a telephone and checking for a dial tone.
3. If you are dialing the 900 number service, check for a 900 number telephone block. If the volume settings are low, the modem may be dialing but not connecting. Check for this by trying to connect to the 877 number, or by dialing the 900 number on that line using a telephone.
4. Confirm that the correct modem driver is installed for your modem.

### **2. Modem dials but does not connect**

1. If you are dialing the 900 number service, check for a 900 number telephone block. Check for this by dialing the 877 number to see if you connect, or by dialing the 900 number on that line using a telephone.
2. Confirm that the number the modem is dialing is correct.
3. Confirm that the modem prefix, if any, is correct.

### **3. Modem dials and connects, but nothing appears when you enter the Location in the Web browser**

1. Verify the Dial-Up Networking settings specified in the *Configuring Dial-Up Networking* section.
2. Confirm that your Web browser is not using proxies.
  - a) On your browser, click the **Preferences** option in the Edit menu.
  - b) In the Category area at the left, double-click **Advanced**.
  - c) Click the Advanced structure's **Proxies** option.
  - d) Click the radio button labeled **Direct connection to the Internet**.
  - e) Click the **OK** button at the bottom of the window.

#### **4. Receive a Null Object Reference error when starting the bidding software**

Confirm that your dial-up networking and DNS configurations are correct.

#### **5. Receive an Internal Server error in the Web browser**

1. Confirm that the *Location* is correct.
2. Confirm that *Java* and JavaScript are enabled in your Web browser, and confirm that *Cookies* is set to Accept All.

#### **G. Help**

For technical assistance with installing or using FCC software, contact the FCC Technical Support Hotline at (202) 414-1250 (V) or (202) 414-1255 (TTY). The FCC Technical Support Hotline is generally available Monday through Friday from 7 a.m. to 10 p.m. ET, Saturday from 8 a.m. to 7 p.m. ET, and Sunday from 12 noon to 6 p.m. ET. *All calls to the FCC Technical Support Hotline are recorded.*