

Who Trashed the Ocean?



Evidence of human activity extends even hundreds of miles from shore and 7,260 feet below the ocean surface. Image courtesy of Expedition to the Deep Slope.

Hundreds of miles from shore and 2,200 meters below the ocean surface, I pressed my face close to the viewport to catch my last glimpse of the seafloor... As the bottom faded away, I saw beer cans, large loops of wire fishing line, and a bright blue diving bag scattered about the bottom. These incongruous human traces served as a reminder to me of just how far human influence extends...

~ from NOAA Ocean Explorer Expedition to the Deep Slope
Log for May 15, 2006
by Stephanie Lessard-Pilon
Graduate Student, Penn State University

<http://oceanexplorer.noaa.gov/explorations/06mexico/logs/may15/may15.html>

- Marine debris is man-made trash that enters the coastal or marine environment.
- Earth's oceans are constantly polluted with a wide variety of trash ranging from soda cans and plastic bags to derelict fishing gear and abandoned vessels. Every year, marine debris injures and kills marine animals that become tangled in plastic debris or eat pieces of plastic trash. Humans are threatened too, because divers, ships, and boats can also become tangled in debris. Garbage that litters beaches and waterfronts not only looks awful; it also costs thousands of dollars to clean up.
- The NOAA Marine Debris Program is part of a national effort to protect our coastal resources from damage caused by marine debris. One of the main goals of the Program is to reduce the amount of marine debris in the environment. Another goal is to find out where marine debris comes from. One of the most important goals of the Program is to educate people about the consequences of marine debris and why we need to stop trashing the ocean.

And this is where you come in!

What You Will Do

Make a poster to inform people about why marine debris is bad and why we need to stop it.

What You Will Need

- Crayons, colored markers, or colored pencils
- Poster board
- Scissors (Be careful with sharp scissors!)
- (Optional) Copies of images from "Some Examples of Marine Debris Posters"

How to Do It


1. Use the examples and your own ideas to create a poster that explains the consequences of marine debris, and what we can do to eliminate it.
2. Show your poster at school, to your parents, and to other groups. The more people know about marine debris and what it does, the more they will take personal action to prevent it.

Want to Do More?


1. Visit the NOAA Marine Debris Program Web site at <http://marinedebris.noaa.gov/> for more about marine debris, as well as information and photographs of clean-up and prevention projects.
2. See <http://www.yoto98.noaa.gov/books/debris/debris1.htm> for more marine debris poster ideas.




Marine Refuse Disposal Project
logo © Herb Goblirsch; caption: Bill Murray



Public Involvement and Education Project, financed by proceeds from the Washington State Centennial Clean Water Fund and administered by the Puget Sound Water Quality Authority; and Washington Sea Grant, Marine Advisory Services




**DON'T SPLASH
YOUR TRASH!**




Washington State Department of Ecology

**LITTER IN THE OCEAN CAUSES
POLLUTION WHICH HURTS
THE SEALIFE**



**RHOY THERE MATEY!
HAND
OVER
YOUR
TRASH!**



**FISH EAT PLASTIC PIECES
WITH THEIR NATURAL FOOD.**

**OSCAR THE OCTOPUS
& HIS FRIENDS
DON'T
WANT YOUR TRASH!**

