

Fiscal Year 2011 Economic Impact Analysis

01 Oct 2010 – 30 Sep 2011



*Joint Base
Langley-Eustis*



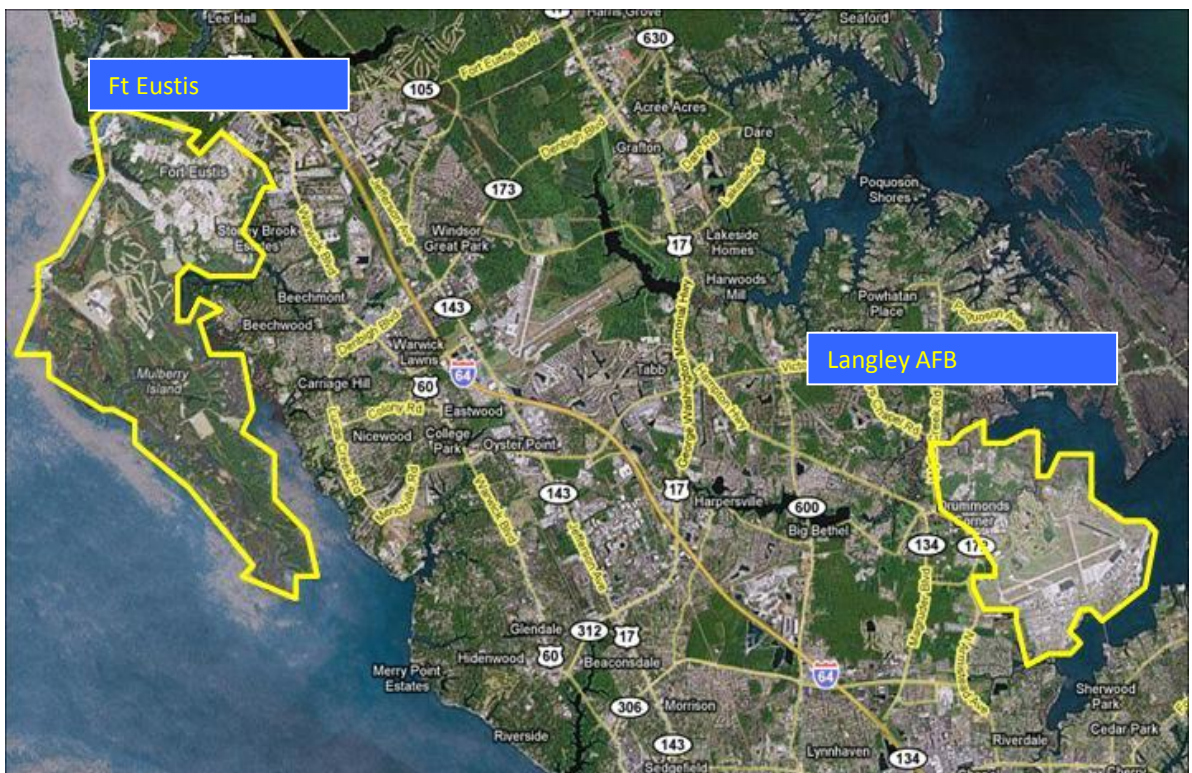
Front Inside Cover

This page should be left blank

Preface

The 633d Air Base Wing, host unit of Joint Base Langley-Eustis (JBLE), presents the Fiscal Year 2011 Economic Impact Analysis (EIA). The purpose of this analysis is to provide an estimate of the economic effect JBLE has on the local area. The EIA presents financial data, local expenditure data, and employment information in three sections: Langley Air Force Base, Fort Eustis and JBLE. An estimate of the number of secondary jobs created by JBLE's presence in the Hampton Roads area is also presented.

The mathematical formulas used for the computations were developed by the Deputy Assistant Secretary of the Air Force for Cost and Economics, based on the Office of the Secretary of Defense EIA model. All data and computations fairly represent the economic impact of JBLE. For those areas where actual data were not available, estimates were made using historical data and published U.S. Air Force or other federal government statistical factors.



ECONOMIC IMPACT ANALYSIS

Joint Base Langley-Eustis - FY11

TABLE 1
PERSONNEL BY CLASSIFICATION AND HOUSING LOCATION

As of: 30-Sep-11



CLASSIFICATION	LIVING ON BASE	LIVING OFF BASE	TOTAL
1. APPROPRIATED FUND MILITARY			
Active Duty	2,790	10,776	13,566
Air Force Reserve/Air National Guard	3	2,362	2,365
Non-Extended Active Duty Reserve/ANG	0	0	0
Trainees/Cadets	2,621	0	2,621
TOTAL:	5,414	13,138	18,552
2. ACTIVE DUTY MILITARY DEPENDENTS			
	3,589	26,118	29,707
3. APPROPRIATED FUND CIVILIANS			
General Schedule			6,212
Federal Wage Board			112
Other			7
		TOTAL:	6,331
4. NON-APPROPRIATED FUND CONTRACT CIVILIANS AND PRIVATE BUSINESS			
Civilian NAF			767
Civilian BX			460
Contract Civilians (not elsewhere included)			0
Private Businesses On Base, By Type:			
Branch Banks/Credit Union			22
Other Civilians (not elsewhere included)			16
		TOTAL:	1,265
	TOTAL PERSONNEL:		55,855

ECONOMIC IMPACT ANALYSIS
Joint Base Langley-Eustis - FY11

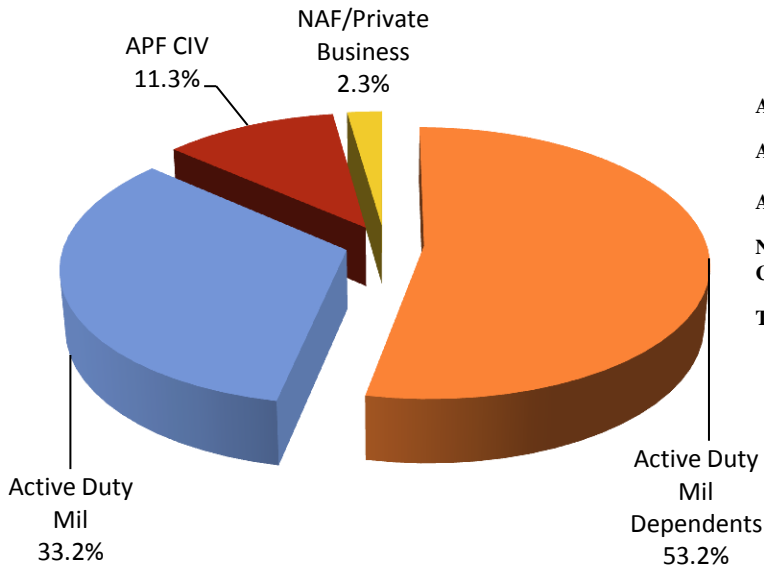


TABLE 2
ANNUAL PAYROLL BY CLASSIFICATION AND HOUSING LOCATION

As of: 30-Sep-11

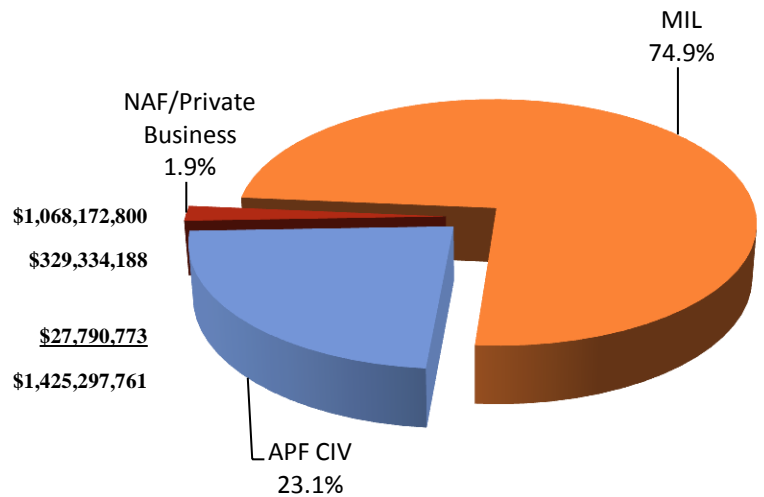
CLASSIFICATION	LIVING ON BASE (\$)	LIVING OFF BASE (\$)	TOTAL (\$)
1. APPROPRIATED FUND MILITARY			
Active Duty	\$81,720,670	\$933,993,685	\$1,015,714,355
ANG/Reserve	\$81,724	\$36,693,933	\$36,775,657
Trainees/Cadets	\$15,682,788	\$0	\$15,682,788
Non-Extended Active Duty ANG/Reserve	\$0	\$0	\$0
TOTAL:	\$97,485,182	\$970,687,618	\$1,068,172,800
2. APPROPRIATED FUND CIVILIANS			
General Schedule			\$322,574,291
Federal Wage Board			\$5,597,897
Other			\$1,162,000
		TOTAL:	\$329,334,188
3. NON-APPROPRIATED FUND CONTRACT CIVILIANS AND PRIVATE BUSINESS			
Civilian NAF			\$21,579,060
Civilian BX			\$4,953,708
Contract Civilians (not elsewhere included)			\$0
Private Businesses On Base, By Type:			
Branch Banks/Credit Union			\$738,525
Other Civilians (not elsewhere included)			\$519,480
		TOTAL:	\$27,790,773
	TOTAL ANNUAL PAYROLL:		\$1,425,297,761

JB Langley-Eustis FY11 Personnel & Annual Pay

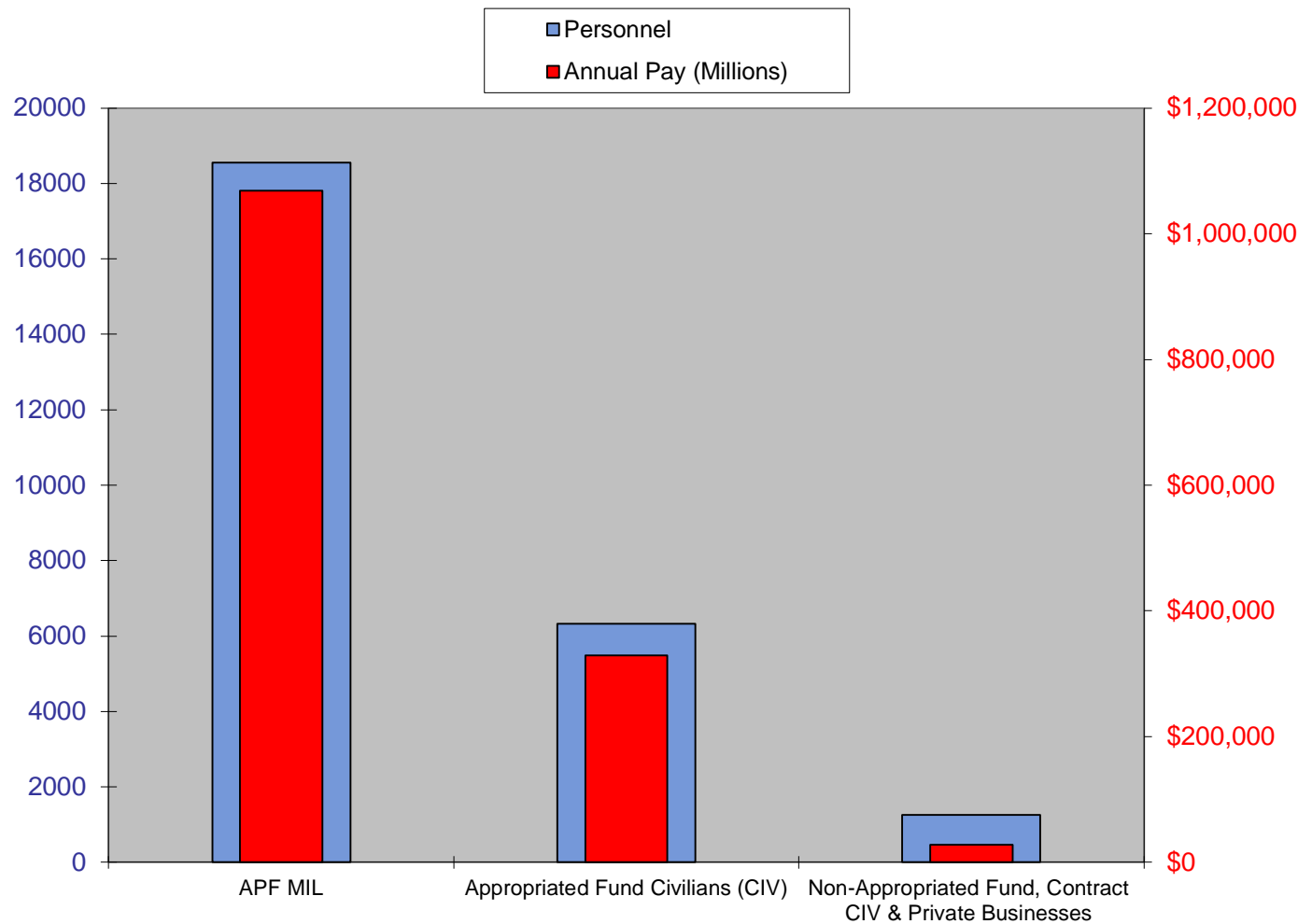


ACTIVE DUTY MILITARY (MIL) DEPENDENTS	29,707
APPROPRIATED FUND MILITARY	18,552
APPROPRIATED FUND (APF) CIVILIANS (CIV)	6,331
NON-APPROPRIATED FUND (NAF) CONTRACT CIV & PRIVATE BUSINESSES	<u>1,265</u>
TOTAL	55,855

MILITARY (MIL)	\$1,068,172,800
APPROPRIATED FUND (APF) CIVILIAN (CIV)	\$329,334,188
NON-APPROPRIATED FUND (NAF) CONTRACT CIV & PRIVATE BUSINESSES	<u>\$27,790,773</u>
TOTAL	\$1,425,297,761



JB Langley-Eustis FY11 Personnel vs. Pay (\$M)



ECONOMIC IMPACT ANALYSIS
Joint Base Langley-Eustis - FY11

TABLE 3
EXPENDITURES FOR CONSTRUCTION, SERVICES, AND PROCUREMENT OF
MATERIALS, EQUIPMENT, AND SUPPLIES

(Not including contracts for services supplied to other Air Force installations)

As of: 30-Sep-11

	ACTUAL ANNUAL EXPENDITURES
1. CONSTRUCTION	
Military Construction Program	\$44,838,480
Non-Appropriated Fund	\$610,594
Military Family Housing	\$0
O&M	\$130,879,655
Other	\$1,297,780

TOTAL:	\$177,626,509
 2. SERVICES	
Services Contracts *	\$88,831,249
Other Services (not elsewhere included)	\$0

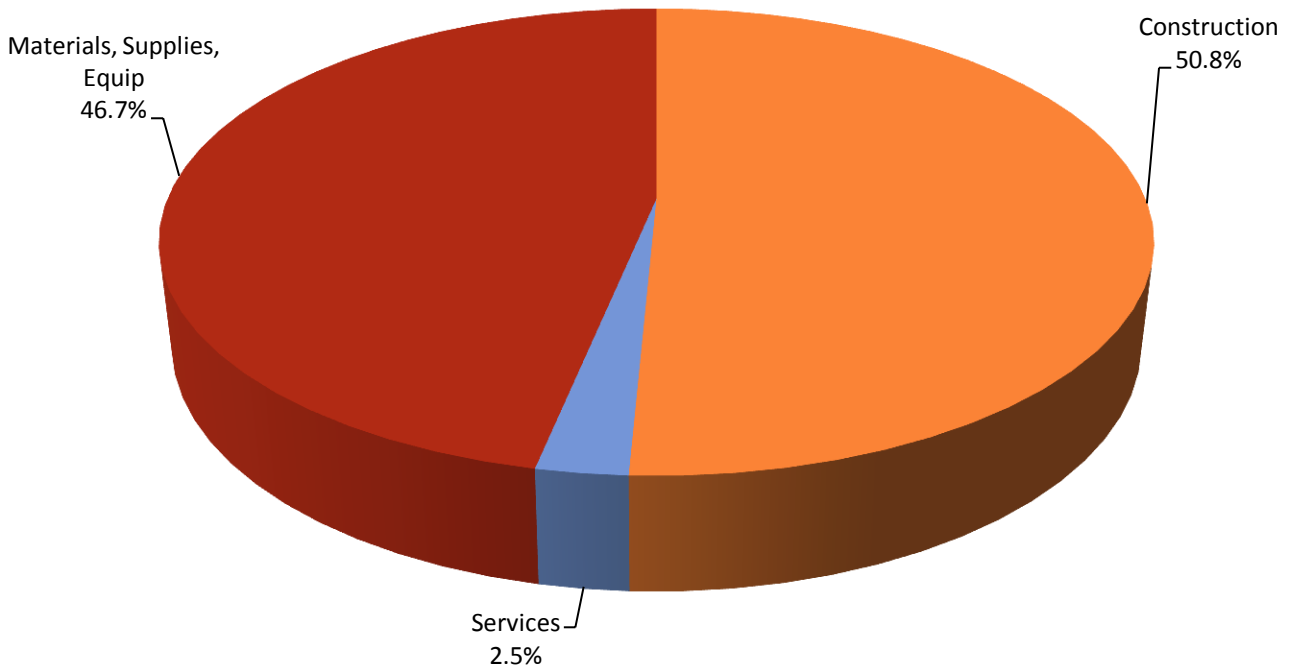
TOTAL:	\$88,831,249
 3. MATERIALS, EQUIPMENT, AND SUPPLIES PROCUREMENT	
Commissary	\$2,264,984
Base Exchange (BX)	\$1,738,472
Health (TRICARE, Government cost only)	\$102,414,976
Education (Impact aid and tuition assistance)	\$3,540,784
TDY	\$6,026,667
Other Materials, Equipment & Supplies (not elsewhere included)	\$47,653,335

TOTAL:	\$163,639,218
 TOTAL ANNUAL EXPENDITURES:	 \$430,096,976



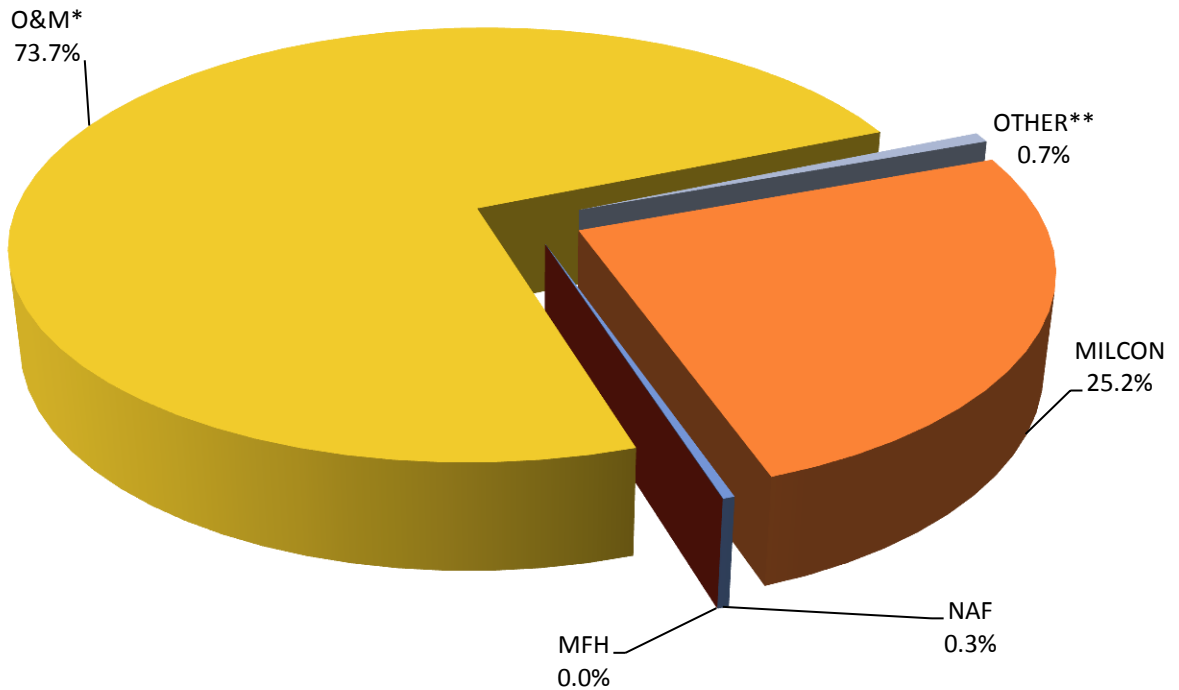
* Includes only contracts in the local economic area or contracts requiring the use of locally supplied goods and services.

JB Langley-Eustis FY11 Local Expenditures



CONSTRUCTION	\$177,626,509
SERVICES	\$8,831,249
MATERIALS, SUPPLIES, EQUIP	<u>\$163,639,218</u>
TOTAL	\$430,096,976

JB Langley-Eustis FY11 Construction



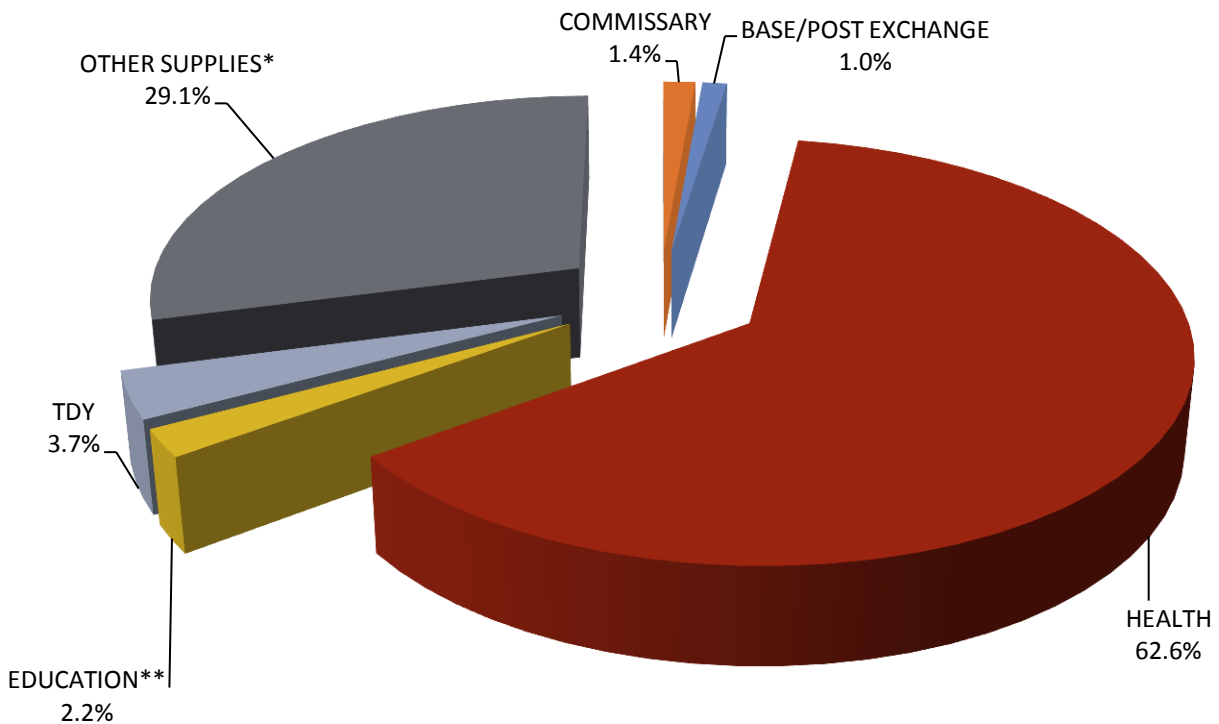
MILITARY CONSTRUCTION	\$44,838,480
NON-APPROPRIATED FUNDS	\$610,594
MILITARY FAMILY HOUSING	\$0
OPERATIONS & MAINTENANCE*	\$130,879,655
OTHER**	<u>\$1,297,780</u>
TOTAL	\$171,626,509

* Includes Facilities, Sustainment, Demolition, Restoration and Modernization

** Includes Environmental Conservation Investment Program

Data a/o Sep 11

JB Langley-Eustis FY11 Materials, Equipment, & Supplies Procurement



COMMISSARY	\$2,264,984
BASE/POST EXCHANGE	\$1,738,472
HEALTH	\$102,414,976
EDUCATION	\$3,540,784
TDY	\$6,026,667
OTHER	<u>\$47,653,335</u>
TOTAL	\$163,639,218

ECONOMIC IMPACT ANALYSIS
Joint Base Langley-Eustis - FY11



TABLE 4
ESTIMATE OF NUMBER AND DOLLAR VALUE OF INDIRECT JOBS CREATED

As of: 30-Sep-11

Type of Personnel	# of Base Jobs	Multiplier	# of Indirect Jobs
ACTIVE DUTY MILITARY	13,566	0.50	6,783
RESERVE/ANG/TRAINEEES	4,986	0.21	1,047
APF CIVILIANS	6,331	0.63	3,989
OTHER CIVILIANS	1,265	0.63	797
	-----		-----
TOTAL:	26,148		12,616

ESTIMATED NUMBER OF INDIRECT JOBS CREATED: 12,616

AVERAGE ANNUAL PAY FOR THE LOCAL COMMUNITY: \$41,440

ESTIMATED ANNUAL DOLLAR VALUE OF JOBS CREATED: \$522,807,040

Data Sources:

- Multipliers: LMI Economic Impact Database, Installations and Indirect/Induced Job Multipliers, Feb 95
- Avg Annual Pay: Current tables for Average Annual Pay Levels in Metropolitan Areas and Average Annual Pay by State and Industry are accessible at: <http://stats.bls.gov:80/newsrels.htm#OEUS>

ECONOMIC IMPACT ANALYSIS
Joint Base Langley-Eustis - FY11

TABLE 5
TOTAL ANNUAL ECONOMIC IMPACT ESTIMATE

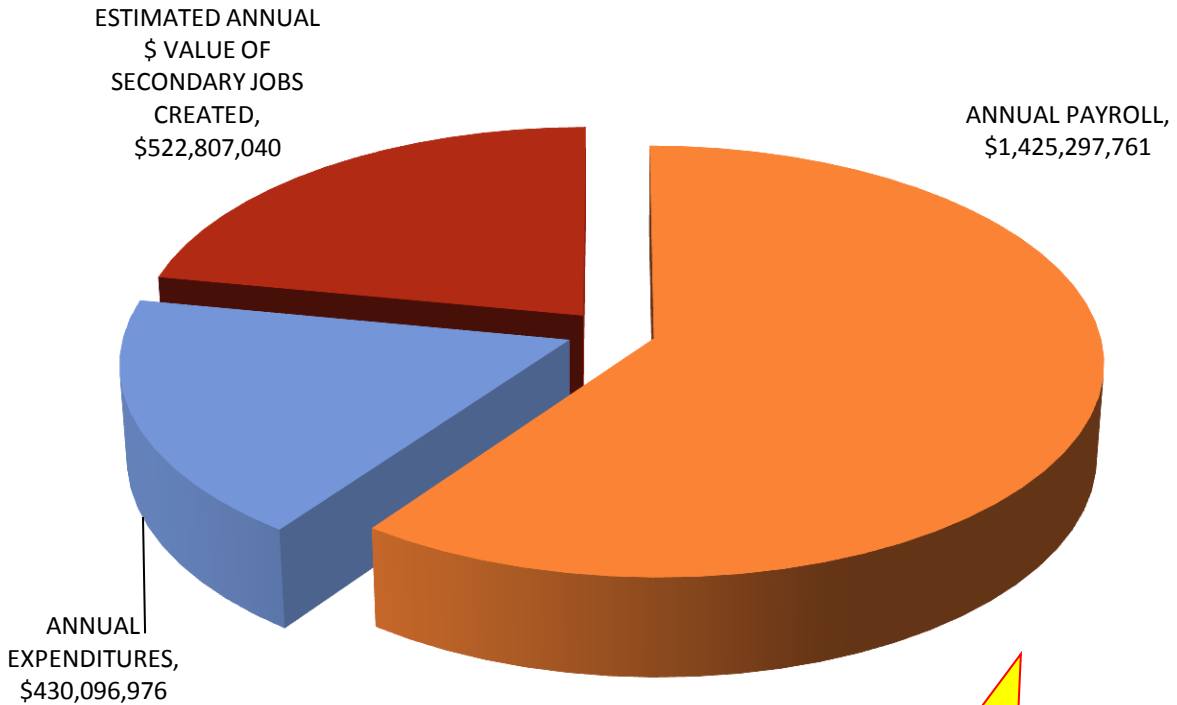
As of: 30-Sep-11

ANNUAL PAYROLL:		\$1,425,297,761
Military	\$1,068,172,800	
Federal Civilian	\$329,334,188	
Other Civilian	\$27,790,773	
ANNUAL EXPENDITURES:		\$430,096,976
ESTIMATED ANNUAL DOLLAR VALUE OF JOBS CREATED:		\$522,807,040
Estimated Indirect Jobs Created	12,616	
Average Annual Pay	\$41,440	

GRAND TOTAL:		\$2,378,201,777



JB Langley-Eustis FY11 Total Annual Economic Impact



**\$2.4B TOTAL
IMPACT
TO THE LOCAL
ECONOMY**

Langley Air Force Base: A Brief History

Langley Air Force Base, Virginia, is the oldest continuously active air base in the United States. In 1916, the National Advisory Council for Aeronautics, predecessor to the National Aeronautics and Space Administration (NASA), established the need for a joint airfield and proving ground for Army, Navy and National Advisory Council for Aeronautics aircraft. National Advisory Council for Aeronautics determined that the site must be coastal for over-water flying and near an Army post. It also had to be flat and relatively clear for expansion and aircraft operations. In 1917, the new proving ground was designated Langley Field for one of America's early air pioneers, Samuel Pierpont Langley.

Throughout the 1930s, Langley Field played a key role in the Army's efforts to strengthen the offensive and defensive posture of its air arm. The small grassy field became a major airfield of the Army Air Corps, and many of the brick buildings we see today were constructed at that time. On 1 March 1935, Langley Field became the center of tactical aviation for the United States Army. On that day, the Army Air Corps underwent a major reorganization which created General Headquarters Air Force, commonly referred to as GHQ AF.

At the outbreak of World War II, Langley took on a new mission: to develop special detector equipment used in antisubmarine warfare. Langley units were pivotal in the sinking of enemy submarines off the United States coast during the war. On 25 May 1946, the headquarters of the newly formed Tactical Air Command was established at Langley. The Command's mission was to organize, train, equip and maintain combat-ready forces capable of rapid deployment to meet the challenges of peacetime air sovereignty and wartime air defense. The arrival of Tactical Air Command and jet aircraft marked the beginning of a new era in the history of the field, and in January 1948, Langley Field officially became Langley Air Force Base.



On 1 June 1992, Langley became the headquarters of the newly formed Air Combat Command, as Tactical Air Command was deactivated as part of the Air Force's restructuring. Air Combat Command acts as the primary provider of air combat forces in the war-fighting commands—responsible for fighters, bombers, reconnaissance and battle-management aircraft, intercontinental ballistic missiles, command and control, communications and intelligence systems.

On 7 January 2010, the 9th Air Force reactivated the 633d Air Base Wing and declared it to be the host unit for Langley AFB. At that point, the 633 ABW became the link in the joint basing initiative between Langley AFB and the US Army's Fort Eustis, which together are now called Joint Base Langley-Eustis.



Langley Missions



HQ Air Combat Command

Mission – Air Combat Command is the primary force provider of combat airpower to America's war-fighting commands. To support global implementation of national security strategy, ACC operates fighter, bomber, reconnaissance, battle-management and electronic-combat aircraft. It also provides command, control, communications and intelligence systems, and conducts global information operations.

As a force provider, ACC organizes, trains, equips and maintains combat-ready forces for rapid deployment and employment while ensuring strategic air defense forces are ready to meet the challenges of peacetime air sovereignty and wartime air defense. ACC numbered air forces provide the air component to U.S. Central and Southern Commands with Headquarters ACC serving as the air component to U.S. Northern and Joint Forces Commands.



633d Air Base Wing

Mission – As the host unit at Langley Air Force Base, Virginia, the 633d Air Base Wing is comprised of three groups that provide installation support to more than 11,000 military and civilian personnel including Headquarters Air Combat Command and three operational wings. The Wing provides mission-ready expeditionary Airmen to combatant commanders in support of joint and combined operations worldwide. The activation of the 633 ABW as the new host unit for Langley Air Force Base on 7 Jan 2010, was the first step toward the creation of Joint Base Langley-Eustis.



1st Fighter Wing

Mission – The 1st Fighter Wing operates and maintains the F-22 Raptor. To accomplish their mission, the men and women of the 1 FW work in either the Operations Group or the Maintenance Group. The 1st Fighter Wing also includes two fighter squadrons: the 27th Fighter Squadron, known as the Fightin' Eagles and the 94 FS, known as the Hat-in-the-Ring Gang.



480th Intelligence, Surveillance and Reconnaissance Wing

Mission – The 480th ISR Wing is composed of highly skilled Airmen conducting regionally-focused, globally-networked Intelligence, Surveillance and Reconnaissance (ISR) war-fighting operations, to meet combatant command, component and national needs in the 21st century...war-fighters of choice in the joint and coalition fight. The 480th provides global command and control for the processing, exploitation and dissemination (PED) of intelligence data received from a variety of sources, including U-2, RQ-4, MQ-1 and MQ-9 across a network of 14 sites. The wing executes PED for ISR operations from five distributed ground systems (co-located with its five ISR groups), seven federated sites and two distributed sites.



192nd Fighter Wing

Mission – The federal mission of the 192nd Fighter Wing is to maintain the highest possible degree of combat readiness so as to be an effective combat unit to the U.S. Air Force upon mobilization. It is to execute directed tactical fighter missions designed to destroy enemy military forces, supplies, equipment, communications systems and installations.

The state mission is to remain ready to answer any call to duty by the governor of the Commonwealth of Virginia to aid, protect, and defend the commonwealth in any necessary capacity.

Langley AFB Tenant Units

Air Force Atlantic Area Audit Office

Air Force Command and Control Integration Center

Air Force Doctrine Center

Air Force Liaison (NASA)

Air Force Material Command Liaison Office

Air Force Office of Special Investigations Detachment 201

Air Force Office of Special Investigations Field Investigations Region 2

Air Land Sea Application Center

Area Defense Counsel

Defense Logistics Agency, Defense Contracts Management Command

Defense Security Service

Document Automated Printing

Langley Composite Squadron, Civil Air Patrol

USAF Judiciary-Eastern Circuit, Northern Region

U.S. Army Corps of Engineers

158th Fighter Wing, Vermont Air National Guard

372nd TRS Detachment 18 (AETC)

71st Aerial Port Squadron (AFRES)

512d Mission Support Squadron (AFRES)

622d Communications Flight (622 CF)

307th Fighter Squadron

710th Combat Operations Squadron

735th Supply Chain Management Group



ECONOMIC IMPACT ANALYSIS

Langley AFB - FY11

**TABLE 1
PERSONNEL BY CLASSIFICATION AND HOUSING LOCATION**

As of: 30-Sep-11



CLASSIFICATION	LIVING ON BASE	LIVING OFF BASE	TOTAL
1. APPROPRIATED FUND MILITARY			
Active Duty	749	7,263	8,012
Air Force Reserve/Air National Guard	3	1,347	1,350
Non-Extended Active Duty Reserve/ANG	0	0	0
Trainees/Cadets	0	0	0

TOTAL:	752	8,610	9,362
2. ACTIVE DUTY MILITARY DEPENDENTS			
	1,262	7,165	8,427
3. APPROPRIATED FUND CIVILIANS			
General Schedule			2,759
Federal Wage Board			112
Other			7

		TOTAL:	2,878
4. NON-APPROPRIATED FUND CONTRACT CIVILIANS AND PRIVATE BUSINESS			
Civilian NAF			368
Civilian BX			230
Contract Civilians (not elsewhere included)			0
Private Businesses On Base, By Type:			
Branch Banks/Credit Union			14
Other Civilians (not elsewhere included)			0

		TOTAL:	612
	TOTAL PERSONNEL:		21,279

ECONOMIC IMPACT ANALYSIS

Langley AFB - FY11



TABLE 2
ANNUAL PAYROLL BY CLASSIFICATION AND HOUSING LOCATION

As of: 30-Sep-11

CLASSIFICATION	LIVING ON BASE (\$)	LIVING OFF BASE (\$)	TOTAL (\$)
1. APPROPRIATED FUND MILITARY			
Active Duty	\$29,821,457	\$538,950,056	\$568,771,513
ANG/Reserve	\$81,724	\$36,693,933	\$36,775,657
Trainees/Cadets	\$0	\$0	\$0
Non-Extended Active Duty ANG/Reserve	\$0	\$0	\$0
	-----	-----	-----
TOTAL:	\$29,903,181	\$575,643,989	\$605,547,170
 2. APPROPRIATED FUND CIVILIANS			
General Schedule			\$198,101,469
Federal Wage Board			\$5,597,897
Other			\$1,162,000

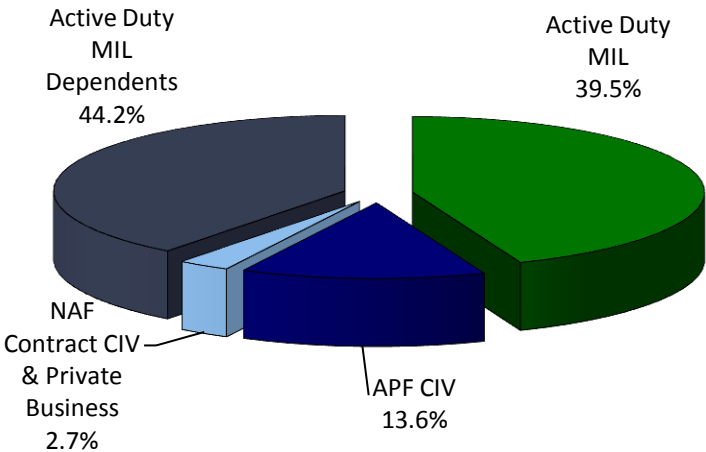
		TOTAL:	\$204,861,366
 3. NON-APPROPRIATED FUND CONTRACT CIVILIANS AND PRIVATE BUSINESS			
Civilian NAF			\$8,745,669
Civilian BX			\$2,476,854
Contract Civilians (not elsewhere included)			\$0
Private Businesses On Base, By Type:			
Branch Banks/Credit Union			\$463,045
Other Civilians (not elsewhere included)			\$0

		TOTAL:	\$11,685,568
	TOTAL ANNUAL PAYROLL:		\$822,094,104

Langley AFB FY11 Personnel & Annual Pay

FY11 Personnel Classifications

(Table 1)

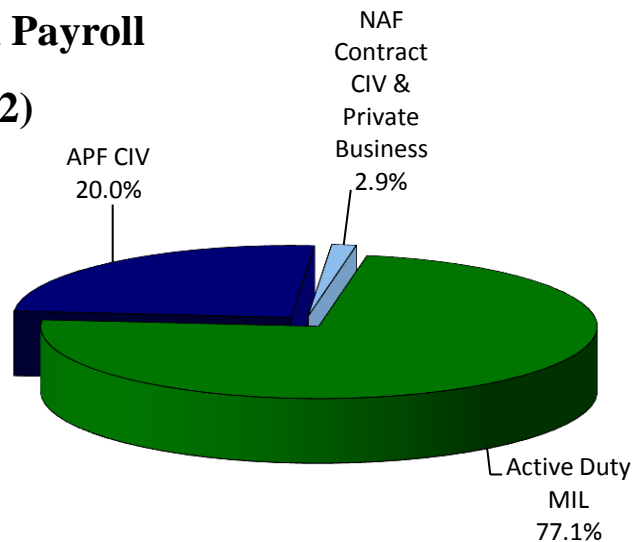


ACTIVE DUTY MILITARY (MIL) DEPENDENTS	8,427
APPROPRIATED FUND MILITARY	9,362
APPROPRIATED FUND (APF) CIVILIANS (CIV)	2,878
NON-APPROPRIATED FUND (NAF) CONTRACT CIV & PRIVATE BUSINESSES	<u>612</u>
TOTAL	21,279

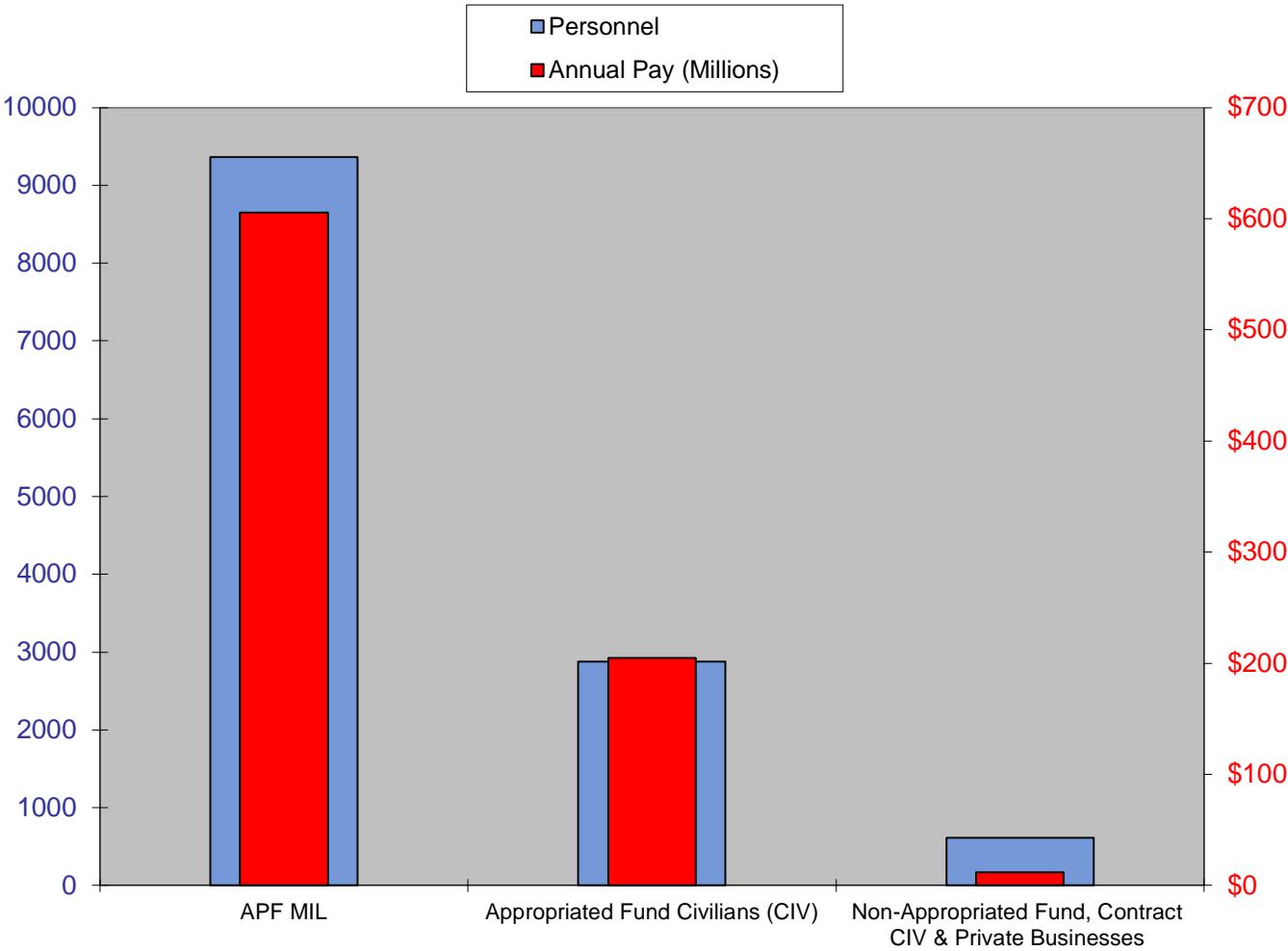
FY11 Annual Payroll

(Table 2)

MILITARY (MIL)	\$605,547,170
APPROPRIATED FUND (APF) CIVILIAN (CIV)	\$204,861,366
NON-APPROPRIATED FUND (NAF) CONTRACT CIV & PRIVATE BUSINESSES	<u>\$11,685,568</u>
TOTAL	\$822,094,104



Langley AFB FY11 Personnel vs. Pay (\$M)



ECONOMIC IMPACT ANALYSIS

Langley AFB - FY11

TABLE 3

EXPENDITURES FOR CONSTRUCTION, SERVICES, AND PROCUREMENT OF MATERIALS, EQUIPMENT, AND SUPPLIES

(Not including contracts for services supplied to other Air Force installations)

As of: 30-Sep-11



	ACTUAL ANNUAL EXPENDITURES
1. CONSTRUCTION	
Military Construction Program	\$6,674,480
Non-Appropriated Fund	\$610,594
Military Family Housing	\$0
O&M	\$51,119,855
Other	\$987,890

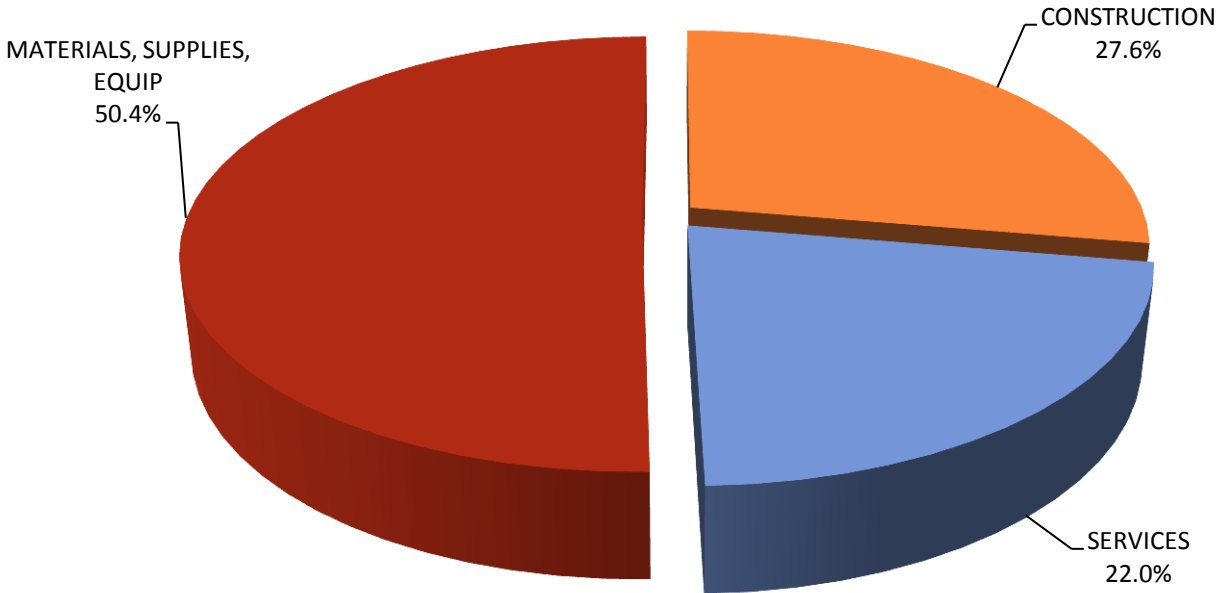
TOTAL:	\$59,392,819
2. SERVICES	
Services Contracts *	\$47,160,744
Other Services (not elsewhere included)	\$0

TOTAL:	\$47,160,744
3. MATERIALS, EQUIPMENT, AND SUPPLIES PROCUREMENT	
Commissary	\$2,235,361
Base Exchange (BX)	\$914,529
Health (TRICARE, Government cost only)	\$54,292,560
Education (Impact aid and tuition assistance)	\$1,860,648
TDY	\$5,994,822
Other Materials, Equipment & Supplies (not elsewhere included)	\$42,929,298

TOTAL:	\$108,227,218
TOTAL ANNUAL EXPENDITURES:	\$214,780,781

* Includes only contracts in the local economic area or contracts requiring the use of locally supplied goods and services.

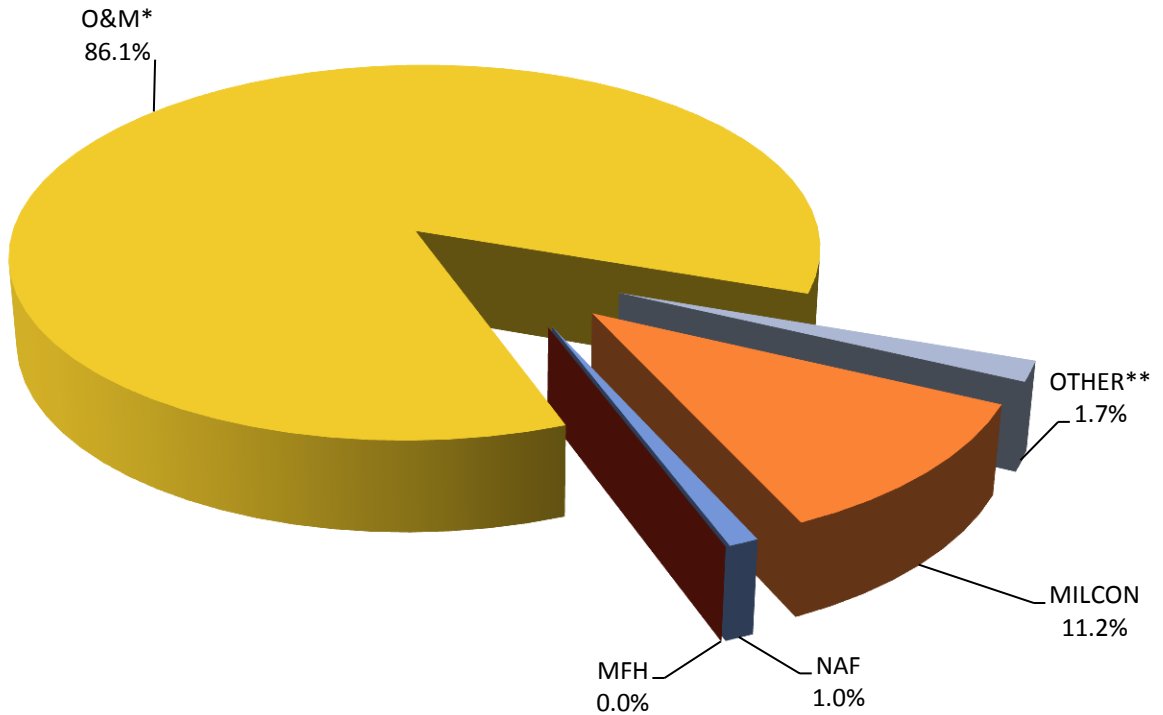
Langley AFB FY11 Local Expenditures



CONSTRUCTION	\$59,392,819
SERVICES	\$47,160,744
MATERIALS, SUPPLIES, EQUIP	<u>\$108,227,218</u>
TOTAL	\$214,780,781



Langley AFB FY11 Construction



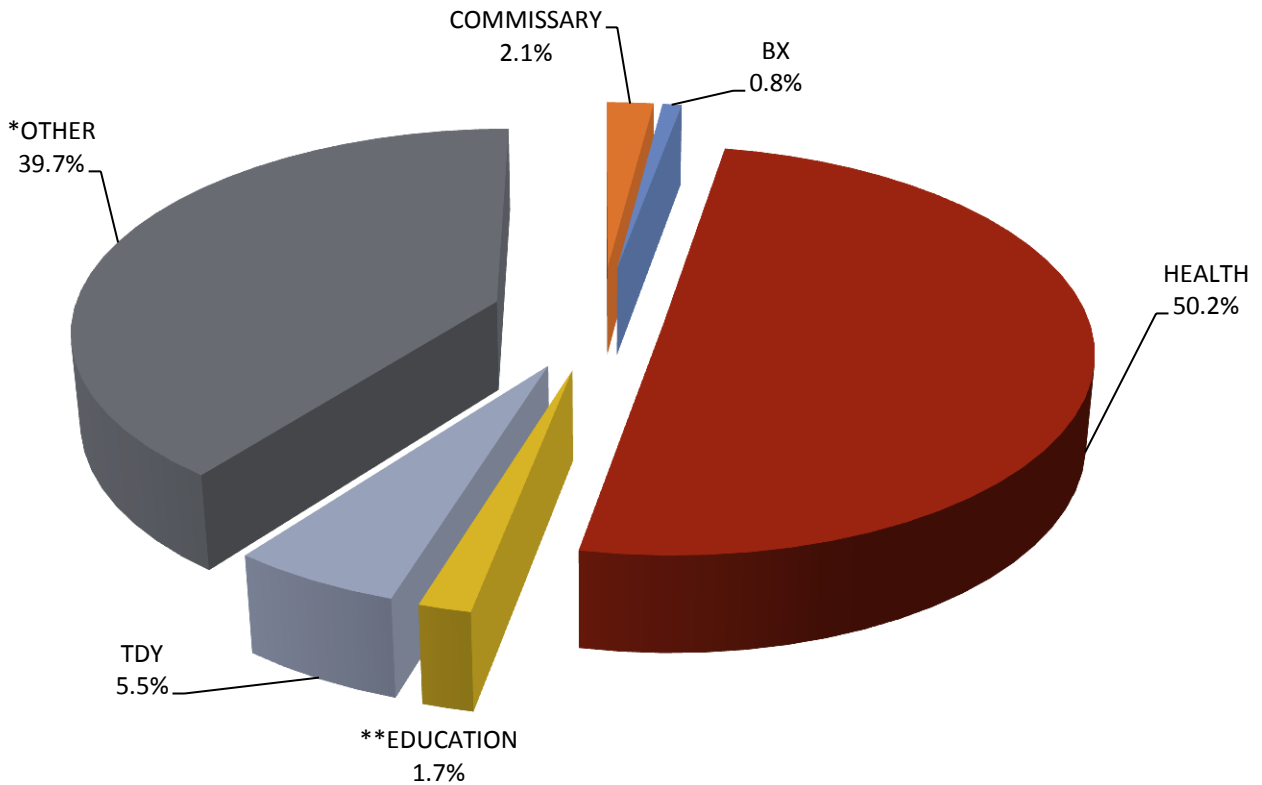
MILITARY CONSTRUCTION	\$6,674,480
NON-APPROPRIATED FUNDS	\$610,594
MILITARY FAMILY HOUSING	\$0
OPERATIONS & MAINTENANCE*	\$51,119,855
OTHER**	<u>\$987,890</u>
TOTAL	\$59,392,819

* Includes Facilities, Sustainment, Demolition, Restoration and Modernization

** Includes Environmental Conservation Investment Program

Data a/o Sep 11

Langley AFB FY11 Materials, Equipment, & Supplies Procurement



COMMISSARY	\$2,235,361
BASE EXCHANGE	\$914,529
HEALTH	\$54,292,560
EDUCATION	\$1,860,648
TDY	\$5,994,822
OTHER	<u>\$42,929,298</u>
TOTAL	\$108,227,218

* Includes fuels, GPC purchases, supplies, equipment, etc.

** Includes Tuition Assistance payments and Impact Aid payments

ECONOMIC IMPACT ANALYSIS

Langley AFB - FY11

TABLE 4

ESTIMATE OF NUMBER AND DOLLAR VALUE OF INDIRECT JOBS CREATED

As of: 30-Sep-11

Type of Personnel	# of Base Jobs	Multiplier	# of Indirect Jobs
ACTIVE DUTY MILITARY	8,012	0.50	4,006
RESERVE/ANG/TRAINEEES	1,350	0.21	284
APF CIVILIANS	2,878	0.63	1,813
OTHER CIVILIANS	612	0.63	386
TOTAL:	12,852		6,489

ESTIMATED NUMBER OF INDIRECT JOBS CREATED: 6,489

AVERAGE ANNUAL PAY FOR THE LOCAL COMMUNITY: \$41,440

ESTIMATED ANNUAL DOLLAR VALUE OF JOBS CREATED: \$268,904,160

Data Sources:

- Multipliers: LMI Economic Impact Database, Installations and Indirect/Induced Job Multipliers, Feb 95
- Avg Annual Pay: Current tables for Average Annual Pay Levels in Metropolitan Areas and Average Annual Pay by State and Industry are accessible at: <http://stats.bls.gov:80/newsrels.htm#OEUS>



ECONOMIC IMPACT ANALYSIS

Langley AFB - FY11

TABLE 5
TOTAL ANNUAL ECONOMIC IMPACT ESTIMATE

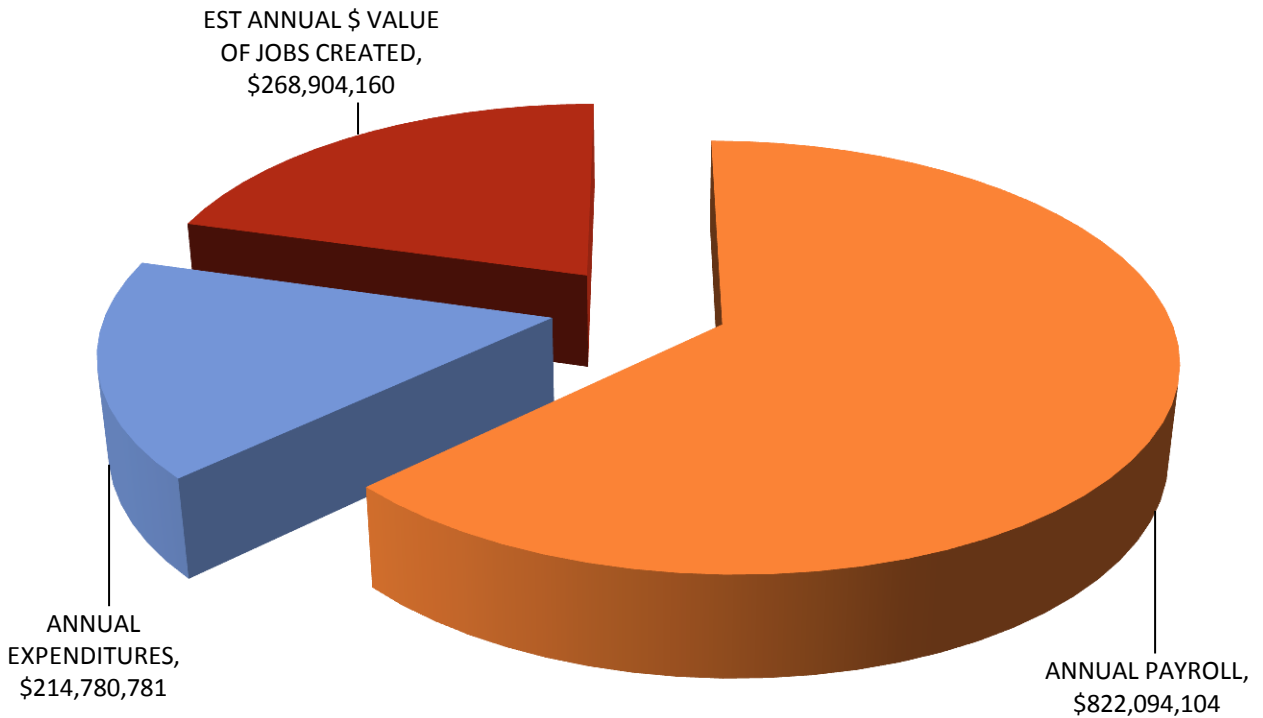
As of: 30-Sep-11

ANNUAL PAYROLL:		\$822,094,104
Military	\$605,547,170	
Federal Civilian	\$204,861,366	
Other Civilian	\$11,685,568	
ANNUAL EXPENDITURES:		\$214,780,781
ESTIMATED ANNUAL DOLLAR VALUE OF JOBS CREATED:		\$268,904,160
Estimated Indirect Jobs Created	6,489	
Average Annual Pay	\$41,440	

GRAND TOTAL:		\$1,305,779,045



Langley AFB FY11 Total Annual Economic Impact



**\$1.3B TOTAL
IMPACT
TO THE LOCAL
ECONOMY**

Fort Eustis: A Brief History

For more than 70 years, Fort Eustis has had a proud heritage of supporting our nation's combat forces.

During the colonial period, Fort Eustis was known as Mulberry Island. It was the home of John Rolfe, husband of Native American princess Pocahontas.

On March 17, 1918, the U.S. Army purchased Mulberry Island and the surrounding acreage for \$538,000 in response to World War I. Camp Abraham Eustis was established as a coast artillery replacement center for nearby Fort Monroe, as well as a balloon observation school. The camp was named for Brevet Brig. Gen. Abraham Eustis, the first commanding officer of Fort Monroe.

In 1923, the camp became Fort Eustis, a permanent military installation. It was garrisoned by artillery and infantry units until 1931, when it became a federal prison, primarily for bootleggers. Prohibition's repeal forced a decline in prisoners, and the post was taken over by various military and non-military activities.

Fort Eustis reopened as a military installation in August 1940 as the U.S. Coast Guard Artillery Replacement Training Center. In 1946, the fort became home to the newly-formed U.S. Army Transportation School, which relocated from New Orleans. Training in rail, marine, amphibious operations and other modes of transportation was consolidated at Fort Eustis.

As part of the Base Realignment and Closure Act of 2005, the Transportation Corps and School moved to Fort Lee, Va., and Fort Eustis' installation management functions were transferred to the U.S. Air Force at nearby Langley Air Force Base. Full transfer of authority to the Air Force's 633d Air Base Wing occurred Oct. 1, 2010, and Joint Base Langley-Eustis achieved its full operational capability.




Fort Eustis Missions



TRADOC

Mission – Training and Doctrine Command develops, educates and trains Soldiers, civilians, and leaders; supports unit training; and designs, builds and integrates a versatile mix of capabilities, formations, and equipment to strengthen the U.S. Army as America’s Force of Decisive Action.



7th Sustainment Brigade

Mission – The 7th Sustainment Brigade is the "Army's Navy." The 7th Sustainment Brigade, located at Fort Eustis, Va. (Joint Base Langley-Eustis) and Fort Story, Va. (Joint Expeditionary Base Little Creek-Fort Story) provides logistic support anywhere, at any time, in any environment.

Elements of the brigade's six battalions and their companies are deployed at any given time supporting a number of global missions to include Kuwait, U.S. Army South, Iraq and Afghanistan.



128th Aviation Brigade

Mission – The 128th Aviation Brigade produces Army aviation maintenance Soldiers that can contribute immediately to the combat readiness of their gaining unit. The focus is on Army Values, World Class Aviation Maintenance Training, Training Products, Physical Conditioning, Warrior Tasks and Battle Drills, and the Warrior Ethos for active Army, Army Reserve and Army National Guard enlisted, Air Force, select officer specialties and international students, providing subject matter expertise in Army aviation maintenance and training as part of the U.S. Army Aviation Center of Excellence.



93d Signal Brigade

Mission – The 93d Signal Brigade commands, controls, and defends the Eastern region of the LandWarNet (LWN) in CONUS and supports operating and generating forces engaged in full spectrum operations enhancing battle command through the transparent delivery of LWN capabilities.



597th Transportation Brigade

Mission – The 597th Transportation Brigade, part of the U.S. Army Surface Deployment and Distribution Command (SDDC), provides expeditionary and sustained end-to-end deployment and distribution to meet the Nation's objectives.



IMCOM Atlantic Region Headquarters

Mission – The IMCOM Atlantic Region Headquarters mission is to provide equitable, efficient and effective management of Army installations to support readiness, mission execution and transformation of an expeditionary force, enable the well-being of Soldiers, civilians and family members, improve the infrastructure, and preserve the environment.



U.S. Army Training Support Center

Mission – ATSC manages, plans, integrates, implements, and sustains specific Training Support System (TSS) programs, products, services, and facilities that support training across all training domains, TRADOC's core missions, and the Army.

Fort Eustis Tenant Units

Army Support Activity (ASA)
McDonald Army Health Center
Initial Military Training Center of Excellence
Aviation Applied Technology Directorate
Joint Task Force – Civil Support (JTF-CS)
Joint Deployment Training Center
U.S. Coast Guard Port Security Unit 305



ECONOMIC IMPACT ANALYSIS

Fort Eustis - FY11

TABLE 1
PERSONNEL BY CLASSIFICATION AND HOUSING LOCATION

As of: 30-Sep-11



CLASSIFICATION	LIVING ON BASE	LIVING OFF BASE	TOTAL
1. APPROPRIATED FUND MILITARY			
Active Duty	2,041	3,513	5,554
Army Reserve/Army National Guard	0	1,015	1,015
Non-Extended Active Duty Reserve/ANG	0	0	0
Trainees/Cadets	2,621		2,621

TOTAL:	4,662	4,528	9,190
2. ACTIVE DUTY MILITARY DEPENDENTS	2,327	18,953	21,280
3. APPROPRIATED FUND CIVILIANS			
General Schedule			3,453
Federal Wage Board			0
Other			0

		TOTAL:	3,453
4. NON-APPROPRIATED FUND CONTRACT CIVILIANS AND PRIVATE BUSINESS			
Civilian NAF			399
Civilian BX			230
Contract Civilians (not elsewhere included)			0
Private Businesses On Base, By Type:			
Branch Banks/Credit Union			8
Other Civilians (not elsewhere included)			16

		TOTAL:	653
TOTAL PERSONNEL:			34,576

ECONOMIC IMPACT ANALYSIS

Fort Eustis - FY11

**TABLE 2
ANNUAL PAYROLL BY CLASSIFICATION AND HOUSING LOCATION**

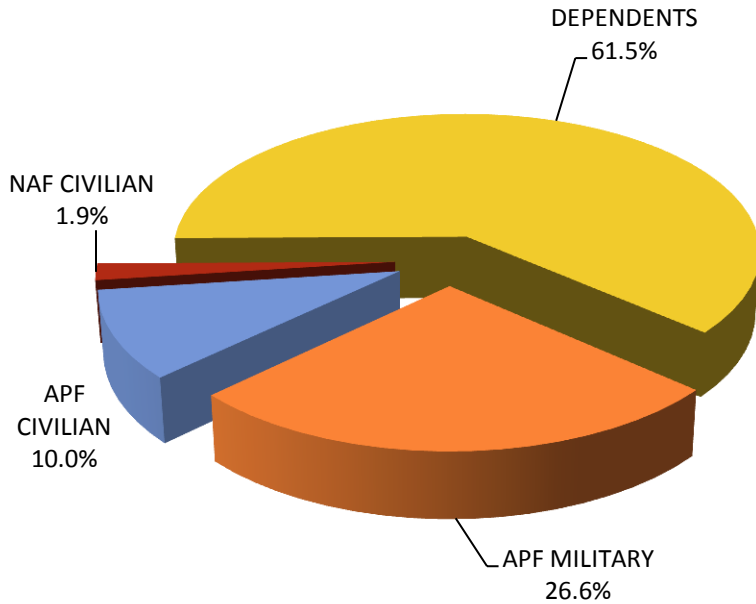
As of: 30-Sep-11

CLASSIFICATION	LIVING ON BASE (\$)	LIVING OFF BASE (\$)	TOTAL (\$)
1. APPROPRIATED FUND MILITARY			
Active Duty	\$51,899,213	\$395,043,629	\$446,942,842
ANG/Reserve	\$0	\$0	\$0
Trainees/Cadets	\$15,682,788	\$0	\$15,682,788
Non-Extended Active Duty ANG/Reserve	\$0	\$0	\$0
	-----	-----	-----
TOTAL:	\$67,582,001	\$395,043,629	\$462,625,630
 2. APPROPRIATED FUND CIVILIANS			
General Schedule			\$127,472,822
Federal Wage Board			\$0
Other			\$0
		-----	-----
		TOTAL:	\$127,472,822
 3. NON-APPROPRIATED FUND CONTRACT CIVILIANS AND PRIVATE BUSINESS			
Civilian NAF			\$12,833,391
Civilian BX			\$2,476,854
Contract Civilians (not elsewhere included)			\$0
Private Businesses On Base, By Type:			
Branch Banks/Credit Union			\$275,480
Other Civilians (not elsewhere included)			\$519,480
		-----	-----
		TOTAL:	\$16,105,205
	 TOTAL ANNUAL PAYROLL:		 \$606,203,657



Fort Eustis FY11 Personnel & Annual Pay

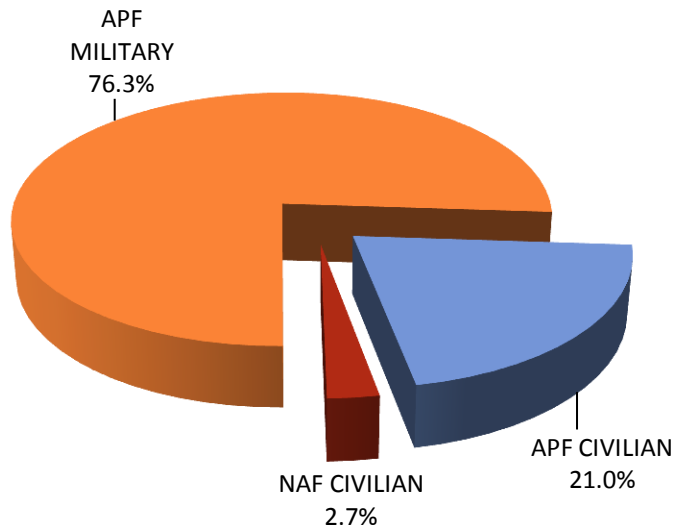
FY11 Personnel Classifications



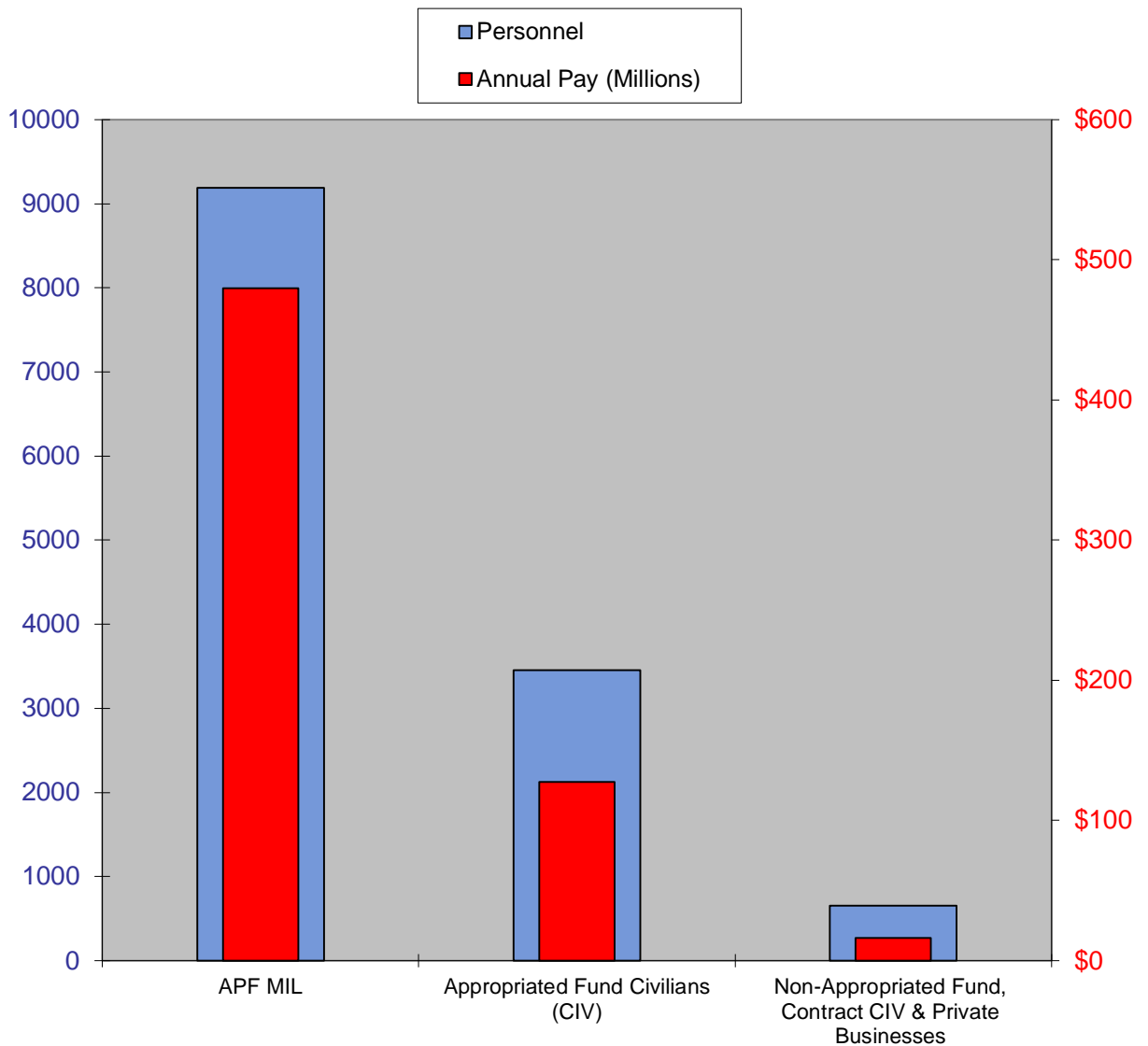
ACTIVE DUTY MILITARY (MIL) DEPENDENTS	21,280
APPROPRIATED FUND MILITARY	9,190
APPROPRIATED FUND (APF) CIVILIANS (CIV)	3,453
NON-APPROPRIATED FUND (NAF) CONTRACT CIV & PRIVATE BUSINESSES	<u>653</u>
TOTAL	34,576

FY11 Annual Payroll

MILITARY (MIL)	\$462,625,630
APPROPRIATED FUND (APF) CIVILIAN (CIV)	\$127,472,822
NON-APPROPRIATED FUND (NAF) CONTRACT CIV & PRIVATE BUSINESSES	<u>\$16,105,205</u>
TOTAL	\$606,203,657



Fort Eustis FY11 Personnel vs. Pay (\$M)



ECONOMIC IMPACT ANALYSIS

Fort Eustis - FY11

TABLE 3 EXPENDITURES FOR CONSTRUCTION, SERVICES, AND PROCUREMENT OF MATERIALS, EQUIPMENT, AND SUPPLIES

(Not including contracts for services supplied to other Air Force installations)

As of: 30-Sep-11

	ACTUAL ANNUAL EXPENDITURES
1. CONSTRUCTION	
Military Construction Program	\$38,164,000
Non-Appropriated Fund	\$0
Military Family Housing	\$0
O&M	\$79,759,800
Other	\$309,890

TOTAL:	\$118,233,690
2. SERVICES	
Services Contracts *	\$41,670,505
Other Services (not elsewhere included)	\$0

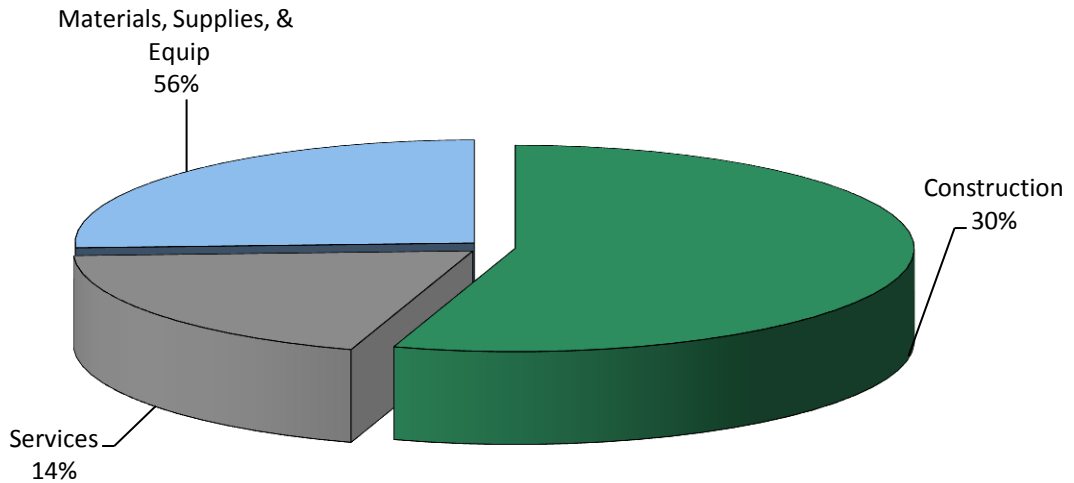
TOTAL:	\$41,670,505
3. MATERIALS, EQUIPMENT, AND SUPPLIES PROCUREMENT	
Commissary	\$29,623
Post Exchange (PX)	\$823,943
Health (TRICARE, Government cost only)	\$48,122,416
Education (Impact aid and tuition assistance)	\$1,680,136
TDY	\$31,845
Other Materials, Equipment & Supplies (not elsewhere included)	\$4,724,037

TOTAL:	\$55,412,000
TOTAL ANNUAL EXPENDITURES:	\$215,316,195



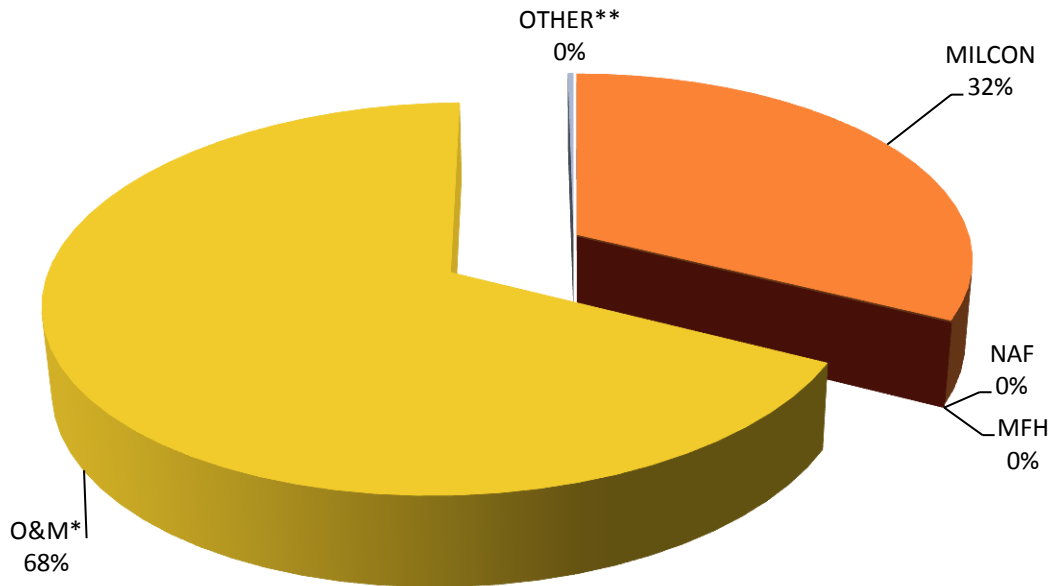
* Includes only contracts in the local economic area or contracts requiring the use of locally supplied goods and services.

Fort Eustis FY11 Local Expenditures



CONSTRUCTION	\$118,233,690
SERVICES	\$41,670,505
MATERIALS, SUPPLIES, EQUIP	<u>\$55,412,000</u>
TOTAL	\$215,316,195

Fort Eustis FY11 Construction

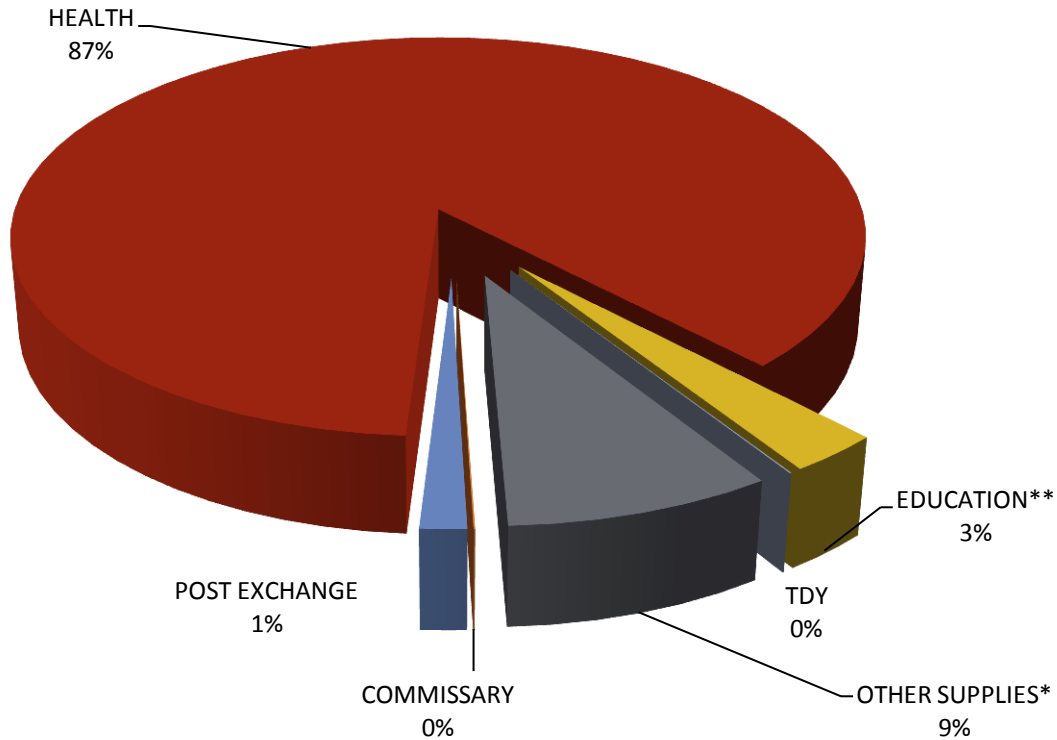


MILITARY CONSTRUCTION	\$38,164,000
NON-APPROPRIATED FUNDS	\$0
MILITARY FAMILY HOUSING	\$0
OPERATIONS & MAINTENANCE*	\$79,759,800
OTHER**	<u>\$309,890</u>
TOTAL	\$118,233,690

* Includes Facilities, Sustainment, Demolition, Restoration and Modernization

** Includes Environmental Conservation Investment Program

Fort Eustis FY11 Materials, Equipment, & Supplies Procurement



COMMISSARY	\$29,623
POST EXCHANGE	\$823,943
HEALTH	\$48,122,416
EDUCATION	\$1,680,136
TDY	\$31,845
OTHER	<u>\$4,724,037</u>
TOTAL	\$55,412,000

* Includes fuels, GPC purchases, supplies, equipment, etc.

** Includes Tuition Assistance payments and Impact Aid payments

ECONOMIC IMPACT ANALYSIS

Fort Eustis - FY11



TABLE 4

ESTIMATE OF NUMBER AND DOLLAR VALUE OF INDIRECT JOBS CREATED

As of: 30-Sep-11

Type of Personnel	# of Base Jobs	Multiplier	# of Indirect Jobs
ACTIVE DUTY MILITARY	5,554	0.50	2,777
RESERVE/ANG/TRAINÉES	3,636	0.21	764
APF CIVILIANS	3,453	0.63	2,175
OTHER CIVILIANS	653	0.63	411
	-----		-----
TOTAL:	13,296		6,127

ESTIMATED NUMBER OF INDIRECT JOBS CREATED: 6,127

AVERAGE ANNUAL PAY FOR THE LOCAL COMMUNITY: \$41,440

ESTIMATED ANNUAL DOLLAR VALUE OF JOBS CREATED: \$253,902,880

Data Sources:

Multipliers: LMI Economic Impact Database, Installations and Indirect/Induced Job Multipliers, Feb 95
Avg Annual Pay: Current tables for Average Annual Pay Levels in Metropolitan Areas and Average Annual Pay by State and Industry are accessible at: <http://stats.bls.gov:80/newsrels.htm#OEUS>

ECONOMIC IMPACT ANALYSIS

Fort Eustis - FY11

TABLE 5

TOTAL ANNUAL ECONOMIC IMPACT ESTIMATE

As of: 30-Sep-11

ANNUAL PAYROLL: \$606,203,657

Military	\$462,625,630
Federal Civilian	\$127,472,822
Other Civilian	\$16,105,205

ANNUAL EXPENDITURES: \$215,316,195

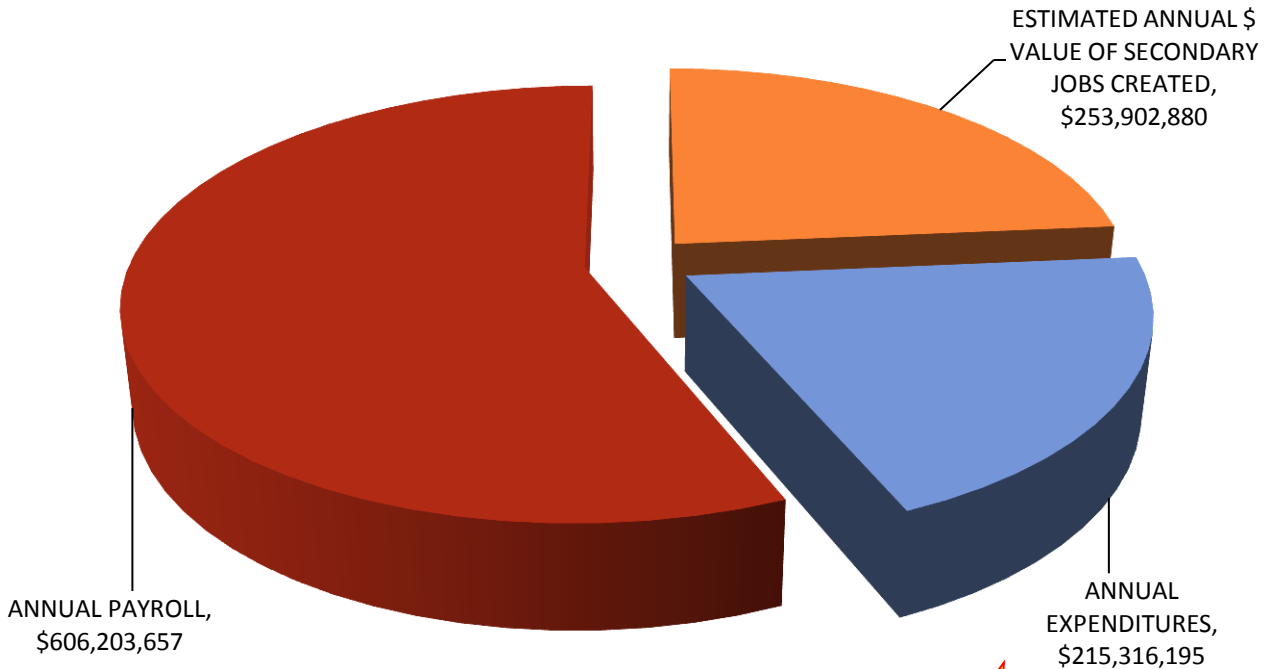
ESTIMATED ANNUAL DOLLAR VALUE OF JOBS CREATED: \$253,902,880

Estimated Indirect Jobs Created	6,127
Average Annual Pay	\$41,440

**GRAND TOTAL: -----
\$1,075,422,731**



Fort Eustis FY11 Total Annual Economic Impact



**\$1.1B TOTAL
IMPACT
TO THE LOCAL
ECONOMY**

Lasting Partnership

Reaching our Community

Nearly \$1.8 Billion in payroll & local expenditures generated at JBLE in 2011 translated into \$2.4 Billion through secondary hiring and business opportunities

12,616 Secondary Jobs were sustained/created by our presence

Acknowledgements

The information presented in the report depicts the economic interdependence that Langley AFB, Ft Eustis, and the surrounding communities share.

The EIA contains the combined efforts of financial managers throughout Langley AFB and Ft Eustis, without whose assistance the collection and publishing of this analysis would not have been possible. Data was provided by both Langley AFB and Ft Eustis Resource Managers, Contracting Offices, Tenant Agencies, Defense Commissary Agency, and Army and Air Force Exchange Service, and the US Department of Education..

The data for Off-Base Patient Care were derived from a TRICARE report of Langley AFB and Ft Eustis enrollees who purchased care off-base. This was a different methodology than previous reports, which relied upon total Defense Health Dollars spent within a 40 mile radius of the base.

Commissary sales were excluded from the calculations.

Due to the privatization of what was formerly considered “On-Base Housing”, the only residents considered to live in “On-Base Housing” for the purpose of this report were residents of the dorms.

Questions should be addressed to the 633d Comptroller Squadron, Financial Analysis Flight, DSN 574-4067, commercial (757) 764-4067.

Back Inside Cover

This page should be left blank