

CARS

Central Accounting & Reporting System

**GWA Day
December 11, 2012**

Presented by Tamia Williams,
Jennifer Dickens, & Imani Kearse



Presentation Topics

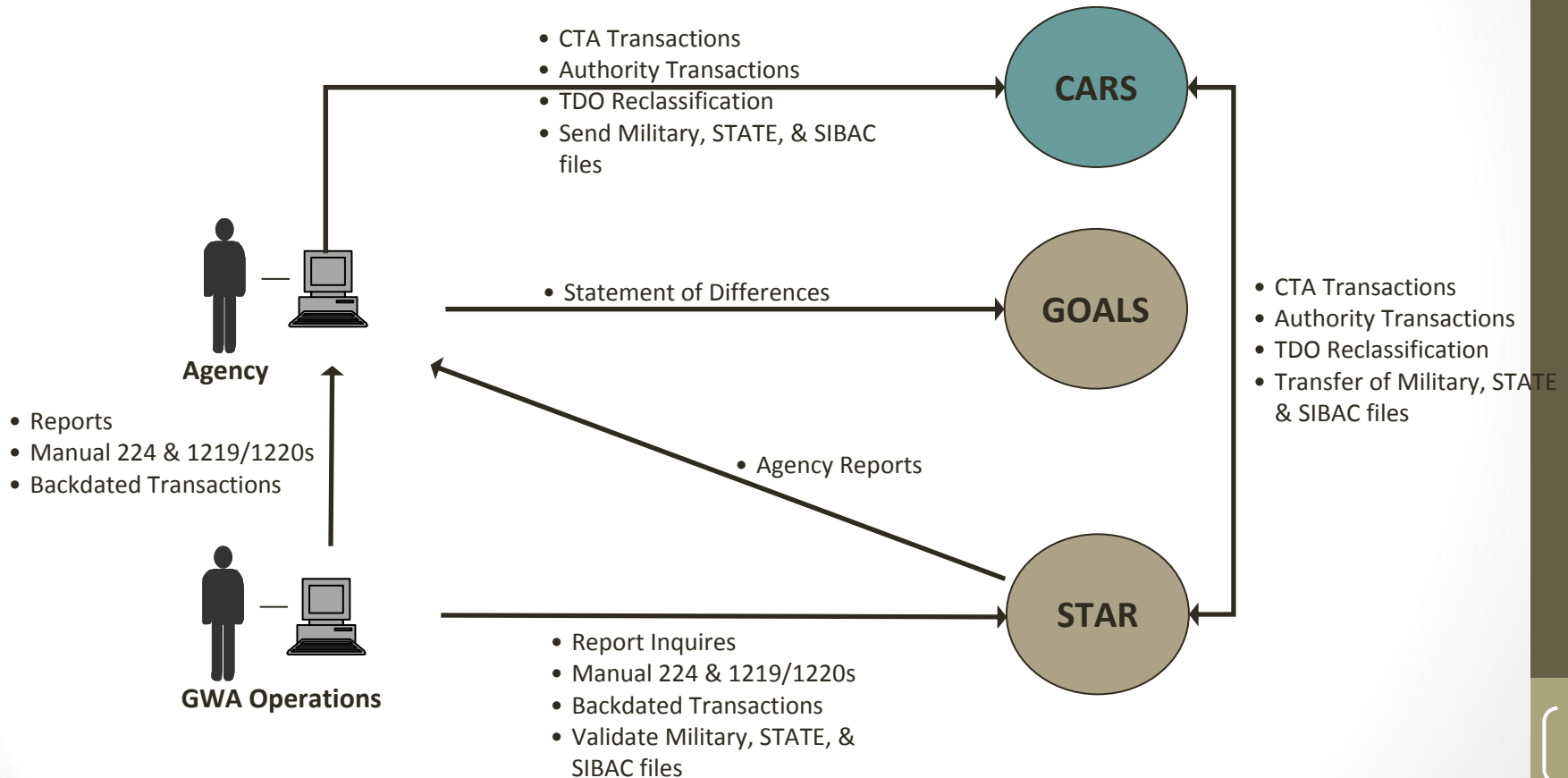
- Acronyms.....
- CARS Reporter - Current State.....
- CARS Reporter – January, 2013.....
- CARS Reporter – July, 2013.....
- CARS Reporter – November, 2013.....
- User Provisioning Changes.....
- Contact Information.....
- Appendix – Reports Definitions.....

Acronyms

- ALC Agency Location Code
- ASR Agency Standard Reporting
- ATM Agency Transaction Module
- BETC Business Event Type Code
- CAFÉ Central Accounting Front End Module
- CARS Central Accounting & Reporting System
- CGAC Common Governmentwide Accounting Code
- CTA Classification Transactions and Accountability Module
- FBWT Fund Balance With Treasury
- GOALS Government On-line Accounting Link Access System
- GWA Governmentwide Accounting
- ITIM IBM Tivoli Identity Management
- NTDO Non-Treasury Disbursing Office
- SOD Statement Of Differences
- STAR Treasury's Legacy Central Accounting System
- TAS Treasury Account Symbol
- TDO Treasury Disbursing Office
- UPS User Provisioning Service

CARS Reporter Workflow

Current State



CARS Reporter

Current State – Account Statement



HOME HELP LOG OFF

-- Go To -- Go

Welcome, Keith Jarboe

12/04/2006 03:09:35 PM EST

Account Statement ▾ ALC Statement ▸ Support Listings ▸

Account Summary ▸ Expenditure Activity ▸ Transactions ▾

Home > Reports > Account Statement > Transactions Inquiry

Transaction Inquiry

* Required fields. |

* Agency DEPARTMENT OF AGRICULTURE - (12) ▾

* FMS Organization All ▾

* Account Type All (Expenditure) ▾ Unappropriated Receipts ▾

* Fund Type All ▾

* Treasury Account Symbol ----- All ----- (Hold CONTROL to select multiple entries or SHIFT to select a range of entries)
2001/021801
2001/021802

* Business Event Type All ▾

* Accounting Period 2008 Fiscal Year ▾
 Month of January ▾ Only
 January ▾ through January ▾
 September Final

* Balance Display Accounting (includes prior period adjustments)
 Published (does not include prior period adjustments)
 Provisional (includes transactions not yet posted)

View Transactions

Download...

Reset

[Contact Us](#) | [Accessibility](#) | [Privacy Policy](#)

U. S. Department of the Treasury - Financial Management Service

CARS Reporter

Current State – Bulk File Upload in CTA

Classification Transactions and Accountability

[Online](#) | Bulk

* Indicates Required Field

* Select TDO File to Upload

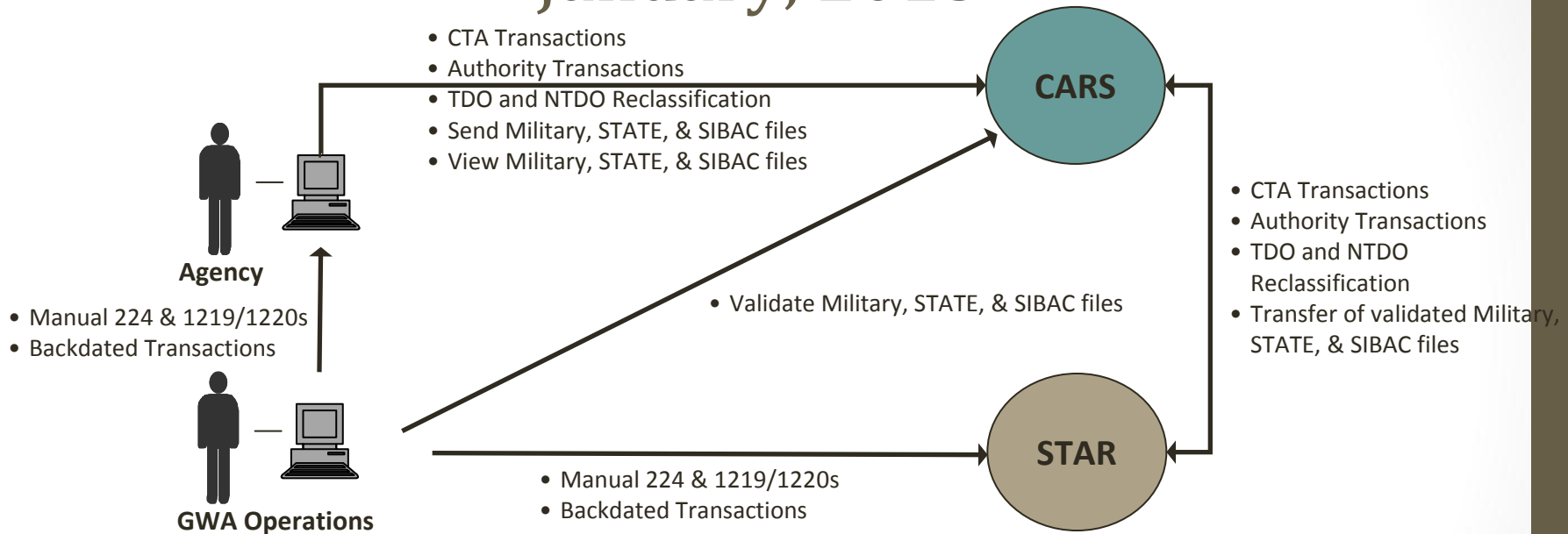
OR

* Select NTDO File to Upload

Agency Functionality

Workflow

January, 2013



- Agencies can create & view ATM transactions in CARS
- TDO and NTDO ALCs can reclassify in CTA and Account Statement
- The Military, STATE & SIBAC files are viewable in CTA
- CARS sends the transactions to STAR
- STAR sends information back to CARS
- The accounting view of Account Statement updated on 1 day lag
- The provisional view of Account Statement updated real time
- Operations continues to enter backdated transactions and Manual 224 & 1219/1220s in STAR


CARS Reporter

January, 2013 – Reclassification in Account Statement

Account Summary > Expenditure Activity > Transactions ▾

Home > Reports > Account Statement > Transaction Inquiry > Account Transaction List

Account Transactions List

Download ... Print in PDF 

Expenditure Activity

Search Criteria

Agency: DEPARTMENT OF AGRICULTURE - (12) Bureau/Dist. Code: All
 Account Type: All Fund Type: All
 TAS: All Balance Display: Provisional
 Accounting Period: 2002 Fiscal Year, October - July Business Event Type: All

select the **Reclassify** icon.

Account: 12200

◀◀ Previous Account Next Account ▶▶ Account ◀ 1 ▶

View Detail	Reclassify	<input type="checkbox"/> Business Event Type	Accto. Period	Provisional Posting Date	Posting Date	Increase to Balance	Decrease to Balance	ALC
			03/09	03/17/09		500.00		20180124
			04/09		04/17/09	96.10		20180124
			02/02	01/17/02		790.90		20180124
			02/02		01/17/02		42.87	20180124
			02/02	01/17/02			80.49	20180124
			02/02		01/21/02	5,241.31		20180124
			02/02	01/17/02		1.23		20180124
			02/02	01/17/02		42.65		20180124
			02/02	01/17/02		26.92		20180124
			02/02	01/17/02		59.37		20180124
			02/02	01/17/02		56.92		20180124
			02/02	01/17/02		136.51		20180124
			02/02	01/17/02		703.01		20180124
Net Activity: 7,145.11						Total	7,268.47	-123.36

CARS Reporter

January, 2013 – Reclassification in CTA

Classification Transactions and Accountability

Online | [Bulk](#)

ALC: 20061455

Accounting Period:

12/2010

Accounting Date:




















12/31/2010 (mm/dd/yyyy)

[Text](#)  [CSV](#)  [PDF](#) 



Total number of Rows: 5

[Save](#) 

Add Row	Remove Row	CGAC TAS								Credits		Debits	
		SP	ATA	AID	BPOA	EPOA	A	MAIN	SUB	BETC	Amount	BETC	Amount
		<input type="text"/>	<input type="text"/>	<input type="text"/>	<input type="text"/>	<input type="text"/>	<input type="text"/>	<input type="text"/>	<input type="text"/>	<input type="text"/> 	<input type="text"/>	<input type="text"/> 	<input type="text"/>
		<input type="text"/>	<input type="text"/>	<input type="text"/>	<input type="text"/>	<input type="text"/>	<input type="text"/>	<input type="text"/>	<input type="text"/>	<input type="text"/> 	<input type="text"/>	<input type="text"/> 	<input type="text"/>
		<input type="text"/>	<input type="text"/>	<input type="text"/>	<input type="text"/>	<input type="text"/>	<input type="text"/>	<input type="text"/>	<input type="text"/>	<input type="text"/> 	<input type="text"/>	<input type="text"/> 	<input type="text"/>
		<input type="text"/>	<input type="text"/>	<input type="text"/>	<input type="text"/>	<input type="text"/>	<input type="text"/>	<input type="text"/>	<input type="text"/>	<input type="text"/> 	<input type="text"/>	<input type="text"/> 	<input type="text"/>
		<input type="text"/>	<input type="text"/>	<input type="text"/>	<input type="text"/>	<input type="text"/>	<input type="text"/>	<input type="text"/>	<input type="text"/>	<input type="text"/> 	<input type="text"/>	<input type="text"/> 	<input type="text"/>
										Total Credits:	<input type="text" value="0.0"/>	Total Debits:	<input type="text" value="0.0"/>

Comment

CARS Reporter

January, 2013 – Bulk File Upload in CTA

Classification Transactions and Accountability

[Online](#) | Bulk

* Indicates Required Field

* Select TDO File to Upload

OR

* Select NTDO File to Upload

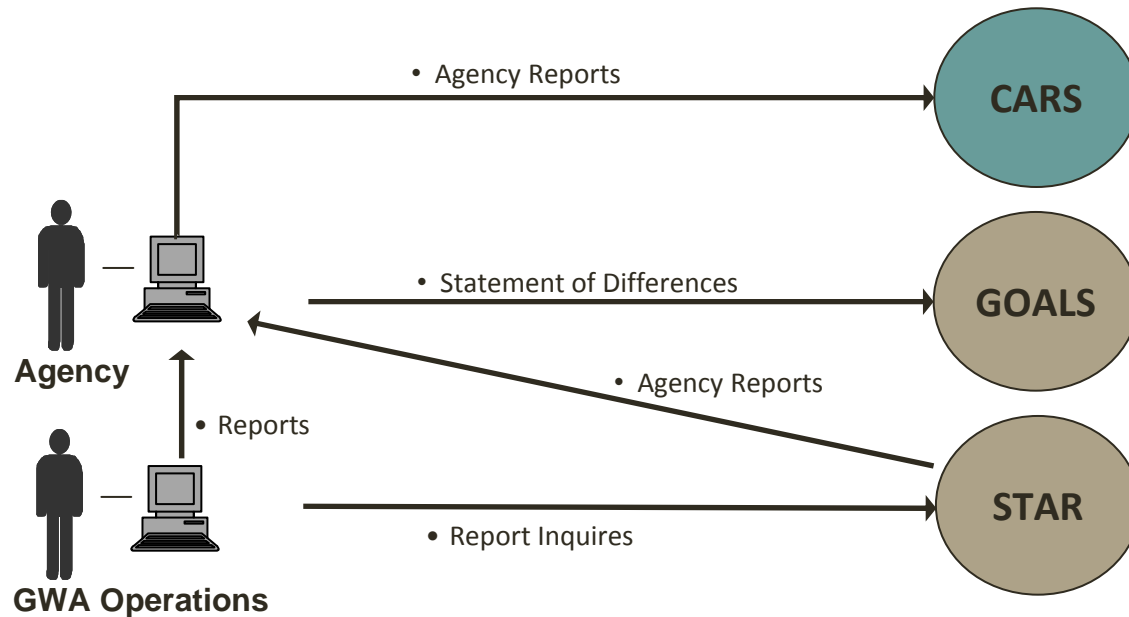
OR

* Select CARS Reporters Reclass file to Upload

TDO file, NTDO file & Reclass file upload options

Agency Reports Workflow

January, 2013



- GOALS remains the system of record for Statement of Difference reports
- STAR remains the system of record for Agency reports
- STAR and CARS parallel testing underway for Agency reports
 - Sub-set of Agency reports available in CARS
 - Agencies continue to receive scheduled reports generated in STAR
 - FMS continue to provide reports to Agencies using STAR data

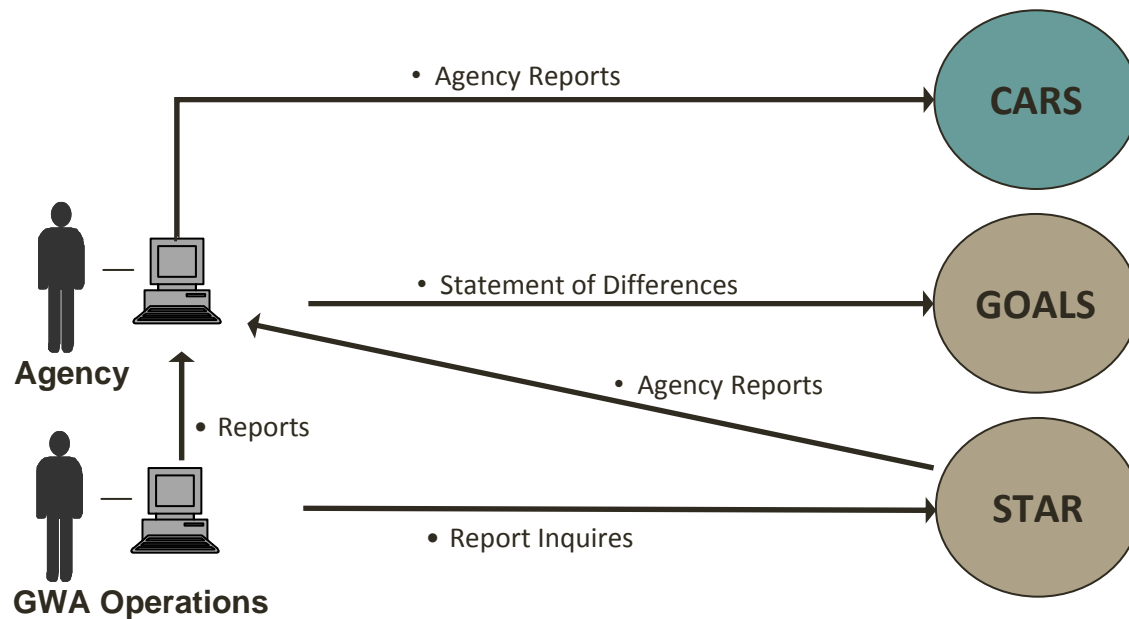
Agency Reports

January, 2013

- Account Net Activity
- Undisbursed Balances for Investment Accounts
- Inactive “X” Year Accounts
- Suspended Accounts
- Unavailable General Fund Receipt Accounts

Agency Reports Workflow

July, 2013



- GOALS remains the system of record for Statement of Difference reports
- STAR remains the system of record for Agency reports
- STAR and CARS parallel testing underway for Agency reports
 - Remaining Agency reports available in CARS
 - Agencies continue to receive scheduled reports generated in STAR
 - FMS continue to provide reports to Agencies using STAR data

Agency Reports

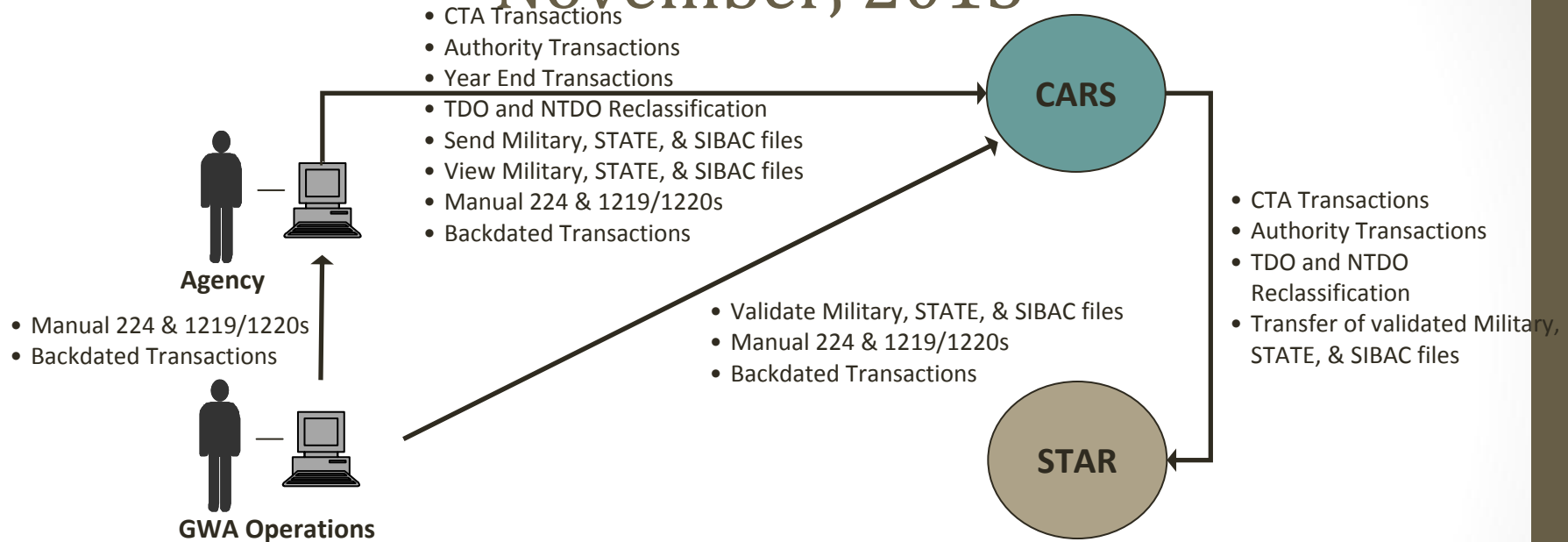
July, 2013

- Agriculture
- Airforce
- Borrow
- Commerce
- CrdFinAct (AGSC)
- CrdFinAcc
- DCAccts
- DOD Trust Fund
- DOD1 and DOD2
- DOD3
- Dodbackdate1
- Dodbackdate2
- DOL Trust Fund
- DOT2 & DOT3
- Education1
- Education2
- Energy2641-2679
- ENERGYACCOUNTS
- EPA.
- ExplmpBank-5150. 5150
- Export/Import Bank
- FFA Trust Fund
- HHS-2684-3060
- Interior A, B and C
- Labor 3601-3699 & Labor-5399
- newphudson3 and 3a
- OPM Trust Fund
- PFinancing
- PMS Listing
- pmt5analysis2
- pmts1
- pmts4
- pmts5
- pmts8
- pombback.
- ptab4jl
- ptab5jl
- ptta
- pttb
- pttc
- qp6d
- RRB Receipts
- RRB Trust Fund
- RRB5394-5460 & RRB-5677
- Schedule of Transactions
- SSA Trust Fund
- SSA-4500-4620
- SSA-HHA Trust Fund
- State-3755-3799 and State_5050
- Tab5
- tab7
- Table 7 Analysis
- Table5Outlays
- TranAct-4439-4452
- Transaction Activity – SBA
- Transaction Activity
- VA-4206-4262
- Routing Number (aka, RTN, PMS) listing
- 6D Line Analysis

All reports are available in HTML, PDF, and Excel formats

Agency Functionality Workflow

November, 2013



- Year End Module in ATM
- CARS continues to send transactions to STAR
- STAR will no longer send information back to CARS
- The accounting view of Account Statement will be updated real time
- The provisional view of Account Statement is no longer available
- Operations will now enter backdated transactions and manual 224 & 1219/1220s in CARS
- Backdated transactions and manual 224 & 1219/1220s are viewable in CTA.

CARS Reporter

November, 2013 – Account Statement

GOVERNMENTWIDE ACCOUNTING & REPORTING
gwa Modernization

HOME HELP LOG OFF
-- Go To -- Go

Welcome, Keith Jarboe 12/04/2006 03:09:35 PM EST

Account Statement ▾ ALC Statement ▾ Support Listings ▾
Account Summary ▾ Expenditure Activity ▾ Transactions ▾

Home > Reports > Account Statement > Transactions Inquiry

Transaction Inquiry

* Required fields. |

* Agency DEPARTMENT OF AGRICULTURE - (12) ▾

* FMS Organization All ▾

* Account Type All (Expenditure) ▾ Unappropriated Receipts ▾

* Fund Type All ▾

* Treasury Account Symbol ----- All ----- (Hold CONTROL to select multiple entries or SHIFT to select a range of entries)
2001/021801
2001/021802

* Business Event Type All ▾

* Accounting Period 2008 Fiscal Year ▾
 Month of January ▾ Only
 January ▾ through January ▾
 September Final

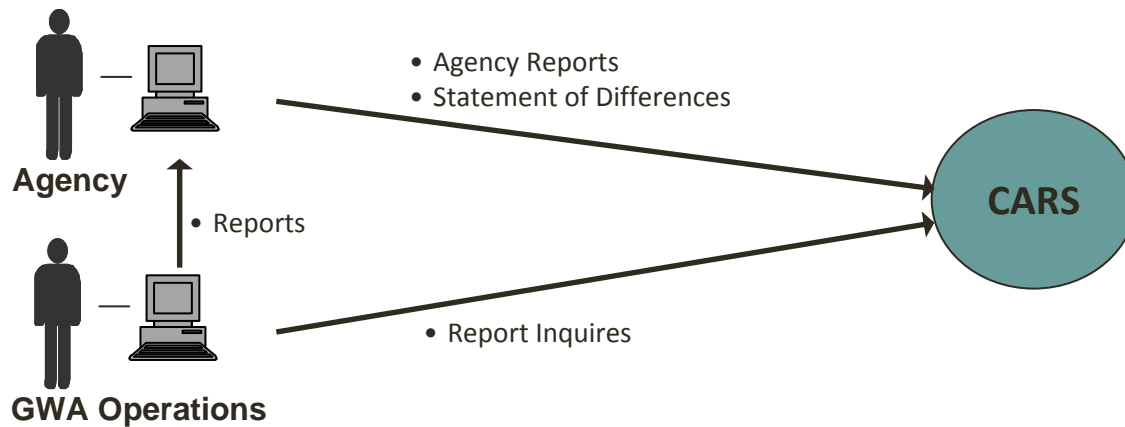
* Balance Display Accounting (includes prior period adjustments)
 Published (does not include prior period adjustments)

View Transactions Download... Reset

Contact Us | Accessibility | Privacy Policy
U. S. Department of the Treasury - Financial Management Service

Agency Reports Workflow

November, 2013



- CARS become system of record for Statement of Difference (SOD) and Agency reports

- STAR and CARS parallel testing completed
- Remaining Agency reports available in CARS
 - SOD and Agency Reports generated using CARS data
 - SOD data will be available daily in CARS which allows early start time for reconciliation prior to end of the month processing
 - FMS provide reports to Agencies using CARS data

User Provisioning Changes

- **February 18, 2013** – CARS access requests will be through ITIM, not UPS
see <http://www.fms.treas.gov/cars/forms.html> for how-to video coming in February!!
- All current users will **not** be impacted
- **** NOTE **** Supervisors of requesting users will need to approve the request via ITIM

Questions
?

Contact Information

Tamia Williams, PMP

CARS Program Manager

(202) 874-4054

Tamia.Williams@fms.treas.gov

Connie White Yelder, PMP

CARS Deputy Program Manager

(202) 874-8305

Connie.Yelder@fms.treas.gov



Appendix – Reports Definitions

September 2012 Report

Report Name	Description
Account Net Activity	Displays the sum of the periods receipts and outlays by Treasury account.
Undisbursed Balances for Investment Accounts	Displays account and business line balances for a specific set of accounts identified either as type Investment by Business Lines or Main Accounts.
Inactive "X" Year Accounts	Displays the accounts with indefinite period of availability that have not posted any disbursements for two consecutive fiscal years.
Suspended Accounts	Displays the current YTD Treasury account balance for suspended accounts that have not been discontinued.
Unavailable General Fund Receipt Accounts	Displays the account balances for the business line of MISC for accounts classified as Unavailable General Fund Receipt.

Appendix – Reports Definitions

Continued...

July 2012 Reports

Report Name	Description
Agriculture	Displays current month and current FYTD by account for MTS Lines Codes 1403 – 1560
Airforce	Displays a list of transactions for the Airforce accounts
Borrow	Displays balances for specific business lines by MTS Line for MTS Table 6 Schedule C.
Commerce	Displays current month and current FYTD by account for MTS Lines Codes 1691 – 1799.
CrdFinAct (AGSC)	Displays Gross Outlays, Applicable Receipts, Net Outlays, Gross Outlays FYTD, Applicable Receipts FYTD, Net Outlays, FYTD for accounts owned by agency 12
CrdFinAcc	Displays Gross Outlays, Applicable Receipts, Net Outlays, Gross Outlays FYTD, Applicable Receipts FYTD, Net Outlays, FYTD for accounts owned by agency 11
DCAccts	Displays Current Month and Current FYTD by MTS Line Code and account for selected MTS Line Codes 5117, 5120, 5125, 0279, 5678, and 7520 from Table 4, 5, and 6E.
DOD Trust Fund	Displays Table 8 for DOD accounts
DOD1 and DOD2	Displays current month and current FYTD by account for MTS Line Codes selected by parameter.
DOD3	Displays this month and current FYTD by MTS Line and Account for agencies 17, 21, 57, and 97.
Dodbackdate1	Displays summed backdated amounts by MTS Line Code, account for a selected accounting period when the posting date falls within a specified date range for transactions for MTS Table 5 for a selected range or list of MTS Line codes
Dodbackdate2	Displays summed backdated amounts by MTS Line Code, account for a selected accounting period when the posting date falls within a specified date range for transactions for MTS Table 5 for a selected range or list of MTS Line codes
DOL Trust Fund	Displays Table 8 data for DOL.
DOT2 & DOT3.	Displays Current Month and Current FYTD by account for MTS Line Codes 3803 -3999 (DOT2) and 5644 -5650 (DOT3)

Appendix – Reports Definitions

Continued...

July 2012 Reports

Report Name	Description
Education1	Displays Current Month and Current FYTD by account for MTS Line Code 5050
Education2	Displays gross outlays, applicable receipts, FYTD Outlays, FYTD Applicable Receipts for accounts owned or managed by agency 75
Energy2641-2679.	Displays Current Month and Current FYTD by account for MTS Line Codes 2641 -2679
ENERGYACCOUNTS	Displays receipts/repayment and gross outlays by account and main account
EPA.	Displays Current Month and Current FYTD by account for MTS Line Codes 4291 -4299
ExplmpBank-5150. 5150	Displays Current Month and Current FYTD by account for MTS Line Code
Export/Import Bank	Displays current month outlays and FYTD Outlays
FFA Trust Fund	Displays Table 8 data for FFA
HHS-2684-3060	Displays Current Month and Current FYTD by account for MTS Line Codes 2684 - 3060
Interior A, B and C	Displays Current Month and Current FYTD by account for MTS Line Codes 3301 – 3428 (a) Line 5683 (b) and Line 5683 (c)
Labor 3601-3699 & Labor-5399	Displays Current Month and Current FYTD by account for MTS Line Codes 3601 -3699 and 5399
newphudson3 and 3a	Displays Current Month and Current FYTD by account for MTS Line Codes selected by a parameter
OPM Trust Fund	Displays Table 8 data for OPM
PFinancing.	Displays transactions associated with specific GL Accounts

Appendix – Reports Definitions

Continued...

Report Name	Description
PMS Listing	Displays a listing of active PMS accounts
pmt5analysis2	Displays MTS Lines, Current FYTD, Prior FYTD, Difference between Current FYTD and Prior FYTD, and Cursory Review
pmts1	Displays Receipts, Outlays, and Deficit/Surplus by MTS Line Code as displayed in Table 1 of the MTS
pmts4	Displays Gross Receipts, Refunds, and Receipts by MTS Line Code as displayed in Table 4 of the MTS
pmts5	Displays Gross Outlays, Applicable Receipts, Outlays for a specified month by MTS Line Code (and ordered by MTS Line Code) for MTS Table 5
pmts8	Displays Receipts, Outlays, and Excess for a specified month by for MTS Table 8
pombback.	Displays balances/transactions that were entered in for a specific accounting period when the posting date falls within a specified date range.
ptab4jl	Displays balances from MTS Table 4
ptab5jl	Displays Current Month Outlays and FYTD Outlays by MTS Line, Main Acct, Sub Acct, and POA for Table 5
ptta	Displays Month Receipts, Month Outlays, and Month Excess from MTS Table 8
pttb	Displays FYTD Receipts, FYTD Outlays, and FYTD Excess from MTS Table 8
pttc	Displays Securities Held Begin of this year, Securities Held Begin of this Month, and Securities Held close of this Month from MTS Table 8
qp6d	Displays Current Month and Current FYTD by MTS Line Code and account for a selected accounting period from MTS Table 6D
RRB Receipts	Displays Current Month and Current FYTD by MTS Line Code for a range of MTS Lines for MTS Table 4

Appendix – Reports Definitions

Continued...

July 2012 Report

Report Name	Description
RRB Trust Fund	Displays Table 8 data for RRB
RRB5394-5460 & RRB-5677	Displays Current Month and Current FYTD by account for MTS Line Codes 5394 – 5460 and line 5677
Schedule of Transactions	Displays a list of transactions specific to Agency 17
SSA Trust Fund	Displays Table 8 data for SSA
SSA-4500-4620	Displays Current Month and Current FYTD by account for MTS Line Codes 4500 - 4620
SSA-HHA Trust Fund	Displays Table 8 data for SSA-HHA
State-3755-3799 and State_5050	New report displaying Current Month and Current FYTD by account for MTS Line Codes 3755 – 3799 and MTS Line Code 5050
Tab5	Displays balances from MTS Table 5
tab7	Displays balances from MTS Table 7
Table 7 Analysis	Displays MTS Table 7 balances by MTS Line displayed monthly for the prior FY and the current FY
Table5Outlays	Displays Current FYTD by MTS Line Codes for MTS Line Codes 2681 - 3065
TranAct-4439-4452	Displays Current Month and Current FYTD by account for MTS Line Codes 4438 – 4452
Transaction Activity – SBA	Displays a list of transactions specific to Agency 73
Transaction Activity	Displays a list of transactions specific to Agency and Main accounts

Appendix – Reports Definitions

Continued...

July 2013 Reports

Report Name	Description
VA-4206-4262	Displays Current Month and Current FYTD by account for MTS Line Codes 4206 – 4262
Routing Number (aka, RTN, PMS) listing	Common report showing Bank reference data.
6D Line Analysis	Displays a list of transaction for all of MTS Table 6D at the account level