



User Quick Guide to HCUP Data Security & Confidentiality Training

How to Access the HCUP Data Security & Confidentiality Course

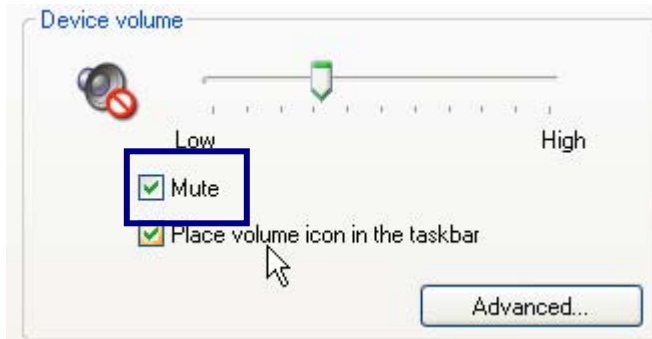
1. Go to the HCUP-US Website <http://www.hcup-us.ahrq.gov>.
2. Select the Technical Assistance page and click HCUP Data Use Agreement Training.

Computer Settings

1. Ensure that **Flash 10** is installed on your computer.
 - You can download Flash 10 free of charge from the following Website: <http://get.adobe.com/flashplayer/>
2. **Audio:** To disable the audio:
 - Right click on the Audio Control icon  in your taskbar.

- Select  **Open Volume Control**
Adjust Audio Properties

- Select mute:



3. **Pop-Up Blocker** for Windows XP Users.

- If you see this message:



- Click on the window and select "Temporarily Allow Pop-Ups"

