



# Bureau of Justice Statistics Bulletin

November 2008, NCJ 223760

## Jails in Indian Country, 2007

By Todd D. Minton  
*BJS Statistician*

At midyear 2007, 2,163 inmates were confined in Indian country, up from 1,745 inmates (24%) at midyear 2004. This count was based on data for 83 facilities—jails, confinement facilities, detention centers, and other correctional facilities—in Indian country at midyear, up from 68 facilities at midyear 2004. The number (8,600) of American Indians and Alaska Natives confined outside of Indian country was 4 times greater than the number held in Indian country jails at midyear 2007 (see box on page 2).

After a decline in the Indian country jail population between 2000 and 2003, the number of inmates in Indian country jails has generally increased (figure 1). The annual growth rate slowed to 5% during the 12-month period between 2001 to 2002. At midyears ending 2003 (-9%) and 2004 (-4%), Indian country jails experienced a decline in their inmate population. The Survey of Jails in Indian Country (SJIC) was not conducted in 2005 and 2006.

### The number of jails in Indian country increased

The Bureau of Justice Statistics (BJS) collected data from 68 correctional facilities in Indian country in 2004 and from 79 facilities in 2007. Over the 3-year period, 7 facilities closed, 21 facilities in the 2007 survey were newly constructed facilities or new to the collection, and 1 facility that was closed in 2004 reopened and was included in the survey. Data were estimated for 4 facilities that did not respond to the 2007 survey.

### Bed space for inmates grew faster than the confined population in Indian country since 2004

At midyear 2007, jail facilities (83) in Indian country were rated to hold 2,900 inmates. On June 29, 2007, those facilities held a total of 2,163 inmates and were operating at 75% of rated capacity (table 1). On an average day in June, the custody population was 2,046 inmates, and facilities in Indian country were operating at 71% of capacity. From June 2004 to June 2007, the overall number of beds (or rated capacity) grew at a faster rate (34%) than the 24% growth in the inmate population.

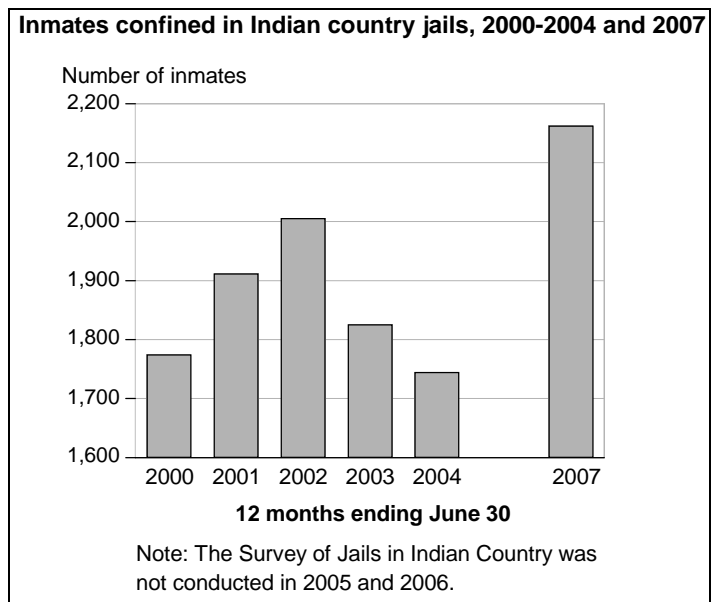


Figure 1

**Table 1. Number of inmates, rated capacity, and percent of capacity occupied in Indian country jails, 2004 and 2007**

	2004	2007
<b>Number of inmates</b>		
Midyear	1,745	2,163
ADP <sup>a</sup>	1,622	2,046
<b>Rated capacity</b>	2,162	2,900
<b>Percent of capacity occupied<sup>b</sup></b>		
Midyear	80.7%	74.6%
ADP	75.0	70.6

<sup>a</sup>Average daily population is the number of inmates confined in June divided by 30.

<sup>b</sup>Number of inmates in custody divided by rated capacity.

Detailed information is available in appendix tables in the online version of this report on the BJS Website at <<http://www.ojp.usdoj.gov/bjs/pub/pdf/jic07.pdf>>.

**The number of American Indians and Alaska Natives under correctional supervision—probation, parole or incarcerated in jail or prison—reached 71,274 at midyear 2007, up from 68,177 at midyear 2004**

According to the U.S. Census Bureau's National Population Estimates, an estimated 2,938,436 American Indians and Alaska Natives lived in the United States as of July 1, 2007. They accounted for less than 1% of the U.S. resident population and 1% of inmates in custody in jail or prison.

The local governing authority on Indian lands is typically a tribal government or council. Jurisdiction over crimes in Indian country depends on several factors, including the identity of the victim and the offender, the severity of the crime, and the location where the crime was committed. Tribal jurisdiction includes crimes committed by Indians in Indian country. Tribal rights to sentence offenders are limited to one year of imprisonment or a \$5,000 fine, or both (25 U.S.C. § 1302(7)). Federal jurisdiction over crime in Indian country includes 14 crimes under the Major Crimes Act of 1885 (18 U.S.C. § 1153), and state jurisdiction includes all crimes on tribal lands specified under Public Law 280 (18 U.S.C. § 1162).

At midyear 2007, tribal, federal, and state prison or jail authorities held 942 American Indians per 100,000—an incarceration rate based on 27,674 American Indians in custody and 2.9 million in the U.S. resident population. The rate for American Indians was about 24% higher than the overall national rate of 761 persons of any other race or Hispanic origin per 100,000 U.S. residents.

Federal, state, local, and tribal correctional authorities supervised 71,274 American Indians in 2007, down from 74,145 in 2006 (figure 2). Between 2000 and 2007, the number of American Indians confined in jails and prisons nationwide grew on average by about 4.6% annually.

Of American Indians under any form of correctional supervision in 2007, most (61% or 43,600) were supervised in the community on probation or parole (table 2). A total of 27,674 American Indians were in prison or jail at midyear 2007. More than half (13,956) were held in state prison, and about 1 in 10 (2,955) were held in federal prison. The remaining 10,763 American Indians were confined in Indian country jails (2,163) and local jails (8,600). Some American Indians confined in local jails may have been adjudicated by a tribal criminal justice system and housed in jails under contracts with tribal, city, or county governments.

Since the last Annual Survey of Jails in Indian Country was conducted in 2004, the number of American Indians under correctional supervision increased by 4.5%. The number of American Indians confined in jails and prisons nationwide grew by approximately 19% from 2004 to 2007. Over the 3-year period, the largest growth in the confined American Indian population occurred in Indian country jails (24%), followed by state prison (22%), federal prison (21%), and local jails (15%).

**American Indians and Alaska Natives under correctional supervision in the United States, 2000-2007**

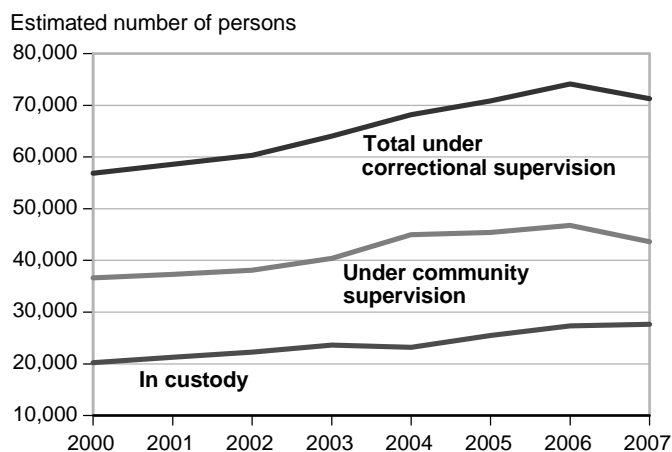


Figure 2

**Table 2. American Indians and Alaska Natives in custody or under community supervision, 2004 and 2007**

	Number of American Indians or Alaska Natives		Percent change
	2004	2007	
<b>Total</b>	68,177	71,274	4.5%
<b>In custody at midyear</b>	23,177	27,674	19.4%
Local jails <sup>a</sup>	7,500	8,600	14.7
Jails in Indian country	1,745	2,163	24.0
State prisons	11,485	13,956	21.5
Federal prisons	2,447	2,955	20.8
<b>Under community supervision<sup>b</sup></b>	45,000	43,600	-3.1%
State/federal probation	38,900	36,400	-6.4
State/federal parole	6,100	7,200	18.0

<sup>a</sup>Estimated from the Annual Survey of Jails.

<sup>b</sup>Probation and parole data were estimated based on yearend 2003 and yearend 2006 counts.

**Most inmates were confined in the larger Indian country jail facilities rated to hold 25 or more inmates**

Based on the data reported by 79 facilities, 1,996 inmates were confined in Indian country at midyear 2007. Of those inmates, about 83% (1,655) were held in facilities (43) rated to hold 25 or more inmates (table 3). About half of the inmate population was held in facilities (30) rated to hold between 25 and 49 inmates. Facilities (36) with a rated capacity of fewer than 25 inmates accounted for 46% of all facilities, and held 17% of the total inmate population in Indian country at midyear 2007.

At midyear 2007, 14 jails in Indian country held over half (51%) of the total inmate population (table 4). Between midyear 2004 and midyear 2007, the inmate population in those jails increased by 231 persons (33%).

More than a third of the large Indian country jails rated to hold 25 or more inmates were located in Arizona. These jails held 30% (590 inmates) of the total custody population in Indian country. In absolute numbers, the Gila River Department of Rehabilitation and Supervision in Arizona reported the largest increase in the number of

inmates (80) held between midyear 2004 and midyear 2007. The White Mountain Apache Detention Center reported the largest decline (37% or 34 inmates) in its inmate population during this period.

The new Choctaw Justice Complex Adult Detention in Mississippi had the largest percentage change in its inmate population following the closing of the Choctaw Detention Center. At midyear 2007, the Choctaw Justice Complex Adult Detention Center held 41 inmates, up from 6 at midyear 2004.

**Table 3. Number of Indian country jails and percent of inmate population, by facility size, June 2007**

Facility size*	Number		Percent	
	Facilities	Inmates	Facilities	Inmates
<b>Total</b>	79	1,996	100.0%	100.0%
Fewer than 10 inmates	12	26	15.2%	1.3%
10 to 24	24	315	30.4	15.8
25 to 49	30	1,004	38.0	50.3
50 or more	13	651	16.5	32.6

\*Based on the rated capacity.

**Table 4. Jails in Indian country that held the majority of inmates, by facility, June 2007**

Facility	Custody population at midyear		Change in population <sup>a</sup>	
	2004	2007	Number	Percent
<b>Total</b>	702	1,026	231	33%
Gila River Department of Rehabilitation and Supervision-Adult (AZ)	161	241	80	50%
Tohono O'odham Adult Detention Center (AZ)	121	124	3	2
Navajo Department of Corrections-Window Rock (AZ)	41	99	58	141
Salt River Pima-Maricopa Department of Corrections (AZ)	68	69	1	1
Blackfeet Department of Corrections (MT)	24	62	38	158
White Mountain Apache Detention Center (AZ)	91	57	-34	-37
Nisqually Adult Corrections (WA)	...	53	...	...
Cheyenne River Sioux Adult Detention Center (SD)	41	51	10	24
Warm Springs Police Department and Adult Detention Center (OR)	48	50	2	4
Omaha Tribal Police Department and Adult Detention (NE)	29	48	19	66
Menominee Tribal Detention Facility (WI)	44	48	4	9
Red Lake Tribal Justice Center Adult Detention (MN)	28	43	15	54
Choctaw Justice Complex Adult Detention (MS) <sup>b</sup>	6	41	35	583
Colville Adult Detention Center (WA)	...	40	...	...

Note: Excludes four facilities that did not respond to the 2007 survey. The 2004 custody population for the White Mountain Apache Detention Center is based on the custody population at midyear 2003. For a list of all facilities and their custody population, see appendix table 3.

...Not collected. Facilities opened after 2004.

<sup>a</sup>Excludes the Nisqually Adult Corrections and the Colville Adult Detention Center that did not respond to the 2004 survey.

<sup>b</sup>The Choctaw Justice Complex Adult Detention (rated capacity 100) replaced the Choctaw Detention Center, which was built in 1973 with a rated capacity of 40 inmates.

### The smallest and largest jails in Indian country used less bed space for confined inmates

Seventy-nine Indian country jails were operating at about 71% of rated capacity on an average day in June and at about 75% of rated capacity at midyear 2007.<sup>1</sup> An average day in June was based on the average daily population, or the number of inmates confined in June divided by 30. The lowest percent of capacity occupied during June 2007 was among the smallest and the largest jails (figure 3). Twelve jails (rated to hold fewer than 10 inmates) were operating at 22% of their rated capacity on an average day in June, compared to 37% at midyear 2007. Large jails in Indian country with a rated capacity of 50 or more inmates had more than half of their bed space occupied on an average day in June (56%) and at midyear (59%).

Indian country jails rated to hold 25 to 49 inmates were operating near full capacity (95%) at midyear. Facilities rated to hold 10 to 49 inmates were operating at about 15% below rated capacity on an average day in June 2007.

The amount of bed space occupied was also measured based on a facility's most crowded day in June. About 4 in 10 facilities (31) in Indian country were operating above rated capacity on the facility's most crowded day in June (table 5). Of those facilities, 19 were operating above rated capacity at midyear, and 15 were operating above rated capacity on an average day in June 2007.

### 18 jails were operating at more than 50% over capacity on their most crowded day in June 2007

At midyear 2007, 18 jails in Indian country reported operating at more than 50% over their rated capacity on the facility's most crowded day in June 2007, up from 13 facilities in June 2004 (table 6). Each jail had a rated capacity of fewer than 50 inmates.

Among jails (18) operating at more than 50% over rated capacity on their peak day in June 2007, more than half (11) were rated to hold fewer than 25 inmates. Seven were rated to hold 25 or more inmates. The largest of the jails, Warm Springs Police Department and Adult Detention Center, had a rated capacity of 48 inmates and was operating at 60% over capacity. The White Mountain Apache Detention Center had a rated capacity of 45 inmates and was 187% over capacity on its peak day in June. The smallest of the 18 jails, San Juan Pueblo Police Department Holding Facility, had a rated capacity of 2 inmates and held 10 inmates (or 400% over capacity) on its most crowded day in June.

<sup>1</sup>See table 12 for total and facility-level data by state.

The Pine Ridge Police Department and Adult Detention Center had the highest occupancy rate (575%) and the largest number of inmates over capacity (114) on its most crowded day in June 2007. Of the 18 facilities, the Fort Peck Police Department and Adult Detention Center had the lowest occupancy rate (155%) on its peak day in June 2007.

Six of the 18 facilities were operating at more than 50% over their rated capacity at midyear 2007 and also on their most crowded day in June. Four facilities were operating at more than 50% over capacity on an average day in June. The Tohono O'odham Adult Detention Center and the Northern Cheyenne Adult Detention Center were operating at more than 50% over capacity at midyear and also on the facility's average day in June 2007.

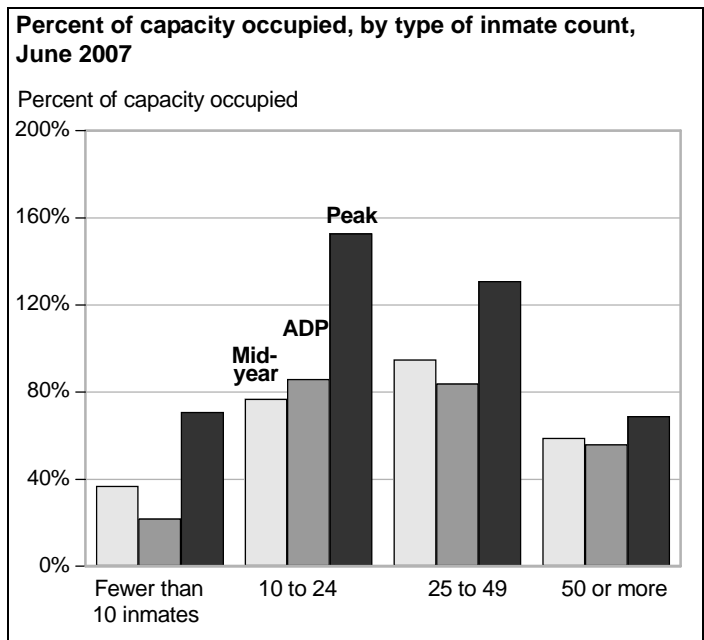


Figure 3

Table 5. Number of Indian country jails, by percent of capacity occupied, June 2007

Percent of capacity occupied	Number of jails		
	Midyear	ADP	Peak*
More than 100%	19	15	31
75%-100%	17	13	18
50%-74%	15	15	14
25%-49%	12	20	13
Less than 25%	16	16	3

\*Peak population is the largest one day inmate count in June 2007.

## High volume of inmates were processed through Indian country jails

Indian country jails admitted 12,490 persons during June 2007 (table 7). Nearly 43% (5,354) of all admissions in June 2007 occurred in facilities rated to hold between 25 and 49 inmates. Combined, the 79 facilities had about 158 admissions per month on average (not shown in a table). Twenty-four facilities rated to hold between 10 and 24 inmates had the largest number of admissions (207) per month on average during June 2007. Thirty facilities rated to hold between 25 and 49 inmates admitted 178 persons per month on average, followed closely by 13 facilities rated to hold 50 or more inmates that admitted 152 persons per month on average. Twelve facilities rated to hold fewer than 10 inmates admitted about 17 persons per month on average during June 2007.

In 2007, 77 facilities reported on deaths in custody between July 1, 2006, and June 30, 2007. One inmate death was reported by jail authorities during that period. Seventy-three facilities reported on inmates who had attempted suicide. During the 12-month period, 80 inmates held in Indian country facilities had attempted suicide.

## Average length of stay was 4.5 days for Indian country jail inmates in June 2007

During June 2007, inmates confined in Indian country jails were held an average of 4.5 days, up from 4 days during the same period in 2004. The average length of stay for inmates was the highest (9.4 days) in facilities that were rated to hold 50 or more inmates. Inmates held in jails rated to hold 10 to 24 inmates experienced the shortest average length of stay (2.1 days).

**Table 6. Jails in Indian country operating above 150% of capacity on their peak day during June 2007**

Facilities operating above capacity	Peak population in June	Rated capacity	Percent of capacity occupied	Number of inmates over capacity
<b>Total, 18 facilities</b>	1,106	423	:	:
Pine Ridge Police Department and Adult Detention (SD)	138	24	575%	114
San Juan Pueblo Police Department Holding Facility (NM)	10	2	500	8
Tohono O'odham Adult Detention Center (AZ)	133	34	391	99
Navajo Department of Corrections-Window Rock (AZ)	154	42	367	112
Kyle Police Department (SD)	73	24	304	49
Navajo Department of Corrections-Kayenta Police Department and Holding Facility (AZ)	30	10	300	20
White Mountain Apache Detention Center (AZ)	129	45	287	84
Northern Cheyenne Adult Detention Center (MT)	54	19	284	35
Navajo Department of Corrections-Crownpoint (NM)	31	14	221	17
Rocky Boy Adult Detention Center (MT)	12	6	200	6
Gerald Tex Fox Justice Center Adult Detention (ND)	53	28	189	25
Wind River Adult Detention Center (WY)	46	26	177	20
Navajo Department of Corrections-Chinle (AZ)	35	20	175	15
Colville Adult Detention Center (WA)	48	29	166	19
Acoma Tribal Police and Holding Facility (NM)	33	20	165	13
Warm Springs Police Department and Adult Detention Center (OR)	77	48	160	29
Spokane Adult Detention Center (WA)	16	10	160	6
Fort Peck Police Department and Adult Detention Center (MT)	34	22	155	12

Note: See table 12 for a list of all facilities and the capacity occupied. The total number of inmates for the peak population is not calculated because the most crowded day in June varies across the jails.

:Not calculated.

**Table 7. Admissions, discharges, and average length of stay in Indian country jails during June, by facility size, 2007**

Facility size <sup>a</sup>	Number of facilities	Average daily population	Estimated monthly admissions	Average length of stay in days <sup>b</sup>
<b>Total</b>	79	1,872	12,490	4.5
Fewer than 10 inmates	12	15	198	2.3
10 to 24	24	351	4,962	2.1
25 to 49	30	889	5,354	5.0
50 or more	13	617	1,976	9.4

<sup>a</sup>Based on the rated capacity.

<sup>b</sup>Average length of stay was calculated by dividing the average daily population by the number of monthly admissions, and multiplying by 30. See *Methodology* for details on estimating average length of stay.

## Inmate characteristics remain relatively unchanged

Inmate characteristics by gender, age, and offense have changed in absolute numbers since 2000 (table 8). However, the distribution within most categories has remained stable during the past 7 years.

Adult males accounted for the largest portion of the inmate population in Indian country jails during the past 3 years. The absolute number of adult female inmates increased slightly, while the overall percentage of female inmates held in Indian country jails declined from 23% in 2004 to 21% in 2007.

From 2004 to 2007, the percentage of inmates in custody with a conviction status increased by 16%, which was slightly higher than the overall growth rate (14%) of the inmate population in Indian country jails. About 4 in 10 inmates were confined for a violent offense at midyear

2007, up slightly from 39% in 2004. Domestic violence (20%) accounted for the largest percentage of violent offenders held in 2007, up from 15% in 2002. Simple or aggravated assault accounted for 13% of violent offenses in 2007, followed by rape or sexual assault (2%).

At midyears 2004 and 2007, less than 1 in 10 (7% in both years) inmates in Indian country jails were in custody for a drug offense. In absolute numbers, 132 inmates were in custody for a drug law violation at midyear 2007, up from 104 in 2004. Inmates in custody for a DWI/DUI offense declined during the 7-year period, from 17% at midyear 2000 to 8% at midyear 2007.

**Table 8. Number of inmates confined in Indian country jails, by characteristic, June 2000-June 2007**

Characteristic	Number of inmates				Percent of Inmates			
	2000	2002	2004	2007	2000	2002	2004	2007
<b>In custody</b>	1,775	2,006	1,745	1,996	100%	100%	100%	100%
<b>Gender</b>								
Male	1,421	1,618	1,346	1,582	80%	81%	77%	79%
Female	354	388	398	414	20	19	23	21
<b>Age</b>								
Adults	1,498	1,699	1,546	1,743	84%	85%	89%	87%
Male	1,214	1,399	1,222	1,415	68	70	70	71
Female	284	300	324	328	16	15	19	16
Juveniles	277	307	198	253	16%	15%	11%	13%
Male	207	219	124	167	12	11	7	8
Female	70	88	74	86	4	4	4	4
<b>Conviction status</b>								
Convicted	1,072	1,120	966	1,116	61%	57%	58%	59%
Unconvicted	689	857	697	763	39	43	42	41
<b>Type of offense</b>								
Domestic violence	...	291	257	362	...%	15%	18%	20%
Assault	...	...	190	233	...	...	13	13
Rape or sexual assault	...	...	34	45	...	...	2	2
Other violent	...	...	79	108	...	...	6	6
DWI/DUI*	274	226	195	137	17	11	14	8
Drug law violation	133	126	104	132	8	6	7	7
Other	...	...	569	804	...	...	40	44
Offense not reported	...	...	317	175	/	/	/	/

Note: Data based on 79 facilities. Detailed characteristics may not be equal to the total number of confined inmates because of incomplete data. See appendix tables 1-3 for a list of all facilities and inmate characteristics.

\*Includes driving while intoxicated and driving while under the influence of drugs or alcohol.

...Not collected.

/Not reported.

### Jail operations staff accounted for the majority of persons employed by Indian country jails

Seventy-seven jails in Indian country employed 1,236 persons at midyear 2007 (table 9). About 70% (870) of all personnel were jail operations staff, including correctional officers and other staff who spent more than 50% of their time supervising inmates. The remaining 366 jail personnel included administrative employees, educational staff, technical or professional staff, and clerical, maintenance, or food service staff. Seventy-six facilities reported that 532 (63%) correctional officers had received basic detention officer certification, and 604 (70%) had received 40 hours of in-service training. Overall, there were approximately 2.3 inmates per every jail operations employee at midyear 2007, down from 2.5 at midyear 2004.

### Nearly all Indian country jails provided medical and mental health services to inmates; most jails tested for infectious diseases

An addendum to the 2007 Annual Survey of Jails in Indian Country obtained in-depth data on inmate health services and facility programs. For the second time since 2004, information was collected on HIV, hepatitis B and C, and tuberculosis. Other questions in the addendum asked about inmate medical services, mental health services, suicide prevention procedures, substance dependency programs, domestic violence counseling, sex offender treatment, educational programs, and inmate work assignments. Seventy-eight of the 83 facilities surveyed responded to at least a portion of the addendum, covering 91% (1,976) of the 2,163 inmates held at midyear 2007.

All facilities (78) responding to the addendum provided inmates with some form of medical health service on or off facility grounds (table 10). Seventy-two facilities provided mental health services to inmates, including screening at intake, psychiatric evaluation, 24-hour care, psychotropic medication, routine therapy or counseling, and community mental health referral services.

Seventy-three facilities reported following at least one suicide prevention procedure, with 63 assessing inmates at intake for risk of suicide and 64 maintaining specific cells or

locations for inmates at risk. Other suicide prevention procedures included monitoring high-risk offenders, staff training in risk assessment and suicide prevention, and providing special inmate counseling for suicide-risk offenders.

Most Indian country jails screened inmates for infectious diseases, including HIV (55), hepatitis B (62), hepatitis C (61), and tuberculosis (63). Possible testing procedures included screening at admission to jail, at regular intervals while confined, at random, upon request, after exposure to the active disease or involvement in an incident, upon clinical indication of need, and at release from jail.

**Table 9. Employment characteristics in Indian country jails, by job function, June 2007**

Job functions	Personnel	
	Number	Percent
<b>Total*</b>	1,236	100.0%
Administrative	124	10.0%
Jail operations	870	70.5
Educational staff	30	2.4
Technical/professional	48	3.9
Clerical/maintenance/food service	162	13.1
<b>Number of inmates per jail operations staff</b>	2.3	

Note: Based on 77 facilities reporting on job functions.

\*Includes 2 unspecified job functions.

**Table 10. Jails in Indian country with medical and mental health services and policies, by type, June 2007**

	Health services and infectious disease testing policies	
	Number	Percent
<b>Number of facilities</b>	78	100.0%
<b>Medical and mental health services</b>		
Medical services	78	100.0%
Mental health services	72	92.3
Suicide prevention procedures	73	93.6
<b>Infectious diseases testing policies*</b>		
HIV	55	71.4%
Hepatitis B	62	80.5
Hepatitis C	61	79.2
Tuberculosis	63	81.8

Note: See appendix tables 4-10 for facility level detail on health services, suicide prevention procedures, and infectious disease testing policies.

\*Data based on 77 facilities.

## Over half of facilities in Indian country offered GED classes to inmates in 2007

At midyear 2007, 78 facilities reported the availability of treatment, counseling, and special programs for inmates confined in Indian country jails. These programs included—

### *Treatment and counseling programs*

- Alcohol dependency counseling or awareness programs were available on or off the facility grounds in 59 facilities (table 11).
- Counseling programs to address drug dependency were available on or off the facility grounds in 56 Indian country jails.
- Sex offender treatment was available in 9 facilities.
- Domestic violence counseling was available in 38 facilities.

### *Life skills and religious/spiritual counseling programs*

- Life skills and community adjustment training, including personal finance and conflict resolution programs, were available in 29 facilities.
- Parenting and child-rearing skill classes were available in 23 facilities.

- Religious and spiritual counseling programs were available on or off the facility grounds in 56 facilities.

### *Employment and educational programs*

- Twelve facilities offered vocational training to inmates, and 14 jails provided classes in job seeking and interviewing skills.
- Over half of the facilities (41) offered General Educational Development classes (GED) to inmates.
- More than a third of the facilities (28) had an accredited education program for inmates that included basic and high school classes.
- Tutors were available to assist inmates in more than 20% of the facilities (17).
- Special education needs programs for inmates with learning disabilities were available in about 18% of the facilities (14) in 2007.
- Twelve facilities (15%) offered college-level classes to inmates.

**Table 11. Jails in Indian country that provided inmate treatment, counseling, and special programs, June 2007**

Treatment, counseling, and special programs	Total*		On facility grounds only	Off facility grounds only	Both
	Number	Percent			
<b>Substance dependency counseling/awareness</b>					
Drugs	56	71.8%	25	20	11
Alcohol	59	75.6	29	16	14
<b>Sex offender treatment</b>	9	11.5%	2	6	1
<b>Domestic violence counseling</b>	38	48.7%	16	15	7
<b>Life skills programs</b>					
Life skills and community adjustment	29	37.2%	17	11	1
Parenting/child rearing skills	23	29.5	10	11	2
<b>Employment programs</b>					
Vocational training	12	15.4%	6	5	1
Job seeking skills	14	17.9	7	7	0
<b>Religious/spiritual counseling</b>	56	71.8%	45	5	6
<b>Educational programs</b>					
Basic and high school classes	28	35.9%	15	12	1
GED	41	52.6	22	15	4
Special education	14	17.9	6	7	1
College level classes	12	15.4	3	9	0
Provide tutors	17	21.8	13	4	0

Note: Data are based on 78 facilities.

\*Includes treatment, counseling, and special programs on or off facility grounds.



---

## More than 60% of facilities in Indian country provided work assignments for inmates in 2007

Forty-eight facilities offered inmates work assignments in office and administrative work, food service, and building and maintenance (not shown in a table). Public work assignments, such as road, park, or other public maintenance, were available to inmates in 26 facilities. Less than 10% of the facilities (5) offered inmates farming or agricultural work assignments. Two facilities offered inmates work assignments in correctional industries, which included working with wood products, textiles, and manufacturing services.

### Methodology

The Annual Survey of Jails in Indian Country (SJIC) includes all known Indian country correctional facilities operated by tribal authorities or the Bureau of Indian Affairs (BIA), U.S. Department of the Interior. The survey was conducted in June 2007 and included the number of inmates and percent of capacity occupied based on the average daily population, midyear population, and peak population in facilities in June 2007 (table 12).

The Bureau of Justice Statistics (BJS) conducted the SJIC to describe all adult and juvenile jail facilities and detention centers in Indian country. For this report, Indian country includes reservations, pueblos, rancherias, and other appropriate areas (18 U.S.C. § 1151). The reference date for the survey is June 29, 2007.

In 2007 the Office of Justice Services, Bureau of Indian Affairs (BIA), U.S. Department of the Interior, provided a list of 86 Indian country jail facilities. The list included detention centers, jails, and other correctional facilities operated by tribal authorities or the BIA. Three facilities were non-operational.

Data were obtained by mailed questionnaires. Through follow-up phone calls and facsimiles, 79 out of 83 facilities responded. Data were estimated for four facilities that did not respond to the survey. In 2007, the survey included an addendum that collected in-depth data on inmate health services and facility programs. Seventy-eight facilities responded to at least a portion of the addendum.

### Average length of stay

The stock/flow ratio method was used to measure the average length of stay for inmates held during June 2007 in the 79 Indian country jails that responded to the survey:

Stock—average daily population

Flow—inmate admissions during June 2007<sup>2</sup>

Stock/flow ratio in June 2007 (1,872/12,490)

Length of stay in days (0.15 X 30).

*Indian country* is a statutory term that includes all lands within an Indian reservation, dependent Indian communities, and Indian trust allotments (18 U.S.C. § 1151). Courts interpret § 1151 to include all lands held in trust for tribes or their members. See *United States v. Roberts*, 185 F.3d 1125 (10th Cir. 1999). Tribal authority to imprison American Indian offenders is limited to one year per offense by statute (25 U.S.C. § 1302), a \$5,000 fine, or both.

Tribal law enforcement agencies act as first responders to both felony and misdemeanor crimes. For most of Indian country, the federal government provides felony law enforcement concerning crimes by or against Indians. Certain areas of Indian country are under Public Law 83-280, as amended. P.L. 280 conferred jurisdiction on certain states over Indian country and suspended enforcement of the Major Crimes Act (18 U.S.C. § 1153) and the General Crimes Act (18 U.S.C. § 1152) in those areas. Indian tribes retain concurrent jurisdiction to enforce laws in Indian country where P.L. 280 applies.

<sup>2</sup>Jail admissions replaced releases in order to draw comparison to 2004, in which releases were not collected.

**Table 12. Inmates, rated capacity, and percent of capacity occupied in jails in Indian country, by facility, June 2007**

State and facility	Number of inmates				Percent of capacity <sup>a</sup>		
	Inmates in custody <sup>b</sup>	ADP <sup>c</sup>	Peak population in June <sup>d</sup>	Rated capacity <sup>e</sup>	Population on June 29 as a percent of capacity	ADP as a percent of capacity	Peak population in June as a percent of capacity
<b>Total<sup>f</sup></b>	2,163	2,046	:	2,900	75%	71%	:
<b>Alaska</b>							
Metlakatla Juvenile Detention Center	0	0	0	2	0%	0%	0%
Metlakatla Police Department and Adult Detention Center	0	0	3	10	0	4	30
<b>Arizona</b>							
Ak-Chin Tribal Police and Detention Center	7	6	7	22	32%	27%	32%
Chinle Youth Corrections Center	6	6	12	48	13	13	25
Colorado River Indian Tribes Adult Detention Center	30	26	33	36	83	72	92
Fort Mohave Tribal Police Department and Holding Facility	3	1	4	3	100	33	133
Gila River Department of Rehabilitation and Supervision-Adult	241	233	250	224	108	104	112
Gila River Department of Rehabilitation and Supervision-Juvenile	38	37	42	106	36	35	40
Navajo Department of Corrections-Chinle	20	18	35	20	100	89	175
Navajo Department of Corrections-Kayenta Police Department and Holding Facility	15	7	30	10	150	70	300
Navajo Department of Corrections-Tuba City	22	15	30	34	65	44	88
Navajo Department of Corrections-Window Rock	99	37	154	42	236	88	367
Pascua Yaqui Police Department and Holding Facility	1	2	6	8	13	19	75
Salt River Pima-Maricopa Department of Corrections	69	58	72	55	125	105	131
Supai Law Enforcement and Holding Facility	0	1	3	8	0	9	38
Tohono O'odham Adult Detention Center	124	121	133	34	365	356	391
Truxton Canyon Adult Detention Center	37	35	37	40	93	88	93
Western Navajo Juvenile Corrections Services Center	10	13	20	56	18	23	36
White Mountain Apache Detention Center	57	93	129	45	127	207	287
<b>Colorado</b>							
Chief Ignacio Justice Center Adult Detention	27	30	40	54	50%	55%	74%
Chief Ignacio Justice Center Juvenile Detention	12	12	14	22	55	55	64
Southern Ute Police Department and Adult Detention Center	33	33	38	57	58	58	67
<b>Idaho</b>							
Fort Hall Police Department and Adult Detention Center	19	8	27	25	76%	30%	108%
<b>Michigan</b>							
Lac Vieux Desert Police Department Adult and Juvenile Holding Facility	0	0	0	6	0%	0%	0%
Saginaw Chippewa Tribal Police Department and Adult Detention Center	0	0	3	9	0	5	33
Sault Ste. Marie Tribal Youth Facility	17	20	24	25	68	78	96
<b>Minnesota</b>							
Red Lake Tribal Justice Center Adult Detention	43	50	59	42	102%	119%	140%
Red Lake Tribal Justice Juvenile Detention	9	10	16	26	35	38	62
<b>Mississippi</b>							
Choctaw Justice Complex Adult Detention	41	43	50	100	41%	43%	50%
Choctaw Justice Complex Juvenile Detention	10	10	12	32	31	31	38
<b>Montana</b>							
Blackfeet Adult Detention Center	62	19	62	46	135%	41%	135%
Crow Adult Detention Center	13	7	27	32	41	23	84
Flathead Adult Detention Center	22	21	30	22	100	96	136
Fort Peck Indian Juvenile Services Center	14	16	21	21	67	76	100
Fort Peck Police Department and Adult Detention Center	21	25	34	22	95	114	155
Fort Peck Transitional Living Unit	4	5	7	20	20	25	35
Northern Cheyenne Adult Detention Center	34	32	54	19	179	168	284
Northern Cheyenne Youth Service Center	12	15	22	36	33	42	61
Rocky Boy Adult Detention Center	10	3	12	6	167	55	200
White Buffalo Youth Detention Center	12	12	14	18	67	67	78
<b>Nebraska</b>							
Omaha Tribal Police Department and Adult Detention	48	29	48	32	150%	91%	150%
<b>Nevada</b>							
Eastern Nevada Law Enforcement Adult Detention Facility	12	13	14	26	46%	48%	54%

**Table 12. Inmates, rated capacity, and percent of capacity occupied in jails in Indian country, by facility, June 2007 (cont.)**

State and facility	Number of inmates				Percent of capacity <sup>a</sup>		
	Inmates in custody <sup>b</sup>	ADP <sup>c</sup>	Peak population in June <sup>d</sup>	Rated capacity <sup>e</sup>	Population on June 29 as a percent of capacity	ADP as a percent of capacity	Peak population in June as a percent of capacity
<b>New Mexico</b>							
Acoma Tribal Police and Holding Facility	27	26	33	20	135%	130%	165%
Jemez Tribal Court and Holding Facility	1	1	1	3	33	33	33
Jicarilla Department of Corrections-Adult and Juvenile	32	35	40	62	52	56	65
Laguna Tribal Police and Detention Center	31	29	33	43	72	67	77
Navajo Department of Corrections-Crownpoint	22	16	31	14	157	114	221
Navajo Department of Corrections-Shiprock Police Department and Adult Detention	38	20	52	40	95	50	130
Navajo Department of Corrections-Tohatchi Youth Detention	6	2	7	12	50	17	58
Ramah Navajo Police Department and Detention Center	0	2	4	7	0	22	57
San Juan Pueblo Police Department Holding Facility	6	2	10	2	300	100	500
Taos Tribal Police Department and Detention	4	3	5	8	50	34	63
Zuni Adult Detention Center	22	25	38	28	79	89	136
Zuni Juvenile Detention Center	0	1	6	12	0	8	50
<b>North Dakota</b>							
Fort Totten Law Enforcement and Adult Detention Center	29	26	34	26	112%	100%	131%
Gerald Tex Fox Justice Center Adult Detention	28	28	53	28	100	100	189
Gerald Tex Fox Justice Center Juvenile Detention	5	1	10	36	14	3	28
Standing Rock Law Enforcement and Adult Detention Center	10	18	30	52	19	35	58
Turtle Mountain Law Enforcement Adult Detention	23	22	30	30	77	73	100
<b>Oklahoma</b>							
Iowa Tribal Police Department and Holding Facility	1	1	2	8	13%	13%	25%
Sac and Fox Juvenile Detention Center	23	25	27	60	38	42	45
<b>Oregon</b>							
Warm Springs Police Department and Adult Detention Center	50	55	77	48	104%	115%	160%
<b>South Dakota</b>							
Cheyenne River Sioux Adult Detention Center	51	25	69	68	75%	37%	101%
Cheyenne River Sioux Juvenile Detention Center	2	3	8	10	20	30	80
Ki Yuxsa O'Tipi Reintegration Center	20	14	30	32	63	44	94
Kyle Police Department and Adult Detention	21	28	73	24	88	117	304
Oglala Sioux Tribal Offenders Facility	23	22	27	144	16	15	19
Pine Ridge Police Department and Adult Detention	15	67	138	24	63	278	575
Rosebud Sioux Wanbli Wiconi Tipi Juvenile Detention	24	38	43	47	51	81	91
Sisseton-Wahpeton Law Enforcement Adult Detention Center	10	10	18	22	45	43	82
<b>Washington</b>							
Chehalis Tribal Police Department and Adult Detention Center	7	6	10	17	41%	35%	59%
Colville Adult Detention Center	40	39	48	29	138	134	166
Makah Public Safety-Adult Detention	9	9	14	14	64	63	100
Nisqually Adult Corrections	53	45	54	70	76	64	77
Puyallup Tribal Law Enforcement and Adult Detention	8	6	9	10	80	60	90
Quinault Nation Police Department and Holding Facility	12	10	13	14	86	71	93
Spokane Adult Detention Center	15	14	16	10	150	135	160
<b>Wisconsin</b>							
Menominee Tribal Detention Facility	48	53	58	45	107%	118%	129%
<b>Wyoming</b>							
Wind River Adult Detention Center	26	26	46	26	100%	99%	177%

Note: The total number of inmates for the peak population is not calculated because the most crowded in June varies across the jails.

:Not calculated.

<sup>a</sup>Population as a percent of capacity occupied is calculated by dividing the population count of a facility by its rated capacity and multiplying by 100.

<sup>b</sup>Adults and juveniles confined in jail facilities.

<sup>c</sup>Average daily population is the number of inmates confined in June, divided by 30.

<sup>d</sup>Peak population is any day in June in which the custody population of a facility was the largest.

<sup>e</sup>Rated capacity is the maximum number of beds or inmates assigned by a rating official to a facility. Excludes temporary holding areas.

<sup>f</sup>Includes the estimated totals for four facilities that did not respond to the 2007 survey.



Washington, DC 20531

Official Business  
Penalty for Private Use \$300

---

The Bureau of Justice Statistics is the statistical agency of the U.S. Department of Justice. Michael D. Sinclair is Acting Director.

BJS Bulletins present the first release of findings from permanent data collection programs.

This Bulletin was written by Todd D. Minton. Heather C. West provided statistical review and verification. Lara E. Allen and James J. Stephan provided statistical verification.

Georgette Walsh edited the report. Tina Dorsey produced the report and Jayne Robinson prepared the report for final printing under the supervision of Doris J. James.

This report was made possible through a cooperative agreement between BJS and Westat, Inc. At Westat, Cynthia Helba, Ph.D. and Craig Love, Ph.D. carried out the data collection and processing with the assistance of Rose Windle. Karla Elsen provided data validation and non-response follow-up. Mary Ann Deak produced the appendix tables.

November 2008, NCJ 223760

This report in portable document format (includes 13 appendix tables) and in ASCII and its related statistical data are available at the BJS World Wide Web Internet site: <<http://www.ojp.usdoj.gov/bjs/abstract/jic07.htm>>.

**Office of Justice Programs**

*Innovation • Partnerships • Safer Neighborhoods*  
<http://www.ojp.usdoj.gov>

**Appendix table 1. Number of inmates in jails in Indian country, by type of offense, June 2007**

State and facility	Inmates in custody	Number of inmates in custody by type of offense							
		Domestic violence	Assault	Rape/sexual assault	Other violent	DWI/DUI*	Drug offense	Other	Not reported
<b>Total</b>	1,996	362	233	45	108	137	132	804	175
<b>Alaska</b>									
Metlakatla Juvenile Detention Center	0	0	0	0	0	0	0	0	0
Metlakatla Police Department and Adult Detention Center	0	0	0	0	0	0	0	0	0
<b>Arizona</b>									
Ak-Chin Tribal Police and Detention Center	7	0	3	0	0	1	0	3	0
Chinle Youth Corrections Center	6	0	0	0	0	0	0	6	0
Colorado River Indian Tribes Adult Detention Center	30	0	5	1	0	0	2	22	0
Fort Mohave Tribal Police Department and Holding Facility	3	0	0	0	0	0	0	3	0
Gila River Department of Rehabilitation and Supervision-Adult	241	180	25	7	10	5	10	4	0
Gila River Department of Rehabilitation and Supervision-Juvenile	38	4	8	1	5	2	9	9	0
Navajo Department of Corrections-Chinle	20	5	2	0	5	3	5	0	0
Navajo Department of Corrections-Kayenta Police Department and Holding Facility	15	1	0	0	0	0	0	14	0
Navajo Department of Corrections-Tuba City	22	0	2	0	0	2	0	18	0
Navajo Department of Corrections-Window Rock	99	5	8	0	13	4	4	65	0
Pascua Yaqui Police Department and Holding Facility	1	0	0	0	0	0	0	0	1
Salt River Pima-Maricopa Department of Corrections	69	8	3	2	8	1	3	/	44
Supai Law Enforcement and Holding Facility	0	0	0	0	0	0	0	0	0
Tohono O'odham Adult Detention Center	124	26	40	5	1	1	7	44	0
Truxton Canyon Adult Detention Center	37	9	24	2	2	0	0	0	0
Western Navajo Juvenile Corrections Services Center	10	0	0	0	0	1	0	9	0
White Mountain Apache Detention Center	57	8	11	0	0	6	5	27	0
<b>Colorado</b>									
Chief Ignacio Justice Center Adult Detention	27	5	6	0	7	1	4	4	0
Chief Ignacio Justice Center Juvenile Detention	12	0	6	0	0	0	0	6	0
Southern Ute Police Department and Adult Detention Center	33	3	3	1	10	3	1	12	0
<b>Idaho</b>									
Fort Hall Police Department and Adult Detention Center	19	1	0	0	3	2	0	13	0
<b>Michigan</b>									
Lac Vieux Desert Police Department Adult and Juvenile Holding Facility	0	0	0	0	0	0	0	0	0
Saginaw Chippewa Tribal Police Department and Adult Detention Center	0	0	0	0	0	0	0	0	0
Sault Ste. Marie Tribal Youth Facility	17	0	0	1	0	0	0	16	0
<b>Minnesota</b>									
Red Lake Tribal Justice Center Adult Detention	43	2	12	4	2	1	2	20	0
Red Lake Tribal Justice Juvenile Detention	9	0	0	0	2	0	1	6	0
<b>Mississippi</b>									
Choctaw Justice Complex Adult Detention	41	2	0	3	0	1	0	35	0
Choctaw Justice Complex Juvenile Detention	10	0	0	0	0	0	0	10	0

**Appendix table 1. Number of inmates in jails in Indian country, by type of offense, June 2007 (cont.)**

State and facility	Inmates in custody	Number of inmates in custody by type of offense							Not reported
		Domestic violence	Assault	Rape/sexual assault	Other violent	DWI/DUI*	Drug offense		
<b>Montana</b>									
Blackfeet Adult Detention Center	62	8	8	0	0	6	2	0	38
Crow Adult Detention Center	13	1	0	0	0	0	0	3	9
Flathead Adult Detention Center	22	5	0	0	0	2	0	15	0
Fort Peck Indian Juvenile Services Center	14	1	0	0	1	0	0	12	0
Fort Peck Police Department and Adult Detention Center	21	2	3	1	3	4	0	8	0
Fort Peck Transitional Living Unit	4	0	0	0	0	0	0	4	0
Northern Cheyenne Adult Detention Center	34	3	0	0	0	10	5	16	0
Northern Cheyenne Youth Service Center	12	1	2	1	2	0	0	6	0
Rocky Boy Adult Detention Center	10	0	1	0	0	3	2	4	0
White Buffalo Youth Detention Center	12	0	1	0	0	0	0	11	0
<b>Nebraska</b>									
Omaha Tribal Police Department and Adult Detention	48	15	10	1	2	8	6	6	0
<b>Nevada</b>									
Eastern Nevada Law Enforcement Adult Detention Facility	12	0	0	0	0	1	3	8	0
<b>New Mexico</b>									
Acoma Tribal Police and Holding Facility	27	1	0	2	1	1	3	19	0
Jemez Tribal Court and Holding Facility	1	0	0	0	0	0	0	1	0
Jicarilla Department of Corrections-Adult and Juvenile	32	1	2	0	0	0	0	29	0
Laguna Tribal Police and Detention Center	31	5	4	0	0	13	2	7	0
Navajo Department of Corrections-Crownpoint	22	6	1	1	0	0	0	14	0
Navajo Department of Corrections-Shiprock Police Department and Adult Detention	38	3	1	5	1	6	3	19	0
Navajo Department of Corrections-Tohatchi Youth Detention	6	0	2	0	0	0	0	3	1
Ramah Navajo Police Department and Detention Center	0	0	0	0	0	0	0	0	0
San Juan Pueblo Police Department Holding Facility	6	0	3	0	2	1	0	0	0
Taos Tribal Police Department and Detention	4	0	0	0	0	1	0	3	0
Zuni Adult Detention Center	22	3	0	1	0	2	0	16	0
Zuni Juvenile Detention Center	0	0	0	0	0	0	0	0	0
<b>North Dakota</b>									
Fort Totten Law Enforcement and Adult Detention Center	29	6	3	0	1	2	1	16	0
Gerald Tex Fox Justice Center Adult Detention	28	5	0	0	11	4	2	6	0
Gerald Tex Fox Justice Center Juvenile Detention	5	0	1	0	0	0	0	4	0
Standing Rock Law Enforcement and Adult Detention Center	10	0	2	2	0	0	1	0	5
Turtle Mountain Law Enforcement Adult Detention	23	5	0	0	0	3	1	14	0
<b>Oklahoma</b>									
Iowa Tribal Police Department and Holding Facility	1	0	0	0	0	0	0	1	0
Sac and Fox Juvenile Detention Center	23	1	0	2	4	1	0	15	0
<b>Oregon</b>									
Warm Springs Police Department and Adult Detention Center	50	0	5	0	0	2	15	28	0

**Appendix table 1. Number of inmates in jails in Indian country, by type of offense, June 2007 (cont.)**

State and facility	Inmates in custody	Number of inmates in custody by type of offense							Not reported	
		Domestic violence	Assault	Rape/sexual assault	Other violent	DWI/DUI*	Drug offense	Other		
<b>South Dakota</b>										
Cheyenne River Sioux Adult Detention Center	51	0	4	0	0	4	2	41	0	
Cheyenne River Sioux Juvenile Detention Center	2	0	0	0	0	0	1	1	0	
Ki Yuxsa O'Tipi Reintegration Center	20	0	0	0	0	1	0	19	0	
Kyle Police Department and Adult Detention	21	1	1	0	2	1	0	16	0	
Oglala Sioux Tribal Offenders Facility	23	/	/	/	/	/	/	/	23	
Pine Ridge Police Department and Adult Detention	15	1	0	0	4	2	3	5	0	
Rosebud Sioux Wanbli Wiconi Tipi Juvenile Detention	24	3	0	0	0	0	0	21	0	
Sisseton-Wahpeton Law Enforcement Adult Detention Center	10	0	0	0	0	1	0	9	0	
<b>Washington</b>										
Chehalis Tribal Police Department and Adult Detention Center	7	0	0	1	0	0	6	0	0	
Colville Adult Detention Center	40	7	10	0	4	9	7	3	0	
Makah Public Safety-Adult Detention	9	1	0	0	0	0	2	6	0	
Nisqually Adult Corrections	53	/	/	/	/	/	/	/	53	
Puyallup Tribal Law Enforcement and Adult Detention	8	3	1	0	0	0	1	3	0	
Quinault Nation Police Department and Holding Facility	12	1	1	0	0	2	4	4	0	
Spokane Adult Detention Center	15	2	0	0	0	0	1	11	1	
<b>Wisconsin</b>										
Menominee Tribal Detention Facility	48	10	8	1	2	8	5	14	0	
<b>Wyoming</b>										
Wind River Adult Detention Center	26	2	1	0	0	5	1	17	0	

/Not reported.

\*Includes driving while intoxicated and driving while under the influence of drugs or alcohol.

**Appendix table 2. Number of inmates in jails in Indian country, by conviction status, June 2007**

State and facility	Inmates in custody	Conviction status	
		Convicted	Unconvicted
<b>Total</b>	1,996	1,116	763
<b>Alaska</b>			
Metlakatla Juvenile Detention Center	0	0	0
Metlakatla Police Department and Adult Detention Center	0	0	0
<b>Arizona</b>			
Ak-Chin Tribal Police and Detention Center	7	5	2
Chinle Youth Corrections Center	6	2	4
Colorado River Indian Tribes Adult Detention Center	30	24	6
Fort Mohave Tribal Police Department and Holding Facility	3	0	3
Gila River Department of Rehabilitation and Supervision-Adult	241	180	61
Gila River Department of Rehabilitation and Supervision-Juvenile	38	17	21
Navajo Department of Corrections-Chinle	20	20	0
Navajo Department of Corrections-Kayenta Police Department and Holding Facility	15	0	15
Navajo Department of Corrections-Tuba City	22	1	21
Navajo Department of Corrections-Window Rock	99	7	92
Pascua Yaqui Police Department and Holding Facility	1	/	/
Salt River Pima-Maricopa Department of Corrections	69	41	28
Supai Law Enforcement and Holding Facility	0	0	0
Tohono O'odham Adult Detention Center	124	83	41
Truxton Canyon Adult Detention Center	37	36	1
Western Navajo Juvenile Corrections Services Center	10	9	1
White Mountain Apache Detention Center	57	40	17
<b>Colorado</b>			
Chief Ignacio Justice Center Adult Detention	27	25	2
Chief Ignacio Justice Center Juvenile Detention	12	8	4
Southern Ute Police Department and Adult Detention Center	33	27	6
<b>Idaho</b>			
Fort Hall Police Department and Adult Detention Center	19	13	6
<b>Michigan</b>			
Lac Vieux Desert Police Department Adult and Juvenile Holding Facility	0	0	0
Saginaw Chippewa Tribal Police Department and Adult Detention Center	0	0	0
Sault Ste. Marie Tribal Youth Facility	17	17	0
<b>Minnesota</b>			
Red Lake Tribal Justice Center Adult Detention	43	11	32
Red Lake Tribal Justice Juvenile Detention	9	0	9
<b>Mississippi</b>			
Choctaw Justice Complex Adult Detention	41	29	12
Choctaw Justice Complex Juvenile Detention	10	8	2



**Appendix table 2. Number of inmates in jails in Indian country, by conviction status, June 2007 (cont.)**

State and facility	Inmates in custody	Conviction status	
		Convicted*	Unconvicted
<b>Montana</b>			
Blackfeet Adult Detention Center	62	/	/
Crow Adult Detention Center	13	9	4
Flathead Adult Detention Center	22	13	9
Fort Peck Indian Juvenile Services Center	14	13	1
Fort Peck Police Department and Adult Detention Center	21	18	3
Fort Peck Transitional Living Unit	4	4	0
Northern Cheyenne Adult Detention Center	34	11	23
Northern Cheyenne Youth Service Center	12	2	10
Rocky Boy Adult Detention Center	10	10	0
White Buffalo Youth Detention Center	12	12	0
<b>Nebraska</b>			
Omaha Tribal Police Department and Adult Detention	48	12	36
<b>Nevada</b>			
Eastern Nevada Law Enforcement Adult Detention Facility	12	11	1
<b>New Mexico</b>			
Acoma Tribal Police and Holding Facility	27	24	3
Jemez Tribal Court and Holding Facility	1	/	/
Jicarilla Department of Corrections-Adult and Juvenile	32	24	8
Laguna Tribal Police and Detention Center	31	29	2
Navajo Department of Corrections-Crownpoint	22	7	15
Navajo Department of Corrections-Shiprock Police Department and Adult Detention	38	0	38
Navajo Department of Corrections-Tohatchi Youth Detention	6	0	6
Ramah Navajo Police Department and Detention Center	0	0	0
San Juan Pueblo Police Department Holding Facility	6	6	0
Taos Tribal Police Department and Detention	4	0	4
Zuni Adult Detention Center	22	21	1
Zuni Juvenile Detention Center	0	0	0
<b>North Dakota</b>			
Fort Totten Law Enforcement and Adult Detention Center	29	16	13
Gerald Tex Fox Justice Center Adult Detention	28	23	5
Gerald Tex Fox Justice Center Juvenile Detention	5	4	1
Standing Rock Law Enforcement and Adult Detention Center	10	2	8
Turtle Mountain Law Enforcement Adult Detention	23	20	3
<b>Oklahoma</b>			
Iowa Tribal Police Department and Holding Facility	1	0	1
Sac and Fox Juvenile Detention Center	23	23	0
<b>Oregon</b>			
Warm Springs Police Department and Adult Detention Center	50	33	17

**Appendix table 2. Number of inmates in jails in Indian country, by conviction status, June 2007 (cont.)**

State and facility	Inmates in custody	Conviction status	
		Convicted*	Unconvicted
<b>South Dakota</b>			
Cheyenne River Sioux Adult Detention Center	51	17	34
Cheyenne River Sioux Juvenile Detention Center	2	1	1
Ki Yuxsa O'Tipi Reintegration Center	20	4	16
Kyle Police Department and Adult Detention	21	2	19
Oglala Sioux Tribal Offenders Facility	23	23	0
Pine Ridge Police Department and Adult Detention	15	0	15
Rosebud Sioux Wanbli Wiconi Tipi Juvenile Detention	24	0	24
Sisseton-Wahpeton Law Enforcement Adult Detention Center	10	3	7
<b>Washington</b>			
Chehalis Tribal Police Department and Adult Detention Center	7	6	1
Colville Adult Detention Center	40	24	16
Makah Public Safety-Adult Detention	9	6	3
Nisqually Adult Corrections	53	/	/
Puyallup Tribal Law Enforcement and Adult Detention	8	5	3
Quinault Nation Police Department and Holding Facility	12	11	1
Spokane Adult Detention Center	15	15	0
<b>Wisconsin</b>			
Menominee Tribal Detention Facility	48	39	9
<b>Wyoming</b>			
Wind River Adult Detention Center	26	10	16

Note: Four facilities did not report the conviction status for 117 inmates, including the Pascua Yaqui Police Department and Holding Facility, Blackfeet Adult Detention Center, Jemez Tribal Court and Holding Facility, and the Nisqually Adult Corrections. Two facilities did not report on the seriousness of offense for 15 inmates, including the Crow Adult Detention Center and the Navajo Department of Corrections-Tohatchi Youth Detention.

/Not reported.

\*Includes probation and parole violators with no new sentence.

**Appendix table 3. Adults and juveniles in the custody of jails in Indian country, by gender, June 2007**

State and facility	Number of inmates in custody					
	Adult			Juvenile (under age 18)		
	Total	Male	Female	Total	Male	Female
<b>Total</b>	1,743	1,415	328	253	167	86
<b>Alaska</b>						
Metlakatla Juvenile Detention Center	0	0	0	0	0	0
Metlakatla Police Department and Adult Detention Center	0	0	0	0	0	0
<b>Arizona</b>						
Ak-Chin Tribal Police and Detention Center	7	5	2	0	0	0
Chinle Youth Corrections Center	0	0	0	6	2	4
Colorado River Indian Tribes Adult Detention Center	20	17	3	10	7	3
Fort Mohave Tribal Police Department and Holding Facility	3	3	0	0	0	0
Gila River Department of Rehabilitation and Supervision-Adult	241	200	41	0	0	0
Gila River Department of Rehabilitation and Supervision-Juvenile	0	0	0	38	28	10
Navajo Department of Corrections-Chinle	20	18	2	0	0	0
Navajo Department of Corrections-Kayenta Police Department and Holding Facility	15	15	0	0	0	0
Navajo Department of Corrections-Tuba City	22	21	1	0	0	0
Navajo Department of Corrections-Window Rock	99	86	13	0	0	0
Pascua Yaqui Police Department and Holding Facility	1	1	0	0	0	0
Salt River Pima-Maricopa Department of Corrections	53	43	10	16	12	4
Supai Law Enforcement and Holding Facility	0	0	0	0	0	0
Tohono O'odham Adult Detention Center	124	109	15	0	0	0
Truxton Canyon Adult Detention Center	37	28	9	0	0	0
Western Navajo Juvenile Corrections Services Center	0	0	0	10	5	5
White Mountain Apache Detention Center	57	42	15	0	0	0
<b>Colorado</b>						
Chief Ignacio Justice Center Adult Detention	27	20	7	0	0	0
Chief Ignacio Justice Center Juvenile Detention	0	0	0	12	7	5
Southern Ute Police Department and Adult Detention Center	33	28	5	0	0	0
<b>Idaho</b>						
Fort Hall Police Department and Adult Detention Center	19	11	8	0	0	0
<b>Michigan</b>						
Lac Vieux Desert Police Department Adult and Juvenile Holding Facility	0	0	0	0	0	0
Saginaw Chippewa Tribal Police Department and Adult Detention Center	0	0	0	0	0	0
Sault Ste. Marie Tribal Youth Facility	0	0	0	17	14	3
<b>Minnesota</b>						
Red Lake Tribal Justice Center Adult Detention	43	35	8	0	0	0
Red Lake Tribal Justice Juvenile Detention	0	0	0	9	9	0
<b>Mississippi</b>						
Choctaw Justice Complex Adult Detention	41	37	4	0	0	0
Choctaw Justice Complex Juvenile Detention	0	0	0	10	5	5

**Appendix table 3. Adults and juveniles in the custody of jails in Indian country, by gender, June 2007 (cont.)**

State and facility	Number of inmates in custody					
	Adult			Juvenile (under age 18)		
	Total	Male	Female	Total	Male	Female
<b>Montana</b>						
Blackfeet Adult Detention Center	62	49	13	0	0	0
Crow Adult Detention Center	13	12	1	0	0	0
Flathead Adult Detention Center	22	18	4	0	0	0
Fort Peck Indian Juvenile Services Center	0	0	0	14	9	5
Fort Peck Police Department and Adult Detention Center	21	20	1	0	0	0
Fort Peck Transitional Living Unit	0	0	0	4	1	3
Northern Cheyenne Adult Detention Center	34	24	10	0	0	0
Northern Cheyenne Youth Service Center	0	0	0	12	5	7
Rocky Boy Adult Detention Center	10	7	3	0	0	0
White Buffalo Youth Detention Center	0	0	0	12	6	6
<b>Nebraska</b>						
Omaha Tribal Police Department and Adult Detention	48	36	12	0	0	0
<b>Nevada</b>						
Eastern Nevada Law Enforcement Adult Detention Facility	12	12	0	0	0	0
<b>New Mexico</b>						
Acoma Tribal Police and Holding Facility	27	21	6	0	0	0
Jemez Tribal Court and Holding Facility	1	1	0	0	0	0
Jicarilla Department of Corrections-Adult and Juvenile	29	24	5	3	1	2
Laguna Tribal Police and Detention Center	31	22	9	0	0	0
Navajo Department of Corrections-Crownpoint	22	20	2	0	0	0
Navajo Department of Corrections-Shiprock Police Department and Adult Detention	38	28	10	0	0	0
Navajo Department of Corrections-Tohatchi Youth Detention	0	0	0	6	4	2
Ramah Navajo Police Department and Detention Center	0	0	0	0	0	0
San Juan Pueblo Police Department Holding Facility	6	6	0	0	0	0
Taos Tribal Police Department and Detention	4	3	1	0	0	0
Zuni Adult Detention Center	22	16	6	0	0	0
Zuni Juvenile Detention Center	0	0	0	0	0	0
<b>North Dakota</b>						
Fort Totten Law Enforcement and Adult Detention Center	29	20	9	0	0	0
Gerald Tex Fox Justice Center Adult Detention	28	21	7	0	0	0
Gerald Tex Fox Justice Center Juvenile Detention	0	0	0	5	3	2
Standing Rock Law Enforcement and Adult Detention Center	10	10	0	0	0	0
Turtle Mountain Law Enforcement Adult Detention	23	20	3	0	0	0
<b>Oklahoma</b>						
Iowa Tribal Police Department and Holding Facility	1	1	0	0	0	0
Sac and Fox Juvenile Detention Center	0	0	0	23	19	4
<b>Oregon</b>						
Warm Springs Police Department and Adult Detention Center	50	36	14	0	0	0

**Appendix table 3. Adults and juveniles in the custody of jails in Indian country, by gender, June 2007 (cont.)**

State and facility	Number of inmates in custody					
	Adult			Juvenile (under age 18)		
	Total	Male	Female	Total	Male	Female
<b>South Dakota</b>						
Cheyenne River Sioux Adult Detention Center	51	46	5	0	0	0
Cheyenne River Sioux Juvenile Detention Center	0	0	0	2	1	1
Ki Yuxsa O'Tipi Reintegration Center	0	0	0	20	10	10
Kyle Police Department and Adult Detention	21	16	5	0	0	0
Oglala Sioux Tribal Offenders Facility	23	21	2	0	0	0
Pine Ridge Police Department and Adult Detention	15	14	1	0	0	0
Rosebud Sioux Wanbli Wiconi Tipi Juvenile Detention	0	0	0	24	19	5
Sisseton-Wahpeton Law Enforcement Adult Detention Center	10	8	2	0	0	0
<b>Washington</b>						
Chehalis Tribal Police Department and Adult Detention Center	7	6	1	0	0	0
Colville Adult Detention Center	40	33	7	0	0	0
Makah Public Safety-Adult Detention	9	2	7	0	0	0
Nisqually Adult Corrections	53	43	10	0	0	0
Puyallup Tribal Law Enforcement and Adult Detention	8	6	2	0	0	0
Quinault Nation Police Department and Holding Facility	12	10	2	0	0	0
Spokane Adult Detention Center	15	9	6	0	0	0
<b>Wisconsin</b>						
Menominee Tribal Detention Facility	48	38	10	0	0	0
<b>Wyoming</b>						
Wind River Adult Detention Center	26	17	9	0	0	0

**Appendix table 4. Jails in Indian country that provide medical services to inmates, by facility, June 2007**

State and facility	Onsite health services provided by—		Offsite health services provided by—		Other health services
	Jail medical staff <sup>a</sup>	Indian Health Service <sup>b</sup>	Indian Health Service	Private facilities <sup>c</sup>	
<b>Total</b>	8	9	69	9	7
<b>Alaska</b>					
Metlakatla Juvenile Detention Center			■		
Metlakatla Police Department and Adult Detention Center			■		
<b>Arizona</b>					
Ak-Chin Tribal Police and Detention Center			■		
Chinle Youth Corrections Center			■		
Colorado River Indian Tribes Adult Detention Center			■		
Fort Mohave Tribal Police Department and Holding Facility				■	
Gila River Department of Rehabilitation and Supervision-Adult			■		
Gila River Department of Rehabilitation and Supervision-Juvenile	■		■		
Navajo Department of Corrections-Kayenta Police Department and Holding Facility			■		
Navajo Department of Corrections-Tuba City			■		
Navajo Department of Corrections-Window Rock		■	■		
Pascua Yaqui Police Department and Holding Facility			■		
Salt River Pima-Maricopa Department of Corrections		■	■	■	
Supai Law Enforcement and Holding Facility <sup>d</sup>					■
Tohono O'odham Adult Detention Center		■			
Truxton Canyon Adult Detention Center			■		
Western Navajo Juvenile Corrections Services Center			■		
White Mountain Apache Detention Center			■		
<b>Colorado</b>					
Chief Ignacio Justice Center Adult Detention			■		
Chief Ignacio Justice Center Juvenile Detention			■		
Southern Ute Police Department and Adult Detention Center	■		■		
<b>Idaho</b>					
Fort Hall Police Department and Adult Detention Center			■		
<b>Michigan</b>					
Lac Vieux Desert Police Department Adult and Juvenile Holding Facility			■		
Saginaw Chippewa Tribal Police Department and Adult Detention Center <sup>e</sup>					■
Sault Ste. Marie Tribal Youth Facility			■	■	
<b>Minnesota</b>					
Red Lake Tribal Justice Center Adult Detention			■		
Red Lake Tribal Justice Juvenile Detention			■		
<b>Mississippi</b>					
Choctaw Justice Complex Adult Detention			■		
Choctaw Justice Complex Juvenile Detention	■		■		

**Appendix table 4. Jails in Indian country that provide medical services to inmates, by facility, June 2007 (cont.)**

State and facility	Onsite health services provided by—		Offsite health services provided by—		Other health services
	Jail medical staff <sup>a</sup>	Indian Health Service <sup>b</sup>	Indian Health Service	Private facilities <sup>c</sup>	
<b>Montana</b>					
Blackfeet Adult Detention Center			■		
Crow Adult Detention Center			■		
Flathead Adult Detention Center			■		
Fort Peck Indian Juvenile Services Center			■	■	
Fort Peck Police Department and Adult Detention Center			■		
Fort Peck Transitional Living Unit			■	■	
Northern Cheyenne Adult Detention Center <sup>f</sup>		■	■		■
Northern Cheyenne Youth Service Center <sup>f</sup>		■	■		■
Rocky Boy Adult Detention Center			■		
White Buffalo Youth Detention Center			■		
<b>Nebraska</b>					
Omaha Tribal Police Department and Adult Detention			■		
<b>Nevada</b>					
Eastern Nevada Law Enforcement Adult Detention Facility <sup>f</sup>			■		■
<b>New Mexico</b>					
Acoma Tribal Police and Holding Facility			■		
Jemez Tribal Court and Holding Facility			■		
Jicarilla Department of Corrections-Adult and Juvenile			■		
Laguna Tribal Police and Detention Center			■		
Navajo Department of Corrections-Crownpoint <sup>g</sup>			■		■
Navajo Department of Corrections-Shiprock Police Department and Adult Detention			■		
Navajo Department of Corrections-Tohatchi Youth Detention			■		
Ramah Navajo Police Department and Detention Center			■		
San Juan Pueblo Police Department Holding Facility			■		
Taos Tribal Police Department and Detention				■	
Zuni Adult Detention Center	■		■		
Zuni Juvenile Detention Center	■		■		
<b>North Dakota</b>					
Fort Totten Law Enforcement and Adult Detention Center			■		
Gerald Tex Fox Justice Center Adult Detention		■	■		
Gerald Tex Fox Justice Center Juvenile Detention		■	■	■	
Standing Rock Law Enforcement and Adult Detention Center			■		
Turtle Mountain Law Enforcement Adult Detention			■		
<b>Oklahoma</b>					
Iowa Tribal Police Department and Holding Facility			■		
Sac and Fox Juvenile Detention Center	■				
<b>Oregon</b>					
Warm Springs Police Department and Adult Detention Center			■		

**Appendix table 4. Jails in Indian country that provide medical services to inmates, by facility, June 2007 (cont.)**

State and facility	On-site health services provided by—		Off-site health services provided by—		Other health services
	Jail medical staff <sup>a</sup>	Indian Health Service <sup>b</sup>	Indian Health Service	Private facilities <sup>c</sup>	
<b>South Dakota</b>					
Cheyenne River Sioux Adult Detention Center			■		
Cheyenne River Sioux Juvenile Detention Center		■			
Ki Yuxsa O'Tipi Reintegration Center			■		
Kyle Police Department and Adult Detention <sup>f</sup>					■
Oglala Sioux Tribal Offenders Facility			■		
Pine Ridge Police Department and Adult Detention			■		
Rosebud Sioux Wanbli Wiconi Tipi Juvenile Detention			■		
Sisseton-Wahpeton Law Enforcement Adult Detention Center			■		
<b>Washington</b>					
Chehalis Tribal Police Department and Adult Detention Center			■		
Colville Adult Detention Center		■	■	■	
Makah Public Safety-Adult Detention			■		
Nisqually Adult Corrections	■				
Puyallup Tribal Law Enforcement and Adult Detention			■		
Quinault Nation Police Department and Holding Facility	■		■		
Spokane Adult Detention Center			■		
<b>Wisconsin</b>					
Menominee Tribal Detention Facility			■		
<b>Wyoming</b>					
Wind River Adult Detention Center			■	■	

Note: Excludes four facilities that did not respond to the 2007 Survey of Jails in Indian Country addendum, which collected facility-level data on inmate health services and facility programs.

<sup>a</sup>Onsite staff physicians or other medical employees of the jails.

<sup>b</sup>Onsite physicians or other medical services provided by Indian Health Service.

<sup>c</sup>Offsite medical services provided by privately run facilities (private practice, hospital, and others).

<sup>d</sup>Supai Law Enforcement and Holding Facility did not specify the health services provider.

<sup>e</sup>Medical services are provided by the onsite tribal fire and rescue.

<sup>f</sup>Medical services are provided by tribal public health services.

<sup>g</sup>Includes weekly mobile clinic visits to the facility.



**Appendix table 5. Jails in Indian country with policies for screening inmates for the HIV infection, by facility, June 2007**

State and facility	Policies for HIV infection screening						
	At admission	Random sample	Upon request	Upon clinical indication of need	Upon involvement in an incident	At release	Other
<b>Total</b>	8	4	47	46	29	1	1
<b>Alaska</b>							
Metlakatla Juvenile Detention Center							
Metlakatla Police Department and Adult Detention Center							
<b>Arizona</b>							
Ak-Chin Tribal Police and Detention Center			■	■			
Chinle Youth Corrections Center <sup>a</sup>							■
Colorado River Indian Tribes Adult Detention Center			■	■			
Fort Mohave Tribal Police Department and Holding Facility				■	■		
Gila River Department of Rehabilitation and Supervision-Adult			■				
Gila River Department of Rehabilitation and Supervision-Juvenile			■	■	■		
Navajo Department of Corrections-Kayenta Police Department and Holding Facility				■	■		
Navajo Department of Corrections-Tuba City							
Navajo Department of Corrections-Window Rock							
Pascua Yaqui Police Department and Holding Facility							
Salt River Pima-Maricopa Department of Corrections							/
Supai Law Enforcement and Holding Facility							/
Tohono O'odham Adult Detention Center			■	■	■		/
Truxton Canyon Adult Detention Center			■	■			/
Western Navajo Juvenile Corrections Services Center	/	/	/	/	/	/	/
White Mountain Apache Detention Center			■	■	■		/
<b>Colorado</b>							
Chief Ignacio Justice Center Adult Detention				/	/	/	/
Chief Ignacio Justice Center Juvenile Detention			■	■			
Southern Ute Police Department and Adult Detention Center			■	■	■		
<b>Idaho</b>							
Fort Hall Police Department and Adult Detention Center	■						/
<b>Michigan</b>							
Lac Vieux Desert Police Department Adult and Juvenile Holding Facility				■	■		
Saginaw Chippewa Tribal Police Department and Adult Detention Center							
Sault Ste. Marie Tribal Youth Facility			■	■	■		
<b>Minnesota</b>							
Red Lake Tribal Justice Center Adult Detention			■				/
Red Lake Tribal Justice Juvenile Detention			■				
<b>Mississippi</b>							
Choctaw Justice Complex Adult Detention	■		■	■	■		/
Choctaw Justice Complex Juvenile Detention		■	■	■	■		/

**Appendix table 5. Jails in Indian country with policies for screening inmates for the HIV infection, by facility, June 2007 (cont.)**

State and facility	Policies for HIV infection screening						
	At admission	Random sample	Upon request	Upon clinical indication of need	Upon involvement in an incident	At release	Other
<b>Montana</b>							
Blackfeet Adult Detention Center	■		■	■			
Crow Adult Detention Center							/
Flathead Adult Detention Center			■	■			/
Fort Peck Indian Juvenile Services Center			■	■			/
Fort Peck Police Department and Adult Detention Center							/
Fort Peck Transitional Living Unit			■	■			/
Northern Cheyenne Adult Detention Center							/
Northern Cheyenne Youth Service Center			■	■	■		
Rocky Boy Adult Detention Center							/
White Buffalo Youth Detention Center			■	■	■		/
<b>Nebraska</b>							
Omaha Tribal Police Department and Adult Detention	■	■	■	■	■		
<b>Nevada</b>							
Eastern Nevada Law Enforcement Adult Detention Facility			■	■			/
<b>New Mexico</b>							
Acoma Tribal Police and Holding Facility			■	■	■		
Jemez Tribal Court and Holding Facility							
Jicarilla Department of Corrections-Adult and Juvenile			■	■			/
Laguna Tribal Police and Detention Center			■	■	■		/
Navajo Department of Corrections-Crownpoint			■	■			
Navajo Department of Corrections-Shiprock Police Department and Adult Detention			■	■			
Navajo Department of Corrections-Tohatchi Youth Detention			■	■			
Ramah Navajo Police Department and Detention Center			■				
San Juan Pueblo Police Department Holding Facility			■	■	■		/
Taos Tribal Police Department and Detention				■	■		
Zuni Adult Detention Center		■	■	■	■		/
Zuni Juvenile Detention Center		■	■	■	■		/
<b>North Dakota</b>							
Fort Totten Law Enforcement and Adult Detention Center							/
Gerald Tex Fox Justice Center Adult Detention	■		■	■	■	■	/
Gerald Tex Fox Justice Center Juvenile Detention							/
Standing Rock Law Enforcement and Adult Detention Center	■		■	■			/
Turtle Mountain Law Enforcement Adult Detention			■	■			/
<b>Oklahoma</b>							
Iowa Tribal Police Department and Holding Facility							
Sac and Fox Juvenile Detention Center				■			
<b>Oregon</b>							
Warm Springs Police Department and Adult Detention Center			■				

**Appendix table 5. Jails in Indian country with policies for screening inmates for the HIV infection, by facility, June 2007 (cont.)**

State and facility	Policies for HIV infection screening						
	At admission	Random sample	Upon request	Upon clinical indication of need	Upon involvement in an incident	At release	Other
<b>South Dakota</b>							
Cheyenne River Sioux Adult Detention Center			■	■	■		
Cheyenne River Sioux Juvenile Detention Center			■	■	■		
Ki Yuksa O'Tipi Reintegration Center							
Kyle Police Department and Adult Detention							
Oglala Sioux Tribal Offenders Facility	/	/	■	/	/	/	/
Pine Ridge Police Department and Adult Detention							
Rosebud Sioux Wanbli Wiconi Tipi Juvenile Detention							
Sisseton-Wahpeton Law Enforcement Adult			■	■			/
<b>Washington</b>							
Chehalis Tribal Police Department and Adult Detention Center	/	/	■	■	■	/	/
Colville Adult Detention Center			■				
Makah Public Safety-Adult Detention			■	■	■		
Nisqually Adult Corrections			■	■	■		/
Puyallup Tribal Law Enforcement and Adult Detention				■	■		
Quinault Nation Police Department and Holding Facility	■		■	■	■		
Spokane Adult Detention Center							
<b>Wisconsin</b>							
Menominee Tribal Detention Facility			■	■	■		/
<b>Wyoming</b>							
Wind River Adult Detention Center	■		■	■	■		

Note: Excludes four facilities that did not respond to the 2007 Survey of Jails in Indian Country addendum, which collected facility-level data on inmate health services and facility programs.

/Not reported.

\*Screening is conducted by Indian Health Service medical staff. Policies are not specified.

**Appendix table 6. Jails in Indian country with policies for testing inmates for hepatitis B, by facility, June 2007**

State and facility	Policies for hepatitis B infection testing								
	At admission	At regular intervals	Random sample	Person with no history of vaccination	Upon request	Upon clinical indication of need	After exposure to active hepatitis B	At release	Other
<b>Total</b>	3	3	1	5	51	51	44	0	3
<b>Alaska</b>									
Metlakatla Juvenile Detention Center									
Metlakatla Police Department and Adult Detention Center									
<b>Arizona</b>									
Ak-Chin Tribal Police and Detention Center					■	■			
Chinle Youth Corrections Center <sup>a</sup>									■
Colorado River Indian Tribes Adult Detention Center					■	■	■		
Fort Mohave Tribal Police Department and Holding Facility						■	■		
Gila River Department of Rehabilitation and Supervision-Adult					■				/
Gila River Department of Rehabilitation and Supervision-Juvenile				■		■	■		
Navajo Department of Corrections-Kayenta Police Department and Holding Facility						■	■		
Navajo Department of Corrections-Tuba City									
Navajo Department of Corrections-Window Rock							■		
Pascua Yaqui Police Department and Holding Facility									/
Salt River Pima-Maricopa Department of Corrections		■			■	■	■		/
Supai Law Enforcement and Holding Facility							■	■	/
Tohono O'odham Adult Detention Center							■	■	/
Truxton Canyon Adult Detention Center					■	■	■		
Western Navajo Juvenile Corrections Services Center					■	■	■		/
White Mountain Apache Detention Center					■	■	■		/
<b>Colorado</b>									
Chief Ignacio Justice Center Adult Detention					■	■	/	/	/
Chief Ignacio Justice Center Juvenile Detention					■	■			
Southern Ute Police Department and Adult Detention Center					■	■	■		
<b>Idaho</b>									
Fort Hall Police Department and Adult Detention Center									
<b>Michigan</b>									
Lac Vieux Desert Police Department Adult and Juvenile Holding Facility						■	■		
Saginaw Chippewa Tribal Police Department and Adult Detention Center									
Sault Ste. Marie Tribal Youth Facility					■	■	■		
<b>Minnesota</b>									
Red Lake Tribal Justice Center Adult Detention					■				/
Red Lake Tribal Justice Juvenile Detention					■				
<b>Mississippi</b>									
Choctaw Justice Complex Adult Detention					■	■	■		/
Choctaw Justice Complex Juvenile Detention					■	■	■		/

**Appendix table 6. Jails in Indian country with policies for testing inmates for hepatitis B, by facility, June 2007 (cont.)**

State and facility	Policies for hepatitis B infection testing								Other
	At admission	At regular intervals	Random sample	Person with no history of vaccination	Upon request	Upon clinical indication of need	After exposure to active hepatitis B	At release	
<b>Montana</b>									
Blackfeet Adult Detention Center					■	■	■		
Crow Adult Detention Center <sup>b</sup>									■
Flathead Adult Detention Center					■	■	■		/
Fort Peck Indian Juvenile Services Center		■			■	■	■		/
Fort Peck Police Department and Adult Detention Center									/
Fort Peck Transitional Living Unit		■			■	■	■		/
Northern Cheyenne Adult Detention Center					■	■			/
Northern Cheyenne Youth Service Center					■	■	■		/
Rocky Boy Adult Detention Center									/
White Buffalo Youth Detention Center					■	■	■		/
<b>Nebraska</b>									
Omaha Tribal Police Department and Adult Detention				■	■	■	■		
<b>Nevada</b>									
Eastern Nevada Law Enforcement Adult Detention Facility						■			/
<b>New Mexico</b>									
Acoma Tribal Police and Holding Facility					■	■	■		
Jemez Tribal Court and Holding Facility									
Jicarilla Department of Corrections-Adult and Juvenile					■	■			/
Laguna Tribal Police and Detention Center					■	■	■		/
Navajo Department of Corrections-Crownpoint					■	■	■		
Navajo Department of Corrections-Shiprock Police Department and Adult Detention					■	■			
Navajo Department of Corrections-Tohatchi Youth Detention					■	■	■		
Ramah Navajo Police Department and Detention Center					■	■	■		
San Juan Pueblo Police Department Holding Facility					■	/			
Taos Tribal Police Department and Detention				■	■	■	■		
Zuni Adult Detention Center				■	■	■	■		/
Zuni Juvenile Detention Center				■	■	■	■		/
<b>North Dakota</b>									
Fort Totten Law Enforcement and Adult Detention Center									/
Gerald Tex Fox Justice Center Adult Detention	■				■	■	■		
Gerald Tex Fox Justice Center Juvenile Detention									/
Standing Rock Law Enforcement and Adult Detention Center	■				■				/
Turtle Mountain Law Enforcement Adult Detention					■	■	■		/
<b>Oklahoma</b>									
Iowa Tribal Police Department and Holding Facility					■	■	■		
Sac and Fox Juvenile Detention Center						■	■		
<b>Oregon</b>									
Warm Springs Police Department and Adult Detention Center									

**Appendix table 6. Jails in Indian country with policies for testing inmates for hepatitis B, by facility, June 2007 (cont.)**

State and facility	Policies for hepatitis B infection testing								
	At admission	At regular intervals	Random sample	Person with no history of vaccination	Upon request	Upon clinical indication of need	After exposure to active hepatitis B	At release	Other
<b>South Dakota</b>									
Cheyenne River Sioux Adult Detention Center					■	■	■		
Cheyenne River Sioux Juvenile Detention Center					■	■			
Ki Yuxsa O'Tipi Reintegration Center					■	■			
Kyle Police Department and Adult Detention									
Oglala Sioux Tribal Offenders Facility <sup>c</sup>	■	/	/	/	/	/	/	/	■
Pine Ridge Police Department and Adult Detention									
Rosebud Sioux Wanbli Wiconi Tipi Juvenile Detention					■				
Sisseton-Wahpeton Law Enforcement Adult Detention Center					■	■	■		/
<b>Washington</b>									
Chehalis Tribal Police Department and Adult Detention Center	/	/	/	/	■	■	■	/	/
Colville Adult Detention Center					■	■	■		
Makah Public Safety-Adult Detention					■	■	■		
Nisqually Adult Corrections					■	■	■		/
Puyallup Tribal Law Enforcement and Adult Detention					■	■	■		
Quinault Nation Police Department and Holding Facility					■	■	■		
Spokane Adult Detention Center			■		■	■	■		
<b>Wisconsin</b>									
Menominee Tribal Detention Facility					■	■	■		/
<b>Wyoming</b>									
Wind River Adult Detention Center					■	■	■		

Note: Excludes four facilities that did not respond to the 2007 Survey of Jails in Indian Country addendum, which collected facility-level data on inmate health services and facility programs.

/Not reported.

<sup>a</sup>Screening is conducted by Indian Health Service medical staff. Policies are not specified.

<sup>b</sup>Policy includes a health screening form.

<sup>c</sup>Policy includes inmate physicals.

**Appendix table 7. Jails in Indian country with policies for testing inmates for hepatitis C, by facility, June 2007**

State and facility	Policies for hepatitis C infection testing								At release	Other
	At admission	At regular intervals	Random sample	Person with no history of vaccination	Upon request	Upon clinical indication of need	After exposure to active hepatitis C	At release		
<b>Total</b>	2	4	1	4	51	50	44	0	3	
<b>Alaska</b>										
Metlakatla Juvenile Detention Center										
Metlakatla Police Department and Adult Detention Center										
<b>Arizona</b>										
Ak-Chin Tribal Police and Detention Center					■	■				
Chinle Youth Corrections Center <sup>a</sup>	/	/	/	/	/	/	/	/	/	■
Colorado River Indian Tribes Adult Detention Center					■	■	■			
Fort Mohave Tribal Police Department and Holding Facility						■	■			
Gila River Department of Rehabilitation and Supervision-Adult					■					/
Gila River Department of Rehabilitation and Supervision-Juvenile					■	■	■			
Navajo Department of Corrections-Kayenta Police Department and Holding Facility						■	■			
Navajo Department of Corrections-Tuba City										/
Navajo Department of Corrections-Window Rock							■			
Pascua Yaqui Police Department and Holding Facility										
Salt River Pima-Maricopa Department of Corrections		■			■	■	■			/
Supai Law Enforcement and Holding Facility							■	■		/
Tohono O'odham Adult Detention Center							■	■		/
Truxton Canyon Adult Detention Center					■	■	■			
Western Navajo Juvenile Corrections Services Center					■	■	■			/
White Mountain Apache Detention Center					■	■	■			/
<b>Colorado</b>										
Chief Ignacio Justice Center Adult Detention					■	■	/	/	/	/
Chief Ignacio Justice Center Juvenile Detention					■	■				
Southern Ute Police Department and Adult Detention Center					■	■	■			
<b>Idaho</b>										
Fort Hall Police Department and Adult Detention Center										
<b>Michigan</b>										
Lac Vieux Desert Police Department Adult and Juvenile Holding Facility						■	■			
Saginaw Chippewa Tribal Police Department and Adult Detention Center										
Sault Ste. Marie Tribal Youth Facility					■	■	■			
<b>Minnesota</b>										
Red Lake Tribal Justice Center Adult Detention					■					/
Red Lake Tribal Justice Juvenile Detention					■					
<b>Mississippi</b>										
Choctaw Justice Complex Adult Detention					■	■	■			/
Choctaw Justice Complex Juvenile Detention					■	■	■			/

**Appendix table 7. Jails in Indian country with policies for testing inmates for hepatitis C, by facility, June 2007 (cont.)**

State and facility	Policies for hepatitis C infection testing								Other
	At admission	At regular intervals	Random sample	Person with no history of vaccination	Upon request	Upon clinical indication of need	After exposure to active hepatitis C	At release	
<b>Montana</b>									
Blackfeet Adult Detention Center					■	■	■		■
Crow Adult Detention Center <sup>b</sup>									■
Flathead Adult Detention Center					■	■	■		/
Fort Peck Indian Juvenile Services Center		■			■	■	■		/
Fort Peck Police Department and Adult Detention Center									/
Fort Peck Transitional Living Unit		■			■	■	■		/
Northern Cheyenne Adult Detention Center					■	■			/
Northern Cheyenne Youth Service Center					■	■	■		/
Rocky Boy Adult Detention Center									/
White Buffalo Youth Detention Center					■	■	■		/
<b>Nebraska</b>									
Omaha Tribal Police Department and Adult Detention					■	■	■		
<b>Nevada</b>									
Eastern Nevada Law Enforcement Adult Detention Facility					■	■			/
<b>New Mexico</b>									
Acoma Tribal Police and Holding Facility					■	■	■		
Jemez Tribal Court and Holding Facility									
Jicarilla Department of Corrections-Adult and Juvenile					■	■			/
Laguna Tribal Police and Detention Center					■	■	■		/
Navajo Department of Corrections-Crownpoint					■	■	■		
Navajo Department of Corrections-Shiprock Police Department and Adult Detention									
Navajo Department of Corrections-Tohatchi Youth Detention					■	■	■		
Ramah Navajo Police Department and Detention Center					■	■	■		
San Juan Pueblo Police Department Holding Facility					■	/			
Taos Tribal Police Department and Detention					■	■	■		
Zuni Adult Detention Center				■	■	■	■		/
Zuni Juvenile Detention Center				■	■	■	■		/
<b>North Dakota</b>									
Fort Totten Law Enforcement and Adult Detention Center									/
Gerald Tex Fox Justice Center Adult Detention	■				■	■	■		/
Gerald Tex Fox Justice Center Juvenile Detention									/
Standing Rock Law Enforcement and Adult Detention Center	■				■				
Turtle Mountain Law Enforcement Adult Detention					■	■	■		/
<b>Oklahoma</b>									
Iowa Tribal Police Department and Holding Facility					■	■	■		/
Sac and Fox Juvenile Detention Center						■	■		
<b>Oregon</b>									
Warm Springs Police Department and Adult Detention Center									



**Appendix table 7. Jails in Indian country with policies for testing inmates for hepatitis C, by facility, June 2007 (cont.)**

State and facility	Policies for hepatitis C infection testing								Other
	At admission	At regular intervals	Random sample	Person with no history of vaccination	Upon request	Upon clinical indication of need	After exposure to active hepatitis C	At release	
<b>South Dakota</b>									
Cheyenne River Sioux Adult Detention Center					■	■	■		
Cheyenne River Sioux Juvenile Detention Center						■			
Ki Yuxsa O'Tipi Reintegration Center					■	■			
Kyle Police Department and Adult Detention									
Oglala Sioux Tribal Offenders Facility <sup>c</sup>	/	/	/	/	/	/	/	/	■
Pine Ridge Police Department and Adult Detention									
Rosebud Sioux Wanbli Wiconi Tipi Juvenile Detention					■				
Sisseton-Wahpeton Law Enforcement Adult Detention Center					■	■	■		/
<b>Washington</b>									
Chehalis Tribal Police Department and Adult Detention Center	/	/	/	/	■	■	■	/	/
Colville Adult Detention Center					■	■	■		
Makah Public Safety-Adult Detention				■	■	■	■		
Nisqually Adult Corrections					■	■	■		/
Puyallup Tribal Law Enforcement and Adult Detention					■	■	■		
Quinault Nation Police Department and Holding Facility		■	■	■	■	■	■		
Spokane Adult Detention Center									
<b>Wisconsin</b>									
Menominee Tribal Detention Facility					■	■	■		/
<b>Wyoming</b>									
Wind River Adult Detention Center					■	■	■		

Note: Excludes four facilities that did not respond to the 2007 Survey of Jails in Indian Country addendum, which collected facility-level data on inmate health services and facility programs.

/Not reported.

<sup>a</sup>Screening is conducted by Indian Health Service medical staff. Policies are not specified.

<sup>b</sup>Policy includes a health screening form.

<sup>c</sup>Policy includes inmate physicals.

**Appendix table 8. Jails in Indian country with policies for testing inmates for tuberculosis, by facility, June 2007**

State and facility	Policies for tuberculosis testing								
	At admission	At regular intervals	Random sample	Person with no history of vaccination	Upon request	Upon clinical indication of need	After exposure to active TB disease	At release	Other
<b>Total</b>	2	10	3	6	51	51	48	0	5
<b>Alaska</b>									
Metlakatla Juvenile Detention Center									
Metlakatla Police Department and Adult Detention Center									
<b>Arizona</b>									
Ak-Chin Tribal Police and Detention Center					■	■			
Chinle Youth Corrections Center <sup>a</sup>						■			■
Colorado River Indian Tribes Adult Detention Center					■	■	■		
Fort Mohave Tribal Police Department and Holding Facility						■	■		
Gila River Department of Rehabilitation and Supervision-Adult					■				
Gila River Department of Rehabilitation and Supervision-Juvenile		■		■	■	■			
Navajo Department of Corrections-Kayenta Police Department and Holding Facility						■	■		
Navajo Department of Corrections-Tuba City									
Navajo Department of Corrections-Window Rock							■		
Pascua Yaqui Police Department and Holding Facility									/
Salt River Pima-Maricopa Department of Corrections		■			■	■	■		/
Supai Law Enforcement and Holding Facility		■			■	■	■		/
Tohono O'odham Adult Detention Center		■			■	■	■		/
Truxton Canyon Adult Detention Center					■	■	■		
Western Navajo Juvenile Corrections Services Center					■	■	■		
White Mountain Apache Detention Center					■	■	■		/
<b>Colorado</b>									
Chief Ignacio Justice Center Adult Detention					■	■	/	/	/
Chief Ignacio Justice Center Juvenile Detention					■	■			
Southern Ute Police Department and Adult Detention Center					■	■	■		
<b>Idaho</b>									
Fort Hall Police Department and Adult Detention Center									
<b>Michigan</b>									
Lac Vieux Desert Police Department Adult and Juvenile Holding Facility						■	■		
Saginaw Chippewa Tribal Police Department and Adult Detention Center									
Sault Ste. Marie Tribal Youth Facility					■	■	■		
<b>Minnesota</b>									
Red Lake Tribal Justice Center Adult Detention					■				/
Red Lake Tribal Justice Juvenile Detention					■				
<b>Mississippi</b>									
Choctaw Justice Complex Adult Detention			■		■	■	■		/
Choctaw Justice Complex Juvenile Detention		■	■	■	■	■	■		/

**Appendix table 8. Jails in Indian country with policies for testing inmates for tuberculosis, by facility, June 2007 (cont.)**

State and facility	Policies for tuberculosis testing								Other
	At admission	At regular intervals	Random sample	Person with no history of vaccination	Upon request	Upon clinical indication of need	After exposure to active TB disease	At release	
<b>Montana</b>									
Blackfeet Adult Detention Center					■	■	■		
Crow Adult Detention Center <sup>b</sup>									■
Flathead Adult Detention Center					■	■	■		/
Fort Peck Indian Juvenile Services Center		■			■	■	■		
Fort Peck Police Department and Adult Detention Center									/
Fort Peck Transitional Living Unit		■			■	■	■		
Northern Cheyenne Adult Detention Center					■	■	■		
Northern Cheyenne Youth Service Center					■	■	■		/
Rocky Boy Adult Detention Center									/
White Buffalo Youth Detention Center					■	■	■		/
<b>Nebraska</b>									
Omaha Tribal Police Department and Adult Detention					■	■	■		
<b>Nevada</b>									
Eastern Nevada Law Enforcement Adult Detention Facility		■			■	■	■		/
<b>New Mexico</b>									
Acoma Tribal Police and Holding Facility					■	■	■		
Jemez Tribal Court and Holding Facility									
Jicarilla Department of Corrections-Adult and Juvenile					■	■	■		/
Laguna Tribal Police and Detention Center					■	■	■		/
Navajo Department of Corrections-Crownpoint					■	■	■		
Navajo Department of Corrections-Shiprock Police Department and Adult Detention						■			
Navajo Department of Corrections-Tohatchi Youth Detention					■	■	■		
Ramah Navajo Police Department and Detention Center					■	■	■		
San Juan Pueblo Police Department Holding Facility					■	/	■		
Taos Tribal Police Department and Detention						■	■		
Zuni Adult Detention Center				■	■	■	■		/
Zuni Juvenile Detention Center				■	■	■	■		/
<b>North Dakota</b>									
Fort Totten Law Enforcement and Adult Detention Center									
Gerald Tex Fox Justice Center Adult Detention	■			/	■	■	■		
Gerald Tex Fox Justice Center Juvenile Detention									/
Standing Rock Law Enforcement and Adult Detention Center	■				■				/
Turtle Mountain Law Enforcement Adult Detention					■	/	■		/
<b>Oklahoma</b>									
Iowa Tribal Police Department and Holding Facility					■	■	■		/
Sac and Fox Juvenile Detention Center						■			
<b>Oregon</b>									
Warm Springs Police Department and Adult Detention Center		■							

**Appendix table 8. Jails in Indian country with policies for testing inmates for tuberculosis, by facility, June 2007 (cont.)**

State and facility	Policies for tuberculosis testing								Other
	At admission	At regular intervals	Random sample	Person with no history of vaccination	Upon request	Upon clinical indication of need	After exposure to active TB disease	At release	
<b>South Dakota</b>									
Cheyenne River Sioux Adult Detention Center					■	■	■		
Cheyenne River Sioux Juvenile Detention Center						■	■		
Ki Yuxsa O'Tipi Reintegration Center					■				
Kyle Police Department and Adult Detention									
Oglala Sioux Tribal Offenders Facility <sup>c</sup>		■		/	/	/	/	/	■
Pine Ridge Police Department and Adult Detention									
Rosebud Sioux Wanbli Wiconi Tipi Juvenile Detention <sup>d</sup>					■	■	■		■
Sisseton-Wahpeton Law Enforcement Adult Detention Center					■	■	■		/
<b>Washington</b>									
Chehalis Tribal Police Department and Adult Detention Center	/	/	/	/	■	■	■	/	/
Colville Adult Detention Center					■	■	■		
Makah Public Safety-Adult Detention					■	■	■		
Nisqually Adult Corrections <sup>c</sup>	/	/	/	/	■	■	■	/	■
Puyallup Tribal Law Enforcement and Adult Detention					■	■	■		
Quinault Nation Police Department and Holding		■		■	■	■	■	/	/
Spokane Adult Detention Center									
<b>Wisconsin</b>									
Menominee Tribal Detention Facility			■	■	■	■	■		/
<b>Wyoming</b>									
Wind River Adult Detention Center					■	■	■		

Note: Excludes four facilities that did not respond to the 2007 Survey of Jails in Indian Country addendum, which collected facility-level data on inmate health services and facility programs.

/Not reported.

<sup>a</sup>Screening is conducted by Indian Health Service medical staff. Policies are not specified.

<sup>b</sup>Policy includes a health screening form.

<sup>c</sup>Policy includes inmate physicals.

<sup>d</sup>Screening is conducted in preparation for alcohol treatment.

**Appendix table 9. Jails in Indian country with policies to provide mental health care for inmates, by facility, June 2007**

State and facility	Mental health policies						
	Mental health screening at intake <sup>a</sup>	Psychiatric evaluation <sup>b</sup>	24-hour mental health care <sup>c</sup>	Routine therapy or counseling <sup>d</sup>	Psychotropic medication <sup>e</sup>	Community mental health service <sup>f</sup>	Other
<b>Total</b>	41	26	39	33	52	39	4
<b>Alaska</b>							
Metlakatla Juvenile Detention Center							
Metlakatla Police Department and Adult Detention Center							
<b>Arizona</b>							
Ak-Chin Tribal Police and Detention Center <sup>g</sup>							■
Chinle Youth Corrections Center	■						■
Colorado River Indian Tribes Adult Detention Center					■		
Fort Mohave Tribal Police Department and Holding Facility					■		
Gila River Department of Rehabilitation and Supervision-Adult					■	■	
Gila River Department of Rehabilitation and Supervision-Juvenile	■	■	■	■	■	■	
Navajo Department of Corrections-Kayenta Police Department and Holding Facility	■						
Navajo Department of Corrections-Tuba City	■				■		
Navajo Department of Corrections-Window Rock							
Pascua Yaqui Police Department and Holding Facility	■	■	■		■		
Salt River Pima-Maricopa Department of Corrections	■						
Supai Law Enforcement and Holding Facility	■						
Tohono O'odham Adult Detention Center	■	■		■	■	■	
Truxton Canyon Adult Detention Center	■		■	■			
Western Navajo Juvenile Corrections Services Center							■
White Mountain Apache Detention Center		■	■	■	■		
<b>Colorado</b>							
Chief Ignacio Justice Center Adult Detention				■			
Chief Ignacio Justice Center Juvenile Detention				■	■		
Southern Ute Police Department and Adult Detention Center	■	■			■	■	
<b>Idaho</b>							
Fort Hall Police Department and Adult Detention Center	■		■		■		
<b>Michigan</b>							
Lac Vieux Desert Police Department Adult and Juvenile Holding Facility	■	■					
Saginaw Chippewa Tribal Police Department and Adult Detention Center	■						
Sault Ste. Marie Tribal Youth Facility	■		■	■	■	■	
<b>Minnesota</b>							
Red Lake Tribal Justice Center Adult Detention	■	■		■	■	■	
Red Lake Tribal Justice Juvenile Detention			■	■	■	■	
<b>Mississippi</b>							
Choctaw Justice Complex Adult Detention <sup>h</sup>					■	■	■
Choctaw Justice Complex Juvenile Detention	■	■	■	■	■	■	

**Appendix table 9. Jails in Indian country with policies to provide mental health care for inmates, by facility, June 2007 (cont.)**

State and facility	Mental health policies						
	Mental health screening at intake <sup>a</sup>	Psychiatric evaluation <sup>b</sup>	24-hour mental health care <sup>c</sup>	Routine therapy or counseling <sup>d</sup>	Psychotropic medication <sup>e</sup>	Community mental health service <sup>f</sup>	Other
<b>Montana</b>							
Blackfeet Adult Detention Center	■	■			■	■	
Crow Adult Detention Center	■	■	■	■	■	■	
Flathead Adult Detention Center	■		■				
Fort Peck Indian Juvenile Services Center		■		■	■	■	
Fort Peck Police Department and Adult Detention Center					■		
Fort Peck Transitional Living Unit		■		■	■	■	
Northern Cheyenne Adult Detention Center					■	■	
Northern Cheyenne Youth Service Center					■		
Rocky Boy Adult Detention Center							
White Buffalo Youth Detention Center				■			
<b>Nebraska</b>							
Omaha Tribal Police Department and Adult Detention	■		■		■	■	
<b>Nevada</b>							
Eastern Nevada Law Enforcement Adult Detention Facility		■	■	■	■	■	
<b>New Mexico</b>							
Acoma Tribal Police and Holding Facility			■	■	■	■	
Jemez Tribal Court and Holding Facility							
Jicarilla Department of Corrections-Adult and Juvenile			■	■	■		
Laguna Tribal Police and Detention Center	■	■	■	■	■	■	
Navajo Department of Corrections-Crownpoint	■		■	■	■	■	
Navajo Department of Corrections-Shiprock Police Department and Adult Detention					■		
Navajo Department of Corrections-Tohatchi Youth Detention <sup>1</sup>					■	■	■
Ramah Navajo Police Department and Detention Center	■		■			■	
San Juan Pueblo Police Department Holding Facility							
Taos Tribal Police Department and Detention	■					■	
Zuni Adult Detention Center	■	■	■		■	■	
Zuni Juvenile Detention Center	■	■	■		■		
<b>North Dakota</b>							
Fort Totten Law Enforcement and Adult Detention Center <sup>1</sup>		■					■
Gerald Tex Fox Justice Center Adult Detention	■	■	■	■	■	■	
Gerald Tex Fox Justice Center Juvenile Detention	■	■	■	■	■	■	
Standing Rock Law Enforcement and Adult Detention Center	■	■	■	■	■	■	
Turtle Mountain Law Enforcement Adult Detention			■	■	■	■	
<b>Oklahoma</b>							
Iowa Tribal Police Department and Holding Facility					■		
Sac and Fox Juvenile Detention Center			■	■			
<b>Oregon</b>							
Warm Springs Police Department and Adult Detention Center	■			■		■	

**Appendix table 9. Jails in Indian country with policies to provide mental health care for inmates, by facility, June 2007 (cont.)**

State and facility	Mental health policies						
	Mental health screening at intake <sup>a</sup>	Psychiatric evaluation <sup>b</sup>	24-hour mental health care <sup>c</sup>	Routine therapy or counseling <sup>d</sup>	Psychotropic medication <sup>e</sup>	Community mental health service <sup>f</sup>	Other
<b>South Dakota</b>							
Cheyenne River Sioux Adult Detention Center	■		■	■	■	■	
Cheyenne River Sioux Juvenile Detention Center	■	■	■	■	■	■	
Ki Yuxsa O'Tipi Reintegration Center			■		■	■	
Kyle Police Department and Adult Detention					■		
Oglala Sioux Tribal Offenders Facility	■		■	■			
Pine Ridge Police Department and Adult Detention	■						
Rosebud Sioux Wanbli Wiconi Tipi Juvenile Detention	■	■	■	■			
Sisseton-Wahpeton Law Enforcement Adult Detention Center			■	■	■	■	
<b>Washington</b>							
Chehalis Tribal Police Department and Adult Detention Center	■	■	■		■		
Colville Adult Detention Center	■	■	■	■	■	■	
Makah Public Safety-Adult Detention			■		■		
Nisqually Adult Corrections	■	■	■	■	■	■	
Puyallup Tribal Law Enforcement and Adult Detention			■		■		
Quinault Nation Police Department and Holding Facility	■		■		■	■	
Spokane Adult Detention Center			■		■	■	
<b>Wisconsin</b>							
Menominee Tribal Detention Facility	■		■		■	■	
<b>Wyoming</b>							
Wind River Adult Detention Center	■	■	■	■	■		

Note: Excludes four facilities that did not respond to the 2007 Survey of Jails in Indian Country addendum, which collected facility-level data on inmate health services and facility programs.

<sup>a</sup>Excluding screening for suicide.

<sup>b</sup>Conduct psychiatric or psychological evaluation and assessments (other than at time of intake) to determine inmate mental health or emotional status.

<sup>c</sup>Provide 24-hour mental health care to inmates either on or off facility grounds.

<sup>d</sup>Provide therapy/counseling by a trained mental health professional on a routine basis.

<sup>e</sup>Prescribe, distribute, or monitor the use of psychotropic medications to inmates.

<sup>f</sup>Provide assistance to released inmates to obtain community mental health services.

<sup>g</sup>Provide on-call social services.

<sup>h</sup>Access to mental health services on a need indicated basis.

<sup>i</sup>Provide referrals to Indian Health Care.

<sup>j</sup>Mental health services are contacted when a threat is active.

**Appendix table 10. Jails in Indian country with suicide prevention procedures, by facility, June 2007**

State and facility	Suicide prevention procedures						Other
	Suicide risk assessment at intake	Staff training in suicide prevention	Counseling or psychiatric services	Monitoring of high risk inmates	Suicide watch cell or special location	Inmate suicide prevention teams	
<b>Total</b>	63	56	46	57	64	8	8
<b>Alaska</b>							
Metlakatla Juvenile Detention Center							
Metlakatla Police Department and Adult Detention Center							
<b>Arizona</b>							
Ak-Chin Tribal Police and Detention Center <sup>a</sup>		■			■		■
Chinle Youth Corrections Center	■			■	■		
Colorado River Indian Tribes Adult Detention Center					■		
Fort Mohave Tribal Police Department and Holding Facility <sup>b</sup>							■
Gila River Department of Rehabilitation and Supervision-Adult	■	■	■	■	■		
Gila River Department of Rehabilitation and Supervision-Juvenile	■	■	■	■	■		
Navajo Department of Corrections-Kayenta Police Department and Holding Facility	■	■					
Navajo Department of Corrections-Tuba City	■	■		■			
Navajo Department of Corrections-Window Rock							
Pascua Yaqui Police Department and Holding Facility	■			■			
Salt River Pima-Maricopa Department of Corrections	■	■	■	■	■		
Supai Law Enforcement and Holding Facility				■			
Tohono O'odham Adult Detention Center	■	■	■	■	■		
Truxton Canyon Adult Detention Center	■	■	■	■	■		
Western Navajo Juvenile Corrections Services Center	■	■	■	■	■		
White Mountain Apache Detention Center	■	■	■	■	■		
<b>Colorado</b>							
Chief Ignacio Justice Center Adult Detention	■				■		
Chief Ignacio Justice Center Juvenile Detention	■		■	■	■	■	
Southern Ute Police Department and Adult Detention Center	■	■	■	■	■		
<b>Idaho</b>							
Fort Hall Police Department and Adult Detention Center	■			■	■		
<b>Michigan</b>							
Lac Vieux Desert Police Department Adult and Juvenile Holding Facility	■	■	■	■			
Saginaw Chippewa Tribal Police Department and Adult Detention Center	■	■		■	■		
Sault Ste. Marie Tribal Youth Facility <sup>c</sup>	■	■	■	■	■		■
<b>Minnesota</b>							
Red Lake Tribal Justice Center Adult Detention	■	■	■		■		
Red Lake Tribal Justice Juvenile Detention	■	■	■	■	■		
<b>Mississippi</b>							
Choctaw Justice Complex Adult Detention	■	■	■	■	■		
Choctaw Justice Complex Juvenile Detention	■	■	■	■	■	■	



**Appendix table 10. Jails in Indian country with suicide prevention procedures, by facility, June 2007 (cont.)**

State and facility	Suicide prevention procedures						Other
	Suicide risk assessment at intake	Staff training in suicide prevention	Counseling or psychiatric services	Monitoring of high risk inmates	Suicide watch cell or special location	Inmate suicide prevention teams	
<b>Montana</b>							
Blackfeet Adult Detention Center	■			■	■		
Crow Adult Detention Center	■	■	■	■	■		
Flathead Adult Detention Center	■	■	■	■	■		
Fort Peck Indian Juvenile Services Center	■	■	■	■	■		
Fort Peck Police Department and Adult Detention Center	■			■	■		
Fort Peck Transitional Living Unit	■	■	■	■	■		
Northern Cheyenne Adult Detention Center	■	■	■	■	■		
Northern Cheyenne Youth Service Center	■	■	■	■	■		
Rocky Boy Adult Detention Center			■				
White Buffalo Youth Detention Center	■	■			■		
<b>Nebraska</b>							
Omaha Tribal Police Department and Adult Detention	■	■	■	■	■		■
<b>Nevada</b>							
Eastern Nevada Law Enforcement Adult Detention Facility	■	■	■	■	■		
<b>New Mexico</b>							
Acoma Tribal Police and Holding Facility	■	■	■		■		
Jemez Tribal Court and Holding Facility							
Jicarilla Department of Corrections-Adult and Juvenile			■	■	■		
Laguna Tribal Police and Detention Center	■	■	■	■	■		
Navajo Department of Corrections-Crownpoint	■	■	■	■	■		
Navajo Department of Corrections-Shiprock Police Department and Adult Detention	■	■		■	■		
Navajo Department of Corrections-Tohatchi Youth Detention <sup>d</sup>		■		■			■
Ramah Navajo Police Department and Detention Center	■	■	■		■		
San Juan Pueblo Police Department Holding Facility							
Taos Tribal Police Department and Detention	■	■			■		
Zuni Adult Detention Center <sup>e</sup>	■	■	■		■		■
Zuni Juvenile Detention Center <sup>f</sup>	■	■	■		■		■
<b>North Dakota</b>							
Fort Totten Law Enforcement and Adult Detention Center	■			■	■		
Gerald Tex Fox Justice Center Adult Detention	■	■	■	■	■		■
Gerald Tex Fox Justice Center Juvenile Detention	■	■	■	■	■		
Standing Rock Law Enforcement and Adult Detention Center	■	■	■	■	■		
Turtle Mountain Law Enforcement Adult Detention	■	■	■	■	■		
<b>Oklahoma</b>							
Iowa Tribal Police Department and Holding Facility	■	■		■	■		
Sac and Fox Juvenile Detention Center	■	■	■	■	■		■
<b>Oregon</b>							
Warm Springs Police Department and Adult Detention Center	■	■		■	■		

**Appendix table 10. Jails in Indian country with suicide prevention procedures, by facility, June 2007 (cont.)**

State and facility	Suicide prevention procedures							Other
	Suicide risk assessment at intake	Staff training in suicide prevention	Counseling or psychiatric services	Monitoring of high risk inmates	Suicide watch cell or special location	Inmate suicide prevention teams		
<b>South Dakota</b>								
Cheyenne River Sioux Adult Detention Center	■	■	■		■			
Cheyenne River Sioux Juvenile Detention Center	■	■	■	■	■	■	■	■
Ki Yuxsa O'Tipi Reintegration Center	■	■		■	■			
Kyle Police Department and Adult Detention <sup>a</sup>	■	■			■			■
Oglala Sioux Tribal Offenders Facility	■	■		■	■			
Pine Ridge Police Department and Adult Detention	■			■	■			
Rosebud Sioux Wanbli Wiconi Tipi Juvenile Detention	■	■	■	■	■			
Sisseton-Wahpeton Law Enforcement Adult Detention Center		■	■	■	■			
<b>Washington</b>								
Chehalis Tribal Police Department and Adult Detention Center	■		■	■	■			
Colville Adult Detention Center	■	■	■	■	■			
Makah Public Safety-Adult Detention				■				
Nisqually Adult Corrections	■	■	■	■	■		■	
Puyallup Tribal Law Enforcement and Adult Detention		■	■		■			
Quinault Nation Police Department and Holding Facility	■		■	■	■			
Spokane Adult Detention Center	■	■		■	■			
<b>Wisconsin</b>								
Menominee Tribal Detention Facility	■	■		■	■			
<b>Wyoming</b>								
Wind River Adult Detention Center	■	■	■	■	■		■	

Note: Excludes four facilities that did not respond to the 2007 Survey of Jails in Indian Country addendum, which collected facility-level data on inmate health services and facility programs.

<sup>a</sup>Provides on-call social services.

<sup>b</sup>Inmates are checked at least every hour and more frequent if needed.

<sup>c</sup>If during an assessment a youth is considered a high-risk for suicide, then the youth is referred to IHS mental health services or other behavioral health professional.

<sup>d</sup>Inmates are checked every five minutes. Inmates are referred to Indian Health Care.

<sup>e</sup>High-risk inmates are referred to IHS mental health services.

<sup>f</sup>A youth is not accepted in the facility if the youth tried to commit suicide outside the facility. The youth is referred to IHS for clearance before being readmitted. If during the assessment the youth is considered high risk, then the youth is referred to IHS mental health services.

<sup>g</sup>Inmate may be required to wear a suicide smock to prevent self injury.

**Appendix table 11. Jails in Indian country that provide treatment, counseling, and special programs on or off facility grounds for inmates, by facility, June 2007**

State and facility	Treatment, counseling, and special programs for inmates								
	Drug counseling <sup>a</sup>	Alcohol counseling <sup>b</sup>	Sex offender treatment	Domestic violence counseling	Life skills training <sup>c</sup>	Parenting training <sup>d</sup>	Vocational training	Job seeking training <sup>e</sup>	Religious/spiritual counseling
<b>Total</b>	56	59	9	38	29	23	12	14	56
<b>Alaska</b>									
Metlakatla Juvenile Detention Center									
Metlakatla Police Department and Adult Detention Center									
<b>Arizona</b>									
Ak-Chin Tribal Police and Detention Center	■	■	■	■		■			■
Chinle Youth Corrections Center	■	■							■
Colorado River Indian Tribes Adult Detention Center	■	■			■				■
Fort Mohave Tribal Police Department and Holding Facility									
Gila River Department of Rehabilitation and Supervision-Adult	■	■		■	■	■	■	■	■
Gila River Department of Rehabilitation and Supervision-Juvenile	■	■		■	■	■	■	■	■
Navajo Department of Corrections-Kayenta Police Department and Holding Facility									■
Navajo Department of Corrections-Tuba City									■
Navajo Department of Corrections-Window Rock		■							■
Pascua Yaqui Police Department and Holding Facility									
Salt River Pima-Maricopa Department of Corrections	■	■		■	■	■	■		■
Supai Law Enforcement and Holding Facility									
Tohono O'odham Adult Detention Center	■	■		■	■	■		■	■
Truxton Canyon Adult Detention Center									
Western Navajo Juvenile Corrections Services Center	■	■			■				■
White Mountain Apache Detention Center	■	■		■	■	■			■
<b>Colorado</b>									
Chief Ignacio Justice Center Adult Detention		■							
Chief Ignacio Justice Center Juvenile Detention	■	■							■
Southern Ute Police Department and Adult Detention Center	■	■		■	■	■	■	■	■
<b>Idaho</b>									
Fort Hall Police Department and Adult Detention Center	■	■							
<b>Michigan</b>									
Lac Vieux Desert Police Department Adult and Juvenile Holding Facility	■	■		■		■			■
Saginaw Chippewa Tribal Police Department and Adult Detention Center	■	■	■	■	■	■	■	■	■
Sault Ste. Marie Tribal Youth Facility	■	■	■	■	■	■		■	■
<b>Minnesota</b>									
Red Lake Tribal Justice Center Adult Detention	■	■		■	■				■
Red Lake Tribal Justice Juvenile Detention	■	■		■					■
<b>Mississippi</b>									
Choctaw Justice Complex Adult Detention	■	■		■	■		■	■	■
Choctaw Justice Complex Juvenile Detention	■	■	■	■	■	■			■

**Appendix table 11. Jails in Indian country that provide treatment, counseling, and special programs on or off facility grounds for inmates, by facility, June 2007 (cont.)**

State and facility	Treatment, counseling, and special programs for inmates								
	Drug counseling <sup>a</sup>	Alcohol counseling <sup>b</sup>	Sex offender treatment	Domestic violence counseling	Life skills training <sup>c</sup>	Parenting training <sup>d</sup>	Vocational training	Job seeking training <sup>e</sup>	Religious/spiritual counseling
<b>Montana</b>									
Blackfeet Adult Detention Center	■	■							
Crow Adult Detention Center		■							■
Flathead Adult Detention Center	■	■							■
Fort Peck Indian Juvenile Services Center	■	■							■
Fort Peck Police Department and Adult Detention Center									
Fort Peck Transitional Living Unit	■	■							■
Northern Cheyenne Adult Detention Center	■	■							■
Northern Cheyenne Youth Service Center	■	■			■				■
Rocky Boy Adult Detention Center									
White Buffalo Youth Detention Center									
<b>Nebraska</b>									
Omaha Tribal Police Department and Adult Detention	■	■		■					■
<b>Nevada</b>									
Eastern Nevada Law Enforcement Adult Detention Facility	■	■		■					■
<b>New Mexico</b>									
Acoma Tribal Police and Holding Facility	■	■	■	■		■		■	■
Jemez Tribal Court and Holding Facility									
Jicarilla Department of Corrections-Adult and Juvenile	■	■		■		/			■
Laguna Tribal Police and Detention Center	■	■		■	■	■	■	■	■
Navajo Department of Corrections-Crownpoint	■	■		■					■
Navajo Department of Corrections-Shiprock Police Department and Adult Detention									■
Navajo Department of Corrections-Tohatchi Youth Detention	■	■		■	■	■			■
Ramah Navajo Police Department and Detention Center	■	■		■	■				■
San Juan Pueblo Police Department Holding Facility									
Taos Tribal Police Department and Detention									
Zuni Adult Detention Center	■	■	■	■	■	■			■
Zuni Juvenile Detention Center									
<b>North Dakota</b>									
Fort Totten Law Enforcement and Adult Detention Center									
Gerald Tex Fox Justice Center Adult Detention	■	■		■	■	■	■	■	■
Gerald Tex Fox Justice Center Juvenile Detention	■	■			■	■			■
Standing Rock Law Enforcement and Adult Detention Center	■	■				■			■
Turtle Mountain Law Enforcement Adult Detention	■	■		■			■		■
<b>Oklahoma</b>									
Iowa Tribal Police Department and Holding Facility	■	■							
Sac and Fox Juvenile Detention Center	■	■	■	■	■	■			■
<b>Oregon</b>									
Warm Springs Police Department and Adult Detention Center	■	■		■	■				■

**Appendix table 11. Jails in Indian country that provide treatment, counseling, and special programs on or off facility grounds for inmates, by facility, June 2007 (cont.)**

State and facility	Treatment, counseling, and special programs for inmates								
	Drug counseling <sup>a</sup>	Alcohol counseling <sup>b</sup>	Sex offender treatment	Domestic violence counseling	Life skills training <sup>c</sup>	Parenting training <sup>d</sup>	Vocational training	Job seeking training <sup>e</sup>	Religious/spiritual counseling
<b>South Dakota</b>									
Cheyenne River Sioux Adult Detention	■	■							■
Cheyenne River Sioux Juvenile Detention Center	■	■		■	■			■	■
Ki Yuksa O'Tipi Reintegration Center	■	■							■
Kyle Police Department and Adult Detention				■					
Oglala Sioux Tribal Offenders Facility	■	■		■	■	■			■
Pine Ridge Police Department and Adult Detention	■	■		■					■
Rosebud Sioux Wanbli Wiconi Tipi Juvenile Detention	■	■		■	■				■
Sisseton-Wahpeton Law Enforcement Adult Detention Center	■	■		■	■	■		■	■
<b>Washington</b>									
Chehalis Tribal Police Department and Adult Detention Center	■	■		■	■		■	■	■
Colville Adult Detention Center	■	■	■	■	■	/	■	■	■
Makah Public Safety-Adult Detention									
Nisqually Adult Corrections	■	■		/		■			■
Puyallup Tribal Law Enforcement and Adult Detention	■	■		■					■
Quinault Nation Police Department and Holding Facility	■	■							
Spokane Adult Detention Center	■	■	■	■	■	■			■
<b>Wisconsin</b>									
Menominee Tribal Detention Facility	■	■		■					■
<b>Wyoming</b>									
Wind River Adult Detention Center	■	■					■		■

Note: Excludes four facilities that did not respond to the 2007 Survey of Jails in Indian Country addendum, which collected facility-level data on inmate health services and facility programs.

/Not reported.

<sup>a</sup>Drug dependency, counseling, or awareness.

<sup>b</sup>Alcohol dependency, counseling, or awareness.

<sup>c</sup>Life skills and community adjustment, including personal finance, and conflict resolution.

<sup>d</sup>Parenting or child rearing skills.

<sup>e</sup>Job seeking and interviewing skills.

**Appendix table 12. Jails in Indian country that provide education programs on or off facility grounds for inmates, by facility, June 2007**

State and facility	Education programs				
	Accredited education program <sup>a</sup>	GED program	Special education program <sup>b</sup>	College level classes	Provide tutors
<b>Total</b>	28	41	14	12	17
<b>Alaska</b>					
Metlakatla Juvenile Detention Center					
Metlakatla Police Department and Adult Detention Center					
<b>Arizona</b>					
Ak-Chin Tribal Police and Detention Center		■			
Chinle Youth Corrections Center					
Colorado River Indian Tribes Adult Detention Center		■	/		
Fort Mohave Tribal Police Department and Holding Facility					
Gila River Department of Rehabilitation and Supervision-Adult		■		■	■
Gila River Department of Rehabilitation and Supervision-Juvenile	■	■	■	■	■
Navajo Department of Corrections-Kayenta Police Department and Holding Facility					
Navajo Department of Corrections-Tuba City					
Navajo Department of Corrections-Window Rock					
Pascua Yaqui Police Department and Holding Facility					
Salt River Pima-Maricopa Department of Corrections	■				
Supai Law Enforcement and Holding Facility					
Tohono O'odham Adult Detention Center					
Truxton Canyon Adult Detention Center	■	■			
Western Navajo Juvenile Corrections Services Center	■	■			■
White Mountain Apache Detention Center		■			
<b>Colorado</b>					
Chief Ignacio Justice Center Adult Detention		■			
Chief Ignacio Justice Center Juvenile Detention					
Southern Ute Police Department and Adult Detention Center	■	■	■		
<b>Idaho</b>					
Fort Hall Police Department and Adult Detention Center					
<b>Michigan</b>					
Lac Vieux Desert Police Department Adult and Juvenile Holding Facility	■	■			
Saginaw Chippewa Tribal Police Department and Adult Detention Center					
Sault Ste. Marie Tribal Youth Facility	■	■	■		■
<b>Minnesota</b>					
Red Lake Tribal Justice Center Adult Detention	■	■			■
Red Lake Tribal Justice Juvenile Detention	■	■			■
<b>Mississippi</b>					
Choctaw Justice Complex Adult Detention	■	■	■		■
Choctaw Justice Complex Juvenile Detention	■	■	■		■

**Appendix table 12. Jails in Indian country that provide education programs on or off facility grounds for inmates, by facility, June 2007 (cont.)**

State and facility	Education programs				
	Accredited education program <sup>a</sup>	GED program	Special education program <sup>b</sup>	College level classes	Provide tutors
<b>Montana</b>					
Blackfeet Adult Detention Center					
Crow Adult Detention Center					
Flathead Adult Detention Center		■		■	
Fort Peck Indian Juvenile Services Center	■	■	■		■
Fort Peck Police Department and Adult Detention Center					
Fort Peck Transitional Living Unit	■	■	■		■
Northern Cheyenne Adult Detention Center					
Northern Cheyenne Youth Service Center		■	■		■
Rocky Boy Adult Detention Center					
White Buffalo Youth Detention Center	■				■
<b>Nebraska</b>					
Omaha Tribal Police Department and Adult Detention	■	■		■	■
<b>Nevada</b>					
Eastern Nevada Law Enforcement Adult Detention Facility		■			
<b>New Mexico</b>					
Acoma Tribal Police and Holding Facility	■	■			
Jemez Tribal Court and Holding Facility					
Jicarilla Department of Corrections-Adult and Juvenile	■				
Laguna Tribal Police and Detention Center		■			
Navajo Department of Corrections-Crownpoint					
Navajo Department of Corrections-Shiprock Police Department and Adult Detention					
Navajo Department of Corrections-Tohatchi Youth Detention		■	■		
Ramah Navajo Police Department and Detention Center		■			
San Juan Pueblo Police Department Holding Facility					
Taos Tribal Police Department and Detention					
Zuni Adult Detention Center	■	■		■	
Zuni Juvenile Detention Center					
<b>North Dakota</b>					
Fort Totten Law Enforcement and Adult Detention Center					
Gerald Tex Fox Justice Center Adult Detention	■	■	■		
Gerald Tex Fox Justice Center Juvenile Detention	■	■	■	■	■
Standing Rock Law Enforcement and Adult Detention Center		■			
Turtle Mountain Law Enforcement Adult Detention	■	■		■	
<b>Oklahoma</b>					
Iowa Tribal Police Department and Holding Facility					
Sac and Fox Juvenile Detention Center	■	■			
<b>Oregon</b>					
Warm Springs Police Department and Adult Detention Center					

**Appendix table 12. Jails in Indian country that provide education programs on or off facility grounds for inmates, by facility, June 2007 (cont.)**

State and facility	Education programs				
	Accredited education program <sup>a</sup>	GED program	Special education program <sup>b</sup>	College level classes	Provide tutors
<b>South Dakota</b>					
Cheyenne River Sioux Adult Detention Center		■			
Cheyenne River Sioux Juvenile Detention Center	■	■	■		
Ki Yuxsa O'Tipi Reintegration Center					
Kyle Police Department and Adult Detention					
Oglala Sioux Tribal Offenders Facility				■	
Pine Ridge Police Department and Adult Detention					
Rosebud Sioux Wanbli Wiconi Tipi Juvenile Detention	■	■	■		■
Sisseton-Wahpeton Law Enforcement Adult Detention Center	■	■	■	■	■
<b>Washington</b>					
Chehalis Tribal Police Department and Adult Detention Center	■	■			
Colville Adult Detention Center	■	■		■	
Makah Public Safety-Adult Detention		■		■	■
Nisqually Adult Corrections		■		■	
Puyallup Tribal Law Enforcement and Adult Detention					
Quinault Nation Police Department and Holding Facility					
Spokane Adult Detention Center	■	■		■	
<b>Wisconsin</b>					
Menominee Tribal Detention Facility		■			
<b>Wyoming</b>					
Wind River Adult Detention Center		■			

Note: Excludes four facilities that did not respond to the 2007 Survey of Jails in Indian Country addendum, which collected facility-level data on inmate health services and facility programs.

/Not reported.

<sup>a</sup>Includes basic and high school classes.

<sup>b</sup>Includes programs for inmates with disabilities.



**Appendix table 13. Jails in Indian country that provide work assignments for inmates, by facility, June 2007**

State and facility	Work assignments				
	Correctional industries <sup>a</sup>	Facility support services <sup>b</sup>	Farming/agriculture	Public works <sup>c</sup>	Other <sup>d</sup>
<b>Total</b>	2	37	5	26	6
<b>Alaska</b>					
Metlakatla Juvenile Detention Center					
Metlakatla Police Department and Adult Detention Center					
<b>Arizona</b>					
Ak-Chin Tribal Police and Detention Center				■	
Chinle Youth Corrections Center					
Colorado River Indian Tribes Adult Detention Center		■		■	
Fort Mohave Tribal Police Department and Holding Facility					
Gila River Department of Rehabilitation and Supervision-Adult	■	■		■	
Gila River Department of Rehabilitation and Supervision-Juvenile		■	■	■	
Navajo Department of Corrections-Kayenta Police Department and Holding Facility					
Navajo Department of Corrections-Tuba City					
Navajo Department of Corrections-Window Rock		■		■	
Pascua Yaqui Police Department and Holding Facility					
Salt River Pima-Maricopa Department of Corrections		■			
Supai Law Enforcement and Holding Facility		■			
Tohono O'odham Adult Detention Center		■			■
Truxton Canyon Adult Detention Center		■			
Western Navajo Juvenile Corrections Services Center		■			
White Mountain Apache Detention Center		■		■	
<b>Colorado</b>					
Chief Ignacio Justice Center Adult Detention					
Chief Ignacio Justice Center Juvenile Detention					
Southern Ute Police Department and Adult Detention Center		■		■	
<b>Idaho</b>					
Fort Hall Police Department and Adult Detention Center					
<b>Michigan</b>					
Lac Vieux Desert Police Department Adult and Juvenile Holding Facility					
Saginaw Chippewa Tribal Police Department and Adult Detention Center					
Sault Ste. Marie Tribal Youth Facility		■	■	■	
<b>Minnesota</b>					
Red Lake Tribal Justice Center Adult Detention		■			
Red Lake Tribal Justice Juvenile Detention		■			
<b>Mississippi</b>					
Choctaw Justice Complex Adult Detention		■		■	
Choctaw Justice Complex Juvenile Detention					■

**Appendix table 13. Jails in Indian country that provide work assignments for inmates, by facility, June 2007 (cont.)**

State and facility	Work assignments				
	Correctional industries <sup>a</sup>	Facility support services <sup>b</sup>	Farming/agriculture	Public works <sup>c</sup>	Other <sup>d</sup>
<b>Montana</b>					
Blackfeet Adult Detention Center		■			
Crow Adult Detention Center		■	■		
Flathead Adult Detention Center				■	
Fort Peck Indian Juvenile Services Center					
Fort Peck Police Department and Adult Detention Center				■	
Fort Peck Transitional Living Unit					
Northern Cheyenne Adult Detention Center		■		■	
Northern Cheyenne Youth Service Center					
Rocky Boy Adult Detention Center					
White Buffalo Youth Detention Center				■	
<b>Nebraska</b>					
Omaha Tribal Police Department and Adult Detention		■			
<b>Nevada</b>					
Eastern Nevada Law Enforcement Adult Detention Facility					
<b>New Mexico</b>					
Acoma Tribal Police and Holding Facility		■	■	■	
Jemez Tribal Court and Holding Facility					
Jicarilla Department of Corrections-Adult and Juvenile					
Laguna Tribal Police and Detention Center		■		■	
Navajo Department of Corrections-Crownpoint		■			■
Navajo Department of Corrections-Shiprock Police Department and Adult Detention				■	
Navajo Department of Corrections-Tohatchi Youth Detention		■			
Ramah Navajo Police Department and Detention Center		■		■	
San Juan Pueblo Police Department Holding Facility					
Taos Tribal Police Department and Detention				■	
Zuni Adult Detention Center				■	■
Zuni Juvenile Detention Center					
<b>North Dakota</b>					
Fort Totten Law Enforcement and Adult Detention Center					■
Gerald Tex Fox Justice Center Adult Detention	■	■		■	
Gerald Tex Fox Justice Center Juvenile Detention					
Standing Rock Law Enforcement and Adult Detention Center		■			
Turtle Mountain Law Enforcement Adult Detention		■		■	
<b>Oklahoma</b>					
Iowa Tribal Police Department and Holding Facility					
Sac and Fox Juvenile Detention Center					
<b>Oregon</b>					
Warm Springs Police Department and Adult Detention Center		■			

**Appendix table 13. Jails in Indian country that provide work assignments for inmates, by facility, June 2007 (cont.)**

State and facility	Work assignments				
	Correctional industries <sup>a</sup>	Facility support services <sup>b</sup>	Farming/agriculture	Public works <sup>c</sup>	Other <sup>d</sup>
<b>South Dakota</b>					
Cheyenne River Sioux Adult Detention Center		■			
Cheyenne River Sioux Juvenile Detention Center					
Ki Yuxsa O'Tipi Reintegration Center					
Kyle Police Department and Adult Detention					■
Oglala Sioux Tribal Offenders Facility		■		■	
Pine Ridge Police Department and Adult Detention					
Rosebud Sioux Wanbli Wiconi Tipi Juvenile Detention		■			
Sisseton-Wahpeton Law Enforcement Adult Detention Center		■			
<b>Washington</b>					
Chehalis Tribal Police Department and Adult Detention Center					
Colville Adult Detention Center		■	■		
Makah Public Safety-Adult Detention				■	
Nisqually Adult Corrections		■		■	
Puyallup Tribal Law Enforcement and Adult Detention		■			
Quinault Nation Police Department and Holding Facility					
Spokane Adult Detention Center		■		■	
<b>Wisconsin</b>					
Menominee Tribal Detention Facility		■			
<b>Wyoming</b>					
Wind River Adult Detention Center		■		■	

Note: Excludes four facilities that did not respond to the 2007 Survey of Jails in Indian Country addendum, which collected facility-level data on inmate health services and facility programs.

<sup>a</sup>Includes wood products, textiles, manufacturing, services, and others.

<sup>b</sup>Includes office and administrative work, food service, building maintenance, and others.

<sup>c</sup>Inmates work outside the facility and perform road, park, or other public maintenance work.

<sup>d</sup>Includes various community service work.