













' Measure 24 : Percentage of People Receiving Seasonal Infl

Measure Value	Calendar Year
 28.3%	2000
 26.3%	2001
 28%	2002
 29.1%	2003
 29.7%	2004
 20.2%	2005
 25.7%	2006
 29%	2007
 32%	2008
 34.6%	2009
 37.4%	2010
 39.7%	2011