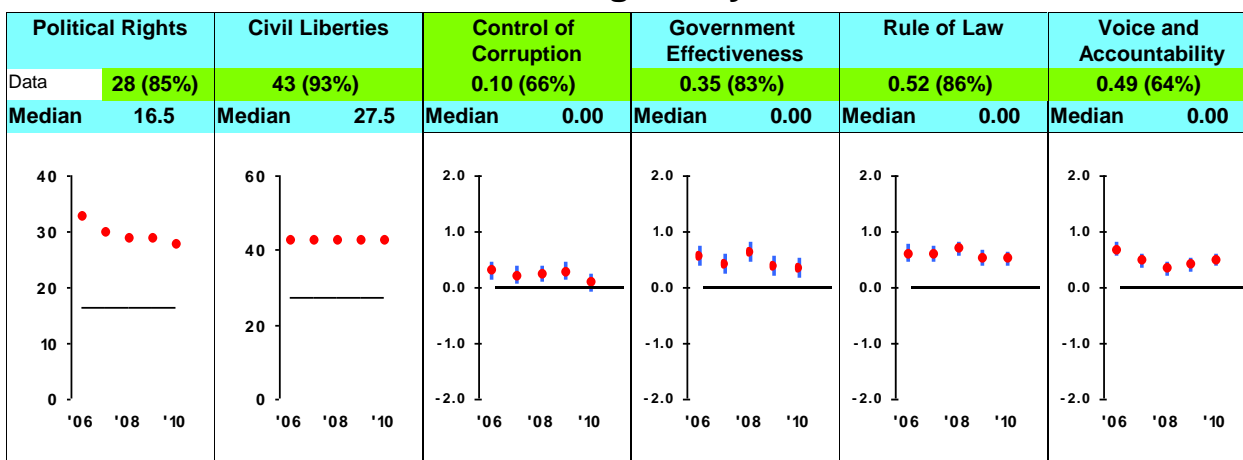
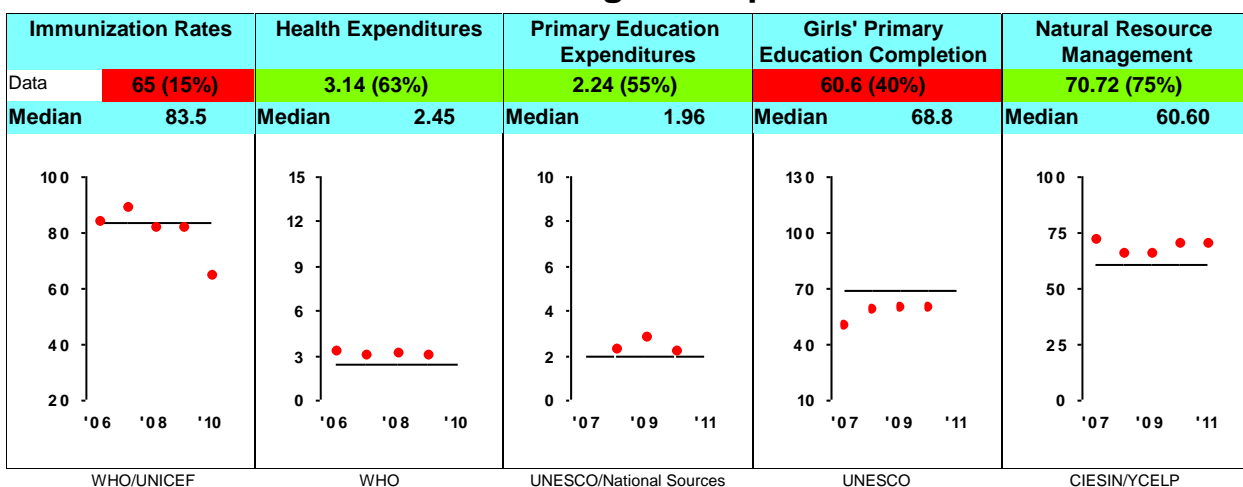


## Ruling Justly



Sources: Freedom House Freedom House World Bank/Brookings WGI World Bank/Brookings WGI World Bank/Brookings WGI World Bank/Brookings WGI

## Investing In People



WHO/UNICEF

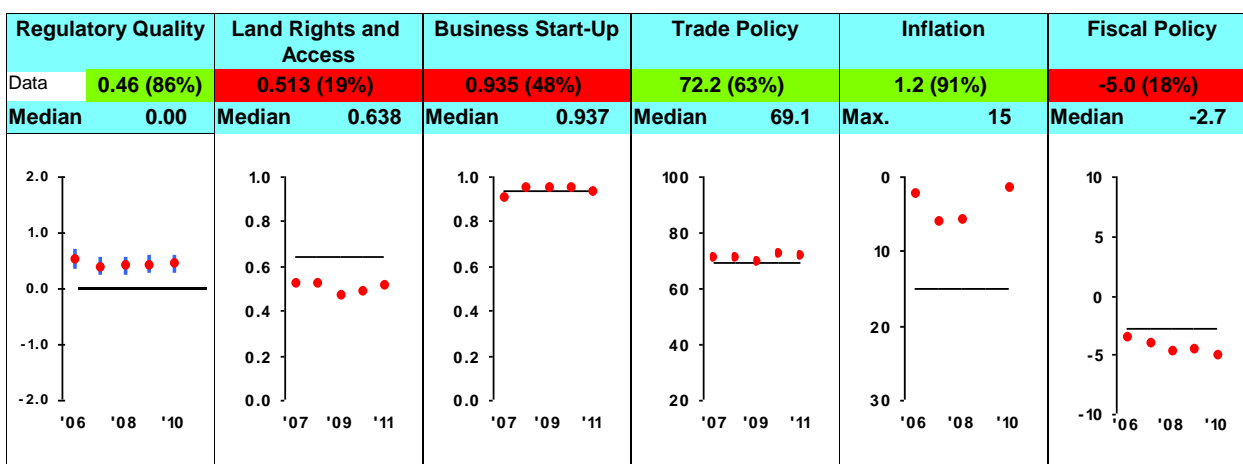
WHO

UNESCO/National Sources

UNESCO

CIESIN/YCELP

## Economic Freedom



World Bank/Brookings WGI

IFAD/IFC

IFC

Heritage Foundation

IMF WEO

IMF WEO

How to Read this Scorecard: Each MCC Candidate Country receives an annual scorecard assessing its performance in 3 policy categories: Ruling Justly, Investing in People, and Economic Freedom. Under the name of each indicator is the country's score and percentile ranking in its income peer group (0% is worst; 50% is the median; 100% is best). Under each country's percentile ranking is the peer group median. Country performance is evaluated relative to the peer group median, represented with green, meet the performance standard. Scores at or below the median, represented with red, do not meet the performance standard. The black line that runs along the horizontal axis represents the peer group median. Each of the Worldwide Governance Indicators (World Bank/Brookings Institution) is accompanied by a margin of error, which is represented by the vertical blue bar.

For more information regarding the Millennium Challenge Account Selection Process and these indicators, please consult MCC's website: [www.mcc.gov](http://www.mcc.gov)