

Appendix B

Section 3 - Supplemental Information

Notes:

1) The Reporting Identification Symbol (RIS) used on many of the tables in this Appendix is a unique combination of three or four letters assigned to each reporting organization by the Office of Safeguards and Security (OSS) or the Nuclear Regulatory Commission (NRC) for the purpose of identification of material originating facilities in the Nuclear Material Management and Safeguards System (NMMSS) data base. Information relating to the construction and interpretation of reporting identification symbols is contained in either the DOE Directory of Reporting Symbols (D-2) or the NRC Directory of Reporting Symbols (D-3).

NMMSS D-2 and D-3 report codes used in this Appendix and/or in Section 3 of this report include:

CCC	CKY	CYT	DAX	DZA	FAX
FBE	FVA	FVB	FVC	FYA	FZA
FZB	FZE	FZF	HGE	HRA	HTA
HUD	HVA	HWA	HXA	HYA	HZA
LAE	LAZ	LZE	NLO	ORL	YDE

2)  Values shown are for material considered "out of scope"

APPENDIX B
Section 3 Supplemental Information

DOE/RL-2000-43

Table 3.2.4 Hanford Chemical Processing Contractor (HVA) Uranium Receipts FY 1971-March 31, 1999
Based on NMSS Document SROO-00009 RECEIPTS (classified) ATLANTIC RICHFIELD CONTRACTOR (HVA)

FY	KG DU				GM EU				KG NU				
	MAJOR TIER 1:	MAJOR TIER 1:	MAJOR TIER 1:		MAJOR TIER 1:	MAJOR TIER 1:	MAJOR TIER 1:		MAJOR TIER 1:	MAJOR TIER 1:	MAJOR TIER 1:		
	FROM PADUCAH	FROM FERNALD	FROM OAK RIDGE	Total Kg DU External to Hanford	FROM PADUCAH	FROM FERNALD	FROM OAK RIDGE	Total Gm EU External to Hanford	FROM PADUCAH	FROM FERNALD	FROM OAK RIDGE	Total Kg NU External to Hanford	
CKY, FYA	FVA, FVB, FVC	FZA, FZE, FZB, FZF		CKY, FYA	FVA, FVB, FVC	FZA, FZE, FZB, FZF		CKY, FYA	FVA, FVB, FVC	FZA, FZE, FZB, FZF			
71	0	0	0	171	0	42,320	0	65,167	0	0	0	17	
72	0	0	0	5,863	0	0	0	355,739	0	0	11	69	
73	0	0	0	43	0	0	0	2,599,481	0	0	0	39	
74	0	0	0	106	0	0	0	1,307	0	0	0	771	
75	0	1,165	0	1,165	0	0	0	-1,099	0	0	0	-1	
76	0	1,162	0	1,162	0	0	0	2,265	0	0	0	444	
76T	0	0	0	0	0	0	0	0	0	0	0	4	
77	0	0	0	0	0	0	0	1,121	0	0	0	347	
78													
79													
80													
81													
82													
83													
84													
85													
86													
87													
88													
89													
90													
91													
92													
93													
94													
95													
96													
97													
98													
99													
KG TOTAL	0	2,327	0	8,510	0	42	0	3,024	0	0	11	1,690	13,223.
MTU TOTAL	0	2.33	0	8.51	0	0.04	0	3.02	0	0	0.01	1.69	13.22

AFTER FY 1977 - HVA CONTRACTOR TURNOVER TO ROCKWELL HANFORD (HRA)

Note: "Total Kg External to Hanford" column entries include sums of Major Tier 1 sites plus all other minor sites. The sums do not include internal transactions within the Hanford contractors.

APPENDIX B

DOE/RL-2000-43

Section 3 Supplemental Information

Table 3.2.5 Hanford Chemical Processing Contractor (HRA) Uranium Receipts FY 1971-March 31, 1999
 Based on NMMSS Document SROO-00009 RECEIPTS (classified) ROCKWELL HANFORD OPERATIONS

FY	KG DU				GM EU				KG NU				
	MAJOR TIER 1	MAJOR TIER 1	MAJOR TIER 1	Total Kg DU External to Hanford	MAJOR TIER 1	MAJOR TIER 1	MAJOR TIER 1	Total Gm EU External to Hanford	MAJOR TIER 1	MAJOR TIER 1	MAJOR TIER 1	Total Kg NU External to Hanford	
	FROM PADUCAH	FROM FERNALD	FROM OAK RIDGE		FROM PADUCAH	FROM FERNALD	FROM OAK RIDGE		FROM PADUCAH	FROM FERNALD	FROM OAK RIDGE		
CKY, FYA	FVA, FVB, FVC	FZA, FZE, FZB, FZF	CKY, FYA	FVA, FVB, FVC	FZA, FZE, FZB, FZF	CKY, FYA	FVA, FVB, FVC	FZA, FZE, FZB, FZF					
71	PRIOR TO FY 1977 - HVA CONTRACTOR												
72	PRIOR TO FY 1977 - HVA CONTRACTOR												
73	PRIOR TO FY 1977 - HVA CONTRACTOR												
74	PRIOR TO FY 1977 - HVA CONTRACTOR												
75	PRIOR TO FY 1977 - HVA CONTRACTOR												
76	PRIOR TO FY 1977 - HVA CONTRACTOR												
76T	PRIOR TO FY 1977 - HVA CONTRACTOR												
77	0	0	0	0	0	0	0	5	0	0	0	2	
78	0	0	0	10,574	0	0	0	72,350	0	0	0	0	
79	0	0	0	15,371	0	0	0	72,331	0	0	0	2	
80	0	0	0	14	0	0	0	63,046	0	0	0	39	
81	0	0	0	0	0	0	0	260	0	0	0	66	
82	0	0	0	0	0	0	0	212	0	0	0	0	
83	0	0	0	0	0	0	0	212	0	5	0	5	
84	0	0	0	32	0	1,848,790	0	1,849,10	0	13	0	13	
85	0	0	0	0	0	2,245,129	0	2,245,15	0	5	0	5	
86	0	0	0	0	0	1,769,986	0	1,770,46	0	5	0	5	
87	0	0	0	0	0	789,794	0	789,794	0	5	0	5	
88	AFTER FY 1988 - HRA CONTRACTOR TURNOVER TO WESTINGHOUSE HANFORD (HUD)												
89	AFTER FY 1988 - HRA CONTRACTOR TURNOVER TO WESTINGHOUSE HANFORD (HUD)												
90	AFTER FY 1988 - HRA CONTRACTOR TURNOVER TO WESTINGHOUSE HANFORD (HUD)												
91	AFTER FY 1988 - HRA CONTRACTOR TURNOVER TO WESTINGHOUSE HANFORD (HUD)												
92	AFTER FY 1988 - HRA CONTRACTOR TURNOVER TO WESTINGHOUSE HANFORD (HUD)												
93	AFTER FY 1988 - HRA CONTRACTOR TURNOVER TO WESTINGHOUSE HANFORD (HUD)												
94	AFTER FY 1988 - HRA CONTRACTOR TURNOVER TO WESTINGHOUSE HANFORD (HUD)												
95	AFTER FY 1988 - HRA CONTRACTOR TURNOVER TO WESTINGHOUSE HANFORD (HUD)												
96	AFTER FY 1988 - HRA CONTRACTOR TURNOVER TO WESTINGHOUSE HANFORD (HUD)												
97	AFTER FY 1988 - HRA CONTRACTOR TURNOVER TO WESTINGHOUSE HANFORD (HUD)												
98	AFTER FY 1988 - HRA CONTRACTOR TURNOVER TO WESTINGHOUSE HANFORD (HUD)												
99	AFTER FY 1988 - HRA CONTRACTOR TURNOVER TO WESTINGHOUSE HANFORD (HUD)												
KG TOTAL	0	0	0	25.991	0	6.654	0	6.863	0	33	0	142	32.996
MTU TOTAL	0	0	0	25.99	0	6.65	0	6.86	0	0.03	0	0.14	33.00

Note: "Total Kg External to Hanford" column entries include sums of Major Tier 1 sites plus all other minor sites. The sums do not include internal transactions within the Hanford contractors.

APPENDIX B
Section 3 Supplemental Information

DOE/RL-2000-43

Table 3.2.6 - Hanford Chemical Processing Contractors (HUD & HTA) Uranium Receipts FY 1971-March 31, 1999
Based on NMSS Document SROO-00009 RECEIPTS (classified) WESTINGHOUSE HANFORD (HUD) & FLUOR (HTA)

FY	Kg DU				Gm EU				Kg NU				
	MAJOR TIER 1	MAJOR TIER 1	MAJOR TIER 1	Total Kg DU External to	MAJOR TIER 1	MAJOR TIER 1	MAJOR TIER 1	Total Gm EU External to	MAJOR TIER 1	MAJOR TIER 1	MAJOR TIER 1	Total Kg NU External to	
	FROM PADUCAH	FROM FERNALD	FROM OAK		FROM PADUCAH	FROM FERNALD	FROM OAK		FROM PADUCAH	FROM FERNALD	FROM OAK		
	CKY, FYA	FVA, FVB,FVC	FZA,FZE, FZB,FZF	CKY, FYA	FVA, FVB,FVC	FZA,FZE, FZB,FZF	CKY, FYA	FVA, FVB,FVC	FZA,FZE, FZB,FZF				
71													
72													
73													
74													
75													
76													
76T													
77													
78													
79													
80													
81													
82													
83													
84													
85													
86													
87	0	0	0	0	0	0	0	0	0	0	0	0	
88	0	0	0	0	0	183,387	0	183,437	0	444	0	444	
89	0	0	0	0	0	112,537	0	112,685	0	0	0	0	
90	0	0	0	0	0	313,608	0	313,608	0	0	0	0	
91	0	0	0	0	0	0	0	0	0	0	0	0	
92	0	0	0	0	0	0	0	0	0	0	0	0	
93	0	0	0	0	0	0	0	0	0	0	0	0	
94	0	0	0	0	0	0	0	0	0	0	0	0	
95	0	0	0	2	0	0	0	26,152	0	0	0	0	
HUD 96	0	0	0	0	0	0	0	0	0	0	0	0	
HTA IN 97	0	0	0	7,812	0	0	0	0	0	0	0	0	
98	0	0	0	62	0	0	0	12,424	0	0	0	2	
99	0	0	0	0	0	0	0	404	0	0	0	0	
KG TOTAL	0	0	0	7,876	0	610	0	649	0	444	0	446	8,971
MTU TOTAL	0.00	0.00	0.00	7.88	0.00	0.61	0.00	0.65	0.00	0.44	0.00	0.45	8.970

PRIOR TO FY 1987 - HRA CONTRACTOR

Note: "Total Kg External to Hanford" column entries include sums of Major Tier 1 sites plus all other minor sites. The sums do not include internal transactions within the Hanford contractors.

APPENDIX B Section 3 Supplemental Information

DOE/RL-2000-43

Table 3.2.7 - Hanford Reactor/Fuel Fab Contractor (HXA) Uranium Receipts FY 1971-March 31, 1999
Based on NMMSS Document SROO-00009 RECEIPTS (classified) UNITED NUCLEAR INC.

FY	Kg DU				Gm EU				Kg NU				
	MAJOR TIER 1	MAJOR TIER 1	MAJOR TIER 1		MAJOR TIER 1	MAJOR TIER 1	MAJOR TIER 1:		MAJOR TIER 1	MAJOR TIER 1	MAJOR TIER 1		
	FROM PADUCAH	FROM FERNALD	FROM OAK RIDGE	Total Kg DU	FROM PADUCAH	FROM FERNALD	FROM OAK RIDGE	Total Gm EU External to Hanford	FROM PADUCAH	FROM FERNALD	FROM OAK	Total Kg NU	
	CKY, FYA	FVA, FVB,FVC	FZA,FZE FZB,FZF	External to Hanford	CKY, FYA	FVA, FVB,FVC	FZA,FZE FZB,FZF		CKY, FYA	FVA, FVB,FVC	FZA,FZE, FZB,FZF	External to Hanford	
71	0	51	0	51	0	332,107.79	0	334,302,487	0	398.385	0	398.385	
72	0	0	0	0	0	28,210,576	0	453,227,027	0	0	0	3	
73	0	0	0	0	0	0	0	345,411,280	0	0	0	2,492	
74	0	0	0	0	0	0	0	674,296,917	0	0	0	0	
75	0	0	0	167	0	0	0	419,265,481	0	0	0	24,188	
76	0	0	0	0	0	0	0	384,253,777	0	225	0	225	
76T	0	0	0	0	0	0	0	83,715,478	0	0	0	0	
77	0	0	0	0	0	0	0	307,214,693	0	0	0	0	
78	0	0	0	0	0	0	0	466,551,792	0	0	0	2,312	
79	0	0	0	0	0	0	0	438,616,539	0	0	0	2,496	
80	0	0	0	0	0	0	0	317,662,232	0	0	0	0	
81	0	0	0	0	0	0	0	499,444,774	0	0	0	0	
82	0	0	0	0	0	0	0	778,031,283	0	0	0	0	
83	0	0	0	0	0	0	0	1,293,900,476	0	0	0	0	
84	0	0	0	0	0	0	0	1,335,235,605	0	0	0	0	
85	0	0	915	11,085	0	0	0	1,375,495,776	0	0	0	56,174	
86	0	0	0	0	0	0	0	1,457,751,669	0	0	0	104,318	
87	0	0	0	0	0	0	0	510,029,719	0	0	0	10,645	
88													
89													
90													
91													
92													
93													
94													
95													
96													
97													
98													
99													
KG	0	51	915	11.303	0	360.318	0	11.474.407	0	398.610	0	601.238	12.086.948
MTU	0.00	0.05	0.92	11.30	0.00	360.32	0.00	11.474.41	0.00	398.61	0.00	601.24	12.086.95

AFTER FY 1987 - HXA CONTRACTOR TURNOVER TO WESTINGHOUSE (HUE)

Note: "Total Kg External to Hanford" column entries include sums of Major Tier 1 sites plus all other minor sites. The sums do not include internal transactions within the Hanford contractors.

APPENDIX B

Section 3 Supplemental Information

DOE/RL-2000-43

Table 3.2.8 - Pacific Northwest National Laboratory (PNNL) Uranium Receipts FY 1965-March 31, 1999
Based on NMSS Document SROO-00009 RECEIPTS (classified)

FY	MAJOR TIER 1 FROM PADUCAH	MAJOR TIER 1 FROM FERNALD	MAJOR TIER 1 FROM OAK RIDGE	Total Kg DU	MAJOR TIER 1 FROM PADUCAH	MAJOR TIER 1 FROM FERNALD	MAJOR TIER 1 FROM OAK RIDGE	Total Gm EU	MAJOR TIER 1 FROM PADUCAH	MAJOR TIER 1 FROM FERNALD	MAJOR TIER 1 FROM OAK RIDGE	Kg NU	ALL U Total Kg U
	Kg DU	Kg DU	Kg DU	Offsite	Gm EU	Gm EU	Gm EU	Offsite	Kg NU	Kg NU	Kg NU	Offsite	External
	CKY, FYA	FVA	FZA,FZE, FZB,FZF	(Excludes Hanford)	CKY, FYA	FVA	FZA,FZE, FZB,FZF	(Excludes Hanford)	CKY, FYA	FVA	FZA,FZE, FZB,FZF	(Excludes Hanford)	Receipts
FY 65-70	0	143	152	1,183	0	371,489	49,291	8,367,607	0	36	0	4060	
71	0	0	5	83	0	0	622,819	658,595	0	0	0	9	
72	0	0	31	165	0	0	0	725,784	0	0	0	107	
73	0	0	0	641	0	0	12	-11,993	0	0	0	0	
74	0	0	669	2,317	0	0	0	90,360	0	0	0	0	
75	0	0	18	3,950	0	0	13,068	392,115	0	0	0	17	
76	0	0	0	3,810	0	0	3,843	961,971	0	0	0	777	
76T	0	209	0	1,742	0	0	0	3,942,113	0	0	0	10	
77	0	797	87	19,431	0	0	52,779	4,030,959	0	0	0	0	
78	0	548	84	6,205	0	0	0	3,597,476	0	0	0	0	
79	0	265	13	16,684	0	0	10	48,615	0	0	0	1	
80	0	1,256	0	5,936	0	0	17,451	534,954	0	0	0	0	
81	0	957	13	13,750	0	0	2,060	-10,549	0	0	0	0	
82	0	0	0	35,912	0	0	0	364	0	0	0	0	
83	0	35	0	8,063	0	0	0	4,016	0	0	0	0	
84	0	0	8	13,355	0	0	0	38,118	0	0	0	0	
85	0	0	29	12,909	0	0	0	11,369	0	0	0	0	
86	0	0	0	18,492	0	0	0	1,151,358	0	0	0	0	
87	0	0	0	11,764	0	0	0	75	0	0	0	0	
88	0	0	0	8,223	0	0	0	1,698	0	0	0	0	
89	0	0	42	20,043	0	0	0	56,819	0	0	0	0	
90	0	0	1,033	20,574	0	0	0	34,320	0	0	0	0	
91	0	0	8,956	12,354	0	0	0	0	0	0	0	0	
92	0	0	1,316	7,627	0	0	0	188	0	0	0	6	
93	0	0	182	182	0	0	0	560	0	0	0	0	
94	0	0	0	218	0	0	0	0	0	0	0	0	
95	0	0	0	924	0	0	0	2,280	0	0	0	0	
96	0	0	0	0	0	0	0	491,522	0	0	0	0	
97	0	0	0	1,618	0	0	0	6	0	0	0	0	
98	0	0	0	0	0	0	0	0	0	0	0	0	
99	0	0	0	0	0	0	0	27	0	0	0	0	
KG TOTAL	0	4,210	12,638	248,155	0	371	761	25,121	0	36	0	4,987	278,263
MTU TOTAL	0.00	4.21	12.64	248.16	0.00	0.37	0.76	25.12	0.00	0.04	0.00	4.99	278.26

Note: "Total Kg External to Hanford" column entries include sums of Major Tier 1 sites plus all other minor sites. The sums do not include internal transactions within the Hanford

APPENDIX B

DOE/RL-2000-43

Section 3 Supplemental Information

Table 3.3.1 DECEMBER 1947 - JUNE 1951 HANFORD (GE Company) URANIUM SHIPMENTS OFFSITE (Cont.)
All Shipments are Out-of-Scope (for reference use)

						GE- Hanford Works Beginning Inventory			Mallinckrodt Chem Works New York Operations (later under ORO Ops)			
Time Frame	Date From	Date To	RIS From	Box#	Doc#	BEG. INV. Kg NU	IN PROCESS Kg NU	IN WASTE TANKS Kg DU	Kg DU	Kg NU	Gm EU	Total Kg
1947	31-Dec-47	BEG. INV.	HGE	38213	HW-15-701	SEE RECEIPTS	SEE RECEIPTS	SEE RECEIPTS				
1947	31-Dec-47	31-Dec-48	HGE	38213	HW-15-701							0.0
1948	31-Dec-48	31-Dec-49	HGE	38213	FTS-668					77,868.0		77,868.0
1949	31-Dec-49	31-Dec-50	HGE	38213	FTS-670					61668		61,668.0
FY 50												0.0
FY 1951	01-Jan-51	30-Jun-51	HGE	38213	FTS 845					12606		12,606.0
												0.0
												0.0
OUT OF SCOPE						Total Kg Shipped						152,142.0
OUT OF SCOPE						Total MTU Shipped						152.142

APPENDIX B
Section 3 Supplemental Information

DOE/RL-2000-43

Table 3.3.1 DECEMBER 1947 - JUNE 1951 HANFORD (GE Company) URANIUM SHIPMENTS OFFSITE (Cont.)

All Shipments are Out-of-Scope (for reference use)

						Simonds Saw & Steel Co. NY Ops				Electro Metallurgical Chem Works NY Ops				
Time Frame	Date From	Date To	RIS From	Box#	Doc#	Kg DU	Kg NU	Gm EU	Total Kg	Kg DU	Kg NU	Gm EU	Total Kg	
1947	31-Dec-47	BEG. INV.	HGE	38213	HW-15-701									
1947	31-Dec-47	31-Dec-48	HGE	38213	HW-15-701		35,633.3		35,633.3				0.0	
1948	31-Dec-48	31-Dec-49	HGE	38213	FTS-668		170,963.0		170,963.0				0.0	
1949	31-Dec-49	31-Dec-50	HGE	38213	FTS-670		212369		212,369.0				0.0	
FY 50									0.0				0.0	
FY 1951	01-Jan-51	30-Jun-51	HGE	38213	FTS 845		93045		93,045.0				0.0	
									0.0				0.0	
									0.0				0.0	
OUT OF SCOPE						Total Kg Shipped			512,010.3					0.0
OUT OF SCOPE						Total MTU Shipped			512.01					0.00

APPENDIX B
Section 3 Supplemental Information

DOE/RL-2000-43

Table 3.3.1 DECEMBER 1947 - JUNE 1951 HANFORD (GE Company) URANIUM SHIPMENTS OFFSITE (Cont.)
 All Shipments are Out-of-Scope (for reference use)

						Metal Hydrides Inc.				Vulcan Crucible Steel				
						NY Ops				NY Ops				
Time Frame	Date From	Date To	RIS From	Box#	Doc#	Kg DU	Kg NU	Gm EU	Total Kg	Kg DU	Kg NU	Gm EU	Total Kg	
1947	31-Dec-47	BEG. INV.	HGE	38213	HW-15-701									
1947	31-Dec-47	31-Dec-48	HGE	38213	HW-15-701				0.0		332,037.9		332,037.9	
1948	31-Dec-48	31-Dec-49	HGE	38213	FTS-668				0.0		75,037.0		75,037.0	
1949	31-Dec-49	31-Dec-50	HGE	38213	FTS-670				0.0				0.0	
FY 50									0.0				0.0	
FY 51	01-Jan-51	30-Jun-51	HGE	38213	FTS 845				0.0				0.0	
									0.0				0.0	
									0.0				0.0	
OUT OF SCOPE						<i>Total Kg Shipped</i>			<i>0.0</i>					407,074.9
OUT OF SCOPE						<i>Total MTU Shipped</i>			<i>0.00</i>					407.07

APPENDIX B
Section 3 Supplemental Information

DOE/RL-2000-43

Table 3.3.1 DECEMBER 1947 - JUNE 1951 HANFORD (GE Company) URANIUM SHIPMENTS OFFSITE Cont.)
All Shipments are Out-of-Scope (for reference use)

						Chicago Operations Office Argonne National Lab				Chicago Operations Office Battelle Memorial Institute			
Time Frame	Date From	Date To	RIS From	Box#	Doc#	Kg DU	Kg NU	Gm EU	Total Kg	Kg DU	Kg NU	Gm EU	Total Kg
1947	31-Dec-47	BEG. INV.	HGE	38213	HW-15-701								
1947	31-Dec-47	31-Dec-48	HGE	38213	HW-15-701	0.7	1,840.3		1,841.0		1,101.4		1,101.4
1948	31-Dec-48	31-Dec-49	HGE	38213	FTS-668		458.0	9.6	458.0		515.0		515.0
1949	31-Dec-49	31-Dec-50	HGE	38213	FTS-670		14101		14,101.0		239		239.0
FY 50									0.0				0.0
FY 51	01-Jan-51	30-Jun-51	HGE	38213	FTS 845		5006		5,006.0		11		11.0
									0.0				0.0
									0.0				0.0
OUT OF SCOPE						Total Kg Shipped			21,406.0	1,866.4			
OUT OF SCOPE						Total MTU Shipped			21.41	1.87			

APPENDIX B
Section 3 Supplemental Information

DOE/RL-2000-43

Table 3.3.1 DECEMBER 1947 - JUNE 1951 HANFORD (GE Company) URANIUM SHIPMENTS OFFSITE (Cont.)
 All Shipments are Out-of-Scope (for reference use)

						New York Ops Office				Tonawanda Sub-Office			
						NY Ops				TOA			
Time Frame	Date From	Date To	RIS From	Box#	Doc#	Kg DU	Kg NU	Gm EU	Total Kg	Kg DU	Kg NU	Gm EU	Total Kg
1947	31-Dec-47	BEG. INV.	HGE	38213	HW-15-701								
1947	31-Dec-47	31-Dec-48	HGE	38213	HW-15-701				0.0		40,808.8		40,808.8
1948	31-Dec-48	31-Dec-49	HGE	38213	FTS-668				0.0				0.0
1949	31-Dec-49	31-Dec-50	HGE	38213	FTS-670				0.0				0.0
FY 50									0.0				0.0
FY 1951	01-Jan-51	30-Jun-51	HGE	38213	FTS 845				0.0				0.0
									0.0				0.0
									0.0				0.0
OUT OF SCOPE		Total Kg Shipped							0.0		40,808.8		
OUT OF SCOPE		Total MTU Shipped							0.00		40.81		

APPENDIX B
Section 3 Supplemental Information

DOE/RL-2000-43

Table 3.3.1 DECEMBER 1947 - JUNE 1951 HANFORD (GE Company) URANIUM SHIPMENTS OFFSITE (Cont.)
All Shipments are Out-of-Scope (for reference use)

						St. Louis Area Office				Carbide & Carbon Chem Co.				
						New York Ops				ORO Y-12 & K-25				
										CYT				
Time Frame	Date From	Date To	RIS From	Box#	Doc#	Kg DU	Kg NU	Gm EU	Total Kg	Kg DU	Kg NU	Gm EU	Total Kg	
1947	31-Dec-47	BEG. INV.	HGE	38213	HW-15-701									
1947	31-Dec-47	31-Dec-48	HGE	38213	HW-15-701				0.0		273.8		273.8	
1948	31-Dec-48	31-Dec-49	HGE	38213	FTS-668		22,808.8		22,808.8				0.0	
1949	31-Dec-49	31-Dec-50	HGE	38213	FTS-670				0.0		5447	32,224	5,479.2	
FY 50									0.0				0.0	
FY 1951	01-Jan-51	30-Jun-51	HGE	38213	FTS 845				0.0		447	64,008	511.0	
									0.0				0.0	
									0.0				0.0	
OUT OF SCOPE						Total Kg Shipped				22,048.8				6,264.0
OUT OF SCOPE						Total MTU Shipped				22.05				6.26

APPENDIX B
Section 3 Supplemental Information

DOE/RL-2000-43

Table 3.3.1 DECEMBER 1947 - JUNE 1951 HANFORD (GE Company) URANIUM SHIPMENTS OFFSITE (Cont.)
All Shipments are Out-of-Scope (for reference use)

						Oak Ridge Natl Lab				Clinton Laboratory			
						ORL		ORO					
Time Frame	Date From	Date To	RIS From	Box#	Doc#	Kg DU	Kg NU	Gm EU	Total Kg	Kg DU	Kg NU	Gm EU	Total Kg
1947	31-Dec-47	BEG. INV.	HGE	38213	HW-15-701								
1947	31-Dec-47	31-Dec-48	HGE	38213	HW-15-701		478.4	165.0	478.6				0.0
1948	31-Dec-48	31-Dec-49	HGE	38213	FTS-668		191.0	9,505.0	200.5				0.0
1949	31-Dec-49	31-Dec-50	HGE	38213	FTS-670		1499	803	1,499.8				0.0
FY 50									0.0				0.0
FY 1951	01-Jan-51	30-Jun-51	HGE	38213	FTS 845				0.0				0.0
									0.0				0.0
									0.0				0.0
OUT OF SCOPE						Total Kg Shipped			2,178.9	0.0			
OUT OF SCOPE						Total MTU Shipped			2.18	0.00			

APPENDIX B
Section 3 Supplemental Information

DOE/RL-2000-43

Table 3.3.1 DECEMBER 1947 - JUNE 1951 HANFORD (GE Company) URANIUM SHIPMENTS OFFSITE (Cont.)
All Shipments are Out-of-Scope (for reference use)

						GE Research Laboratory				Joslyn Manufacturing & Supply Co.				
						Schenectady Ops								
						SGE								
Time Frame	Date From	Date To	RIS From	Box#	Doc#	Kg DU	Kg NU	Gm EU	Total Kg	Kg DU	Kg NU	Gm EU	Total Kg	
1947	31-Dec-47	BEG. INV.	HGE	38213	HW-15-701									
1947	31-Dec-47	31-Dec-48	HGE	38213	HW-15-701		1,102.2	0.4	1,102.2		201,914.0		201,914.0	
1948	31-Dec-48	31-Dec-49	HGE	38213	FTS-668		77.0		77.0				0.0	
1949	31-Dec-49	31-Dec-50	HGE	38213	FTS-670		1062		1,062.0				0.0	
FY 50									0.0				0.0	
FY 1951	01-Jan-51	30-Jun-51	HGE	38213	FTS 845		142		142.0				0.0	
									0.0				0.0	
									0.0				0.0	
OUT OF SCOPE						Total Kg Shipped				2,383.2				201,914.0
OUT OF SCOPE						Total MTU Shipped				2.38				201.91

APPENDIX B
Section 3 Supplemental Information

DOE/RL-2000-43

Table 3.3.1 DECEMBER 1947 - JUNE 1951 HANFORD (GE Company) URANIUM SHIPMENTS OFFSITE (Cont.)
 All Shipments are Out-of-Scope (for reference use)

						New Brunswick Lab				Sante Fe Ops/Los Alamos			
Time Frame	Date From	Date To	RIS From	Box#	Doc#	Kg DU	Kg NU	Gm EU	Total Kg	Kg DU	Kg NU	Gm EU	Total Kg
1947	31-Dec-47	BEG. INV.	HGE	38213	HW-15-701								
1947	31-Dec-47	31-Dec-48	HGE	38213	HW-15-701				0.0		30,681.8		30,681.8
1948	31-Dec-48	31-Dec-49	HGE	38213	FTS-668				0.0		6,804.0		6,804.0
1949	31-Dec-49	31-Dec-50	HGE	38213	FTS-670				0.0		24941		24,941.0
FY 50									0.0				0.0
FY 1951	01-Jan-51	30-Jun-51	HGE	38213	FTS 845				0.0		27280		27,280.0
									0.0				0.0
									0.0				0.0
OUT OF SCOPE		<i>Total Kg Shipped</i>							0.0				89,706.8
OUT OF SCOPE		<i>Total MTU Shipped</i>							0.00				89.71

APPENDIX B
Section 3 Supplemental Information

DOE/RL-2000-43

3.3.1 DECEMBER 1947 - JUNE 1951 HANFORD (GE Company) URANIUM SHIPMENTS OFFSITE (Cont.)

All Shipments are Out-of-Scope (for reference use)

						Hanford Operations-Crane Company				Schenectady Operations Office				
Time Frame	Date From	Date To	RIS From	Box#	Doc#	Kg DU	Kg NU	Gm EU	Total Kg	Kg DU	Kg NU	Gm EU	Total Kg	
1947	31-Dec-47	BEG. INV.	HGE	38213	HW-15-701									
1947	31-Dec-47	31-Dec-48	HGE	38213	HW-15-701				0.0				0.0	
1948	31-Dec-48	31-Dec-49	HGE	38213	FTS-668				0.0				0.0	
1949	31-Dec-49	31-Dec-50	HGE	38213	FTS-670				0.0				0.0	
FY 50									0.0				0.0	
FY 1951	01-Jan-51	30-Jun-51	HGE	38213	FTS 845				0.0				0.0	
									0.0				0.0	
									0.0				0.0	
OUT OF SCOPE						Total Kg Shipped				0.0				0.0
OUT OF SCOPE						Total MTU Shipped				0.00				0.00

APPENDIX B
Section 3 Supplemental Information

DOE/RL-2000-43

3.3.1 DECEMBER 1947 - JUNE 1951 HANFORD (GE Company) URANIUM SHIPMENTS OFFSITE (Cont.)

All Shipments are Out-of-Scope (for reference use)

						Savannah River El DuPont				Berkeley NDL Chicago Ops			
Time Frame	Date From	Date To	RIS From	Box#	Doc#	Kg DU	Kg NU	Gm EU	Total Kg	Kg DU	Kg NU	Gm EU	Total Kg
1947	31-Dec-47	BEG. INV.	HGE	38213	HW-15-701								
1947	31-Dec-47	31-Dec-48	HGE	38213	HW-15-701				0.0				0.0
1948	31-Dec-48	31-Dec-49	HGE	38213	FTS-668				0.0		4.0		4.0
1949	31-Dec-49	31-Dec-50	HGE	38213	FTS-670				0.0				0.0
FY 50									0.0				0.0
FY 1951	01-Jan-51	30-Jun-51	HGE	38213	FTS 845		315		315.0				0.0
									0.0				0.0
									0.0				0.0
OUT OF SCOPE						Total Kg Shipped			315.0				
OUT OF SCOPE						Total MTU Shipped			0.32	0.00			

APPENDIX B
Section 3 Supplemental Information

DOE/RL-2000-43

3.3.1 DECEMBER 1947 - JUNE 1951 HANFORD (GE Company) URANIUM SHIPMENTS OFFSITE (Cont.)

All Shipments are Out-of-Scope (for reference use)


						Vitro Manufacturing Co				USAEC X-10			
						NY Ops				Operations Office			
Time Frame	Date From	Date To	RIS From	Box#	Doc#	Kg DU	Kg NU	Gm EU	Total Kg	Kg DU	Kg NU	Gm EU	Total Kg
1947	31-Dec-47	BEG. INV.	HGE	38213	HW-15-701								
1947	31-Dec-47	31-Dec-48	HGE	38213	HW-15-701		99,365.2		99,365.2		428.5		428.5
1948	31-Dec-48	31-Dec-49	HGE	38213	FTS-668		17,516.0		17,516.0				0.0
1949	31-Dec-49	31-Dec-50	HGE	38213	FTS-670				0.0				0.0
FY 50									0.0				0.0
FY 1951	01-Jan-51	30-Jun-51	HGE	38213	FTS 845				0.0				0.0
									0.0				0.0
									0.0				0.0
OUT OF SCOPE		Total Kg Shipped								116,881.2		428.5	
OUT OF SCOPE		Total MTU Shipped								116.88		0.43	

APPENDIX B

DOE/RL-2000-43

Section 3 Supplemental Information

3.3.1 DECEMBER 1947 - JUNE 1951 HANFORD (GE Company) URANIUM SHIPMENTS OFFSITE (Cont.)
 All Shipments are Out-of-Scope (for reference use)

						Chapman Valve Manuf. Co.				
Time Frame	Date From	Date To	RIS From	Box#	Doc#	Kg DU	Kg NU	Gm EU	Total Kg	
1947	31-Dec-47	BEG. INV.	HGE	38213	HW-15-701					
1947	31-Dec-47	31-Dec-48	HGE	38213	HW-15-701		24,129.7		24,129.7	
1948	31-Dec-48	31-Dec-49	HGE	38213	FTS-668				0.0	
1949	31-Dec-49	31-Dec-50	HGE	38213	FTS-670				0.0	
FY 50									0.0	
FY 1951	01-Jan-51	30-Jun-51	HGE	38213	FTS 845				0.0	
									0.0	
									0.0	
OUT OF SCOPE						Total Kg Shipped			24,129.7	Total  1,601,562
OUT OF SCOPE						Total MTU Shipped			24.13	

APPENDIX B
Section 3 Supplemental Information

DOE/RL-2000-43

Table 3.3.2 FY 1952-65 HANFORD (GE Company) URANIUM SHIPMENTS TO OFFSITE LOCATIONS

						MINOR TIER 1 SITE			
						Mallinckrodt Chem Works (MCW) NY Ops - ORO Ops (IN FY55 Weldon Spring)			
FY	Date From	Date To	From RIS	Box#	Doc#	Kg DU	Kg NU	Gm EU	Kg U Subtotal
1950	31-Dec-49	31-Dec-50	HGE	38213	FTS-670	OUT-OF-SCOPE, SEE APPENDIX B, TABLE 3.3.1			
1951	31-Dec-50	30-Jun-51	HGE	38213	FTS-845	OUT-OF-SCOPE, SEE APPENDIX B, TABLE 3.3.1			
1952	01-Jul-51	31-Dec-51	HGE	38213	FTS-864			0.00	0.00
1952	01-Jan-52	30-Jun-52	HGE	38213	FTS 953		4,719.00	0.00	4,719.00
1953	01-Jul-52	30-Jun-53	HGE	38213	FTS 1085		60,627.00	0.00	60,627.00
1954	01-Jul-53	30-Jun-54	HGE	38213	FTS 1311		86,317.00	0.00	86,317.00
1955	01-Jul-54	30-Jun-55	HGE	38213	FTS 1481	3.00	33,536.00	0.00	33,539.00
1956	01-Jul-55	30-Jun-56	HGE	38213	FTS 1644		318.00	0.00	318.00
1957	01-Jul-56	30-Jun-57	HGE	38213	FTS 1980		154.00	0.00	154.00
1958	01-Jul-57	30-Jun-58	HGE	38213	FTS CLVI 463			0.00	0.00
1959	01-Jul-58	30-Jun-59	HGE	38213	HAN 72720	4.00	1,554.00	0.00	1,558.00
1960	01-Jul-59	30-Jun-60	HGE	38213	HAN 75996		138.00	0.00	138.00
1961	01-Jul-60	30-Jun-61	HGE	38213	HAN 79125		118.00	0.00	118.00
1962	01-Jul-61	30-Jun-62	HGE	38213	HAN 82406	5.00	611.00	0.00	616.00
1963	01-Jul-62	30-Jun-63	HGE	38213	HAN 85615			0.00	0.00
1964	01-Jul-63	30-Jun-64	HGE	38213	HAN 88957			0.00	0.00
1965	01-Jul-64	30-Jun-65	HZA	38213	HAN 92119				0.00
FY 52 thru FY 65 Kilogram totals						12.00	188,092.00	0.00	188,104.00
FY 52 thru FY 65 MTU totals									188.104
IN-SCOPE KG TOTALS						12.0	183,373.0	0.0	183,385.0

APPENDIX B
Section 3 Supplemental Information

DOE/RL-2000-43

Table 3.3.2 FY 1952-65 HANFORD (GE Company) URANIUM SHIPMENTS TO OFFSITE LOCATIONS (Cont.)

						MINOR TIER 1 SITE				
						Simonds Saw & Steel Co.				
						New York Ops				
FY	Date From	Date To	From RIS	Box#	Doc#	FY	Kg DU	Kg NU	Gm EU	KgU Subtotal
1950	31-Dec-49	31-Dec-50	HGE	38213	FTS-670					
1951	31-Dec-50	30-Jun-51	HGE	38213	FTS-845					
1952	01-Jul-51	31-Dec-51	HGE	38213	FTS-864	1952		130,377.00	0.00	130,377.00
1952	01-Jan-52	30-Jun-52	HGE	38213	FTS 953	1952		326,377.00	0.00	326,377.00
1953	01-Jul-52	30-Jun-53	HGE	38213	FTS 1085	1953		438,066.00	0.00	438,066.00
1954	01-Jul-53	30-Jun-54	HGE	38213	FTS 1311	1954			0.00	0.00
1955	01-Jul-54	30-Jun-55	HGE	38213	FTS 1481	1955			0.00	0.00
1956	01-Jul-55	30-Jun-56	HGE	38213	FTS 1644	1956			0.00	0.00
1957	01-Jul-56	30-Jun-57	HGE	38213	FTS 1980	1957			0.00	0.00
1958	01-Jul-57	30-Jun-58	HGE	38213	FTS CLVI 463	1958			0.00	0.00
1959	01-Jul-58	30-Jun-59	HGE	38213	HAN 72720	1959			0.00	0.00
1960	01-Jul-59	30-Jun-60	HGE	38213	HAN 75996	1960			0.00	0.00
1961	01-Jul-60	30-Jun-61	HGE	38213	HAN 79125	1961			0.00	0.00
1962	01-Jul-61	30-Jun-62	HGE	38213	HAN 82406	1962			0.00	0.00
1963	01-Jul-62	30-Jun-63	HGE	38213	HAN 85615	1963			0.00	0.00
1964	01-Jul-63	30-Jun-64	HGE	38213	HAN 88957	1964			0.00	0.00
1965	01-Jul-64	30-Jun-65	HZA	38213	HAN 92119	1965			0.00	0.00
FY 52 thru FY 65 Kilogram totals							0.00	894,820.0	0.00	894,820.00
FY 52 thru FY 65 MTU totals										894.820
IN-SCOPE KG TOTALS							0.0	438,066.0	0.0	438,066.0

APPENDIX B

DOE/RL-2000-43

Section 3 Supplemental Information

**Table 3.3.2 FY 1952-65 HANFORD (GE Company) URANIUM SHIPMENTS TO OFFSITE LOCATIONS (Cont.)
MINOR TIER 1 SITE**

						New York Operations Harshaw Chemical Co., Cleveland				
						MHR				
FY	Date From	Date To	From RIS	Box#	Doc#	FY	Kg DU	Kg NU	Gm EU	Subtotal
1950	31-Dec-49	31-Dec-50	HGE	38213	FTS-670					
1951	31-Dec-50	30-Jun-51	HGE	38213	FTS-845					
1952	01-Jul-51	31-Dec-51	HGE	38213	FTS-864	1952			0.00	0.00
1952	01-Jan-52	30-Jun-52	HGE	38213	FTS 953	1952		11.00	0.00	11.00
1953	01-Jul-52	30-Jun-53	HGE	38213	FTS 1085	1953	1,674,970.00	0.00	0.00	1,674,970.00
1954	01-Jul-53	30-Jun-54	HGE	38213	FTS 1311	1954	238,736.00		0.00	238,736.00
1955	01-Jul-54	30-Jun-55	HGE	38213	FTS 1481	1955			0.00	0.00
1956	01-Jul-55	30-Jun-56	HGE	38213	FTS 1644	1956			0.00	0.00
1957	01-Jul-56	30-Jun-57	HGE	38213	FTS 1980	1957			0.00	0.00
1958	01-Jul-57	30-Jun-58	HGE	38213	FTS CLVI 463	1958			0.00	0.00
1959	01-Jul-58	30-Jun-59	HGE	38213	HAN 72720	1959			0.00	0.00
1960	01-Jul-59	30-Jun-60	HGE	38213	HAN 75996	1960			0.00	0.00
1961	01-Jul-60	30-Jun-61	HGE	38213	HAN 79125	1961			0.00	0.00
1962	01-Jul-61	30-Jun-62	HGE	38213	HAN 82406	1962			0.00	0.00
1963	01-Jul-62	30-Jun-63	HGE	38213	HAN 85615	1963			0.00	0.00
1964	01-Jul-63	30-Jun-64	HGE	38213	HAN 88957	1964			0.00	0.00
1965	01-Jul-64	30-Jun-65	HZA	38213	HAN 92119	1965			0.00	0.00
FY 52 thru FY 65 Kilogram totals							1,913,706.0	11.00	0.00	1,913,717.00
FY 52 thru FY 65 MTU totals										1,913.717
IN-SCOPE KG TOTALS							1,913,706.0	0.0	0.0	1,913,706.0

APPENDIX B

DOE/RL-2000-43

Section 3 Supplemental Information

**Table 3.3.2 FY 1952-65 HANFORD (GE Company) URANIUM SHIPMENTS TO OFFSITE LOCATIONS (Cont.)
MINOR TIER 1 SITE**

						New York Operations				
						Massachusetts Institute of Technology				
FY	Date From	Date To	From RIS	Box #	Doc #	FY	Kg DU	Kg NU	Gm EU	Subtotal
1950	31-Dec-49	31-Dec-50	HGE	38213	FTS-670					
1951	31-Dec-50	30-Jun-51	HGE	38213	FTS-845					
1952	01-Jul-51	31-Dec-51	HGE	38213	FTS-864	1952			0.00	0.00
1952	01-Jan-52	30-Jun-52	HGE	38213	FTS 953	1952			0.00	0.00
1953	01-Jul-52	30-Jun-53	HGE	38213	FTS 1085	1953		3,920.00	0.00	3,920.00
1954	01-Jul-53	30-Jun-54	HGE	38213	FTS 1311	1954		267.00	0.00	267.00
1955	01-Jul-54	30-Jun-55	HGE	38213	FTS 1481	1955			0.00	0.00
1956	01-Jul-55	30-Jun-56	HGE	38213	FTS 1644	1956			0.00	0.00
1957	01-Jul-56	30-Jun-57	HGE	38213	FTS 1980	1957			0.00	0.00
1958	01-Jul-57	30-Jun-58	HGE	38213	FTS CLVI 463	1958			0.00	0.00
1959	01-Jul-58	30-Jun-59	HGE	38213	HAN 72720	1959			0.00	0.00
1960	01-Jul-59	30-Jun-60	HGE	38213	HAN 75996	1960			0.00	0.00
1961	01-Jul-60	30-Jun-61	HGE	38213	HAN 79125	1961			0.00	0.00
1962	01-Jul-61	30-Jun-62	HGE	38213	HAN 82406	1962			0.00	0.00
1963	01-Jul-62	30-Jun-63	HGE	38213	HAN 85615	1963			0.00	0.00
1964	01-Jul-63	30-Jun-64	HGE	38213	HAN 88957	1964			0.00	0.00
1965	01-Jul-64	30-Jun-65	HZA	38213	HAN 92119	1965			0.00	0.00
FY 52 thru FY 65 Kilogram totals							0.00	4,187.00	0.00	4,187.00
FY 52 thru FY 65 MTU totals										4.187
IN-SCOPE KG TOTALS							0.0	4,187.0	0.0	4,187.0

APPENDIX B

DOE/RL-2000-43

Section 3 Supplemental Information

Table 3.3.2 FY 1952-65 HANFORD (GE Company) URANIUM SHIPMENTS TO OFFSITE LOCATIONS (Cont.)

						MINOR TIER 1 SITE				
						New York Ops Office				
						National Lead Company (MNL)				
						Aeroprojects, Nuclear Metals Inc.(MIO)				
FY	Date From	Date To	From RIS	Box#	Doc #	FY	Kg DU	Kg NU	Gm EU	Subtotal
1950	31-Dec-49	31-Dec-50	HGE	38213	FTS-670					
1951	31-Dec-50	30-Jun-51	HGE	38213	FTS-845					
1952	01-Jul-51	31-Dec-51	HGE	38213	FTS-864	1952			0.00	0.00
1952	01-Jan-52	30-Jun-52	HGE	38213	FTS 953	1952		90.00	0.00	90.00
1953	01-Jul-52	30-Jun-53	HGE	38213	FTS 1085	1953		111,637.00	0.00	111,637.00
1954	01-Jul-53	30-Jun-54	HGE	38213	FTS 1311	1954		372,669.00	0.00	372,669.00
1955	01-Jul-54	30-Jun-55	HGE	38213	FTS 1481	1955			0.00	0.00
1956	01-Jul-55	30-Jun-56	HGE	38213	FTS 1644	1956			0.00	0.00
1957	01-Jul-56	30-Jun-57	HGE	38213	FTS 1980	1957			0.00	0.00
1958	01-Jul-57	30-Jun-58	HGE	38213	FTS CLVI 463	1958			0.00	0.00
1959	01-Jul-58	30-Jun-59	HGE	38213	HAN 72720	1959	4,614.00	1,515.00	1,012,413.00	7,141.41
1960	01-Jul-59	30-Jun-60	HGE	38213	HAN 75996	1960		1,172.00	0.00	1,172.00
1961	01-Jul-60	30-Jun-61	HGE	38213	HAN 79125	1961		2,558.00	85,672.00	2,643.67
1962	01-Jul-61	30-Jun-62	HGE	38213	HAN 82406	1962		2,161.00	87,116.00	2,248.12
1963	01-Jul-62	30-Jun-63	HGE	38213	HAN 85615	1963			0.00	0.00
1964	01-Jul-63	30-Jun-64	HGE	38213	HAN 88957	1964			0.00	0.00
1965	01-Jul-64	30-Jun-65	HZA	38213	HAN 92119	1965		24.00	45,454.00	69.45
FY 52 thru FY 65 Kilogram totals							4,614.0	491,826.00	1,230,655.00	497,670.66
FY 52 thru FY 65 MTU totals										497.671
IN-SCOPE KG TOTALS							4,614.0	491,736.0	1,230,655.0	497,580.7

APPENDIX B
Section 3 Supplemental Information

DOE/RL-2000-43

Table 3.3.2 FY 1952-65 HANFORD (GE Company) URANIUM SHIPMENTS TO OFFSITE LOCATIONS (Cont.)
MINOR TIER 1 SITE

						St Louis Area Office				
						SubOffice to New York Ops				
FY	Date From	Date To	From RIS	Box#	Doc#	FY	Kg DU	Kg NU	Gm EU	Kg U Subtotal
1950	31-Dec-49	31-Dec-50	HGE	38213	FTS-670					
1951	31-Dec-50	30-Jun-51	HGE	38213	FTS-845					
1952	01-Jul-51	31-Dec-51	HGE	38213	FTS-864	1952		14,355.00	0.00	14,355.00
1952	01-Jan-52	30-Jun-52	HGE	38213	FTS 953	1952		35,617.00	0.00	35,617.00
1953	01-Jul-52	30-Jun-53	HGE	38213	FTS 1085	1953			0.00	0.00
1954	01-Jul-53	30-Jun-54	HGE	38213	FTS 1311	1954			0.00	0.00
1955	01-Jul-54	30-Jun-55	HGE	38213	FTS 1481	1955			0.00	0.00
1956	01-Jul-55	30-Jun-56	HGE	38213	FTS 1644	1956			0.00	0.00
1957	01-Jul-56	30-Jun-57	HGE	38213	FTS 1980	1957			0.00	0.00
1958	01-Jul-57	30-Jun-58	HGE	38213	FTS CLVI 463	1958			0.00	0.00
1959	01-Jul-58	30-Jun-59	HGE	38213	HAN 72720	1959			0.00	0.00
1960	01-Jul-59	30-Jun-60	HGE	38213	HAN 75996	1960			0.00	0.00
1961	01-Jul-60	30-Jun-61	HGE	38213	HAN 79125	1961			0.00	0.00
1962	01-Jul-61	30-Jun-62	HGE	38213	HAN 82406	1962			0.00	0.00
1963	01-Jul-62	30-Jun-63	HGE	38213	HAN 85615	1963			0.00	0.00
1964	01-Jul-63	30-Jun-64	HGE	38213	HAN 88957	1964			0.00	0.00
1965	01-Jul-64	30-Jun-65	HZA	38213	HAN 92119	1965			0.00	0.00
FY 52 thru FY 65 Kilogram totals							0.00	49,972.00	0.00	49,972.00
FY 52 thru FY 65 MTU totals										49.972
IN-SCOPE KG TOTALS							0.0	0.0	0.0	0.0

APPENDIX B
Section 3 Supplemental Information

DOE/RL-2000-43

Table 3.3.2 FY 1952-65 HANFORD (GE Company) URANIUM SHIPMENTS TO OFFSITE LOCATIONS (Cont.)

						MINOR TIER 1 SITE				
						Chicago Operations Office				
						GE, Battelle Columbus (BMI), Westinghouse				
FY	Date From	Date To	From RIS	Box#	Doc#	FY	Kg DU	Kg NU	Gm EU	Kg U Subtotal
1950	31-Dec-49	31-Dec-50	HGE	38213	FTS-670					
1951	31-Dec-50	30-Jun-51	HGE	38213	FTS-845					
1952	01-Jul-51	31-Dec-51	HGE	38213	FTS-864	1952		28.00	2.00	28.00
1952	01-Jan-52	30-Jun-52	HGE	38213	FTS 953	1952		119.00	0.00	119.00
1953	01-Jul-52	30-Jun-53	HGE	38213	FTS 1085	1953		267.00	0.00	267.00
1954	01-Jul-53	30-Jun-54	HGE	38213	FTS 1311	1954			2.00	0.00
1955	01-Jul-54	30-Jun-55	HGE	38213	FTS 1481	1955		236.00	1,007.00	237.01
1956	01-Jul-55	30-Jun-56	HGE	38213	FTS 1644	1956		3.00	287.00	3.29
1957	01-Jul-56	30-Jun-57	HGE	38213	FTS 1980	1957		84.00	1,187.00	85.19
1958	01-Jul-57	30-Jun-58	HGE	38213	FTS CLVI 463	1958		302.00	1,222.00	303.22
1959	01-Jul-58	30-Jun-59	HGE	38213	HAN 72720	1959	3.00	65.00	47,096.00	115.10
1960	01-Jul-59	30-Jun-60	HGE	38213	HAN 75996	1960	31.00	2.00	0.00	33.00
1961	01-Jul-60	30-Jun-61	HGE	38213	HAN 79125	1961	9.00	67.00	2,894.00	78.89
1962	01-Jul-61	30-Jun-62	HGE	38213	HAN 82406	1962		136.00	60,160.00	196.16
1963	01-Jul-62	30-Jun-63	HGE	38213	HAN 85615	1963		510.00	179,309.00	689.31
1964	01-Jul-63	30-Jun-64	HGE	38213	HAN 88957	1964		20.00	18.00	20.02
1965	01-Jul-64	30-Jun-65	HZA	38213	HAN 92119	1965			677.00	0.68
FY 52 thru FY 65 Kilogram totals							43.00	1,839.00	293,861.00	2,175.86
FY 52 thru FY 65 MTU totals										2.176
IN-SCOPE KG TOTALS							43.0	1,692.0	293,859.0	2,028.9

APPENDIX B
Section 3 Supplemental Information

DOE/RL-2000-43

Table 3.3.2 FY 1952-65 HANFORD (GE Company) URANIUM SHIPMENTS TO OFFSITE LOCATIONS (Cont.)

						MINOR TIER 1 SITE				
						Chicago Operations Office				
						Argonne Nat Lab				
						ANL				
FY	Date From	Date To	From RIS	Box#	Doc #	FY	Kg DU	Kg NU	Gm EU	Kg U Subtotal
1950	31-Dec-49	31-Dec-50	HGE	38213	FTS-670					
1951	31-Dec-50	30-Jun-51	HGE	38213	FTS-845					
1952	01-Jul-51	31-Dec-51	HGE	38213	FTS-864	1952		15.00	5,166.00	20.17
1952	01-Jan-52	30-Jun-52	HGE	38213	FTS 953	1952		864.00	1,675.00	865.68
1953	01-Jul-52	30-Jun-53	HGE	38213	FTS 1085	1953		242.00	0.00	242.00
1954	01-Jul-53	30-Jun-54	HGE	38213	FTS 1311	1954	65.00	50.00	192,000.00	307.00
1955	01-Jul-54	30-Jun-55	HGE	38213	FTS 1481	1955	2.00		1,729.00	3.73
1956	01-Jul-55	30-Jun-56	HGE	38213	FTS 1644	1956	14.00	1,173.00	11.00	1,187.01
1957	01-Jul-56	30-Jun-57	HGE	38213	FTS 1980	1957	14.00		13.00	14.01
1958	01-Jul-57	30-Jun-58	HGE	38213	FTS CLVI 463	1958			0.00	0.00
1959	01-Jul-58	30-Jun-59	HGE	38213	HAN 72720	1959			0.00	0.00
1960	01-Jul-59	30-Jun-60	HGE	38213	HAN 75996	1960			0.00	0.00
1961	01-Jul-60	30-Jun-61	HGE	38213	HAN 79125	1961		1.00	0.00	1.00
1962	01-Jul-61	30-Jun-62	HGE	38213	HAN 82406	1962			0.00	0.00
1963	01-Jul-62	30-Jun-63	HGE	38213	HAN 85615	1963			0.00	0.00
1964	01-Jul-63	30-Jun-64	HGE	38213	HAN 88957	1964	19.00	8.00	0.00	27.00
1965	01-Jul-64	30-Jun-65	HZA	38213	HAN 92119	1965	970.00		0.00	970.00
FY 52 thru FY 65 Kilogram totals							1,084.00	2,353.00	200,594.00	3,637.59
FY 52 thru FY 65 MTU totals										3.638
IN-SCOPE KG TOTALS							1,084.0	1,474.0	193,753.0	2,751.8

APPENDIX B

DOE/RL-2000-43

Section 3 Supplemental Information

Table 3.3.2 FY 1952-65 HANFORD (GE Company) URANIUM SHIPMENTS TO OFFSITE LOCATIONS (Cont.)

						MINOR TIER 1 SITE				
						Chicago Operations Office				
						Iowa State College				
						(sent uranium slugs)				
FY	Date From	Date To	From RIS	Box#	Doc#	FY	Kg DU	Kg NU	Gm EU	Kg U Subtotal
1950	31-Dec-49	31-Dec-50	HGE	38213	FTS-670					
1951	31-Dec-50	30-Jun-51	HGE	38213	FTS-845					
1952	01-Jul-51	31-Dec-51	HGE	38213	FTS-864	1952			0.00	0.00
1952	01-Jan-52	30-Jun-52	HGE	38213	FTS 953	1952			0.00	0.00
1953	01-Jul-52	30-Jun-53	HGE	38213	FTS 1085	1953		196.00	0.00	196.00
1954	01-Jul-53	30-Jun-54	HGE	38213	FTS 1311	1954		95.00	0.00	95.00
1955	01-Jul-54	30-Jun-55	HGE	38213	FTS 1481	1955		155.00	0.00	155.00
1956	01-Jul-55	30-Jun-56	HGE	38213	FTS 1644	1956		170.00	0.00	170.00
1957	01-Jul-56	30-Jun-57	HGE	38213	FTS 1980	1957			0.00	0.00
1958	01-Jul-57	30-Jun-58	HGE	38213	FTS CLVI 463	1958			0.00	0.00
1959	01-Jul-58	30-Jun-59	HGE	38213	HAN 72720	1959			0.00	0.00
1960	01-Jul-59	30-Jun-60	HGE	38213	HAN 75996	1960			0.00	0.00
1961	01-Jul-60	30-Jun-61	HGE	38213	HAN 79125	1961			0.00	0.00
1962	01-Jul-61	30-Jun-62	HGE	38213	HAN 82406	1962			0.00	0.00
1963	01-Jul-62	30-Jun-63	HGE	38213	HAN 85615	1963			0.00	0.00
1964	01-Jul-63	30-Jun-64	HGE	38213	HAN 88957	1964			0.00	0.00
1965	01-Jul-64	30-Jun-65	HZA	38213	HAN 92119	1965			0.00	0.00
FY 52 thru FY 65 Kilogram totals							0.00	616.00	0.00	616.00
FY 52 thru FY 65 MTU totals										0.616
IN-SCOPE KG TOTALS							0.0	616.0	0.0	616.0

APPENDIX B
Section 3 Supplemental Information

DOE/RL-2000-43

Table 3.3.2 FY 1952-65 HANFORD (GE Company) URANIUM SHIPMENTS TO OFFSITE LOCATIONS (Cont.)

						MINOR TIER 1 SITE				
						Miscellaneous Site 2				
FY	Date From	Date To	From RIS	Box#	Doc#	FY	Kg DU	Kg NU	Gm EU	Kg U Subtotal
1950	31-Dec-49	31-Dec-50	HGE	38213	FTS-670					
1951	31-Dec-50	30-Jun-51	HGE	38213	FTS-845					
1952	01-Jul-51	31-Dec-51	HGE	38213	FTS-864	1952		121.00	377.00	121.38
1952	01-Jan-52	30-Jun-52	HGE	38213	FTS 953	1952		623.00	0.00	623.00
1953	01-Jul-52	30-Jun-53	HGE	38213	FTS 1085	1953		697.00	0.00	697.00
1954	01-Jul-53	30-Jun-54	HGE	38213	FTS 1311	1954	392.00	1,037.00	1,433.00	1,430.43
1955	01-Jul-54	30-Jun-55	HGE	38213	FTS 1481	1955		179.00	29.00	179.03
1956	01-Jul-55	30-Jun-56	HGE	38213	FTS 1644	1956	21.00	260.00	89.00	281.09
1957	01-Jul-56	30-Jun-57	HGE	38213	FTS 1980	1957			67.00	0.07
1958	01-Jul-57	30-Jun-58	HGE	38213	FTS CLVI 463	1958			7.00	0.01
1959	01-Jul-58	30-Jun-59	HGE	38213	HAN 72720	1959			0.00	0.00
1960	01-Jul-59	30-Jun-60	HGE	38213	HAN 75996	1960			0.00	0.00
1961	01-Jul-60	30-Jun-61	HGE	38213	HAN 79125	1961	2.00		0.00	2.00
1962	01-Jul-61	30-Jun-62	HGE	38213	HAN 82406	1962			0.00	0.00
1963	01-Jul-62	30-Jun-63	HGE	38213	HAN 85615	1963			0.00	0.00
1964	01-Jul-63	30-Jun-64	HGE	38213	HAN 88957	1964			0.00	0.00
1965	01-Jul-64	30-Jun-65	HZA	38213	HAN 92119	1965			0.00	0.00
FY 52 thru FY 65 Kilogram totals							415.00	2,917.00	2,002.00	3,334.00
FY 52 thru FY 65 MTU totals										3.334
IN-SCOPE KG TOTALS							415.0	2,173.0	1,625.0	2,589.6

APPENDIX B

DOE/RL-2000-43

Section 3 Supplemental Information

Table 3.3.2 FY 1952-65 HANFORD (GE Company) URANIUM SHIPMENTS TO OFFSITE LOCATIONS (Cont.)

						MINOR TIER 1 SITE New Brunswick Lab Oak Ridge Operations NBL				
FY	Date From	Date To	From RIS	Box#	Doc#	FY	Kg DU	Kg NU	Gm EU	Kg U Subtotal
1950	31-Dec-49	31-Dec-50	HGE	38213	FTS-670					
1951	31-Dec-50	30-Jun-51	HGE	38213	FTS-845					
1952	01-Jul-51	31-Dec-51	HGE	38213	FTS-864	1952		1.00	0.00	1.00
1952	01-Jan-52	30-Jun-52	HGE	38213	FTS 953	1952		312.00	0.00	312.00
1953	01-Jul-52	30-Jun-53	HGE	38213	FTS 1085	1953			0.00	0.00
1954	01-Jul-53	30-Jun-54	HGE	38213	FTS 1311	1954			0.00	0.00
1955	01-Jul-54	30-Jun-55	HGE	38213	FTS 1481	1955			0.00	0.00
1956	01-Jul-55	30-Jun-56	HGE	38213	FTS 1644	1956			0.00	0.00
1957	01-Jul-56	30-Jun-57	HGE	38213	FTS 1980	1957	22.00		0.00	22.00
1958	01-Jul-57	30-Jun-58	HGE	38213	FTS CLVI 463	1958	28.00	1.00	0.00	29.00
1959	01-Jul-58	30-Jun-59	HGE	38213	HAN 72720	1959	27.00		0.00	27.00
1960	01-Jul-59	30-Jun-60	HGE	38213	HAN 75996	1960	18.00	1.00	0.00	19.00
1961	01-Jul-60	30-Jun-61	HGE	38213	HAN 79125	1961			0.00	0.00
1962	01-Jul-61	30-Jun-62	HGE	38213	HAN 82406	1962			0.00	0.00
1963	01-Jul-62	30-Jun-63	HGE	38213	HAN 85615	1963			136.00	0.14
1964	01-Jul-63	30-Jun-64	HGE	38213	HAN 88957	1964	1.00		109.00	1.11
1965	01-Jul-64	30-Jun-65	HZA	38213	HAN 92119	1965	1.00		979.00	1.98
FY 52 thru FY 65 Kilogram totals							97.00	315.00	1,224.00	413.22
FY 52 thru FY 65 MTU totals										0.413
IN-SCOPE KG TOTALS							97.0	2.0	1,224.0	100.2

APPENDIX B
Section 3 Supplemental Information

DOE/RL-2000-43

Table 3.3.2 FY 1952-65 HANFORD (GE Company) URANIUM SHIPMENTS TO OFFSITE LOCATIONS (Cont.)

						MAJOR TIER 1 SITE				
						National Lead of Ohio/Fernald				
						Oak Ridge Operations				
						NLO				
FY	Date From	Date To	From RIS	Box#	Doc#	FY	Kg DU	Kg NU	Gm EU	Kg U Subtotal
1950	31-Dec-49	31-Dec-50	HGE	38213	FTS-670					
1951	31-Dec-50	30-Jun-51	HGE	38213	FTS-845					
1952	01-Jul-51	31-Dec-51	HGE	38213	FTS-864	1952			0.00	0.00
1952	01-Jan-52	30-Jun-52	HGE	38213	FTS 953	1952			0.00	0.00
1953	01-Jul-52	30-Jun-53	HGE	38213	FTS 1085	1953	124.00		0.00	124.00
1954	01-Jul-53	30-Jun-54	HGE	38213	FTS 1311	1954			0.00	0.00
1955	01-Jul-54	30-Jun-55	HGE	38213	FTS 1481	1955		266,206.00	0.00	266,206.00
1956	01-Jul-55	30-Jun-56	HGE	38213	FTS 1644	1956		411,533.00	0.00	411,533.00
1957	01-Jul-56	30-Jun-57	HGE	38213	FTS 1980	1957		348,388.00	462,208.00	348,850.21
1958	01-Jul-57	30-Jun-58	HGE	38213	FTS CLVI 463	1958		359,711.00	5,497,057.00	365,208.06
1959	01-Jul-58	30-Jun-59	HGE	38213	HAN 72720	1959	1,363.00	489,893.00	17,736,122.00	508,992.12
1960	01-Jul-59	30-Jun-60	HGE	38213	HAN 75996	1960	18.00	362,114.00	20,546,711.00	382,678.71
1961	01-Jul-60	30-Jun-61	HGE	38213	HAN 79125	1961		283,949.00	49,937,914.00	333,886.91
1962	01-Jul-61	30-Jun-62	HGE	38213	HAN 82406	1962		144,415.00	284,990,701.00	429,405.70
1963	01-Jul-62	30-Jun-63	HGE	38213	HAN 85615	1963		227,797.00	1,215,954,820.00	1,443,751.82
1964	01-Jul-63	30-Jun-64	HGE	38213	HAN 88957	1964		241,931.00	1,269,135,177.00	1,511,066.18
1965	01-Jul-64	30-Jun-65	HZA	38213	HAN 92119	1965		89,293.00	1,946,833,080.00	2,036,126.08
FY 52 thru FY 65 Kilogram totals							1,505.00	3,225,230.00	4,811,093,790.00	8,037,828.79
FY 52 thru FY 65 MTU totals										8,037.829
IN-SCOPE KG TOTALS							1,505.0	3,225,230.0	4,811,093,790.0	8,037,828.8

APPENDIX B

DOE/RL-2000-43

Section 3 Supplemental Information

Table 3.3.2 FY 1952-65 HANFORD (GE Company) URANIUM SHIPMENTS TO OFFSITE LOCATIONS (Cont.)

						MAJOR TIER 1 SITE				
						Carbide & Carbon Chem Co.				
						Oak Ridge Y-12 & K-25 GDP				
						CYT & CCC				
FY	Date From	Date To	From RIS	Box#	Doc#	FY	Kg DU	Kg NU	Gm EU	Kg U Subtotal
1950	31-Dec-49	31-Dec-50	HGE	38213	FTS-670					
1951	31-Dec-50	30-Jun-51	HGE	38213	FTS-845					
1952	01-Jul-51	31-Dec-51	HGE	38213	FTS-864	1952	70	0	0	70.0
1952	01-Jan-52	30-Jun-52	HGE	38213	FTS 953	1952	154,394	16,238	0	170,632.0
1953	01-Jul-52	30-Jun-53	HGE	38213	FTS 1085	1953	557,145	46,405	21,356	603,571.4
1954	01-Jul-53	30-Jun-54	HGE	38213	FTS 1311	1954	1,147,291	28,508	289,605	1,176,088.6
1955	01-Jul-54	30-Jun-55	HGE	38213	FTS 1481	1955	498,888		519,689	499,407.7
1956	01-Jul-55	30-Jun-56	HGE	38213	FTS 1644	1956	289,124		69,259	289,193.3
1957	01-Jul-56	30-Jun-57	HGE	38213	FTS 1980	1957	98,083		680,000	98,763.0
1958	01-Jul-57	30-Jun-58	HGE	38213	FTS CLVI 463	1958	8,598	14	489,870	9,101.9
1959	01-Jul-58	30-Jun-59	HGE	38213	HAN 72720	1959	82		288,203,113	288,285.1
1960	01-Jul-59	30-Jun-60	HGE	38213	HAN 75996	1960	15		610,585,416	610,600.4
1961	01-Jul-60	30-Jun-61	HGE	38213	HAN 79125	1961			614,923,511	614,923.5
1962	01-Jul-61	30-Jun-62	HGE	38213	HAN 82406	1962			46,799,845	46,799.8
1963	01-Jul-62	30-Jun-63	HGE	38213	HAN 85615	1963			1,571,464	1,571.5
1964	01-Jul-63	30-Jun-64	HGE	38213	HAN 88957	1964			5,230	5.2
1965	01-Jul-64	30-Jun-65	HZA	38213	HAN 92119	1965			3,283	3.3
FY 52 thru FY 65 Kilogram totals							2,753,690	91,165	1,564,161,641	4,409,016.6
FY 52 thru FY 65 MTU totals							4,409.017			
IN-SCOPE KG TOTALS							2,753,620.0	74,927.0	1,564,161,641.0	4,392,708.6

APPENDIX B
Section 3 Supplemental Information

DOE/RL-2000-43

Table 3.3.2 FY 1952-65 HANFORD (GE Company) URANIUM SHIPMENTS TO OFFSITE LOCATIONS (Cont.)

						MAJOR TIER 1 SITE				
						Union Carbide of Kentucky-Paducah				
						Oak Ridge Operations				
						CKY				
FY	Date From	Date To	From RIS	Box#	Doc#	FY	Kg DU	Kg NU	Gm EU	Kg U Subtotal
1950	31-Dec-49	31-Dec-50	HGE	38213	FTS-670					
1951	31-Dec-50	30-Jun-51	HGE	38213	FTS-845					
1952	01-Jul-51	31-Dec-51	HGE	38213	FTS-864	1952			0.00	0.00
1952	01-Jan-52	30-Jun-52	HGE	38213	FTS 953	1952			0.00	0.00
1953	01-Jul-52	30-Jun-53	HGE	38213	FTS 1085	1953			0.00	0.00
1954	01-Jul-53	30-Jun-54	HGE	38213	FTS 1311	1954	2,233,024.00		0.00	2,233,024.00
1955	01-Jul-54	30-Jun-55	HGE	38213	FTS 1481	1955	2,586,213.00		496,031.00	2,586,709.03
1956	01-Jul-55	30-Jun-56	HGE	38213	FTS 1644	1956	4,105,038.00		0.00	4,105,038.00
1957	01-Jul-56	30-Jun-57	HGE	38213	FTS 1980	1957	5,385,900.00		11,564.00	5,385,911.56
1958	01-Jul-57	30-Jun-58	HGE	38213	FTS CLVI 463	1959	6,056,423.00		0.00	6,056,423.00
1959	01-Jul-58	30-Jun-59	HGE	38213	HAN 72720	1959	5,202,424.00		0.00	5,202,424.00
1960	01-Jul-59	30-Jun-60	HGE	38213	HAN 75996	1960	5,148,061.00		0.00	5,148,061.00
1961	01-Jul-60	30-Jun-61	HGE	38213	HAN 79125	1961	6,093,776.00		0.00	6,093,776.00
1962	01-Jul-61	30-Jun-62	HGE	38213	HAN 82406	1962	4,576,354.00		915,461,646.00	5,491,815.65
1963	01-Jul-62	30-Jun-63	HGE	38213	HAN 85615	1963	5,771,936.00		0.00	5,771,936.00
1964	01-Jul-63	30-Jun-64	HGE	38213	HAN 88957	1964	4,087,367.00		0.00	4,087,367.00
1965	01-Jul-64	30-Jun-65	HZA	38213	HAN 92119	1965			0.00	0.00
FY 52 thru FY 65 Kilogram totals							51,246,516.00	0.00	915,969,241.00	52,162,485.24
FY 52 thru FY 65 MTU totals										52,162.485
IN-SCOPE KG TOTALS							51,246,516.0	0.0	915,969,241.0	52,162,485.2

APPENDIX B
Section 3 Supplemental Information

DOE/RL-2000-43

Table 3.3.2 FY 1952-65 HANFORD (GE Company) URANIUM SHIPMENTS TO OFFSITE LOCATIONS (Cont.)

						MINOR TIER 1 SITE				
						Oak Ridge National Lab				
						Oak Ridge Operations				
						ORNL				
FY	Date From	Date To	From RIS	Box#	Doc#	FY	Kg DU	Kg NU	Gm EU	Kg U Subtotal
1950	31-Dec-49	31-Dec-50	HGE	38213	FTS-670					
1951	31-Dec-50	30-Jun-51	HGE	38213	FTS-845					
1952	01-Jul-51	31-Dec-51	HGE	38213	FTS-864	1952		1,693.00	0.00	1,693.00
1952	01-Jan-52	30-Jun-52	HGE	38213	FTS 953	1952			0.00	0.00
1953	01-Jul-52	30-Jun-53	HGE	38213	FTS 1085	1953	3,989.00		0.00	3,989.00
1954	01-Jul-53	30-Jun-54	HGE	38213	FTS 1311	1954	1,953.00	21.00	0.00	1,974.00
1955	01-Jul-54	30-Jun-55	HGE	38213	FTS 1481	1955	1,206.00		0.00	1,206.00
1956	01-Jul-55	30-Jun-56	HGE	38213	FTS 1644	1956	1,520.00	57.00	0.00	1,577.00
1957	01-Jul-56	30-Jun-57	HGE	38213	FTS 1980	1957	742.00	90.00	439.00	832.44
1958	01-Jul-57	30-Jun-58	HGE	38213	FTS CLVI 463	1958	68.00		180,134.00	248.13
1959	01-Jul-58	30-Jun-59	HGE	38213	HAN 72720	1959	24.00	182.00	921,808.00	1,127.81
1960	01-Jul-59	30-Jun-60	HGE	38213	HAN 75996	1960	6,103.00	14.00	1.00	6,117.00
1961	01-Jul-60	30-Jun-61	HGE	38213	HAN 79125	1961			385,642.00	385.64
1962	01-Jul-61	30-Jun-62	HGE	38213	HAN 82406	1962			115,534.00	115.53
1963	01-Jul-62	30-Jun-63	HGE	38213	HAN 85615	1963			0.00	0.00
1964	01-Jul-63	30-Jun-64	HGE	38213	HAN 88957	1964			170,921.00	170.92
1965	01-Jul-64	30-Jun-65	HZA	38213	HAN 92119	1965			0.00	0.00
FY 52 thru FY 65 Kilogram totals							15,605.00	2,057.00	1,774,479.00	19,436.48
FY 52 thru FY 65 MTU totals										19.436
IN-SCOPE KG TOTALS							15,605.0	364.0	1,774,479.0	17,743.5

APPENDIX B
Section 3 Supplemental Information

DOE/RL-2000-43

Table 3.3.2 FY 1952-65 HANFORD (GE Company) URANIUM SHIPMENTS TO OFFSITE LOCATIONS (Cont.)

						MINOR TIER 1 SITE Tonawanda Sub-Office New York Ops TOA				
FY	Date From	Date To	From	Box#	Doc#	FY	Kg DU	Kg NU	Gm EU	Kg U
1950	31-Dec-49	31-Dec-50	HGE	38213	FTS-670					
1951	31-Dec-50	30-Jun-51	HGE	38213	FTS-845					
1952	01-Jul-51	31-Dec-51	HGE	38213	FTS-864	1952		295	0.00	295.00
1952	01-Jan-52	30-Jun-52	HGE	38213	FTS 953	1952		670	0.00	670.00
1953	01-Jul-52	30-Jun-53	HGE	38213	FTS 1085	1953			0.00	0.00
1954	01-Jul-53	30-Jun-54	HGE	38213	FTS 1311	1954			0.00	0.00
1955	01-Jul-54	30-Jun-55	HGE	38213	FTS 1481	1955			0.00	0.00
1956	01-Jul-55	30-Jun-56	HGE	38213	FTS 1644	1956			0.00	0.00
1957	01-Jul-56	30-Jun-57	HGE	38213	FTS 1980	1957			0.00	0.00
1958	01-Jul-57	30-Jun-58	HGE	38213	FTS CLVI 463	1958			0.00	0.00
1959	01-Jul-58	30-Jun-59	HGE	38213	HAN 72720	1959			0.00	0.00
1960	01-Jul-59	30-Jun-60	HGE	38213	HAN 75996	1960			0.00	0.00
1961	01-Jul-60	30-Jun-61	HGE	38213	HAN 79125	1961			0.00	0.00
1962	01-Jul-61	30-Jun-62	HGE	38213	HAN 82406	1962			0.00	0.00
1963	01-Jul-62	30-Jun-63	HGE	38213	HAN 85615	1963			0.00	0.00
1964	01-Jul-63	30-Jun-64	HGE	38213	HAN 88957	1964			0.00	0.00
1965	01-Jul-64	30-Jun-65	HZA	38213	HAN 92119	1965			0.00	0.00
FY 52 thru FY 65 Kilogram totals							0.00	965.00	0.00	965.00
FY 52 thru FY 65 MTU totals										0.965
IN-SCOPE KG TOTALS							0.0	0.0	0.0	0.0

APPENDIX B
Section 3 Supplemental Information

DOE/RL-2000-43

Table 3.3.2 FY 1952-65 HANFORD (GE Company) URANIUM SHIPMENTS TO OFFSITE LOCATIONS (Cont.)

						MINOR TIER 1 SITE				
						Sylvania Elec. Products				
						New York Ops				
FY	Date From	Date To	From RIS	Box#	Doc#	FY	Kg DU	Kg NU	Gm EU	Kg U Subtotal
1950	31-Dec-49	31-Dec-50	HGE	38213	FTS-670					
1951	31-Dec-50	30-Jun-51	HGE	38213	FTS-845					
1952	01-Jul-51	31-Dec-51	HGE	38213	FTS-864	1952		16.00	0.00	16.00
1952	01-Jan-52	30-Jun-52	HGE	38213	FTS 953	1952		234.00	0.00	234.00
1953	01-Jul-52	30-Jun-53	HGE	38213	FTS 1085	1953		774.00	0.00	774.00
1954	01-Jul-53	30-Jun-54	HGE	38213	FTS 1311	1954		196.00	0.00	196.00
1955	01-Jul-54	30-Jun-55	HGE	38213	FTS 1481	1955			0.00	0.00
1956	01-Jul-55	30-Jun-56	HGE	38213	FTS 1644	1956			0.00	0.00
1957	01-Jul-56	30-Jun-57	HGE	38213	FTS 1980	1957			0.00	0.00
1958	01-Jul-57	30-Jun-58	HGE	38213	FTS CLVI 463	1958			0.00	0.00
1959	01-Jul-58	30-Jun-59	HGE	38213	HAN 72720	1959			0.00	0.00
1960	01-Jul-59	30-Jun-60	HGE	38213	HAN 75996	1960			0.00	0.00
1961	01-Jul-60	30-Jun-61	HGE	38213	HAN 79125	1961			0.00	0.00
1962	01-Jul-61	30-Jun-62	HGE	38213	HAN 82406	1962			0.00	0.00
1963	01-Jul-62	30-Jun-63	HGE	38213	HAN 85615	1963			0.00	0.00
1964	01-Jul-63	30-Jun-64	HGE	38213	HAN 88957	1964			0.00	0.00
1965	01-Jul-64	30-Jun-65	HZA	38213	HAN 92119	1965			0.00	0.00
FY 52 thru FY 65 Kilogram totals							0.00	1,220.00	0.00	1,220.00
FY 52 thru FY 65 MTU totals										1.220
IN-SCOPE KG TOTALS							0.0	970.0	0.0	970.0

APPENDIX B
Section 3 Supplemental Information

DOE/RL-2000-43

Table 3.3.2 FY 1952-65 HANFORD (GE Company) URANIUM SHIPMENTS TO OFFSITE LOCATIONS (Cont.)

						MINOR TIER 1 SITE				
						San Francisco Operations				
						North Amer Aviation (DNA),				
						Oregon Metallurgical				
FY	Date From	Date To	From RIS	Box#	Doc#	FY	Kg DU	Kg NU	Gm EU	Kg U Subtotal
1950	31-Dec-49	31-Dec-50	HGE	38213	FTS-670					
1951	31-Dec-50	30-Jun-51	HGE	38213	FTS-845					
1952	01-Jul-51	31-Dec-51	HGE	38213	FTS-864	1952			0.00	0.00
1952	01-Jan-52	30-Jun-52	HGE	38213	FTS 953	1952			0.00	0.00
1953	01-Jul-52	30-Jun-53	HGE	38213	FTS 1085	1953	14.00	37.00	0.00	51.00
1954	01-Jul-53	30-Jun-54	HGE	38213	FTS 1311	1954			3.00	0.00
1955	01-Jul-54	30-Jun-55	HGE	38213	FTS 1481	1955		54.00	0.00	54.00
1956	01-Jul-55	30-Jun-56	HGE	38213	FTS 1644	1956	22.00	35.00	0.00	57.00
1957	01-Jul-56	30-Jun-57	HGE	38213	FTS 1980	1957		54.00	0.00	54.00
1958	01-Jul-57	30-Jun-58	HGE	38213	FTS CLVI 463	1958	21.00	228.00	0.00	249.00
1959	01-Jul-58	30-Jun-59	HGE	38213	HAN 72720	1959	1.00	1,183.00	11,362.00	1,195.36
1960	01-Jul-59	30-Jun-60	HGE	38213	HAN 75996	1960	2.00	5,025.00	290,491.00	5,317.49
1961	01-Jul-60	30-Jun-61	HGE	38213	HAN 79125	1961		806.00	10,864.00	816.86
1962	01-Jul-61	30-Jun-62	HGE	38213	HAN 82406	1962		4.00	1,173.00	5.17
1963	01-Jul-62	30-Jun-63	HGE	38213	HAN 85615	1963		13.00	3,983.00	16.98
1964	01-Jul-63	30-Jun-64	HGE	38213	HAN 88957	1964			0.00	0.00
1965	01-Jul-64	30-Jun-65	HZA	38213	HAN 92119	1965			1.00	0.00
FY 52 thru FY 65 Kilogram totals							60.00	7,439.00	317,877.00	7,816.88
FY 52 thru FY 65 MTU totals										7.817
IN-SCOPE KG TOTALS							60.0	7,439.0	317,877.0	7,816.9

APPENDIX B
Section 3 Supplemental Information

DOE/RL-2000-43

Table 3.3.2 FY 1952-65 HANFORD (GE Company) URANIUM SHIPMENTS TO OFFSITE LOCATIONS (Cont.)

						MINOR TIER 1 SITE				
						Bridgeport Brass Co.				
						NY Ops then under ORO				
FY	Date From	Date To	From RIS	Box#	Doc#	FY	Kg DU	Kg NU	Gm EU	Kg U Subtotal
1950	31-Dec-49	31-Dec-50	HGE	38213	FTS-670					
1951	31-Dec-50	30-Jun-51	HGE	38213	FTS-845					
1952	01-Jul-51	31-Dec-51	HGE	38213	FTS-864	1952			0.00	0.00
1952	01-Jan-52	30-Jun-52	HGE	38213	FTS 953	1952			0.00	0.00
1953	01-Jul-52	30-Jun-53	HGE	38213	FTS 1085	1953			0.00	0.00
1954	01-Jul-53	30-Jun-54	HGE	38213	FTS 1311	1954			0.00	0.00
1955	01-Jul-54	30-Jun-55	HGE	38213	FTS 1481	1955			0.00	0.00
1956	01-Jul-55	30-Jun-56	HGE	38213	FTS 1644	1956		87.00	0.00	87.00
1957	01-Jul-56	30-Jun-57	HGE	38213	FTS 1980	1957			0.00	0.00
1958	01-Jul-57	30-Jun-58	HGE	38213	FTS CLVI 463	1958			0.00	0.00
1959	01-Jul-58	30-Jun-59	HGE	38213	HAN 72720	1959		2,096.00	0.00	2,096.00
1960	01-Jul-59	30-Jun-60	HGE	38213	HAN 75996	1960		1,542.00	0.00	1,542.00
1961	01-Jul-60	30-Jun-61	HGE	38213	HAN 79125	1961			0.00	0.00
1962	01-Jul-61	30-Jun-62	HGE	38213	HAN 82406	1962			0.00	0.00
1963	01-Jul-62	30-Jun-63	HGE	38213	HAN 85615	1963			0.00	0.00
1964	01-Jul-63	30-Jun-64	HGE	38213	HAN 88957	1964			0.00	0.00
1965	01-Jul-64	30-Jun-65	HZA	38213	HAN 92119	1965			0.00	0.00
FY 52 thru FY 65 Kilogram totals							0.00	3,725.00	0.00	3,725.00
FY 52 thru FY 65 MTU totals										3.725
IN-SCOPE KG TOTALS							0.0	3,725.0	0.0	3,725.0

APPENDIX B
Section 3 Supplemental Information

DOE/RL-2000-43

Table 3.3.2 FY 1952-65 HANFORD (GE Company) URANIUM SHIPMENTS TO OFFSITE LOCATIONS (Cont.)

						MINOR TIER 1 SITE				
						Savannah River (SR)				
						DuPont				
						Sylvania Elec, Sylvania Corning Nuc Co.				
FY	Date From	Date To	From RIS	Box#	Doc#	FY	Kg DU	Kg NU	Gm EU	Kg U Subtotal
1950	31-Dec-49	31-Dec-50	HGE	38213	FTS-670					
1951	31-Dec-50	30-Jun-51	HGE	38213	FTS-845					
1952	01-Jul-51	31-Dec-51	HGE	38213	FTS-864	1952		185.00	0.00	185.00
1952	01-Jan-52	30-Jun-52	HGE	38213	FTS 953	1952		11.00	0.00	11.00
1953	01-Jul-52	30-Jun-53	HGE	38213	FTS 1085	1953		21.00	0.00	21.00
1954	01-Jul-53	30-Jun-54	HGE	38213	FTS 1311	1954			0.00	0.00
1955	01-Jul-54	30-Jun-55	HGE	38213	FTS 1481	1955		1,207.00	0.00	1,207.00
1956	01-Jul-55	30-Jun-56	HGE	38213	FTS 1644	1956		104.00	0.00	104.00
1957	01-Jul-56	30-Jun-57	HGE	38213	FTS 1980	1957		297.00	0.00	297.00
1958	01-Jul-57	30-Jun-58	HGE	38213	FTS CLVI 463	1958		943.00	0.00	943.00
1959	01-Jul-58	30-Jun-59	HGE	38213	HAN 72720	1959		318.00	0.00	318.00
1960	01-Jul-59	30-Jun-60	HGE	38213	HAN 75996	1960		59.00	0.00	59.00
1961	01-Jul-60	30-Jun-61	HGE	38213	HAN 79125	1961		4,248.00	0.00	4,248.00
1962	01-Jul-61	30-Jun-62	HGE	38213	HAN 82406	1962		46.00	0.00	46.00
1963	01-Jul-62	30-Jun-63	HGE	38213	HAN 85615	1963		34.00	20,226.00	54.23
1964	01-Jul-63	30-Jun-64	HGE	38213	HAN 88957	1964			0.00	0.00
1965	01-Jul-64	30-Jun-65	HZA	38213	HAN 92119	1965			0.00	0.00
FY 52 thru FY 65 Kilogram totals							0.00	7,473.00	20,226.00	7,493.23
FY 52 thru FY 65 MTU totals										7.493
IN-SCOPE KG TOTALS							0.0	7,277.0	20,226.0	7,297.2

APPENDIX B
Section 3 Supplemental Information

DOE/RL-2000-43

Table 3.3.2 FY 1952-65 HANFORD (GE Company) URANIUM SHIPMENTS TO OFFSITE LOCATIONS (Cont.)

						MINOR TIER 1 SITE				
						Idaho Operations				
						Phillips Petroleum Co. (MTI),				
						AEC Health Physics Div				
FY	Date From	Date To	From	Box#	Doc#	FY	Kg DU	Kg NU	Gm EU	Kg U
1950	31-Dec-49	31-Dec-50	HGE	38213	FTS-670					
1951	31-Dec-50	30-Jun-51	HGE	38213	FTS-845					
1952	01-Jul-51	31-Dec-51	HGE	38213	FTS-864	1952				
1952	01-Jan-52	30-Jun-52	HGE	38213	FTS 953	1952				
1953	01-Jul-52	30-Jun-53	HGE	38213	FTS 1085	1953				
1954	01-Jul-53	30-Jun-54	HGE	38213	FTS 1311	1954				
1955	01-Jul-54	30-Jun-55	HGE	38213	FTS 1481	1955				
1956	01-Jul-55	30-Jun-56	HGE	38213	FTS 1644	1956				
1957	01-Jul-56	30-Jun-57	HGE	38213	FTS 1980	1957				
1958	01-Jul-57	30-Jun-58	HGE	38213	FTS CLVI	1958				
1959	01-Jul-58	30-Jun-59	HGE	38213	HAN 72720	1959				
1960	01-Jul-59	30-Jun-60	HGE	38213	HAN 75996	1960				
1961	01-Jul-60	30-Jun-61	HGE	38213	HAN 79125	1961				
1962	01-Jul-61	30-Jun-62	HGE	38213	HAN 82406	1962				
1963	01-Jul-62	30-Jun-63	HGE	38213	HAN 85615	1963				
1964	01-Jul-63	30-Jun-64	HGE	38213	HAN 88957	1964				
1965	01-Jul-64	30-Jun-65	HZA	38213	HAN 92119	1965				
FY 52 thru FY 65 Kilogram totals										
FY 52 thru FY 65 MTU totals										
IN-SCOPE KG TOTALS										

(Out of Scope)

APPENDIX B

DOE/RL-2000-43

Section 3 Supplemental Information

Table 3.3.2 FY 1952-65 HANFORD (GE Company) URANIUM SHIPMENTS TO OFFSITE LOCATIONS (Cont.)

							MINOR TIER 1 SITE			
							Idaho Operations			
							American Cyanamid Co.			
FY	Date From	Date To	From RIS	Box#	Doc#	FY	Kg DU	Kg NU	Gm EU	Kg U Subtotal
1950	31-Dec-49	31-Dec-50	HGE	38213	FTS-670					
1951	31-Dec-50	30-Jun-51	HGE	38213	FTS-845					
1952	01-Jul-51	31-Dec-51	HGE	38213	FTS-864	1952				
1952	01-Jan-52	30-Jun-52	HGE	38213	FTS 953	1952				
1953	01-Jul-52	30-Jun-53	HGE	38213	FTS 1085	1953				
1954	01-Jul-53	30-Jun-54	HGE	38213	FTS 1311	1954				
1955	01-Jul-54	30-Jun-55	HGE	38213	FTS 1481	1955				
1956	01-Jul-55	30-Jun-56	HGE	38213	FTS 1644	1956				
1957	01-Jul-56	30-Jun-57	HGE	38213	FTS 1980	1957				
1958	01-Jul-57	30-Jun-58	HGE	38213	FTS CLVI 463	1958				
1959	01-Jul-58	30-Jun-59	HGE	38213	HAN 72720	1959				
1960	01-Jul-59	30-Jun-60	HGE	38213	HAN 75996	1960				
1961	01-Jul-60	30-Jun-61	HGE	38213	HAN 79125	1961				
1962	01-Jul-61	30-Jun-62	HGE	38213	HAN 82406	1962				
1963	01-Jul-62	30-Jun-63	HGE	38213	HAN 85615	1963				
1964	01-Jul-63	30-Jun-64	HGE	38213	HAN 88957	1964				
1965	01-Jul-64	30-Jun-65	HZA	38213	HAN 92119	1965				
FY 52 thru FY 65 Kilogram totals										
FY 52 thru FY 65 MTU totals										
IN-SCOPE KG TOTALS										

(Out of Scope)

APPENDIX B
Section 3 Supplemental Information

DOE/RL-2000-43

Table 3.3.2 FY 1952-65 HANFORD (GE Company) URANIUM SHIPMENTS TO OFFSITE LOCATIONS (Cont.)

						MINOR TIER 1 SITE				
						Sante Fe/Albuquerque Ops				
FY	Date From	Date To	From RIS	Box#	Doc#	FY	Kg DU	Kg NU	Gm EU	Kg U Subtotal
1950	31-Dec-49	31-Dec-50	HGE	38213	FTS-670					
1951	31-Dec-50	30-Jun-51	HGE	38213	FTS-845					
1952	01-Jul-51	31-Dec-51	HGE	38213	FTS-864	1952			0.00	0.00
1952	01-Jan-52	30-Jun-52	HGE	38213	FTS 953	1952			0.00	0.00
1953	01-Jul-52	30-Jun-53	HGE	38213	FTS 1085	1953		11,420.00	0.00	11,420.00
1954	01-Jul-53	30-Jun-54	HGE	38213	FTS 1311	1954		4,611.00	0.00	4,611.00
1955	01-Jul-54	30-Jun-55	HGE	38213	FTS 1481	1955			0.00	0.00
1956	01-Jul-55	30-Jun-56	HGE	38213	FTS 1644	1956			0.00	0.00
1957	01-Jul-56	30-Jun-57	HGE	38213	FTS 1980	1957			0.00	0.00
1958	01-Jul-57	30-Jun-58	HGE	38213	FTS CLVI 463	1958			0.00	0.00
1959	01-Jul-58	30-Jun-59	HGE	38213	HAN 72720	1959	2.00		0.00	2.00
1960	01-Jul-59	30-Jun-60	HGE	38213	HAN 75996	1960			0.00	0.00
1961	01-Jul-60	30-Jun-61	HGE	38213	HAN 79125	1961			0.00	0.00
1962	01-Jul-61	30-Jun-62	HGE	38213	HAN 82406	1962			0.00	0.00
1963	01-Jul-62	30-Jun-63	HGE	38213	HAN 85615	1963			0.00	0.00
1964	01-Jul-63	30-Jun-64	HGE	38213	HAN 88957	1964			0.00	0.00
1965	01-Jul-64	30-Jun-65	HZA	38213	HAN 92119	1965	4.00		0.00	4.00
FY 52 thru FY 65 Kilogram totals							6.00	16,031.00	0.00	16,037.00
FY 52 thru FY 65 MTU totals										16.037
IN-SCOPE KG TOTALS							6.0	16,031.0	0.0	16,037.0

APPENDIX B
Section 3 Supplemental Information

DOE/RL-2000-43

Table 3.3.2 FY 1952-65 HANFORD (GE Company) URANIUM SHIPMENTS TO OFFSITE LOCATIONS (Cont.)

						MINOR TIER 1 SITE				
						Division of International Affairs				
FY	Date From	Date To	From RIS	Box#	Doc#	FY	Kg DU	Kg NU	Gm EU	Kg U Subtotal
1950	31-Dec-49	31-Dec-50	HGE	38213	FTS-670					
1951	31-Dec-50	30-Jun-51	HGE	38213	FTS-845					
1952	01-Jul-51	31-Dec-51	HGE	38213	FTS-864	1952			0.00	0.00
1952	01-Jan-52	30-Jun-52	HGE	38213	FTS 953	1952			0.00	0.00
1953	01-Jul-52	30-Jun-53	HGE	38213	FTS 1085	1953			0.00	0.00
1954	01-Jul-53	30-Jun-54	HGE	38213	FTS 1311	1954			0.00	0.00
1955	01-Jul-54	30-Jun-55	HGE	38213	FTS 1481	1955			0.00	0.00
1956	01-Jul-55	30-Jun-56	HGE	38213	FTS 1644	1956			0.00	0.00
1957	01-Jul-56	30-Jun-57	HGE	38213	FTS 1980	1957			0.00	0.00
1958	01-Jul-57	30-Jun-58	HGE	38213	FTS CLVI 463	1958			0.00	0.00
1959	01-Jul-58	30-Jun-59	HGE	38213	HAN 72720	1959			0.00	0.00
1960	01-Jul-59	30-Jun-60	HGE	38213	HAN 75996	1960			0.00	0.00
1961	01-Jul-60	30-Jun-61	HGE	38213	HAN 79125	1961			0.00	0.00
1962	01-Jul-61	30-Jun-62	HGE	38213	HAN 82406	1962			0.00	0.00
1963	01-Jul-62	30-Jun-63	HGE	38213	HAN 85615	1963			0.00	0.00
1964	01-Jul-63	30-Jun-64	HGE	38213	HAN 88957	1964		27.00	59.00	27.06
1965	01-Jul-64	30-Jun-65	HZA	38213	HAN 92119	1965			0.00	0.00
FY 52 thru FY 65 Kilogram totals							0.00	27.00	59.00	27.06
FY 52 thru FY 65 MTU totals										0.027
IN-SCOPE KG TOTALS							0.0	27.0	59.0	27.1

APPENDIX B
Section 3 Supplemental Information

DOE/RL-2000-43

Table 3.3.2 FY 1952-65 HANFORD (GE Company) URANIUM SHIPMENTS TO OFFSITE LOCATIONS (Cont.)

						MINOR TIER 1 SITE				
						Miscellaneous Site 1				
FY	Date From	Date To	From RIS	Box#	Doc#	FY	Kg DU	Kg NU	Gm EU	Kg U Subtotal
1950	31-Dec-49	31-Dec-50	HGE	38213	FTS-670					
1951	31-Dec-50	30-Jun-51	HGE	38213	FTS-845					
1952	01-Jul-51	31-Dec-51	HGE	38213	FTS-864	1952			0.00	0.00
1952	01-Jan-52	30-Jun-52	HGE	38213	FTS 953	1952			0.00	0.00
1953	01-Jul-52	30-Jun-53	HGE	38213	FTS 1085	1953			0.00	0.00
1954	01-Jul-53	30-Jun-54	HGE	38213	FTS 1311	1954			0.00	0.00
1955	01-Jul-54	30-Jun-55	HGE	38213	FTS 1481	1955			0.00	0.00
1956	01-Jul-55	30-Jun-56	HGE	38213	FTS 1644	1956			0.00	0.00
1957	01-Jul-56	30-Jun-57	HGE	38213	FTS 1980	1957			0.00	0.00
1958	01-Jul-57	30-Jun-58	HGE	38213	FTS CLVI 463	1958			0.00	0.00
1959	01-Jul-58	30-Jun-59	HGE	38213	HAN 72720	1959		6.00	4,137.00	10.14
1960	01-Jul-59	30-Jun-60	HGE	38213	HAN 75996	1960		5.00	1,462.00	6.46
1961	01-Jul-60	30-Jun-61	HGE	38213	HAN 79125	1961	1.00	1.00	1,402.00	3.40
1962	01-Jul-61	30-Jun-62	HGE	38213	HAN 82406	1962			16.00	0.02
1963	01-Jul-62	30-Jun-63	HGE	38213	HAN 85615	1963			0.00	0.00
1964	01-Jul-63	30-Jun-64	HGE	38213	HAN 88957	1964			0.00	0.00
1965	01-Jul-64	30-Jun-65	HZA	38213	HAN 92119	1965			0.00	0.00
FY 52 thru FY 65 Kilogram totals							1.00	12.00	7,017.00	20.02
FY 52 thru FY 65 MTU totals										0.020
IN-SCOPE KG TOTALS							1.0	12.0	7,017.0	20.0

APPENDIX B
Section 3 Supplemental Information

DOE/RL-2000-43

Table 3.3.2 FY 1952-65 HANFORD (GE Company) URANIUM SHIPMENTS TO OFFSITE LOCATIONS (Cont.)

						MINOR TIER 1 SITE				
						Materials Leasing Office				
						Leases to Licensees				
						Division of Licensing & Regulations				
FY	Date From	Date To	From RIS	Box#	Doc#	FY	Kg DU	Kg NU	Gm EU	Kg U Subtotal
1950	31-Dec-49	31-Dec-50	HGE	38213	FTS-670					
1951	31-Dec-50	30-Jun-51	HGE	38213	FTS-845					
1952	01-Jul-51	31-Dec-51	HGE	38213	FTS-864	1952			0.00	0.00
1952	01-Jan-52	30-Jun-52	HGE	38213	FTS 953	1952			0.00	0.00
1953	01-Jul-52	30-Jun-53	HGE	38213	FTS 1085	1953			0.00	0.00
1954	01-Jul-53	30-Jun-54	HGE	38213	FTS 1311	1954			0.00	0.00
1955	01-Jul-54	30-Jun-55	HGE	38213	FTS 1481	1955			0.00	0.00
1956	01-Jul-55	30-Jun-56	HGE	38213	FTS 1644	1956			0.00	0.00
1957	01-Jul-56	30-Jun-57	HGE	38213	FTS 1980	1957			0.00	0.00
1958	01-Jul-57	30-Jun-58	HGE	38213	FTS CLVI 463	1958		7,369.00	4,586.00	7,373.59
1959	01-Jul-58	30-Jun-59	HGE	38213	HAN 72720	1959		2,519.00	-4,586.00	2,514.41
1960	01-Jul-59	30-Jun-60	HGE	38213	HAN 75996	1960			0.00	0.00
1961	01-Jul-60	30-Jun-61	HGE	38213	HAN 79125	1961			0.00	0.00
1962	01-Jul-61	30-Jun-62	HGE	38213	HAN 82406	1962			0.00	0.00
1963	01-Jul-62	30-Jun-63	HGE	38213	HAN 85615	1963			2,194,696.00	2,194.70
1964	01-Jul-63	30-Jun-64	HGE	38213	HAN 88957	1964	6.00		0.00	6.00
1965	01-Jul-64	30-Jun-65	HZA	38213	HAN 92119	1965			0.00	0.00
FY 52 thru FY 65 Kilogram totals							6.00	9,888.00	2,194,696.00	12,088.70
FY 52 thru FY 65 MTU totals										12.089
IN-SCOPE KG TOTALS							6.0	9,888.0	2,194,696.0	12,088.7

APPENDIX B
Section 3 Supplemental Information

DOE/RL-2000-43

Table 3.3.2 FY 1952-65 HANFORD (GE Company) URANIUM SHIPMENTS TO OFFSITE LOCATIONS (Cont.)

						MINOR TIER 1 SITE				
						United Nuclear Corp Chem Division				
						Oak Ridge				
FY	Date From	Date To	From	Box #	Doc#	FY	Kg DU	Kg NU	Kg EU	Kg U
1950	31-Dec-49	31-Dec-50	HGE	38213	FTS-670					
1951	31-Dec-50	30-Jun-51	HGE	38213	FTS-845					
1952	01-Jul-51	31-Dec-51	HGE	38213	FTS-864	1952			0.00	0.00
1952	01-Jan-52	30-Jun-52	HGE	38213	FTS 953	1952			0.00	0.00
1953	01-Jul-52	30-Jun-53	HGE	38213	FTS 1085	1953			0.00	0.00
1954	01-Jul-53	30-Jun-54	HGE	38213	FTS 1311	1954			0.00	0.00
1955	01-Jul-54	30-Jun-55	HGE	38213	FTS 1481	1955			0.00	0.00
1956	01-Jul-55	30-Jun-56	HGE	38213	FTS 1644	1956			0.00	0.00
1957	01-Jul-56	30-Jun-57	HGE	38213	FTS 1980	1957			0.00	0.00
1958	01-Jul-57	30-Jun-58	HGE	38213	FTS CLVI 463	1958			0.00	0.00
1959	01-Jul-58	30-Jun-59	HGE	38213	HAN 72720	1959			0.00	0.00
1960	01-Jul-59	30-Jun-60	HGE	38213	HAN 75996	1960			0.00	0.00
1961	01-Jul-60	30-Jun-61	HGE	38213	HAN 79125	1961			0.00	0.00
1962	01-Jul-61	30-Jun-62	HGE	38213	HAN 82406	1962			0.00	0.00
1963	01-Jul-62	30-Jun-63	HGE	38213	HAN 85615	1963			0.00	0.00
1964	01-Jul-63	30-Jun-64	HGE	38213	HAN 88957	1964		564.00	0.00	564.00
1965	01-Jul-64	30-Jun-65	HZA	38213	HAN 92119	1965			0.00	0.00
FY 52 thru FY 65 Kilogram totals							0.00	564.00	0.00	564.00
FY 52 thru FY 65 MTU totals										0.564
IN-SCOPE KG TOTALS							0.0	564.0	0.0	564.0

APPENDIX B
Section 3 Supplemental Information

DOE/RL-2000-43

Table 3.3.2 FY 1952-65 HANFORD (GE Company) URANIUM SHIPMENTS TO OFFSITE LOCATIONS (Cont.)

						MINOR TIER 1 SITE				
						Kerr-McGee Oil Industrial				
						Oak Ridge				
FY	Date	Date To	From	Box#	Doc#	FY	Kg DU	Kg NU	Gm EU	Kg U
1950	31-Dec-49	31-Dec-50	HGE	38213	FTS-670					
1951	31-Dec-50	30-Jun-51	HGE	38213	FTS-845					
1952	01-Jul-51	31-Dec-51	HGE	38213	FTS-864	1952			0.00	0.00
1952	01-Jan-52	30-Jun-52	HGE	38213	FTS 953	1952			0.00	0.00
1953	01-Jul-52	30-Jun-53	HGE	38213	FTS 1085	1953			0.00	0.00
1954	01-Jul-53	30-Jun-54	HGE	38213	FTS 1311	1954			0.00	0.00
1955	01-Jul-54	30-Jun-55	HGE	38213	FTS 1481	1955			0.00	0.00
1956	01-Jul-55	30-Jun-56	HGE	38213	FTS 1644	1956			0.00	0.00
1957	01-Jul-56	30-Jun-57	HGE	38213	FTS 1980	1957			0.00	0.00
1958	01-Jul-57	30-Jun-58	HGE	38213	FTS CLVI 463	1958			0.00	0.00
1959	01-Jul-58	30-Jun-59	HGE	38213	HAN 72720	1959			0.00	0.00
1960	01-Jul-59	30-Jun-60	HGE	38213	HAN 75996	1960			0.00	0.00
1961	01-Jul-60	30-Jun-61	HGE	38213	HAN 79125	1961			0.00	0.00
1962	01-Jul-61	30-Jun-62	HGE	38213	HAN 82406	1962			0.00	0.00
1963	01-Jul-62	30-Jun-63	HGE	38213	HAN 85615	1963			0.00	0.00
1964	01-Jul-63	30-Jun-64	HGE	38213	HAN 88957	1964	2,273.00		0.00	2,273.00
1965	01-Jul-64	30-Jun-65	HZA	38213	HAN 92119	1965			0.00	0.00
FY 52 thru FY 65 Kilogram totals							2,273.00	0.00	0.00	2,273.00
FY 52 thru FY 65 MTU totals							2.273			
IN-SCOPE KG TOTALS							2,273.0	0.0	0.0	2,273.0

APPENDIX B
Section 3 Supplemental Information

DOE/RL-2000-43

Table 3.3.2 FY 1952-65 HANFORD (GE Company) URANIUM SHIPMENTS TO OFFSITE LOCATIONS (Cont.)

						MINOR TIER 1 SITE				
						Brookhaven Nat Lab				
						New York Operations				
FY	Date From	Date To	From RIS	Box#	Doc#	FY	Kg DU	Kg NU	Gm EU	Kg U Subtotal
1950	31-Dec-49	31-Dec-50	HGE	38213	FTS-670					
1951	31-Dec-50	30-Jun-51	HGE	38213	FTS-845					
1952	01-Jul-51	31-Dec-51	HGE	38213	FTS-864	1952		22.00	0.00	22.00
1952	01-Jan-52	30-Jun-52	HGE	38213	FTS 953	1952			313.00	0.31
1953	01-Jul-52	30-Jun-53	HGE	38213	FTS 1085	1953		76.00	0.00	76.00
1954	01-Jul-53	30-Jun-54	HGE	38213	FTS 1311	1954			0.00	0.00
1955	01-Jul-54	30-Jun-55	HGE	38213	FTS 1481	1955			0.00	0.00
1956	01-Jul-55	30-Jun-56	HGE	38213	FTS 1644	1956			0.00	0.00
1957	01-Jul-56	30-Jun-57	HGE	38213	FTS 1980	1957		229.00	0.00	229.00
1958	01-Jul-57	30-Jun-58	HGE	38213	FTS CLVI 463	1958			0.00	0.00
1959	01-Jul-58	30-Jun-59	HGE	38213	HAN 72720	1959			0.00	0.00
1960	01-Jul-59	30-Jun-60	HGE	38213	HAN 75996	1960			0.00	0.00
1961	01-Jul-60	30-Jun-61	HGE	38213	HAN 79125	1961			0.00	0.00
1962	01-Jul-61	30-Jun-62	HGE	38213	HAN 82406	1962			0.00	0.00
1963	01-Jul-62	30-Jun-63	HGE	38213	HAN 85615	1963	4.00		0.00	4.00
1964	01-Jul-63	30-Jun-64	HGE	38213	HAN 88957	1964			0.00	0.00
1965	01-Jul-64	30-Jun-65	HZA	38213	HAN 92119	1965			0.00	0.00
FY 52 thru FY 65 Kilogram totals							4.00	327.00	313.00	331.31
FY 52 thru FY 65 MTU totals										0.331
IN-SCOPE KG TOTALS							4.0	305.0	0.0	309.0

APPENDIX B
Section 3 Supplemental Information

DOE/RL-2000-43

Table 3.3.2 FY 1952-65 HANFORD (GE Company) URANIUM SHIPMENTS TO OFFSITE LOCATIONS (Cont.)

						MINOR TIER 1 SITE				
						Vitro Manufacturing Co.				
						New York Operations				
FY	Date From	Date To	From RIS	Box#	Doc#	FY	Kg DU	Kg NU	Gm EU	Kg U Subtotal
1950	31-Dec-49	31-Dec-50	HGE	38213	FTS-670					
1951	31-Dec-50	30-Jun-51	HGE	38213	FTS-845					
1952	01-Jul-51	31-Dec-51	HGE	38213	FTS-864	1952		284.00	0.00	284.00
1952	01-Jan-52	30-Jun-52	HGE	38213	FTS 953	1952		3,328.00	0.00	3,328.00
1953	01-Jul-52	30-Jun-53	HGE	38213	FTS 1085	1953		1,629.00	0.00	1,629.00
1954	01-Jul-53	30-Jun-54	HGE	38213	FTS 1311	1954		2.00	0.00	2.00
1955	01-Jul-54	30-Jun-55	HGE	38213	FTS 1481	1955			0.00	0.00
1956	01-Jul-55	30-Jun-56	HGE	38213	FTS 1644	1956			0.00	0.00
1957	01-Jul-56	30-Jun-57	HGE	38213	FTS 1980	1957			0.00	0.00
1958	01-Jul-57	30-Jun-58	HGE	38213	FTS CLVI 463	1958			0.00	0.00
1959	01-Jul-58	30-Jun-59	HGE	38213	HAN 72720	1959			0.00	0.00
1960	01-Jul-59	30-Jun-60	HGE	38213	HAN 75996	1960			0.00	0.00
1961	01-Jul-60	30-Jun-61	HGE	38213	HAN 79125	1961			0.00	0.00
1962	01-Jul-61	30-Jun-62	HGE	38213	HAN 82406	1962			0.00	0.00
1963	01-Jul-62	30-Jun-63	HGE	38213	HAN 85615	1963			0.00	0.00
1964	01-Jul-63	30-Jun-64	HGE	38213	HAN 88957	1964			0.00	0.00
1965	01-Jul-64	30-Jun-65	HZA	38213	HAN 92119	1965			0.00	0.00
FY 52 thru FY 65 Kilogram totals							0.00	5,243.00	0.00	5,243.00
FY 52 thru FY 65 MTU totals										5.243
IN-SCOPE KG TOTALS							0.0	1,631.0	0.0	1,631.0

APPENDIX B
Section 3 Supplemental Information

DOE/RL-2000-43

Table 3.3.2 FY 1952-65 HANFORD (GE Company) URANIUM SHIPMENTS TO OFFSITE LOCATIONS (Cont.)

						MINOR TIER 1 SITE				
						Hanford Operations				
						US Bureau of Mines				
						Oregon Metallurgical				
FY	Date From	Date To	From RIS	Box#	Doc#	FY	Kg DU	Kg NU	Gm EU	Kg U Subtotal
1950	31-Dec-49	31-Dec-50	HGE	38213	FTS-670					
1951	31-Dec-50	30-Jun-51	HGE	38213	FTS-845					
1952	01-Jul-51	31-Dec-51	HGE	38213	FTS-864	1952		830.00	0.00	830.00
1952	01-Jan-52	30-Jun-52	HGE	38213	FTS 953	1952		1,637.00	0.00	1,637.00
1953	01-Jul-52	30-Jun-53	HGE	38213	FTS 1085	1953		484.00	0.00	484.00
1954	01-Jul-53	30-Jun-54	HGE	38213	FTS 1311	1954			0.00	0.00
1955	01-Jul-54	30-Jun-55	HGE	38213	FTS 1481	1955			0.00	0.00
1956	01-Jul-55	30-Jun-56	HGE	38213	FTS 1644	1956			0.00	0.00
1957	01-Jul-56	30-Jun-57	HGE	38213	FTS 1980	1957			0.00	0.00
1958	01-Jul-57	30-Jun-58	HGE	38213	FTS CLVI 463	1958			0.00	0.00
1959	01-Jul-58	30-Jun-59	HGE	38213	HAN 72720	1959			0.00	0.00
1960	01-Jul-59	30-Jun-60	HGE	38213	HAN 75996	1960		8,326.00	0.00	8,326.00
1961	01-Jul-60	30-Jun-61	HGE	38213	HAN 79125	1961		23,015.00	0.00	23,015.00
1962	01-Jul-61	30-Jun-62	HGE	38213	HAN 82406	1962			0.00	0.00
1963	01-Jul-62	30-Jun-63	HGE	38213	HAN 85615	1963			18.00	0.02
1964	01-Jul-63	30-Jun-64	HGE	38213	HAN 88957	1964			0.00	0.00
1965	01-Jul-64	30-Jun-65	HZA	38213	HAN 92119	1965			0.00	0.00
FY 52 thru FY 65 Kilogram totals							0.00	34,292.00	18.00	34,292.02
FY 52 thru FY 65 MTU totals										34.292
IN-SCOPE KG TOTALS							0.0	31,825.0	18.0	31,825

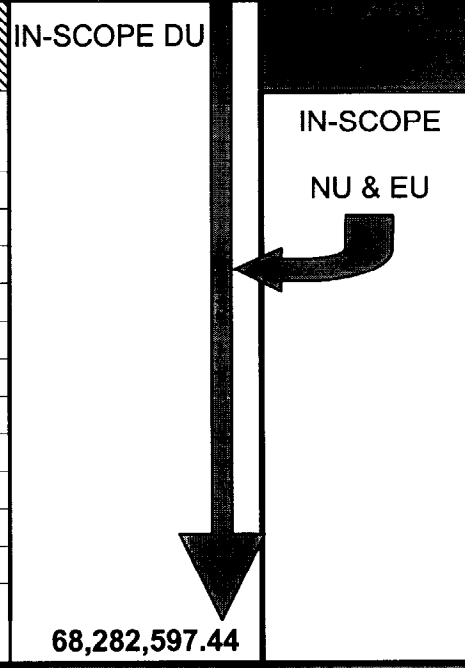
APPENDIX B

DOE/RL-2000-43

Section 3 Supplemental Information

Table 3.3.2 FY 1952-65 HANFORD (GE Company) URANIUM SHIPMENTS TO OFFSITE LOCATIONS (Cont.)

						MINOR TIER 1 SITE					
						Division of Raw Materials					
						National Bureau of Standards					
FY	Date From	Date To	From RIS	Box#	Doc#	Kg DU	Kg NU	Gm EU	Kg U Subtotal	FY	
1950	31-Dec-49	31-Dec-50	HGE	38213	FTS-670						
1951	31-Dec-50	30-Jun-51	HGE	38213	FTS-845						
1952	01-Jul-51	31-Dec-51	HGE	38213	FTS-864			0.00	0.00	1952	
1952	01-Jan-52	30-Jun-52	HGE	38213	FTS 953			0.00	0.00	1952	IN-SCOPE DU
1953	01-Jul-52	30-Jun-53	HGE	38213	FTS 1085			0.00	0.00	1953	
1954	01-Jul-53	30-Jun-54	HGE	38213	FTS 1311			0.00	0.00	1954	
1955	01-Jul-54	30-Jun-55	HGE	38213	FTS 1481		5	0.00	5.00	1955	
1956	01-Jul-55	30-Jun-56	HGE	38213	FTS 1644			0.00	0.00	1956	
1957	01-Jul-56	30-Jun-57	HGE	38213	FTS 1980			0.00	0.00	1957	
1958	01-Jul-57	30-Jun-58	HGE	38213	FTS CLVI 463			0.00	0.00	1958	
1959	01-Jul-58	30-Jun-59	HGE	38213	HAN 72720			0.00	0.00	1959	
1960	01-Jul-59	30-Jun-60	HGE	38213	HAN 75996			0.00	0.00	1960	
1961	01-Jul-60	30-Jun-61	HGE	38213	HAN 79125			0.00	0.00	1961	
1962	01-Jul-61	30-Jun-62	HGE	38213	HAN 82406			0.00	0.00	1962	
1963	01-Jul-62	30-Jun-63	HGE	38213	HAN 85615			0.00	0.00	1963	
1964	01-Jul-63	30-Jun-64	HGE	38213	HAN 88957			0.00	0.00	1964	
1965	01-Jul-64	30-Jun-65	HZA	38213	HAN 92119			0.00	0.00	1965	
FY 52 thru FY 65 Kilogram totals						0.00	5.00	0.00	5.00		68,282,597.44
FY 52 thru FY 65 MTU totals									0.005		68,282.597
IN-SCOPE KG TOTALS						0.0	5.0	0.0	5.0		67,740,366.2



APPENDIX B

DOE/RL-2000-43

Section 3 Supplemental Information

Table 3.3.3 FY 1966-70 Hanford Uranium Offsite Shipments

BASED ON HANFORD MBR REPORTS							MINOR TIER 1 SITE				MINOR TIER 1 SITE				
							New Brunswick Lab				New York Ops Office				
							Oak Ridge Ops				Babcox & Wilcox				
							FBE								
FY	Date From	Date To	RIS From	Shipped From Hanford Contractor	Box#	Doc#	Kg DU	Kg NU	Gm EU	Kg U Subtotal	FY	Kg DU	Kg NU	Gm EU	Kg U Subtotal
1966	01-Jul-65	30-Jun-66	HZA	General Electric	38213	HAN 95170	1		776	1.78	1966				0
1966	01-Jul-65	30-Jun-66	HWA	Isochem Inc.	38213	HAN 95136			1372	1.37	1966				0
<i>Hanford Chem Processing Contractor subtotals</i>							1	0	2,148	3.15		0	0	0	0
1966	01-Jul-65	30-Jun-66	HXA	Douglas United Nuc	38214	HAN 95171				0	1966				0
Hanford FY Aggregate subtotal							1	0	2,148	3.15		0	0	0	0
1967	01-Jul-66	31-Dec-66	HZA	General Electric	39213	HAN 96413				0	1967				0
1967	01-Jan-67	30-Jun-67	HZA	General Electric	39213	HAN 98198									
1967	01-Jul-66	31-Dec-67	HWA	Isochem Inc.	38213	HAN 96400			422	0.42					
1967	01-Jan-67	30-Jun-67	HWA	Isochem Inc.	38213	HAN 98196	0.5		645	1.15	1967				0
<i>Hanford Chem Processing Contractor subtotals</i>							0.50	0	1,067	1.57		0	0	0	0
1967	01-Jul-66	31-Dec-66	HXA	Douglas United Nuc	38214	DUN 1916				0.00					0
1967	01-Jan-67	30-Jun-67	HXA	Douglas United Nuc	38214	HAN 98194				0.00	1967				0
Hanford FY Aggregate subtotal							0.50	0	1,067	1.57		0	0	0	0
1968	01-Jul-67	31-Dec-67	HVA	Atlantic Richfield Han	46425	HAN 99439			495	0.50	1968				0
1968	01-Jan-68	30-Jun-68	HVA	Atlantic Richfield Han	46425	ARH 699			472	0.47	1968				0
<i>Hanford Chem Processing Contractor subtotals</i>							0	0	967	0.97		0	0	0	0
1968	01-Jul-67	31-Dec-67	HXA	Douglas United Nuc	38214	DUN 3624				0.00					0
1968	01-Jan-68	30-Jun-68	HXA	Douglas United Nuc	38214	DUN 4436				0.00	1968				0
Hanford FY Aggregate subtotal							0	0	967	0.97		0	0	0	0
1969	01-Jul-68	31-Dec-68	HVA	Atlantic Richfield Han	46425	ARH 1036			38	0.04	1969				0
1969	01-Jan-69	30-Jun-69	HVA	Atlantic Richfield Han	46425	ARH 1099-6			104	0.10	1969		361		361
<i>Hanford Chem Processing Contractor subtotals</i>							0	0	142	0.14		0	361	0	361
1969	01-Jul-68	31-Dec-68	HXA	Douglas United Nuc	38214	DUN 5250				0.00					0
1969	01-Jan-69	30-Jun-69	HXA	Douglas United Nuc	38214	DUN 5942				0.00	1969				0
Hanford FY Aggregate subtotal							0	0	142	0.14		0	361	0	361
1970	01-Jul-69	31-Dec-69	HVA	Atlantic Richfield Han	46425	ARH 1099-12			125	0.13	1970				0
1970	01-Jan-70	30-Jun-70	HVA	Atlantic Richfield Han	46425	ARH 1540-6			220	0.22	1970				0
<i>Hanford Chem Processing Contractor subtotals</i>							0	0	345	0.35		0	0	0	0
1970	01-Jul-69	31-Dec-69	HXA	Douglas United Nuc	38214	DUN 6557				0.00					0
1970	01-Jan-70	30-Jun-70	HXA	Douglas United Nuc	38214	DUN 7049				0.00	1970				0
Hanford FY Aggregate subtotal							0	0	345	0.35		0	0	0	0
KG TOTAL: ALL U TYPES										6.17					361
MTU TOTAL: ALL U TYPES:										0.01					0.36
IN-SCOPE RECYCLE TOTAL: ALL U TYPES MTU										0.01					0.36

APPENDIX B
Section 3 Supplemental Information

DOE/RL-2000-43

Table 3.3.3 FY 1966-70 Hanford Uranium Offsite Shipments (Cont.)

BASED ON HANFORD MBR REPORTS							MAJOR TIER 1 SITE				MAJOR TIER 1 SITE				
							National Lead of Ohio (NLO), Fernald, FEMP				Carbide & Carbon Chem Co.				
							FVA, FVB, FVC				ORO Y-12 & K-25 GDP				
							Oak Ridge Ops				(CYT, FZB), (FZA, FZE, FZF)				
FY	Date From	Date To	RIS From	Shipped From Hanford Contractor	Box#	Doc#	FY	Kg DU	Kg NU	Gm EU	Kg U Subtotal	Kg DU	Kg NU	Gm EU	Kg U Subtotal
1966	01-Jul-65	30-Jun-66	HZA	General Electric	38213	HAN 95170	1966		122166	895631472	1,017,797.47				0
1966	01-Jul-65	30-Jun-66	HWA	Isochem Inc.	38213	HAN 95136	1966			1128064845	1,128,064.85				0
<i>Hanford Chem Processing Contractor subtotals</i>								0	122,166	2,023,696,317	2,145,862.32	0	0	0	0
1966	01-Jul-65	30-Jun-66	HXA	Douglas United Nuc	38214	HAN 95171	1966		82,398	14,038,206	96,436.21		84		84
<i>Hanford FY Aggregate subtotal</i>								0	204,564	2,037,734,523	2,242,298.52	0	84	0	84
1967	01-Jul-66	31-Dec-66	HZA	General Electric	39213	HAN 96413	1967		2,454	56,738,050	59,192.05				0
1967	01-Jan-67	30-Jun-67	HZA	General Electric	39213	HAN 98198			1,413	117,584,456	118,997.46				
1967	01-Jul-66	31-Dec-67	HWA	Isochem Inc.	38213	HAN 96400				550,001,735	550,001.74				
1967	01-Jan-67	30-Jun-67	HWA	Isochem Inc.	38213	HAN 98196	1967			735,171,140	735,171.14				0
<i>Hanford Chem Processing Contractor subtotals</i>								0	3,867	1,459,495,381	1,463,362.38	0	0	0	0
1967	01-Jul-66	31-Dec-66	HXA	Douglas United Nuc	38214	DUN 1916			32174	10,790,511	42,964.51				0
1967	01-Jan-67	30-Jun-67	HXA	Douglas United Nuc	38214	HAN 98194	1967		40443	14,413,920	54,856.92				0
<i>Hanford FY Aggregate subtotal</i>								0	76,484	1,484,699,812	1,561,183.81	0	0	0	0
1968	01-Jul-67	31-Dec-67	HVA	Atlantic Richfield Han	46425	HAN 99439	1968			552206881	552,206.88				0
1968	01-Jan-68	30-Jun-68	HVA	Atlantic Richfield Han	46425	ARH 699	1968			1001717324	1,001,717.32				0
<i>Hanford Chem Processing Contractor subtotals</i>								0	0	1,553,924,205	1,553,924.21	0	0	0	0
1968	01-Jul-67	31-Dec-67	HXA	Douglas United Nuc	38214	DUN 3624			58158	88359837	146,517.84				0
1968	01-Jan-68	30-Jun-68	HXA	Douglas United Nuc	38214	DUN 4436	1968		26421	173,619,791	200,040.79				0
<i>Hanford FY Aggregate subtotal</i>								0	84,579	1,815,903,833	1,900,482.83	0	0	0	0
1969	01-Jul-68	31-Dec-68	HVA	Atlantic Richfield Han	46425	ARH 1036	1969			835039056	835,039.06				0
1969	01-Jan-69	30-Jun-69	HVA	Atlantic Richfield Han	46425	ARH 1099-6	1969			1034973841	1,034,973.84				0
<i>Hanford Chem Processing Contractor subtotals</i>								0	0	1,870,012,897	1,870,012.90	0	0	0	0
1969	01-Jul-68	31-Dec-68	HXA	Douglas United Nuc	38214	DUN 5250			46447	112,223,945	158,670.95				0
1969	01-Jan-69	30-Jun-69	HXA	Douglas United Nuc	38214	DUN 5942	1969		27208	83,035,338	110,243.34				0
<i>Hanford FY Aggregate subtotal</i>								0	73,655	2,065,272,180	2,138,927.18	0	0	0	0
1970	01-Jul-69	31-Dec-69	HVA	Atlantic Richfield Han	46425	ARH 1099-12	1970			1,149,060,201	1,149,060.20				0
1970	01-Jan-70	30-Jun-70	HVA	Atlantic Richfield Han	46425	ARH 1540-6	1970	46785	13	619,946,796	1,087,816.80				0
<i>Hanford Chem Processing Contractor subtotals</i>								467,85	13	1,769,006,997	2,236,877.00	0	0	0	0
1970	01-Jul-69	31-Dec-69	HXA	Douglas United Nuc	38214	DUN 6557		8698	36661	130,535,155	175,894.16				0
1970	01-Jan-70	30-Jun-70	HXA	Douglas United Nuc	38214	DUN 7049	1970		14541	49,369,234	63,910.23				0
<i>Hanford FY Aggregate subtotal</i>								476,55	51,215	1,948,911,386	2,476,681.39	0	0	0	0
KG TOTAL: ALL U TYPES											10,319,573.7		84		
MTU TOTAL: ALL U TYPES:											10,319.57		0.08		
IN-SCOPE RECYCLE TOTAL: ALL U TYPES MTU											10,319.57		0.08		

APPENDIX B
Section 3 Supplemental Information

DOE/RL-2000-43

Table 3.3.3 FY 1966-70 Hanford Uranium Offsite Shipments (Cont.)

BASED ON HANFORD MBR REPORTS							MINOR TIER 1 SITE					MAJOR TIER 1 SITE				
							Oak Ridge Natl Lab					Union Carbide Co.-Paducah				
							Oak Ridge Operations					Paducah: Oak Ridge Operations				
							FZC					FYA				
FY	Date From	Date To	RIS From	Shipped From Hanford	Box#	Doc#	FY	Kg DU	Kg NU	Gm EU	Kg U Subtotal	FY	Kg DU	Kg NU	Gm EU	Kg U Subtotal
1966	01-Jul-65	30-Jun-66	HZA	General Electric	38213	HAN 95170	1966				0	1966				0
1966	01-Jul-65	30-Jun-66	HWA	Isochem Inc.	38213	HAN 95136	1966				0	1966				0
<i>Hanford Chem Processing Contractor subtotals</i>								0	0	0	0		0	0	0	0
1966	01-Jul-65	30-Jun-66	HXA	Douglas United	38214	HAN 95171	1966				0	1966				0
Hanford FY Aggregate subtotal								0	0	0	0		0	0	0	0
1967	01-Jul-66	31-Dec-66	HZA	General Electric	39213	HAN 96413	1967				0	1967				0
1967	01-Jan-67	30-Jun-67	HZA	General Electric	39213	HAN 98198										
1967	01-Jul-66	31-Dec-67	HWA	Isochem Inc.	38213	HAN 96400										
1967	01-Jan-67	30-Jun-67	HWA	Isochem Inc.	38213	HAN 98196	1967				0	1967	14,432,875			14,432,875
<i>Hanford Chem Processing Contractor subtotals</i>								0	0	0	0		14,432,875	0	0	14,432,875
1967	01-Jul-66	31-Dec-66	HXA	Douglas United	38214	DUN 1916					0					0
1967	01-Jan-67	30-Jun-67	HXA	Douglas United	38214	HAN 98194	1967				0	1967				0
Hanford FY Aggregate subtotal								0	0	0	0		14,432,875	0	0	14,432,875
1968	01-Jul-67	31-Dec-67	HVA	Atlantic Richfield	46425	HAN 99439	1968				0	1968				0
1968	01-Jan-68	30-Jun-68	HVA	Atlantic Richfield	46425	ARH 699	1968				0	1968				0
<i>Hanford Chem Processing Contractor subtotals</i>								0	0	0	0		0	0	0	0
1968	01-Jul-67	31-Dec-67	HXA	Douglas United	38214	DUN 3624					0					0
1968	01-Jan-68	30-Jun-68	HXA	Douglas United	38214	DUN 4436	1968				0	1968				0
Hanford FY Aggregate subtotal								0	0	0	0		0	0	0	0
1969	01-Jul-68	31-Dec-68	HVA	Atlantic Richfield	46425	ARH 1036	1969				0	1969				0
1969	01-Jan-69	30-Jun-69	HVA	Atlantic Richfield	46425	ARH 1099-6	1969				0	1969	3,537,144			3,537,144
<i>Hanford Chem Processing Contractor subtotals</i>								0	0	0	0		3,537,144	0	0	3,537,144
1969	01-Jul-68	31-Dec-68	HXA	Douglas United	38214	DUN 5250					0					0
1969	01-Jan-69	30-Jun-69	HXA	Douglas United	38214	DUN 5942	1969				0	1969				0
Hanford FY Aggregate subtotal								0	0	0	0		3,537,144	0	0	3,537,144
1970	01-Jul-69	31-Dec-69	HVA	Atlantic Richfield	46425	ARH 1099-12	1970				0	1970				0
1970	01-Jan-70	30-Jun-70	HVA	Atlantic Richfield	46425	ARH 1540-6	1970				0	1970				0
<i>Hanford Chem Processing Contractor subtotals</i>								0	0	0	0		0	0	0	0
1970	01-Jul-69	31-Dec-69	HXA	Douglas United	38214	DUN 6557					0					0
1970	01-Jan-70	30-Jun-70	HXA	Douglas United	38214	DUN 7049	1970				0	1970				0
Hanford FY Aggregate subtotal								0	0	0	0		0	0	0	0
KG TOTAL: ALL U TYPES											0	17,970,019				
MTU TOTAL: ALL U TYPES:											0	17,970.02				
IN-SCOPE RECYCLE TOTAL: ALL U TYPES MTU											0	17,970.02				

APPENDIX B
Section 3 Supplemental Information

DOE/RL-2000-43

Table 3.3.3 FY 1966-70 Hanford Uranium Offsite Shipments (Cont.)

BASED ON HANFORD MBR REPORTS								MINOR TIER 1 SITE				MINOR TIER 1 SITE			
								San Francisco Operations				Savannah River DZA			
								GE Nuclear Fuels Div.				DuPont			
								LAZ, LAE				SRS			
FY	Date From	Date To	RIS From	Shipped From Hanford Contractor	Box#	Doc#	FY	Kg DU	Kg NU	Gm EU	Kg U Subtotal	Kg DU	Kg NU	Gm EU	Kg U Subtotal
1966	01-Jul-65	30-Jun-66	HZA	General Electric	38213	HAN 95170	1966				0				0
1966	01-Jul-65	30-Jun-66	HWA	Isochem Inc.	38213	HAN 95136	1966				0				0
<i>Hanford Chem Processing Contractor subtotals</i>								0	0	0	0	0	0	0	0
1966	01-Jul-65	30-Jun-66	HXA	Douglas United Nuc	38214	HAN 95171	1966				0			29.610	29.61
<i>Hanford FY Aggregate subtotal</i>								0	0	0	0	0	0	29.610	29.61
1967	01-Jul-66	31-Dec-66	HZA	General Electric	39213	HAN 96413	1967				0				0
1967	01-Jan-67	30-Jun-67	HZA	General Electric	39213	HAN 98198									
1967	01-Jul-66	31-Dec-67	HWA	Isochem Inc.	38213	HAN 96400									
1967	01-Jan-67	30-Jun-67	HWA	Isochem Inc.	38213	HAN 98196	1967				0				0
<i>Hanford Chem Processing Contractor subtotals</i>								0	0	0	0	0	0	0	0
1967	01-Jul-66	31-Dec-66	HXA	Douglas United Nuc	38214	DUN 1916				136	0.14				0
1967	01-Jan-67	30-Jun-67	HXA	Douglas United Nuc	38214	HAN 98194	1967				0				0
<i>Hanford FY Aggregate subtotal</i>								0	0	136	0.14	0	0	0	0
1968	01-Jul-67	31-Dec-67	HVA	Atlantic Richfield Han	46425	HAN 99439	1968				0				0
1968	01-Jan-68	30-Jun-68	HVA	Atlantic Richfield Han	46425	ARH 699	1968				0				0
<i>Hanford Chem Processing Contractor subtotals</i>								0	0	0	0	0	0	0	0
1968	01-Jul-67	31-Dec-67	HXA	Douglas United Nuc	38214	DUN 3624					0				0
1968	01-Jan-68	30-Jun-68	HXA	Douglas United Nuc	38214	DUN 4436	1968				0				0
<i>Hanford FY Aggregate subtotal</i>								0	0	0	0	0	0	0	0
1969	01-Jul-68	31-Dec-68	HVA	Atlantic Richfield Han	46425	ARH 1036	1969				0				0
1969	01-Jan-69	30-Jun-69	HVA	Atlantic Richfield Han	46425	ARH 1099-6	1969				0				0
<i>Hanford Chem Processing Contractor subtotals</i>								0	0	0	0	0	0	0	0
1969	01-Jul-68	31-Dec-68	HXA	Douglas United Nuc	38214	DUN 5250				58	0.06				0
1969	01-Jan-69	30-Jun-69	HXA	Douglas United Nuc	38214	DUN 5942	1969				0				0
<i>Hanford FY Aggregate subtotal</i>								0	0	58	0.06	0	0	0	0
1970	01-Jul-69	31-Dec-69	HVA	Atlantic Richfield Han	46425	ARH 1099-12	1970				0				0
1970	01-Jan-70	30-Jun-70	HVA	Atlantic Richfield Han	46425	ARH 1540-6	1970				0				0
<i>Hanford Chem Processing Contractor subtotals</i>								0	0	0	0	0	0	0	0
1970	01-Jul-69	31-Dec-69	HXA	Douglas United Nuc	38214	DUN 6557				9	152	9.15			0
1970	01-Jan-70	30-Jun-70	HXA	Douglas United Nuc	38214	DUN 7049	1970			7	7				0
<i>Hanford FY Aggregate subtotal</i>								0	16	152	16.15	0	0	0	0
KG TOTAL: ALL U TYPES											16.35	29.61			
MTU TOTAL: ALL U TYPES:											0.02	0.03			
IN-SCOPE RECYCLE TOTAL: ALL U TYPES MTU											0.02	0.03			

APPENDIX B

DOE/RL-2000-43

Section 3 Supplemental Information

Table 3.3.3 FY 1966-70 Hanford Uranium Offsite Shipments (Cont.)

BASED ON HANFORD MBR REPORTS							MINOR TIER 1 SITE				MINOR TIER 1 SITE				
							Oak Ridge Ops				Materials Leasing Office				
							Nuclear Fuel Services				Oak Ridge Headquarters				
							FAX								
FY	Date From	Date To	RIS From	Shipped From Hanford Contractor	Box#	Doc#	FY	Kg DU	Kg NU	Gm EU	Kg U Subtotal	Kg DU	Kg NU	Gm EU	Kg U Subtotal
1966	01-Jul-65	30-Jun-66	HZA	General Electric	38213	HAN 95170	1966				0				0
1966	01-Jul-65	30-Jun-66	HWA	Isochem Inc.	38213	HAN 95136	1966				0				0
<i>Hanford Chem Processing Contractor subtotals</i>								0	0	0	0	0	0	0	0
1966	01-Jul-65	30-Jun-66	HXA	Douglas United Nuc	38214	HAN 95171	1966			9.479	9.48		2.050		2.050
<i>Hanford FY Aggregate subtotal</i>								0	0	9.479	9.48	0	2.050	0	2.050
1967	01-Jul-66	31-Dec-66	HZA	General Electric	39213	HAN 96413	1967				0				0
1967	01-Jan-67	30-Jun-67	HZA	General Electric	39213	HAN 98198									
1967	01-Jul-66	31-Dec-67	HWA	Isochem Inc.	38213	HAN 96400									
1967	01-Jan-67	30-Jun-67	HWA	Isochem Inc.	38213	HAN 98196	1967	84	126	224	210.22				0
<i>Hanford Chem Processing Contractor subtotals</i>								84	126	224	210.22	0	0	0	0
1967	01-Jul-66	31-Dec-66	HXA	Douglas United Nuc	38214	DUN 1916				-358	-0.36				0
1967	01-Jan-67	30-Jun-67	HXA	Douglas United Nuc	38214	HAN 98194	1967				0				0
<i>Hanford FY Aggregate subtotal</i>								84	126	-134	209.87	0	0	0	0
1968	01-Jul-67	31-Dec-67	HVA	Atlantic Richfield Han	46425	HAN 99439	1968				0				0
1968	01-Jan-68	30-Jun-68	HVA	Atlantic Richfield Han	46425	ARH 699	1968				0				0
<i>Hanford Chem Processing Contractor subtotals</i>								0	0	0	0	0	0	0	0
1968	01-Jul-67	31-Dec-67	HXA	Douglas United Nuc	38214	DUN 3624					0				0
1968	01-Jan-68	30-Jun-68	HXA	Douglas United Nuc	38214	DUN 4436	1968				0		33	0.03	0.03
<i>Hanford FY Aggregate subtotal</i>								0	0	0	0	0	0	33	0.03
1969	01-Jul-68	31-Dec-68	HVA	Atlantic Richfield Han	46425	ARH 1036	1969				0				0
1969	01-Jan-69	30-Jun-69	HVA	Atlantic Richfield Han	46425	ARH 1099-6	1969				0				0
<i>Hanford Chem Processing Contractor subtotals</i>								0	0	0	0	0	0	0	0
1969	01-Jul-68	31-Dec-68	HXA	Douglas United Nuc	38214	DUN 5250					0		46	0.05	0.05
1969	01-Jan-69	30-Jun-69	HXA	Douglas United Nuc	38214	DUN 5942	1969				0		8	0.01	0.01
<i>Hanford FY Aggregate subtotal</i>								0	0	0	0	0	0	54	0.05
1970	01-Jul-69	31-Dec-69	HVA	Atlantic Richfield Han	46425	ARH 1099-12	1970				0				0
1970	01-Jan-70	30-Jun-70	HVA	Atlantic Richfield Han	46425	ARH 1540-6	1970				0				0
<i>Hanford Chem Processing Contractor subtotals</i>								0	0	0	0	0	0	0	0
1970	01-Jul-69	31-Dec-69	HXA	Douglas United Nuc	38214	DUN 6557					0		72	0.07	0.07
1970	01-Jan-70	30-Jun-70	HXA	Douglas United Nuc	38214	DUN 7049	1970				0		16	0.02	0.02
<i>Hanford FY Aggregate subtotal</i>								0	0	0	0	0	0	88	0.09
KG TOTAL: ALL U TYPES											219.35		2,050.18		
MTU TOTAL: ALL U TYPES:											0.22		2.05		
IN-SCOPE RECYCLE TOTAL: ALL U TYPES MTU											0.22		2.05		

APPENDIX B

Section 3 Supplemental Information

DOE/RL-2000-43

Table 3.3.3 FY 1966-70 Hanford Uranium Offsite Shipments (Cont.)

BASED ON HANFORD MBR REPORTS								MINOR TIER 1 SITE Chicago Oper. Office				MINOR TIER 1 SITE Savannah River Ops				Annual Totals
								Atomic International (CAE)				Nuclear Fuels Services (DAX, YDE)				
								Argonne Nat. Lab (CZA)				OUT-OF-SCOPE: IRRADIATED FUEL				
FY	Date From	Date To	RIS From	Shipped From Hanford	Box#	Doc#	FY	Kg DU	Kg NU	Gm EU	Kg U Subtotal	Kg DU	Kg NU	Gm EU	Kg U Subtotal	
1966	01-Jul-65	30-Jun-66	HZA	General Electric	38213	HAN 95170	1966				0					
1966	01-Jul-65	30-Jun-66	HWA	Isochem Inc.	38213	HAN 95136	1966				0					
<i>Hanford Chem Processing Contractor subtotals</i>								0	0	0	0					
1966	01-Jul-65	30-Jun-66	HXA	Douglas United	38214	HAN 95171	1966			160	0.16					
Hanford FY Aggregate subtotal								0	0	160	0.16				2,341,826.8	
1967	01-Jul-66	31-Dec-66	HZA	General Electric	39213	HAN 96413	1967				0					
1967	01-Jan-67	30-Jun-67	HZA	General Electric	39213	HAN 98198										
1967	01-Jul-66	31-Dec-67	HWA	Isochem Inc.	38213	HAN 96400										
1967	01-Jan-67	30-Jun-67	HWA	Isochem Inc.	38213	HAN 98196	1967				0					
<i>Hanford Chem Processing Contractor subtotals</i>								0	0	0	0					
1967	01-Jul-66	31-Dec-66	HXA	Douglas United	38214	DUN 1916					0					
1967	01-Jan-67	30-Jun-67	HXA	Douglas United	38214	HAN 98194	1967				0					
Hanford FY Aggregate subtotal								0	0	0	0				16,053,101.2	
1968	01-Jul-67	31-Dec-67	HVA	Atlantic Richfield	46425	HAN 99439	1968				0					
1968	01-Jan-68	30-Jun-68	HVA	Atlantic Richfield	46425	ARH 699	1968				0					
<i>Hanford Chem Processing Contractor subtotals</i>								0	0	0	0					
1968	01-Jul-67	31-Dec-67	HXA	Douglas United	38214	DUN 3624					0					
1968	01-Jan-68	30-Jun-68	HXA	Douglas United	38214	DUN 4436	1968				0					
Hanford FY Aggregate subtotal								0	0	0	0				2,040,742.7	
1969	01-Jul-68	31-Dec-68	HVA	Atlantic Richfield	46425	ARH 1036	1969				0					
1969	01-Jan-69	30-Jun-69	HVA	Atlantic Richfield	46425	ARH 1099-6	1969				0					
<i>Hanford Chem Processing Contractor subtotals</i>								0	0	0	0					
1969	01-Jul-68	31-Dec-68	HXA	Douglas United	38214	DUN 5250					0					
1969	01-Jan-69	30-Jun-69	HXA	Douglas United	38214	DUN 5942	1969				0					
Hanford FY Aggregate subtotal								0	0	0	0				5,731,129.1	
1970	01-Jul-69	31-Dec-69	HVA	Atlantic Richfield	46425	ARH 1099-12					0					
1970	01-Jan-70	30-Jun-70	HVA	Atlantic Richfield	46425	ARH 1540-6	1970				0					
<i>Hanford Chem Processing Contractor subtotals</i>								0	0	0	0					
1970	01-Jul-69	31-Dec-69	HXA	Douglas United	38214	DUN 6557					0					
1970	01-Jan-70	30-Jun-70	HXA	Douglas United	38214	DUN 7049	1970				0					
Hanford FY Aggregate subtotal								0	0	0	0				2,476,698.0	
KG TOTAL: ALL U TYPES															0.16	28,643,497.8
MTU TOTAL: ALL U TYPES:															0.00	28,643.50
IN-SCOPE RECYCLE TOTAL: ALL U TYPES MTU															0.00	28,292.36

APPENDIX B

Section 3 Supplemental Information

DOE/RL-2000-43

Table 3.3.4 Hanford Chemical Processing Contractor (HVA) Uranium Shipments FY 1971-March 31, 1999

Based on NMMSS Document RL2000-I-00002 SHIPMENTS (classified)

ATLANTIC RICHFIELD HANFORD

FY	DU				EU			
	MAJOR TIER 1:	MAJOR TIER 1:	MAJOR TIER 1:		MAJOR TIER 1:	MAJOR TIER 1:	MAJOR TIER 1:	
	To PADUCAH	To FERNALD	To OAK RIDGE	Total Kg DU	To PADUCAH	To FERNALD	To OAK RIDGE	Total Gm EU
	Kg DU	Kg DU	Kg DU	To External	Gm EU	Gm EU	Gm EU	To External
	CKY, FYA	FVA, FVB, FVC	FZA, FZE, FZB, FZF	From Hanford	CKY, FYA	FVA, FVB, FVC	FZA, FZE, FZB, FZF	From Hanford
71	624,855	0	0	1,206,462	96,721,586	130,928	0	96,927,511
72	1,292,075	0	0	1,292,201	1,786,421,765	0	0	1,786,423,319
73	208,144	0	0	208,144	349,974,776	0	0	349,975,003
74	0	0	0	1,017,222	0	0	0	0
75	0	0	0	4	0	0	0	7
76	0	0	0	0	0	0	0	1,924
76T	0	0	0	0	0	0	0	0
77	0	0	0	0	0	0	0	1,187
78								
79								
80								
81								
82								
83								
84								
85								
86								
87								
88								
89								
90								
91								
92								
93								
94								
95								
96								
97								
98								
99								
00								
KG TOTAL	2,125,074	0	0	3,724,033	2,233,118	131	0	2,233,329
MTU TOTAL	2,125.07	0.00	0.00	3,724.03	2,233.12	0.13	0.00	2,233.33


After FY 1977 - HVA Contractor Turnover to Rockwell Hanford (HRA)

APPENDIX B

DOE/RL-2000-43

Section 3 Supplemental Information

Table 3.3.4 Hanford Chemical Processing Contractor (HVA) Uranium Shipments FY 1971-March 31, 1999 (Cont.)
 Based on NMMSS Document RL2000-I-00002 SHIPMENTS (classified) ATLANTIC RICHFIELD HANFORD

FY	NU			Total Kg NU To External From Hanford	Total	
	MAJOR TIER 1: To PADUCAH	MAJOR TIER 1: To FERNALD	MAJOR TIER 1: To OAK RIDGE			
	Kg NU	Kg NU	Kg NU			
	CKY, FYA	FVA, FVB, FVC	FZA, FZE, FZB, FZF			
71	0	0	0	390		
72	0	0	0	0		
73	0	0	0	0		
74	0	0	0	63		
75	0	0	0	0		
76	0	0	0	0		
76T	0	0	0	0		
77	0	222	0	224		
78						
79						
80						
81						
82						
83						
84						
85	After FY 1977 - HVA Contractor Turnover to Rockwell Hanford (HRA)					
86						
87						
88						
89						
90						
91						
92						
93						
94						
95						
96						
97						
98						
99						
KG TOTAL	0	222	0	677	5,958,039	
MTU TOTAL	0.00	0.22	0.00	0.68	5,958.04	

APPENDIX B
Section 3 Supplemental Information

DOE/RL-2000-43

Table 3.3.5 Hanford Chemical Processing Contractor (HRA) Uranium Shipments FY 1971-March 31, 1999
Based on NMMSS Document RL2000-I-00002 SHIPMENTS (classified)

ROCKWELL

FY	DU				EU			Total Gm EU To External From Hanford
	MAJOR TIER 1	MAJOR TIER 1	MAJOR TIER 1		MAJOR TIER 1	MAJOR TIER 1	MAJOR TIER 1	
	To PADUCAH Kg DU CKY, FYA	To FERNALD Kg DU FVA, FVB, FVC	To OAK RIDGE Kg DU FZA, FZE, FZB, FZF	Total Kg DU To External From Hanford	To PADUCAH Gm EU CKY, FYA	To FERNALD Gm EU FVA, FVB, FVC	To OAK RIDGE Gm EU FZA, FZE, FZB, FZF	
71								
72								
73								
74								
75								
76								
76T								
77								
78	0	0	0	29	0	0	0	242,491
79	0	0	0	258	0	0	0	87,492
80	0	0	0	640	0	0	0	63,032
81	0	0	0	40	0	0	0	40,995
82	0	0	0	167	0	0	0	162,333
83	0	0	0	0	0	0	0	1,723,373
84	0	0	0	0	0	705,955,924	0	716,519,454
85	0	0	0	0	0	917,915,947	0	925,684,279
86	0	0	0	0	0	1,150,902,482	0	1,159,704,192
87	0	0	0	0	0	313,510,829	0	317,852,929
88								
89								
90								
91								
92								
93								
94								
95								
96								
97								
98								
99								
KG TOTAL	0	0	0	1,134	0	3,088,285	0	3,122,081
MTU TOTAL	0.00	0.00	0.00	1.13	0.00	3,088.29	0.00	3,122.08

APPENDIX B



DOE/RL-2000-43

Section 3 Supplemental Information

Table 3.3.5 Hanford Chemical Processing Contractor (HRA) Uranium Shipments FY 1971- March 31, 1999 (Cont.)

Based on NMMSS Document RL2000-I-00002 SHIPMENTS (classified)

ROCKWELL HANFORD OPERATIONS (RHO)

FY	NU				Total
	MAJOR TIER 1: To PADUCAH Kg NU CKY, FYA	MAJOR TIER 1: To FERNALD Kg NU FVA, FVB,FVC	MAJOR TIER 1: To OAK RIDGE Kg NU FZA,FZE,FZB,FZF	Total Kg NU To External From Hanford	
71	Prior to FY 1977 - HVA Contractor				
72					
73					
74					
75					
76					
77					
78	0	0	0	0	0
79	0	0	0	0	108
80	0	0	0	0	609
81	0	0	0	0	373
82	0	0	0	0	543
83	0	0	0	0	0
84	0	4	0	0	5
85	0	0	0	0	0
86	0	0	0	0	0
87	0	0	0	0	0
88	After FY 1988 - HRA Contractor Turnover to Westinghouse Hanford (HUD)				
89					
90					
91					
92					
93					
94					
95					
96					
97					
98					
KG TOTAL	0	4	0	1,638	3,124,853
MTU	0.00	0.00	0.00	1.64	3,124.85

APPENDIX B
Section 3 Supplemental Information

DOE/RL-2000-43

Table 3.3.6 Hanford Chem. Processing Contrs (HUD & HTA) Uranium Shipments FY 1971-March 31, 1999
Based on NMSS Document RL2000-I-00002 SHIPMENTS (classified) WESTINGHOUSE HANFORD (HUD) & FLUOR (HTA)

FY	DU				EU			
	MAJOR TIER 1:	MAJOR TIER 1:	MAJOR TIER 1:		MAJOR TIER 1:	MAJOR TIER 1:	MAJOR TIER 1:	
	To PADUCAH	To FERNALD	To OAK RIDGE	Total Kg DU	To PADUCAH	To FERNALD	To OAK RIDGE	Total Gm EU
	Kg DU	Kg DU	Kg DU	To External	Gm EU	Gm EU	Gm EU	To External
CKY, FYA	FVA, FVB, FVC	FZA, FZE, FZB, FZF	From Hanford	CKY, FYA	FVA, FVB, FVC	FZA, FZE, FZB, FZF	From Hanford	
74	Prior to FY 1987 - HRA Contractor							
75								
76								
77								
78								
79								
80								
81								
82								
83								
87	0	0	0	0	0	0	0	2,071,199
88	0	0	0	4,792	0	123,425,579	0	128,626,188
89	0	0	0	0	0	212,831	0	3,081,999
90	0	0	0	0	0	0	0	2,210,149
91	0	0	0	0	0	0	3,276	274,769
92	0	0	0	1	0	0	0	40,103
93	0	0	2,937	2,943	0	0	0	246,036,417
94	0	0	0	138	0	0	0	4,437,840
95	0	0	0	0	0	0	0	16,597,765
96	0	0	0	102,463	0	0	0	62,758,744
HUD UNTIL 97	0	0	0	0	0	0	0	0
HTA IN 97	0	0	0	29,855	0	0	0	49,703
98	0	0	0	0	0	0	0	3,349
99	0	0	0	2	0	0	11,528	11,831
KG TOTAL	0	0	2,937	140,194	0	123,638	15	466,200
MTU TOTAL	0.00	0.00	2.94	140.19	0.00	123.64	0.01	466.20

APPENDIX B
Section 3 Supplemental Information

DOE/RL-2000-43

Table 3.3.6 Hanford Chem. Processing Contrs (HUD & HTA) Uranium Shipments FY 1971-March 31, 1999 (Cont.)
Based on NMMSS Document RL2000-I-00002 SHIPMENTS (classified) WESTINGHOUSE HANFORD (HUD) & FLUOR (HTA)

FY	NU				Total
	MAJOR TIER 1:	MAJOR TIER 1:	MAJOR TIER 1:	Total Kg NU To External From Hanford	
	To PADUCAH	To FERNALD	To OAK RIDGE		
	Kg NU CKY, FYA	Kg NU FVA, FVB, FVC	Kg NU FZA, FZE, FZB, FZF		
71					
72					
73					
74					
75					
76					
76T					
77					
78					
79					
80					
81					
82					
83					
84					
85					
86					
87	0	0	0	0	0
88	0	0	0	0	0
89	0	0	0	0	77
90	0	0	0	0	0
91	0	0	0	0	0
92	0	0	0	0	0
93	0	0	0	0	0
94	0	0	0	0	47
95	0	0	0	0	61
96	0	0	0	0	80,999
HUD UNTIL 97	0	0	0	0	0
HTA IN 97	0	0	0	0	2
98	0	0	0	0	0
99	0	0	0	0	0
KG TOTAL	0	0	0	81,186	687,580
MTU TOTAL	0.00	0.00	0.00	81.19	687.58

Prior to FY 1987 - HRA Contractor



APPENDIX B
Section 3 Supplemental Information

Table 3.3.7 Hanford Reactor Contractor (HXA) Uranium Shipments FY 1971-March 31, 1999
Based on NMMSS Document RL2000-I-00002 Shipments (classified)
UNITED NUCLEAR INC. (UNI)

FY	DU						EU					
	MAJOR TIER 1:		MAJOR TIER 1:		MAJOR TIER 1:		MAJOR TIER 1:		MAJOR TIER 1:		MAJOR TIER 1:	
	To PADUCAH Kg DU	To FERNALD Kg DU	To OAK RIDGE Kg DU	Total Kg DU To External From Hanford	To PADUCAH Gm EU	To FERNALD Gm EU	To OAK RIDGE Gm EU	Total Gm EU To External From Hanford	To PADUCAH Gm EU	To FERNALD Gm EU	To OAK RIDGE Gm EU	Total Gm EU To External From Hanford
71	0	195	0	2,807	0	268,837,731	4,473	271,052,547	0	80,729,637	0	80,818,881
72	0	0	0	2	0	366,733,111	0	366,733,111	0	122,947,745	0	124,128,581
73	0	0	0	0	0	55,173,776	0	55,173,776	0	16,293,460	0	16,376,285
74	0	0	0	167	0	1,531,320	0	1,544,493	0	121,614,441	0	121,673,126
75	0	0	0	0	0	92,030,675	0	92,030,675	0	56,744,559	0	56,801,590
76	0	0	0	0	0	56,647,925	0	56,647,925	0	91,358,407	0	91,358,407
76T	0	0	0	0	0	77,508,844	0	77,508,844	0	159,046,418	0	159,578,973
77	0	0	0	0	0	236,609,566	0	236,609,566	0	170,342,951	0	170,618,638
78	0	0	0	0	0	158,122,879	0	158,122,879	0	54,070,469	0	164,284,960
79	0	0	0	5,075	0	0	0	54,070,469	0	0	0	54,302,961
80	0	0	0	0	0	0	0	0	0	0	0	0
81	0	0	0	0	0	0	0	0	0	0	0	0
82	0	0	0	0	0	0	0	0	0	0	0	0
83	0	0	0	0	0	0	0	0	0	0	0	0
84	0	0	0	17	0	0	0	0	0	0	0	0
85	0	0	0	45	0	0	0	0	0	0	0	0
86	0	0	0	36	0	0	0	0	0	0	0	0
87	0	0	0	1	0	0	0	0	0	0	0	0
88	0	0	0	0	0	0	0	0	0	0	0	0
89	0	0	0	0	0	0	0	0	0	0	0	0
90	0	0	0	0	0	0	0	0	0	0	0	0
91	0	0	0	0	0	0	0	0	0	0	0	0
92	0	0	0	0	0	0	0	0	0	0	0	0
93	0	0	0	0	0	0	0	0	0	0	0	0
94	0	0	0	0	0	0	0	0	0	0	0	0
95	0	0	0	0	0	0	0	0	0	0	0	0
96	0	0	0	0	0	0	0	0	0	0	0	0
97	0	0	0	0	0	0	0	0	0	0	0	0
98	0	0	0	0	0	0	0	0	0	0	0	0
99	0	0	0	0	0	0	0	0	0	0	0	0
KG TOTAL	0	5,437	0	8,167	0	2,186,344	4	2,305,594	0	2,186,344	0	2,305,594
MTU TOTAL	0.00	5.44	0.00	8.17	0.00	2,186.34	0.00	2,305.59	0.00	2,186.34	0.00	2,305.59

After FY 1987 - HXA Contractor Turnover to Westinghouse

APPENDIX B


DOE/RL-2000-43

Section 3 Supplemental Information

Table 3.3.7 Hanford Reactor Contractor (HXA) Uranium Shipments FY 1971-March 31, 1999 (Cont.)

Based on NMMSS Document RL2000-I-00002 Shipments (classified)

UNITED NUCLEAR INC. (UNI)

FY	NU			Total Kg NU To External From Hanford	Total
	MAJOR TIER 1: To PADUCAH	MAJOR TIER 1: To FERNALD	MAJOR TIER 1: To OAK RIDGE		
	Kg NU CKY, FYA	Kg NU FVA, FVB, FVC	Kg NU FZA, FZE, FZB, FZF		
71	0	294,782	0	294,787	
72	0	32	0	35	
73	0	2	0	2	
74	0	1,079,051	0	1,079,051	
75	0	273	0	273	
76	0	9,570	0	9,576	
76T	0	0	0	0	
77	0	25,132	0	25,132	
78	0	258	0	258	
79	0	4,831	0	4,831	
80	0	16	0	16	
81	0	0	0	0	
82	0	11	0	11	
83	0	0	0	0	
84	0	328	0	328	
85	0	4,760	0	4,774	
86	0	10,574	0	10,717	
87	0	1,716	0	1,716	
88					
89					
90					
91					
92					
93					
94					
95					
96					
97					
98					
99					
00					
KG TOTAL	0	1,431,336	0	1,431,507	3,745.268
MTU TOTAL	0.00	1,431.34	0.00	1,431.51	3,745.27

After FY 1987 - HXA Contractor Turnover to Westinghouse

APPENDIX B

DOE/RL-2000-43

Section 3 Supplemental Information

Table 3.3.8 Pacific Northwest National Laboratory (PNNL) Offsite Uranium Shipments

Based on NMMSS Document SROO-00009 SHIPMENTS (classified)

FY	TO PADUCAH	TO FERNALD	TO OAK RIDGE	DU	TO PADUCAH	TO FERNALD	TO OAK RIDGE	EU
	MT 20	MT 20	MT 20	Total Kg DU	MT 20	MT 20	MT 20	Total Gm EU
	Kg DU	Kg DU	Kg DU	PNNL External	Gm EU	Gm EU	Gm EU	PNNL External
CKY,FYA	FVA,FVB,FVC	FZA,FZE,FZB,FZF	(Excludes Hanford)	CKY,FYA	FVA,FVB,FVC	FZA,FZE,FZB,FZF	(Excludes Hanford)	
FY65 - FY70	0	2	0	3,029	0	5,350,361	1,108	5,612,875
71	0	7,608	1	7,761	0	3,347,630	515	3,491,460
72	0	4,490	0	5,349	0	5,689,782	172,707	7,089,438
73	0	0	0	477	0	1,700,676	760	1,705,331
74	0	0	66	1,467	0	4,040,965	1,850,671	5,998,886
75	0	0	4	2,290	0	6,852	0	1,127,615
76	0	0	0	2,246	0	1,383,773	0	1,613,160
76T	0	0	0	559	0	0	0	193
77	0	360	357	4,610	0	15,565	0	95,263
78	0	608	207	5,257	0	26,723	242	155,382
79	0	100	274	5,808	0	1,486	18,169	2,329,082
80	0	666	11	8,582	0	1,155,465	0	1,345,290
81	0	0	16	9,814	0	-951	0	103,413
82	0	210	0	16,872	0	7,784	0	115,112
83	0	114	1	4,409	0	973,544	100	1,004,581
84	0	11	4	1,761	0	0	0	57,779
85	0	0	30	1,807	0	0	0	39,407
86	0	0	0	3,389	0	0	45,472	63,501
87	0	0	0	1,535	0	0	0	17,206
88	0	0	16	16,645	0	382,173	0	385,442
89	0	0	26	15,291	0	0	0	29,659
90	0	0	0	10,544	0	0	0	49,472
91	0	0	0	16,422	0	0	0	22,540
92	0	0	0	12,531	0	0	0	5,169
93	0	0	5,570	6,164	0	0	0	6,267
94	0	0	0	12,630	0	0	0	0
95	0	0	0	2,570	0	0	0	145,118
96	0	0	0	0	0	0	0	1,743,425
97	0	0	0	0	0	0	0	95
98	0	0	0	0	0	0	0	0
99	0	0	0	0	0	0	0	6,718
KG TOTAL	0	14,169	6,583	179,819	0	24,082	2,090	34,359
MTU TOTAL	0	14,169	6,583	179,819	0	24,081828	2,089744	34,358879

APPENDIX B

DOE/RL-2000-43

Section 3 Supplemental Information

Table 3.3.8 Pacific Northwest National Laboratory (PNNL) Offsite Uranium Shipments (Cont.)

Based on NMMSS Document SROO-00009 SHIPMENTS (classified)

FY	TO PADUCAH MT 81 Kg NU	TO FERNALD MT 81 Kg NU	TO OAK RIDGE MT 81 Kg NU	NU MT 81 External	ALL U Total Kg U External
	CKY,FYA	FVA,FVB,FVC	FZA,FZE,FZB,FZF	(Excludes Hanford)	Shipments
FY65 - FY 1970	0	4358	0	10109	18,751
71	0	1,467	0	1,675	12,927
72	0	3,918	0	6,518	18,956
73	0	-40	0	-7	2,175
74	0	10,288	0	10,296	17,762
75	0	3	0	20	3,438
76	0	160	0	936	4,795
76T	0	0	0	10	569
77	0	0	0	5	4,710
78	0	0	0	29	5,441
79	0	0	0	1	8,138
80	0	0	0	1	9,928
81	0	0	0	2	9,919
82	0	0	0	93	17,080
83	0	0	0	1	5,415
84	0	0	0	0	1,819
85	0	0	0	0	1,846
86	0	0	0	1	3,454
87	0	0	0	0	1,552
88	0	0	0	0	17,030
89	0	0	0	4	15,325
90	0	0	0	2	10,595
91	0	0	0	7	16,452
92	0	0	0	0	12,536
93	0	0	0	43	6,213
94	0	0	0	0	12,630
95	0	0	0	0	2,715
96	0	0	0	3	1,746
97	0	0	0	0	0
98	0	0	0	0	0
99	0	0	0	0	7
KG TOTAL	0	20,154	0	29,749	243,927
MTU TOTAL	0	20,154	0	29,749	243.93