

BROWSE MENU

Click on a month link to see bond values during that month.

Series EE

[September 1999](#) (From: 2 To: 5)

[October 1999](#) (From: 6 To: 8)

[November 1999](#) (From: 9 To: 12)

[December 1999](#) (From: 13 To: 15)

[January 2000](#) (From: 16 To: 19)

[February 2000](#) (From: 20 To: 23)

Series I

[September 1999](#) (From: 24 To: 24)

[October 1999](#) (From: 25 To: 25)

[November 1999](#) (From: 26 To: 26)

[December 1999](#) (From: 27 To: 27)

[January 2000](#) (From: 28 To: 28)

[February 2000](#) (From: 29 To: 29)

Series E

[September 1999](#) (From: 30 To: 34)

[October 1999](#) (From: 35 To: 39)

[November 1999](#) (From: 40 To: 44)

[December 1999](#) (From: 45 To: 49)

[January 2000](#) (From: 50 To: 55)

[February 2000](#) (From: 56 To: 60)

Savings Notes

[September 1999](#) (From: 64 To: 64)

[October 1999](#) (From: 65 To: 65)

[November 1999](#) (From: 66 To: 66)

[December 1999](#) (From: 67 To: 67)

[January 2000](#) (From: 68 To: 68)

[February 2000](#) (From: 69 To: 69)

Series E (matured)

[Sep 1999 To: Feb 2000](#) (From: 61 To: 63)

SERIES EE - REDEMPTION VALUES AND INTEREST EARNED AMOUNTS BY DENOMINATION

SEPTEMBER 1999

ISSUE YEAR	ISSUE MONTHS	\$50		\$75		\$100		\$200		\$500		\$1,000		\$5,000		\$10,000		YIELD FROM ISSUE
		REDEMP. VALUE	INTEREST EARNED	REDEMP. VALUE	INTEREST EARNED	REDEMP. VALUE	INTEREST EARNED	REDEMP. VALUE	INTEREST EARNED	REDEMP. VALUE	INTEREST EARNED	REDEMP. VALUE	INTEREST EARNED	REDEMP. VALUE	INTEREST EARNED	REDEMP. VALUE	INTEREST EARNED	
1999	Apr. thru Sep.	Not eligible for payment																
	Mar.	25.28	0.28	37.92	0.42	50.56	0.56	101.12	1.12	252.80	2.80	505.60	5.60	2,528.00	28.00	5,056.00	56.00	2.24%
	Feb.	25.38	0.38	38.07	0.57	50.76	0.76	101.52	1.52	253.80	3.80	507.60	7.60	2,538.00	38.00	5,076.00	76.00	2.60%
	Jan.	25.48	0.48	38.22	0.72	50.96	0.96	101.92	1.92	254.80	4.80	509.60	9.60	2,548.00	48.00	5,096.00	96.00	2.87%
1998	Dec.	25.58	0.58	38.37	0.87	51.16	1.16	102.32	2.32	255.80	5.80	511.60	11.60	2,558.00	58.00	5,116.00	116.00	3.08%
	Nov.	25.68	0.68	38.52	1.02	51.36	1.36	102.72	2.72	256.80	6.80	513.60	13.60	2,568.00	68.00	5,136.00	136.00	3.25%
	Oct.	25.84	0.84	38.76	1.26	51.68	1.68	103.36	3.36	258.40	8.40	516.80	16.80	2,584.00	84.00	5,168.00	168.00	3.64%
	Sep.	25.94	0.94	38.91	1.41	51.88	1.88	103.76	3.76	259.40	9.40	518.80	18.80	2,594.00	94.00	5,188.00	188.00	3.73%
	Aug.	26.04	1.04	39.06	1.56	52.08	2.08	104.16	4.16	260.40	10.40	520.80	20.80	2,604.00	104.00	5,208.00	208.00	3.80%
	July	26.14	1.14	39.21	1.71	52.28	2.28	104.56	4.56	261.40	11.40	522.80	22.80	2,614.00	114.00	5,228.00	228.00	3.86%
	June	26.22	1.22	39.33	1.83	52.44	2.44	104.88	4.88	262.20	12.20	524.40	24.40	2,622.00	122.00	5,244.00	244.00	3.85%
	May	26.32	1.32	39.48	1.98	52.64	2.64	105.28	5.28	263.20	13.20	526.40	26.40	2,632.00	132.00	5,264.00	264.00	3.90%
	Apr.	26.56	1.56	39.84	2.34	53.12	3.12	106.24	6.24	265.60	15.60	531.20	31.20	2,656.00	156.00	5,312.00	312.00	4.32%
	Mar.	26.66	1.66	39.99	2.49	53.32	3.32	106.64	6.64	266.60	16.60	533.20	33.20	2,666.00	166.00	5,332.00	332.00	4.33%
	Feb.	26.76	1.76	40.14	2.64	53.52	3.52	107.04	7.04	267.60	17.60	535.20	35.20	2,676.00	176.00	5,352.00	352.00	4.34%
Jan.	26.86	1.86	40.29	2.79	53.72	3.72	107.44	7.44	268.60	18.60	537.20	37.20	2,686.00	186.00	5,372.00	372.00	4.35%	
1997	Dec.	26.96	1.96	40.44	2.94	53.92	3.92	107.84	7.84	269.60	19.60	539.20	39.20	2,696.00	196.00	5,392.00	392.00	4.36%
	Nov.	27.06	2.06	40.59	3.09	54.12	4.12	108.24	8.24	270.60	20.60	541.20	41.20	2,706.00	206.00	5,412.00	412.00	4.37%
	Oct.	27.30	2.30	40.95	3.45	54.60	4.60	109.20	9.20	273.00	23.00	546.00	46.00	2,730.00	230.00	5,460.00	460.00	4.64%
	Sep.	27.40	2.40	41.10	3.60	54.80	4.80	109.60	9.60	274.00	24.00	548.00	48.00	2,740.00	240.00	5,480.00	480.00	4.64%
	Aug.	27.52	2.52	41.28	3.78	55.04	5.04	110.08	10.08	275.20	25.20	550.40	50.40	2,752.00	252.00	5,504.00	504.00	4.66%
	July	27.62	2.62	41.43	3.93	55.24	5.24	110.48	10.48	276.20	26.20	552.40	52.40	2,762.00	262.00	5,524.00	524.00	4.65%
	June	27.72	2.72	41.58	4.08	55.44	5.44	110.88	10.88	277.20	27.20	554.40	54.40	2,772.00	272.00	5,544.00	544.00	4.64%
	May	27.82	2.82	41.73	4.23	55.64	5.64	111.28	11.28	278.20	28.20	556.40	56.40	2,782.00	282.00	5,564.00	564.00	4.63%
	Apr.	27.38	2.38	41.07	3.57	54.76	4.76	109.52	9.52	273.80	23.80	547.60	47.60	2,738.00	238.00	5,476.00	476.00	4.60%
Jan. thru Mar.	27.92	2.92	41.88	4.38	55.84	5.84	111.68	11.68	279.20	29.20	558.40	58.40	2,792.00	292.00	5,584.00	584.00	4.47%	
1996	Nov. thru Dec.	27.92	2.92	41.88	4.38	55.84	5.84	111.68	11.68	279.20	29.20	558.40	58.40	2,792.00	292.00	5,584.00	584.00	4.47%
	Oct.	27.94	2.94	41.91	4.41	55.88	5.88	111.76	11.76	279.40	29.40	558.80	58.80	2,794.00	294.00	5,588.00	588.00	4.50%
	May thru Sep.	28.50	3.50	42.75	5.25	57.00	7.00	114.00	14.00	285.00	35.00	570.00	70.00	2,850.00	350.00	5,700.00	700.00	4.42%
	Apr.	28.62	3.62	42.93	5.43	57.24	7.24	114.48	14.48	286.20	36.20	572.40	72.40	2,862.00	362.00	5,724.00	724.00	4.56%
Jan. thru Mar.	29.20	4.20	43.80	6.30	58.40	8.40	116.80	16.80	292.00	42.00	584.00	84.00	2,920.00	420.00	5,840.00	840.00	4.49%	

SEPTEMBER 1999
INSIST ON PROPER IDENTIFICATION.

SERIES EE - REDEMPTION VALUES AND INTEREST EARNED AMOUNTS BY DENOMINATION

SEPTEMBER 1999

ISSUE YEAR	ISSUE MONTHS	\$50		\$75		\$100		\$200		\$500		\$1,000		\$5,000		\$10,000		YIELD FROM ISSUE
		REDEMP. VALUE	INTEREST EARNED	REDEMP. VALUE	INTEREST EARNED	REDEMP. VALUE	INTEREST EARNED	REDEMP. VALUE	INTEREST EARNED	REDEMP. VALUE	INTEREST EARNED	REDEMP. VALUE	INTEREST EARNED	REDEMP. VALUE	INTEREST EARNED	REDEMP. VALUE	INTEREST EARNED	
1995	Nov. thru Dec.	29.20	4.20	43.80	6.30	58.40	8.40	116.80	16.80	292.00	42.00	584.00	84.00	2,920.00	420.00	5,840.00	840.00	4.49%
	Oct.	29.38	4.38	44.07	6.57	58.76	8.76	117.52	17.52	293.80	43.80	587.60	87.60	2,938.00	438.00	5,876.00	876.00	4.67%
	May thru Sep.	29.96	4.96	44.94	7.44	59.92	9.92	119.84	19.84	299.60	49.60	599.20	99.20	2,996.00	496.00	5,992.00	992.00	4.58%
	Apr.	29.78	4.78	44.67	7.17	59.56	9.56	119.12	19.12	297.80	47.80	595.60	95.60	2,978.00	478.00	5,956.00	956.00	4.00%
	Mar.	29.88	4.88	44.82	7.32	59.76	9.76	119.52	19.52	298.80	48.80	597.60	97.60	2,988.00	488.00	5,976.00	976.00	4.00%
	Feb.	29.98	4.98	44.97	7.47	59.96	9.96	119.92	19.92	299.80	49.80	599.60	99.60	2,998.00	498.00	5,996.00	996.00	4.00%
	Jan.	30.08	5.08	45.12	7.62	60.16	10.16	120.32	20.32	300.80	50.80	601.60	101.60	3,008.00	508.00	6,016.00	1,016.00	4.00%
1994	Dec.	30.18	5.18	45.27	7.77	60.36	10.36	120.72	20.72	301.80	51.80	603.60	103.60	3,018.00	518.00	6,036.00	1,036.00	4.00%
	Nov.	30.28	5.28	45.42	7.92	60.56	10.56	121.12	21.12	302.80	52.80	605.60	105.60	3,028.00	528.00	6,056.00	1,056.00	4.00%
	Oct.	30.38	5.38	45.57	8.07	60.76	10.76	121.52	21.52	303.80	53.80	607.60	107.60	3,038.00	538.00	6,076.00	1,076.00	4.00%
	May thru Sep.	32.36	7.36	48.54	11.04	64.72	14.72	129.44	29.44	323.60	73.60	647.20	147.20	3,236.00	736.00	6,472.00	1,472.00	5.23%
	Apr.	32.34	7.34	48.51	11.01	64.68	14.68	129.36	29.36	323.40	73.40	646.80	146.80	3,234.00	734.00	6,468.00	1,468.00	5.22%
	Jan. thru Mar.	33.04	8.04	49.56	12.06	66.08	16.08	132.16	32.16	330.40	80.40	660.80	160.80	3,304.00	804.00	6,608.00	1,608.00	5.13%
1993	Nov. thru Dec.	33.04	8.04	49.56	12.06	66.08	16.08	132.16	32.16	330.40	80.40	660.80	160.80	3,304.00	804.00	6,608.00	1,608.00	5.13%
	Oct.	33.12	8.12	49.68	12.18	66.24	16.24	132.48	32.48	331.20	81.20	662.40	162.40	3,312.00	812.00	6,624.00	1,624.00	5.18%
	May thru Sep.	33.82	8.82	50.73	13.23	67.64	17.64	135.28	35.28	338.20	88.20	676.40	176.40	3,382.00	882.00	6,764.00	1,764.00	5.10%
	Apr.	33.94	8.94	50.91	13.41	67.88	17.88	135.76	35.76	339.40	89.40	678.80	178.80	3,394.00	894.00	6,788.00	1,788.00	5.16%
	Mar.	34.70	9.70	52.05	14.55	69.40	19.40	138.80	38.80	347.00	97.00	694.00	194.00	3,470.00	970.00	6,940.00	1,940.00	5.11%
	Jan. thru Feb.	36.72	11.72	55.08	17.58	73.44	23.44	146.88	46.88	367.20	117.20	734.40	234.40	3,672.00	1,172.00	7,344.00	2,344.00	6.00%
1992	Oct. thru Dec.	36.72	11.72	55.08	17.58	73.44	23.44	146.88	46.88	367.20	117.20	734.40	234.40	3,672.00	1,172.00	7,344.00	2,344.00	6.00%
	Apr. thru Sep.	37.82	12.82	56.73	19.23	75.64	25.64	151.28	51.28	378.20	128.20	756.40	256.40	3,782.00	1,282.00	7,564.00	2,564.00	6.00%
	Jan. thru Mar.	38.96	13.96	58.44	20.94	77.92	27.92	155.84	55.84	389.60	139.60	779.20	279.20	3,896.00	1,396.00	7,792.00	2,792.00	6.00%
1991	Oct. thru Dec.	38.96	13.96	58.44	20.94	77.92	27.92	155.84	55.84	389.60	139.60	779.20	279.20	3,896.00	1,396.00	7,792.00	2,792.00	6.00%
	Apr. thru Sep.	40.12	15.12	60.18	22.68	80.24	30.24	160.48	60.48	401.20	151.20	802.40	302.40	4,012.00	1,512.00	8,024.00	3,024.00	6.00%
	Jan. thru Mar.	41.34	16.34	62.01	24.51	82.68	32.68	165.36	65.36	413.40	163.40	826.80	326.80	4,134.00	1,634.00	8,268.00	3,268.00	6.01%
1990	Oct. thru Dec.	41.34	16.34	62.01	24.51	82.68	32.68	165.36	65.36	413.40	163.40	826.80	326.80	4,134.00	1,634.00	8,268.00	3,268.00	6.01%
	Apr. thru Sep.	42.58	17.58	63.87	26.37	85.16	35.16	170.32	70.32	425.80	175.80	851.60	351.60	4,258.00	1,758.00	8,516.00	3,516.00	6.01%
	Jan. thru Mar.	43.84	18.84	65.76	28.26	87.68	37.68	175.36	75.36	438.40	188.40	876.80	376.80	4,384.00	1,884.00	8,768.00	3,768.00	6.00%
PROCEEDS FROM SERIES EE SAVINGS BONDS WITH ISSUE DATES BEGINNING JANUARY 1990 MAY BE ELIGIBLE FOR SPECIAL TAX EXEMPTION WHEN USED FOR POST SECONDARY EDUCATION - SEE BACK COVER																		
1989	Oct. thru Dec.	43.84	18.84	65.76	28.26	87.68	37.68	175.36	75.36	438.40	188.40	876.80	376.80	4,384.00	1,884.00	8,768.00	3,768.00	6.00%
	Apr. thru Sep.	45.16	20.16	67.74	30.24	90.32	40.32	180.64	80.64	451.60	201.60	903.20	403.20	4,516.00	2,016.00	9,032.00	4,032.00	6.00%
	Jan. thru Mar.	46.52	21.52	69.78	32.28	93.04	43.04	186.08	86.08	465.20	215.20	930.40	430.40	4,652.00	2,152.00	9,304.00	4,304.00	6.00%

SEPTEMBER 1999
INSIST ON PROPER IDENTIFICATION.

SERIES EE - REDEMPTION VALUES AND INTEREST EARNED AMOUNTS BY DENOMINATION

SEPTEMBER 1999

ISSUE YEAR	ISSUE MONTHS	\$50		\$75		\$100		\$200		\$500		\$1,000		\$5,000		\$10,000		YIELD FROM ISSUE
		REDEMP. VALUE	INTEREST EARNED	REDEMP. VALUE	INTEREST EARNED	REDEMP. VALUE	INTEREST EARNED	REDEMP. VALUE	INTEREST EARNED	REDEMP. VALUE	INTEREST EARNED	REDEMP. VALUE	INTEREST EARNED	REDEMP. VALUE	INTEREST EARNED	REDEMP. VALUE	INTEREST EARNED	
1988	Oct. thru Dec.	46.52	21.52	69.78	32.28	93.04	43.04	186.08	86.08	465.20	215.20	930.40	430.40	4,652.00	2,152.00	9,304.00	4,304.00	6.00%
	Apr. thru Sep.	47.92	22.92	71.88	34.38	95.84	45.84	191.68	91.68	479.20	229.20	958.40	458.40	4,792.00	2,292.00	9,584.00	4,584.00	6.00%
	Jan. thru Mar.	49.34	24.34	74.01	36.51	98.68	48.68	197.36	97.36	493.40	243.40	986.80	486.80	4,934.00	2,434.00	9,868.00	4,868.00	6.00%
1987	Oct. thru Dec.	49.34	24.34	74.01	36.51	98.68	48.68	197.36	97.36	493.40	243.40	986.80	486.80	4,934.00	2,434.00	9,868.00	4,868.00	6.00%
	Apr. thru Sep.	50.82	25.82	76.23	38.73	101.64	51.64	203.28	103.28	508.20	258.20	1,016.40	516.40	5,082.00	2,582.00	10,164.00	5,164.00	6.00%
	Jan. thru Mar.	51.84	26.84	77.76	40.26	103.68	53.68	207.36	107.36	518.40	268.40	1,036.80	536.80	5,184.00	2,684.00	10,368.00	5,368.00	5.92%
1986	Nov. thru Dec.	51.84	26.84	77.76	40.26	103.68	53.68	207.36	107.36	518.40	268.40	1,036.80	536.80	5,184.00	2,684.00	10,368.00	5,368.00	5.92%
	Oct.	57.66	32.66	86.49	48.99	115.32	65.32	230.64	130.64	576.60	326.60	1,153.20	653.20	5,766.00	3,266.00	11,532.00	6,532.00	6.80%
	Apr. thru Sep.	58.82	33.82	88.23	50.73	117.64	67.64	235.28	135.28	588.20	338.20	1,176.40	676.40	5,882.00	3,382.00	11,764.00	6,764.00	6.69%
	Jan. thru Mar.	60.00	35.00	90.00	52.50	120.00	70.00	240.00	140.00	600.00	350.00	1,200.00	700.00	6,000.00	3,500.00	12,000.00	7,000.00	6.59%
1985	Oct. thru Dec.	60.00	35.00	90.00	52.50	120.00	70.00	240.00	140.00	600.00	350.00	1,200.00	700.00	6,000.00	3,500.00	12,000.00	7,000.00	6.59%
	Apr. thru Sep.	61.20	36.20	91.80	54.30	122.40	72.40	244.80	144.80	612.00	362.00	1,224.00	724.00	6,120.00	3,620.00	12,240.00	7,240.00	6.50%
	Jan. thru Mar.	62.42	37.42	93.63	56.13	124.84	74.84	249.68	149.68	624.20	374.20	1,248.40	748.40	6,242.00	3,742.00	12,484.00	7,484.00	6.41%
1984	Nov. thru Dec.	62.42	37.42	93.63	56.13	124.84	74.84	249.68	149.68	624.20	374.20	1,248.40	748.40	6,242.00	3,742.00	12,484.00	7,484.00	6.41%
	Oct.	63.22	38.22	94.83	57.33	126.44	76.44	252.88	152.88	632.20	382.20	1,264.40	764.40	6,322.00	3,822.00	12,644.00	7,644.00	6.50%
	May thru Sep.	64.60	39.60	96.90	59.40	129.20	79.20	258.40	158.40	646.00	396.00	1,292.00	792.00	6,460.00	3,960.00	12,920.00	7,920.00	6.43%
	Apr.	66.22	41.22	99.33	61.83	132.44	82.44	264.88	164.88	662.20	412.20	1,324.40	824.40	6,622.00	4,122.00	13,244.00	8,244.00	6.60%
	Jan. thru Mar.	67.70	42.70	101.55	64.05	135.40	85.40	270.80	170.80	677.00	427.00	1,354.00	854.00	6,770.00	4,270.00	13,540.00	8,540.00	6.53%
1983	Nov. thru Dec.	67.70	42.70	101.55	64.05	135.40	85.40	270.80	170.80	677.00	427.00	1,354.00	854.00	6,770.00	4,270.00	13,540.00	8,540.00	6.53%
	Oct.	69.02	44.02	103.53	66.03	138.04	88.04	276.08	176.08	690.20	440.20	1,380.40	880.40	6,902.00	4,402.00	13,804.00	8,804.00	6.66%
	May thru Sep.	70.56	45.56	105.84	68.34	141.12	91.12	282.24	182.24	705.60	455.60	1,411.20	911.20	7,056.00	4,556.00	14,112.00	9,112.00	6.59%
	Apr.	72.88	47.88	109.32	71.82	145.76	95.76	291.52	191.52	728.80	478.80	1,457.60	957.60	7,288.00	4,788.00	14,576.00	9,576.00	6.80%
	Mar.	74.52	49.52	111.78	74.28	149.04	99.04	298.08	198.08	745.20	495.20	1,490.40	990.40	7,452.00	4,952.00	14,904.00	9,904.00	6.73%
	Jan. thru Feb.	76.70	51.70	115.05	77.55	153.40	103.40	306.80	206.80	767.00	517.00	1,534.00	1,034.00	7,670.00	5,170.00	15,340.00	10,340.00	6.91%
1982	Nov. thru Dec.	76.70	51.70	115.05	77.55	153.40	103.40	306.80	206.80	767.00	517.00	1,534.00	1,034.00	7,670.00	5,170.00	15,340.00	10,340.00	6.91%
	Oct.	83.58	58.58	125.37	87.87	167.16	117.16	334.32	234.32	835.80	585.80	1,671.60	1,171.60	8,358.00	5,858.00	16,716.00	11,716.00	7.45%
	Apr. thru Sep.	86.08	61.08	129.12	91.62	172.16	122.16	344.32	244.32	860.80	610.80	1,721.60	1,221.60	8,608.00	6,108.00	17,216.00	12,216.00	7.41%
	Jan. thru Mar.	88.66	63.66	132.99	95.49	177.32	127.32	354.64	254.64	886.60	636.60	1,773.20	1,273.20	8,866.00	6,366.00	17,732.00	12,732.00	7.37%
1981	Oct. thru Dec.	88.66	63.66	132.99	95.49	177.32	127.32	354.64	254.64	886.60	636.60	1,773.20	1,273.20	8,866.00	6,366.00	17,732.00	12,732.00	7.37%
	May thru Sep.	91.32	66.32	136.98	99.48	182.64	132.64	365.28	265.28	913.20	663.20	1,826.40	1,326.40	9,132.00	6,632.00	18,264.00	13,264.00	7.33%
	Apr.	93.54	68.54	140.31	102.81	187.08	137.08	374.16	274.16	935.40	685.40	1,870.80	1,370.80	9,354.00	6,854.00	18,708.00	13,708.00	7.47%
	Jan. thru Mar.	96.34	71.34	144.51	107.01	192.68	142.68	385.36	285.36	963.40	713.40	1,926.80	1,426.80	9,634.00	7,134.00	19,268.00	14,268.00	7.43%

SEPTEMBER 1999
INSIST ON PROPER IDENTIFICATION.

Series EE

SERIES EE - REDEMPTION VALUES AND INTEREST EARNED AMOUNTS BY DENOMINATION

SEPTEMBER 1999

ISSUE YEAR	ISSUE MONTHS	\$50		\$75		\$100		\$200		\$500		\$1,000		\$5,000		\$10,000		YIELD FROM ISSUE
		REDEMP. VALUE	INTEREST EARNED	REDEMP. VALUE	INTEREST EARNED	REDEMP. VALUE	INTEREST EARNED	REDEMP. VALUE	INTEREST EARNED	REDEMP. VALUE	INTEREST EARNED	REDEMP. VALUE	INTEREST EARNED	REDEMP. VALUE	INTEREST EARNED	REDEMP. VALUE	INTEREST EARNED	
1980	Nov. thru Dec.	96.34	71.34	144.51	107.01	192.68	142.68	385.36	285.36	963.40	713.40	1,926.80	1,426.80	9,634.00	7,134.00	19,268.00	14,268.00	7.43%
	Oct.	101.10	76.10	151.65	114.15	202.20	152.20	404.40	304.40	1,011.00	761.00	2,022.00	1,522.00	10,110.00	7,610.00	20,220.00	15,220.00	7.70%
	May thru Sep.	104.12	79.12	156.18	118.68	208.24	158.24	416.48	316.48	1,041.20	791.20	2,082.40	1,582.40	10,412.00	7,912.00	20,824.00	15,824.00	7.65%
	Apr.	103.10	78.10	154.65	117.15	206.20	156.20	412.40	312.40	1,031.00	781.00	2,062.00	1,562.00	10,310.00	7,810.00	20,620.00	15,620.00	7.60%
	Jan. thru Mar.	106.18	81.18	159.27	121.77	212.36	162.36	424.72	324.72	1,061.80	811.80	2,123.60	1,623.60	10,618.00	8,118.00	21,236.00	16,236.00	7.56%

INTEREST EARNED:

ELIGIBLE FOR SPECIAL TAX EXEMPTION (BEGINNING 1990)

NOT ELIGIBLE FOR SPECIAL TAX EXEMPTION

SEPTEMBER 1999
INSIST ON PROPER IDENTIFICATION.

Series EE

SERIES EE - REDEMPTION VALUES AND INTEREST EARNED AMOUNTS BY DENOMINATION

OCTOBER 1999

ISSUE YEAR	ISSUE MONTHS	\$50		\$75		\$100		\$200		\$500		\$1,000		\$5,000		\$10,000		YIELD FROM ISSUE
		REDEMP. VALUE	INTEREST EARNED	REDEMP. VALUE	INTEREST EARNED	REDEMP. VALUE	INTEREST EARNED	REDEMP. VALUE	INTEREST EARNED	REDEMP. VALUE	INTEREST EARNED	REDEMP. VALUE	INTEREST EARNED	REDEMP. VALUE	INTEREST EARNED	REDEMP. VALUE	INTEREST EARNED	
1999	May thru Oct.	Not eligible for payment																
	Apr.	25.28	0.28	37.92	0.42	50.56	0.56	101.12	1.12	252.80	2.80	505.60	5.60	2,528.00	28.00	5,056.00	56.00	2.24%
	Mar.	25.38	0.38	38.07	0.57	50.76	0.76	101.52	1.52	253.80	3.80	507.60	7.60	2,538.00	38.00	5,076.00	76.00	2.60%
	Feb.	25.48	0.48	38.22	0.72	50.96	0.96	101.92	1.92	254.80	4.80	509.60	9.60	2,548.00	48.00	5,096.00	96.00	2.87%
	Jan.	25.58	0.58	38.37	0.87	51.16	1.16	102.32	2.32	255.80	5.80	511.60	11.60	2,558.00	58.00	5,116.00	116.00	3.08%
1998	Dec.	25.68	0.68	38.52	1.02	51.36	1.36	102.72	2.72	256.80	6.80	513.60	13.60	2,568.00	68.00	5,136.00	136.00	3.25%
	Nov.	25.76	0.76	38.64	1.14	51.52	1.52	103.04	3.04	257.60	7.60	515.20	15.20	2,576.00	76.00	5,152.00	152.00	3.29%
	Oct.	25.94	0.94	38.91	1.41	51.88	1.88	103.76	3.76	259.40	9.40	518.80	18.80	2,594.00	94.00	5,188.00	188.00	3.73%
	Sep.	26.04	1.04	39.06	1.56	52.08	2.08	104.16	4.16	260.40	10.40	520.80	20.80	2,604.00	104.00	5,208.00	208.00	3.80%
	Aug.	26.14	1.14	39.21	1.71	52.28	2.28	104.56	4.56	261.40	11.40	522.80	22.80	2,614.00	114.00	5,228.00	228.00	3.86%
	July	26.22	1.22	39.33	1.83	52.44	2.44	104.88	4.88	262.20	12.20	524.40	24.40	2,622.00	122.00	5,244.00	244.00	3.85%
	June	26.32	1.32	39.48	1.98	52.64	2.64	105.28	5.28	263.20	13.20	526.40	26.40	2,632.00	132.00	5,264.00	264.00	3.90%
	May	26.40	1.40	39.60	2.10	52.80	2.80	105.60	5.60	264.00	14.00	528.00	28.00	2,640.00	140.00	5,280.00	280.00	3.88%
	Apr.	26.66	1.66	39.99	2.49	53.32	3.32	106.64	6.64	266.60	16.60	533.20	33.20	2,666.00	166.00	5,332.00	332.00	4.33%
	Mar.	26.76	1.76	40.14	2.64	53.52	3.52	107.04	7.04	267.60	17.60	535.20	35.20	2,676.00	176.00	5,352.00	352.00	4.34%
	Feb.	26.86	1.86	40.29	2.79	53.72	3.72	107.44	7.44	268.60	18.60	537.20	37.20	2,686.00	186.00	5,372.00	372.00	4.35%
Jan.	26.96	1.96	40.44	2.94	53.92	3.92	107.84	7.84	269.60	19.60	539.20	39.20	2,696.00	196.00	5,392.00	392.00	4.36%	
1997	Dec.	27.06	2.06	40.59	3.09	54.12	4.12	108.24	8.24	270.60	20.60	541.20	41.20	2,706.00	206.00	5,412.00	412.00	4.37%
	Nov.	27.16	2.16	40.74	3.24	54.32	4.32	108.64	8.64	271.60	21.60	543.20	43.20	2,716.00	216.00	5,432.00	432.00	4.37%
	Oct.	27.40	2.40	41.10	3.60	54.80	4.80	109.60	9.60	274.00	24.00	548.00	48.00	2,740.00	240.00	5,480.00	480.00	4.64%
	Sep.	27.52	2.52	41.28	3.78	55.04	5.04	110.08	10.08	275.20	25.20	550.40	50.40	2,752.00	252.00	5,504.00	504.00	4.66%
	Aug.	27.62	2.62	41.43	3.93	55.24	5.24	110.48	10.48	276.20	26.20	552.40	52.40	2,762.00	262.00	5,524.00	524.00	4.65%
	July	27.72	2.72	41.58	4.08	55.44	5.44	110.88	10.88	277.20	27.20	554.40	54.40	2,772.00	272.00	5,544.00	544.00	4.64%
	June	27.82	2.82	41.73	4.23	55.64	5.64	111.28	11.28	278.20	28.20	556.40	56.40	2,782.00	282.00	5,564.00	564.00	4.63%
	May	27.92	2.92	41.88	4.38	55.84	5.84	111.68	11.68	279.20	29.20	558.40	58.40	2,792.00	292.00	5,584.00	584.00	4.62%
	Jan. thru Apr.	27.92	2.92	41.88	4.38	55.84	5.84	111.68	11.68	279.20	29.20	558.40	58.40	2,792.00	292.00	5,584.00	584.00	4.47%
1996	Nov. thru Dec.	27.92	2.92	41.88	4.38	55.84	5.84	111.68	11.68	279.20	29.20	558.40	58.40	2,792.00	292.00	5,584.00	584.00	4.47%
	May thru Oct.	28.50	3.50	42.75	5.25	57.00	7.00	114.00	14.00	285.00	35.00	570.00	70.00	2,850.00	350.00	5,700.00	700.00	4.42%
	Jan. thru Apr.	29.20	4.20	43.80	6.30	58.40	8.40	116.80	16.80	292.00	42.00	584.00	84.00	2,920.00	420.00	5,840.00	840.00	4.49%

OCTOBER 1999

INSIST ON PROPER IDENTIFICATION.

Series EE

SERIES EE - REDEMPTION VALUES AND INTEREST EARNED AMOUNTS BY DENOMINATION

OCTOBER 1999

ISSUE YEAR	ISSUE MONTHS	\$50		\$75		\$100		\$200		\$500		\$1,000		\$5,000		\$10,000		YIELD FROM ISSUE
		REDEMP. VALUE	INTEREST EARNED	REDEMP. VALUE	INTEREST EARNED	REDEMP. VALUE	INTEREST EARNED	REDEMP. VALUE	INTEREST EARNED	REDEMP. VALUE	INTEREST EARNED	REDEMP. VALUE	INTEREST EARNED	REDEMP. VALUE	INTEREST EARNED	REDEMP. VALUE	INTEREST EARNED	
1995	Nov. thru Dec.	29.20	4.20	43.80	6.30	58.40	8.40	116.80	16.80	292.00	42.00	584.00	84.00	2,920.00	420.00	5,840.00	840.00	4.49%
	May thru Oct.	29.96	4.96	44.94	7.44	59.92	9.92	119.84	19.84	299.60	49.60	599.20	99.20	2,996.00	496.00	5,992.00	992.00	4.58%
	Apr.	29.88	4.88	44.82	7.32	59.76	9.76	119.52	19.52	298.80	48.80	597.60	97.60	2,988.00	488.00	5,976.00	976.00	4.00%
	Mar.	29.98	4.98	44.97	7.47	59.96	9.96	119.92	19.92	299.80	49.80	599.60	99.60	2,998.00	498.00	5,996.00	996.00	4.00%
	Feb.	30.08	5.08	45.12	7.62	60.16	10.16	120.32	20.32	300.80	50.80	601.60	101.60	3,008.00	508.00	6,016.00	1,016.00	4.00%
	Jan.	30.18	5.18	45.27	7.77	60.36	10.36	120.72	20.72	301.80	51.80	603.60	103.60	3,018.00	518.00	6,036.00	1,036.00	4.00%
1994	Dec.	30.28	5.28	45.42	7.92	60.56	10.56	121.12	21.12	302.80	52.80	605.60	105.60	3,028.00	528.00	6,056.00	1,056.00	4.00%
	Nov.	30.38	5.38	45.57	8.07	60.76	10.76	121.52	21.52	303.80	53.80	607.60	107.60	3,038.00	538.00	6,076.00	1,076.00	4.00%
	May thru Oct.	32.36	7.36	48.54	11.04	64.72	14.72	129.44	29.44	323.60	73.60	647.20	147.20	3,236.00	736.00	6,472.00	1,472.00	5.23%
	Jan. thru Apr.	33.04	8.04	49.56	12.06	66.08	16.08	132.16	32.16	330.40	80.40	660.80	160.80	3,304.00	804.00	6,608.00	1,608.00	5.13%
1993	Nov. thru Dec.	33.04	8.04	49.56	12.06	66.08	16.08	132.16	32.16	330.40	80.40	660.80	160.80	3,304.00	804.00	6,608.00	1,608.00	5.13%
	May thru Oct.	33.82	8.82	50.73	13.23	67.64	17.64	135.28	35.28	338.20	88.20	676.40	176.40	3,382.00	882.00	6,764.00	1,764.00	5.10%
	Mar. thru Apr.	34.70	9.70	52.05	14.55	69.40	19.40	138.80	38.80	347.00	97.00	694.00	194.00	3,470.00	970.00	6,940.00	1,940.00	5.11%
	Jan. thru Feb.	36.72	11.72	55.08	17.58	73.44	23.44	146.88	46.88	367.20	117.20	734.40	234.40	3,672.00	1,172.00	7,344.00	2,344.00	6.00%
1992	Nov. thru Dec.	36.72	11.72	55.08	17.58	73.44	23.44	146.88	46.88	367.20	117.20	734.40	234.40	3,672.00	1,172.00	7,344.00	2,344.00	6.00%
	May thru Oct.	37.82	12.82	56.73	19.23	75.64	25.64	151.28	51.28	378.20	128.20	756.40	256.40	3,782.00	1,282.00	7,564.00	2,564.00	6.00%
	Jan. thru Apr.	38.96	13.96	58.44	20.94	77.92	27.92	155.84	55.84	389.60	139.60	779.20	279.20	3,896.00	1,396.00	7,792.00	2,792.00	6.00%
1991	Nov. thru Dec.	38.96	13.96	58.44	20.94	77.92	27.92	155.84	55.84	389.60	139.60	779.20	279.20	3,896.00	1,396.00	7,792.00	2,792.00	6.00%
	May thru Oct.	40.12	15.12	60.18	22.68	80.24	30.24	160.48	60.48	401.20	151.20	802.40	302.40	4,012.00	1,512.00	8,024.00	3,024.00	6.00%
	Jan. thru Apr.	41.34	16.34	62.01	24.51	82.68	32.68	165.36	65.36	413.40	163.40	826.80	326.80	4,134.00	1,634.00	8,268.00	3,268.00	6.01%
1990	Nov. thru Dec.	41.34	16.34	62.01	24.51	82.68	32.68	165.36	65.36	413.40	163.40	826.80	326.80	4,134.00	1,634.00	8,268.00	3,268.00	6.01%
	May thru Oct.	42.58	17.58	63.87	26.37	85.16	35.16	170.32	70.32	425.80	175.80	851.60	351.60	4,258.00	1,758.00	8,516.00	3,516.00	6.01%
	Jan. thru Apr.	43.84	18.84	65.76	28.26	87.68	37.68	175.36	75.36	438.40	188.40	876.80	376.80	4,384.00	1,884.00	8,768.00	3,768.00	6.00%
PROCEEDS FROM SERIES EE SAVINGS BONDS WITH ISSUE DATES BEGINNING JANUARY 1990 MAY BE ELIGIBLE FOR SPECIAL TAX EXEMPTION WHEN USED FOR POST SECONDARY EDUCATION - SEE BACK COVER																		
1989	Nov. thru Dec.	43.84	18.84	65.76	28.26	87.68	37.68	175.36	75.36	438.40	188.40	876.80	376.80	4,384.00	1,884.00	8,768.00	3,768.00	6.00%
	May thru Oct.	45.16	20.16	67.74	30.24	90.32	40.32	180.64	80.64	451.60	201.60	903.20	403.20	4,516.00	2,016.00	9,032.00	4,032.00	6.00%
	Jan. thru Apr.	46.52	21.52	69.78	32.28	93.04	43.04	186.08	86.08	465.20	215.20	930.40	430.40	4,652.00	2,152.00	9,304.00	4,304.00	6.00%
1988	Nov. thru Dec.	46.52	21.52	69.78	32.28	93.04	43.04	186.08	86.08	465.20	215.20	930.40	430.40	4,652.00	2,152.00	9,304.00	4,304.00	6.00%
	May thru Oct.	47.92	22.92	71.88	34.38	95.84	45.84	191.68	91.68	479.20	229.20	958.40	458.40	4,792.00	2,292.00	9,584.00	4,584.00	6.00%
	Jan. thru Apr.	49.34	24.34	74.01	36.51	98.68	48.68	197.36	97.36	493.40	243.40	986.80	486.80	4,934.00	2,434.00	9,868.00	4,868.00	6.00%

OCTOBER 1999

INSIST ON PROPER IDENTIFICATION.

Series EE

SERIES EE - REDEMPTION VALUES AND INTEREST EARNED AMOUNTS BY DENOMINATION

OCTOBER 1999

ISSUE YEAR	ISSUE MONTHS	\$50		\$75		\$100		\$200		\$500		\$1,000		\$5,000		\$10,000		YIELD FROM ISSUE
		REDEMP. VALUE	INTEREST EARNED	REDEMP. VALUE	INTEREST EARNED	REDEMP. VALUE	INTEREST EARNED	REDEMP. VALUE	INTEREST EARNED	REDEMP. VALUE	INTEREST EARNED	REDEMP. VALUE	INTEREST EARNED	REDEMP. VALUE	INTEREST EARNED	REDEMP. VALUE	INTEREST EARNED	
1987	Nov. thru Dec.	49.34	24.34	74.01	36.51	98.68	48.68	197.36	97.36	493.40	243.40	986.80	486.80	4,934.00	2,434.00	9,868.00	4,868.00	6.00%
	May thru Oct.	50.82	25.82	76.23	38.73	101.64	51.64	203.28	103.28	508.20	258.20	1,016.40	516.40	5,082.00	2,582.00	10,164.00	5,164.00	6.00%
	Jan. thru Apr.	51.84	26.84	77.76	40.26	103.68	53.68	207.36	107.36	518.40	268.40	1,036.80	536.80	5,184.00	2,684.00	10,368.00	5,368.00	5.92%
1986	Nov. thru Dec.	51.84	26.84	77.76	40.26	103.68	53.68	207.36	107.36	518.40	268.40	1,036.80	536.80	5,184.00	2,684.00	10,368.00	5,368.00	5.92%
	May thru Oct.	58.82	33.82	88.23	50.73	117.64	67.64	235.28	135.28	588.20	338.20	1,176.40	676.40	5,882.00	3,382.00	11,764.00	6,764.00	6.69%
	Jan. thru Apr.	60.00	35.00	90.00	52.50	120.00	70.00	240.00	140.00	600.00	350.00	1,200.00	700.00	6,000.00	3,500.00	12,000.00	7,000.00	6.59%
1985	Nov. thru Dec.	60.00	35.00	90.00	52.50	120.00	70.00	240.00	140.00	600.00	350.00	1,200.00	700.00	6,000.00	3,500.00	12,000.00	7,000.00	6.59%
	May thru Oct.	61.20	36.20	91.80	54.30	122.40	72.40	244.80	144.80	612.00	362.00	1,224.00	724.00	6,120.00	3,620.00	12,240.00	7,240.00	6.50%
	Jan. thru Apr.	62.42	37.42	93.63	56.13	124.84	74.84	249.68	149.68	624.20	374.20	1,248.40	748.40	6,242.00	3,742.00	12,484.00	7,484.00	6.41%
1984	Nov. thru Dec.	62.42	37.42	93.63	56.13	124.84	74.84	249.68	149.68	624.20	374.20	1,248.40	748.40	6,242.00	3,742.00	12,484.00	7,484.00	6.41%
	May thru Oct.	64.60	39.60	96.90	59.40	129.20	79.20	258.40	158.40	646.00	396.00	1,292.00	792.00	6,460.00	3,960.00	12,920.00	7,920.00	6.43%
	Jan. thru Apr.	67.70	42.70	101.55	64.05	135.40	85.40	270.80	170.80	677.00	427.00	1,354.00	854.00	6,770.00	4,270.00	13,540.00	8,540.00	6.53%
1983	Nov. thru Dec.	67.70	42.70	101.55	64.05	135.40	85.40	270.80	170.80	677.00	427.00	1,354.00	854.00	6,770.00	4,270.00	13,540.00	8,540.00	6.53%
	May thru Oct.	70.56	45.56	105.84	68.34	141.12	91.12	282.24	182.24	705.60	455.60	1,411.20	911.20	7,056.00	4,556.00	14,112.00	9,112.00	6.59%
	Mar. thru Apr.	74.52	49.52	111.78	74.28	149.04	99.04	298.08	198.08	745.20	495.20	1,490.40	990.40	7,452.00	4,952.00	14,904.00	9,904.00	6.73%
	Jan. thru Feb.	76.70	51.70	115.05	77.55	153.40	103.40	306.80	206.80	767.00	517.00	1,534.00	1,034.00	7,670.00	5,170.00	15,340.00	10,340.00	6.91%
1982	Nov. thru Dec.	76.70	51.70	115.05	77.55	153.40	103.40	306.80	206.80	767.00	517.00	1,534.00	1,034.00	7,670.00	5,170.00	15,340.00	10,340.00	6.91%
	May thru Oct.	86.08	61.08	129.12	91.62	172.16	122.16	344.32	244.32	860.80	610.80	1,721.60	1,221.60	8,608.00	6,108.00	17,216.00	12,216.00	7.41%
	Jan. thru Apr.	88.66	63.66	132.99	95.49	177.32	127.32	354.64	254.64	886.60	636.60	1,773.20	1,273.20	8,866.00	6,366.00	17,732.00	12,732.00	7.37%
1981	Nov. thru Dec.	88.66	63.66	132.99	95.49	177.32	127.32	354.64	254.64	886.60	636.60	1,773.20	1,273.20	8,866.00	6,366.00	17,732.00	12,732.00	7.37%
	May thru Oct.	91.32	66.32	136.98	99.48	182.64	132.64	365.28	265.28	913.20	663.20	1,826.40	1,326.40	9,132.00	6,632.00	18,264.00	13,264.00	7.33%
	Jan. thru Apr.	96.34	71.34	144.51	107.01	192.68	142.68	385.36	285.36	963.40	713.40	1,926.80	1,426.80	9,634.00	7,134.00	19,268.00	14,268.00	7.43%
1980	Nov. thru Dec.	96.34	71.34	144.51	107.01	192.68	142.68	385.36	285.36	963.40	713.40	1,926.80	1,426.80	9,634.00	7,134.00	19,268.00	14,268.00	7.43%
	May thru Oct.	104.12	79.12	156.18	118.68	208.24	158.24	416.48	316.48	1,041.20	791.20	2,082.40	1,582.40	10,412.00	7,912.00	20,824.00	15,824.00	7.65%
	Jan. thru Apr.	106.18	81.18	159.27	121.77	212.36	162.36	424.72	324.72	1,061.80	811.80	2,123.60	1,623.60	10,618.00	8,118.00	21,236.00	16,236.00	7.56%

INTEREST EARNED:

ELIGIBLE FOR SPECIAL TAX EXEMPTION (BEGINNING 1990)

NOT ELIGIBLE FOR SPECIAL TAX EXEMPTION

OCTOBER 1999

INSIST ON PROPER IDENTIFICATION.

Series EE

SERIES EE - REDEMPTION VALUES AND INTEREST EARNED AMOUNTS BY DENOMINATION

NOVEMBER 1999

ISSUE YEAR	ISSUE MONTHS	\$50		\$75		\$100		\$200		\$500		\$1,000		\$5,000		\$10,000		YIELD FROM ISSUE
		REDEMP. VALUE	INTEREST EARNED	REDEMP. VALUE	INTEREST EARNED	REDEMP. VALUE	INTEREST EARNED	REDEMP. VALUE	INTEREST EARNED	REDEMP. VALUE	INTEREST EARNED	REDEMP. VALUE	INTEREST EARNED	REDEMP. VALUE	INTEREST EARNED	REDEMP. VALUE	INTEREST EARNED	
1999	June thru Nov.	Not eligible for payment																
	May	25.26	0.26	37.89	0.39	50.52	0.52	101.04	1.04	252.60	2.60	505.20	5.20	2,526.00	26.00	5,052.00	52.00	2.08%
	Apr.	25.38	0.38	38.07	0.57	50.76	0.76	101.52	1.52	253.80	3.80	507.60	7.60	2,538.00	38.00	5,076.00	76.00	2.60%
	Mar.	25.48	0.48	38.22	0.72	50.96	0.96	101.92	1.92	254.80	4.80	509.60	9.60	2,548.00	48.00	5,096.00	96.00	2.87%
	Feb.	25.58	0.58	38.37	0.87	51.16	1.16	102.32	2.32	255.80	5.80	511.60	11.60	2,558.00	58.00	5,116.00	116.00	3.08%
	Jan.	25.68	0.68	38.52	1.02	51.36	1.36	102.72	2.72	256.80	6.80	513.60	13.60	2,568.00	68.00	5,136.00	136.00	3.25%
1998	Dec.	25.76	0.76	38.64	1.14	51.52	1.52	103.04	3.04	257.60	7.60	515.20	15.20	2,576.00	76.00	5,152.00	152.00	3.29%
	Nov.	25.86	0.86	38.79	1.29	51.72	1.72	103.44	3.44	258.60	8.60	517.20	17.20	2,586.00	86.00	5,172.00	172.00	3.41%
	Oct.	26.04	1.04	39.06	1.56	52.08	2.08	104.16	4.16	260.40	10.40	520.80	20.80	2,604.00	104.00	5,208.00	208.00	3.80%
	Sep.	26.14	1.14	39.21	1.71	52.28	2.28	104.56	4.56	261.40	11.40	522.80	22.80	2,614.00	114.00	5,228.00	228.00	3.86%
	Aug.	26.22	1.22	39.33	1.83	52.44	2.44	104.88	4.88	262.20	12.20	524.40	24.40	2,622.00	122.00	5,244.00	244.00	3.85%
	July	26.32	1.32	39.48	1.98	52.64	2.64	105.28	5.28	263.20	13.20	526.40	26.40	2,632.00	132.00	5,264.00	264.00	3.90%
	June	26.40	1.40	39.60	2.10	52.80	2.80	105.60	5.60	264.00	14.00	528.00	28.00	2,640.00	140.00	5,280.00	280.00	3.88%
	May	26.50	1.50	39.75	2.25	53.00	3.00	106.00	6.00	265.00	15.00	530.00	30.00	2,650.00	150.00	5,300.00	300.00	3.92%
	Apr.	26.76	1.76	40.14	2.64	53.52	3.52	107.04	7.04	267.60	17.60	535.20	35.20	2,676.00	176.00	5,352.00	352.00	4.34%
	Mar.	26.86	1.86	40.29	2.79	53.72	3.72	107.44	7.44	268.60	18.60	537.20	37.20	2,686.00	186.00	5,372.00	372.00	4.35%
	Feb.	26.96	1.96	40.44	2.94	53.92	3.92	107.84	7.84	269.60	19.60	539.20	39.20	2,696.00	196.00	5,392.00	392.00	4.36%
Jan.	27.06	2.06	40.59	3.09	54.12	4.12	108.24	8.24	270.60	20.60	541.20	41.20	2,706.00	206.00	5,412.00	412.00	4.37%	
1997	Dec.	27.16	2.16	40.74	3.24	54.32	4.32	108.64	8.64	271.60	21.60	543.20	43.20	2,716.00	216.00	5,432.00	432.00	4.37%
	Nov.	27.24	2.24	40.86	3.36	54.48	4.48	108.96	8.96	272.40	22.40	544.80	44.80	2,724.00	224.00	5,448.00	448.00	4.34%
	Oct.	27.52	2.52	41.28	3.78	55.04	5.04	110.08	10.08	275.20	25.20	550.40	50.40	2,752.00	252.00	5,504.00	504.00	4.66%
	Sep.	27.62	2.62	41.43	3.93	55.24	5.24	110.48	10.48	276.20	26.20	552.40	52.40	2,762.00	262.00	5,524.00	524.00	4.65%
	Aug.	27.72	2.72	41.58	4.08	55.44	5.44	110.88	10.88	277.20	27.20	554.40	54.40	2,772.00	272.00	5,544.00	544.00	4.64%
	July	27.82	2.82	41.73	4.23	55.64	5.64	111.28	11.28	278.20	28.20	556.40	56.40	2,782.00	282.00	5,564.00	564.00	4.63%
	June	27.92	2.92	41.88	4.38	55.84	5.84	111.68	11.68	279.20	29.20	558.40	58.40	2,792.00	292.00	5,584.00	584.00	4.62%
	May	28.02	3.02	42.03	4.53	56.04	6.04	112.08	12.08	280.20	30.20	560.40	60.40	2,802.00	302.00	5,604.00	604.00	4.61%
	Jan. thru Apr.	27.92	2.92	41.88	4.38	55.84	5.84	111.68	11.68	279.20	29.20	558.40	58.40	2,792.00	292.00	5,584.00	584.00	4.47%
1996	Dec.	27.92	2.92	41.88	4.38	55.84	5.84	111.68	11.68	279.20	29.20	558.40	58.40	2,792.00	292.00	5,584.00	584.00	4.47%
	Nov.	28.46	3.46	42.69	5.19	56.92	6.92	113.84	13.84	284.60	34.60	569.20	69.20	2,846.00	346.00	5,692.00	692.00	4.37%
	June thru Oct.	28.50	3.50	42.75	5.25	57.00	7.00	114.00	14.00	285.00	35.00	570.00	70.00	2,850.00	350.00	5,700.00	700.00	4.42%
	May	29.06	4.06	43.59	6.09	58.12	8.12	116.24	16.24	290.60	40.60	581.20	81.20	2,906.00	406.00	5,812.00	812.00	4.35%
	Jan. thru Apr.	29.20	4.20	43.80	6.30	58.40	8.40	116.80	16.80	292.00	42.00	584.00	84.00	2,920.00	420.00	5,840.00	840.00	4.49%

NOVEMBER 1999
INSIST ON PROPER IDENTIFICATION.

SERIES EE - REDEMPTION VALUES AND INTEREST EARNED AMOUNTS BY DENOMINATION

NOVEMBER 1999

ISSUE YEAR	ISSUE MONTHS	\$50		\$75		\$100		\$200		\$500		\$1,000		\$5,000		\$10,000		YIELD FROM ISSUE
		REDEMP. VALUE	INTEREST EARNED	REDEMP. VALUE	INTEREST EARNED	REDEMP. VALUE	INTEREST EARNED	REDEMP. VALUE	INTEREST EARNED	REDEMP. VALUE	INTEREST EARNED	REDEMP. VALUE	INTEREST EARNED	REDEMP. VALUE	INTEREST EARNED	REDEMP. VALUE	INTEREST EARNED	
1995	Dec.	29.20	4.20	43.80	6.30	58.40	8.40	116.80	16.80	292.00	42.00	584.00	84.00	2,920.00	420.00	5,840.00	840.00	4.49%
	Nov.	29.78	4.78	44.67	7.17	59.56	9.56	119.12	19.12	297.80	47.80	595.60	95.60	2,978.00	478.00	5,956.00	956.00	4.42%
	June thru Oct.	29.96	4.96	44.94	7.44	59.92	9.92	119.84	19.84	299.60	49.60	599.20	99.20	2,996.00	496.00	5,992.00	992.00	4.58%
	May	30.54	5.54	45.81	8.31	61.08	11.08	122.16	22.16	305.40	55.40	610.80	110.80	3,054.00	554.00	6,108.00	1,108.00	4.50%
	Apr.	29.98	4.98	44.97	7.47	59.96	9.96	119.92	19.92	299.80	49.80	599.60	99.60	2,998.00	498.00	5,996.00	996.00	4.00%
	Mar.	30.08	5.08	45.12	7.62	60.16	10.16	120.32	20.32	300.80	50.80	601.60	101.60	3,008.00	508.00	6,016.00	1,016.00	4.00%
	Feb.	30.18	5.18	45.27	7.77	60.36	10.36	120.72	20.72	301.80	51.80	603.60	103.60	3,018.00	518.00	6,036.00	1,036.00	4.00%
	Jan.	30.28	5.28	45.42	7.92	60.56	10.56	121.12	21.12	302.80	52.80	605.60	105.60	3,028.00	528.00	6,056.00	1,056.00	4.00%
1994	Dec.	30.38	5.38	45.57	8.07	60.76	10.76	121.52	21.52	303.80	53.80	607.60	107.60	3,038.00	538.00	6,076.00	1,076.00	4.00%
	Nov.	32.26	7.26	48.39	10.89	64.52	14.52	129.04	29.04	322.60	72.60	645.20	145.20	3,226.00	726.00	6,452.00	1,452.00	5.16%
	June thru Oct.	32.36	7.36	48.54	11.04	64.72	14.72	129.44	29.44	323.60	73.60	647.20	147.20	3,236.00	736.00	6,472.00	1,472.00	5.23%
	May	33.02	8.02	49.53	12.03	66.04	16.04	132.08	32.08	330.20	80.20	660.40	160.40	3,302.00	802.00	6,604.00	1,604.00	5.12%
	Jan. thru Apr.	33.04	8.04	49.56	12.06	66.08	16.08	132.16	32.16	330.40	80.40	660.80	160.80	3,304.00	804.00	6,608.00	1,608.00	5.13%
1993	Dec.	33.04	8.04	49.56	12.06	66.08	16.08	132.16	32.16	330.40	80.40	660.80	160.80	3,304.00	804.00	6,608.00	1,608.00	5.13%
	Nov.	33.74	8.74	50.61	13.11	67.48	17.48	134.96	34.96	337.40	87.40	674.80	174.80	3,374.00	874.00	6,748.00	1,748.00	5.06%
	June thru Oct.	33.82	8.82	50.73	13.23	67.64	17.64	135.28	35.28	338.20	88.20	676.40	176.40	3,382.00	882.00	6,764.00	1,764.00	5.10%
	May	34.54	9.54	51.81	14.31	69.08	19.08	138.16	38.16	345.40	95.40	690.80	190.80	3,454.00	954.00	6,908.00	1,908.00	5.04%
	Mar. thru Apr.	34.70	9.70	52.05	14.55	69.40	19.40	138.80	38.80	347.00	97.00	694.00	194.00	3,470.00	970.00	6,940.00	1,940.00	5.11%
	Jan. thru Feb.	36.72	11.72	55.08	17.58	73.44	23.44	146.88	46.88	367.20	117.20	734.40	234.40	3,672.00	1,172.00	7,344.00	2,344.00	6.00%
1992	Dec.	36.72	11.72	55.08	17.58	73.44	23.44	146.88	46.88	367.20	117.20	734.40	234.40	3,672.00	1,172.00	7,344.00	2,344.00	6.00%
	June thru Nov.	37.82	12.82	56.73	19.23	75.64	25.64	151.28	51.28	378.20	128.20	756.40	256.40	3,782.00	1,282.00	7,564.00	2,564.00	6.00%
	Jan. thru May	38.96	13.96	58.44	20.94	77.92	27.92	155.84	55.84	389.60	139.60	779.20	279.20	3,896.00	1,396.00	7,792.00	2,792.00	6.00%
1991	Dec.	38.96	13.96	58.44	20.94	77.92	27.92	155.84	55.84	389.60	139.60	779.20	279.20	3,896.00	1,396.00	7,792.00	2,792.00	6.00%
	June thru Nov.	40.12	15.12	60.18	22.68	80.24	30.24	160.48	60.48	401.20	151.20	802.40	302.40	4,012.00	1,512.00	8,024.00	3,024.00	6.00%
	Jan. thru May	41.34	16.34	62.01	24.51	82.68	32.68	165.36	65.36	413.40	163.40	826.80	326.80	4,134.00	1,634.00	8,268.00	3,268.00	6.01%
1990	Dec.	41.34	16.34	62.01	24.51	82.68	32.68	165.36	65.36	413.40	163.40	826.80	326.80	4,134.00	1,634.00	8,268.00	3,268.00	6.01%
	June thru Nov.	42.58	17.58	63.87	26.37	85.16	35.16	170.32	70.32	425.80	175.80	851.60	351.60	4,258.00	1,758.00	8,516.00	3,516.00	6.01%
	Jan. thru May	43.84	18.84	65.76	28.26	87.68	37.68	175.36	75.36	438.40	188.40	876.80	376.80	4,384.00	1,884.00	8,768.00	3,768.00	6.00%
PROCEEDS FROM SERIES EE SAVINGS BONDS WITH ISSUE DATES BEGINNING JANUARY 1990 MAY BE ELIGIBLE FOR SPECIAL TAX EXEMPTION WHEN USED FOR POST SECONDARY EDUCATION - SEE BACK COVER																		
1989	Dec.	43.84	18.84	65.76	28.26	87.68	37.68	175.36	75.36	438.40	188.40	876.80	376.80	4,384.00	1,884.00	8,768.00	3,768.00	6.00%
	June thru Nov.	45.16	20.16	67.74	30.24	90.32	40.32	180.64	80.64	451.60	201.60	903.20	403.20	4,516.00	2,016.00	9,032.00	4,032.00	6.00%
	Jan. thru May	46.52	21.52	69.78	32.28	93.04	43.04	186.08	86.08	465.20	215.20	930.40	430.40	4,652.00	2,152.00	9,304.00	4,304.00	6.00%

NOVEMBER 1999
INSIST ON PROPER IDENTIFICATION.

SERIES EE - REDEMPTION VALUES AND INTEREST EARNED AMOUNTS BY DENOMINATION

NOVEMBER 1999

ISSUE YEAR	ISSUE MONTHS	\$50		\$75		\$100		\$200		\$500		\$1,000		\$5,000		\$10,000		YIELD FROM ISSUE
		REDEMP. VALUE	INTEREST EARNED	REDEMP. VALUE	INTEREST EARNED	REDEMP. VALUE	INTEREST EARNED	REDEMP. VALUE	INTEREST EARNED	REDEMP. VALUE	INTEREST EARNED	REDEMP. VALUE	INTEREST EARNED	REDEMP. VALUE	INTEREST EARNED	REDEMP. VALUE	INTEREST EARNED	
1988	Dec.	46.52	21.52	69.78	32.28	93.04	43.04	186.08	86.08	465.20	215.20	930.40	430.40	4,652.00	2,152.00	9,304.00	4,304.00	6.00%
	June thru Nov.	47.92	22.92	71.88	34.38	95.84	45.84	191.68	91.68	479.20	229.20	958.40	458.40	4,792.00	2,292.00	9,584.00	4,584.00	6.00%
	Jan. thru May	49.34	24.34	74.01	36.51	98.68	48.68	197.36	97.36	493.40	243.40	986.80	486.80	4,934.00	2,434.00	9,868.00	4,868.00	6.00%
1987	Dec.	49.34	24.34	74.01	36.51	98.68	48.68	197.36	97.36	493.40	243.40	986.80	486.80	4,934.00	2,434.00	9,868.00	4,868.00	6.00%
	June thru Nov.	50.82	25.82	76.23	38.73	101.64	51.64	203.28	103.28	508.20	258.20	1,016.40	516.40	5,082.00	2,582.00	10,164.00	5,164.00	6.00%
	Jan. thru May	51.84	26.84	77.76	40.26	103.68	53.68	207.36	107.36	518.40	268.40	1,036.80	536.80	5,184.00	2,684.00	10,368.00	5,368.00	5.92%
1986	Dec.	51.84	26.84	77.76	40.26	103.68	53.68	207.36	107.36	518.40	268.40	1,036.80	536.80	5,184.00	2,684.00	10,368.00	5,368.00	5.92%
	Nov.	52.88	27.88	79.32	41.82	105.76	55.76	211.52	111.52	528.80	278.80	1,057.60	557.60	5,288.00	2,788.00	10,576.00	5,576.00	5.85%
	June thru Oct.	58.82	33.82	88.23	50.73	117.64	67.64	235.28	135.28	588.20	338.20	1,176.40	676.40	5,882.00	3,382.00	11,764.00	6,764.00	6.69%
	Jan. thru May	60.00	35.00	90.00	52.50	120.00	70.00	240.00	140.00	600.00	350.00	1,200.00	700.00	6,000.00	3,500.00	12,000.00	7,000.00	6.59%
1985	Dec.	60.00	35.00	90.00	52.50	120.00	70.00	240.00	140.00	600.00	350.00	1,200.00	700.00	6,000.00	3,500.00	12,000.00	7,000.00	6.59%
	June thru Nov.	61.20	36.20	91.80	54.30	122.40	72.40	244.80	144.80	612.00	362.00	1,224.00	724.00	6,120.00	3,620.00	12,240.00	7,240.00	6.50%
	Jan. thru May	62.42	37.42	93.63	56.13	124.84	74.84	249.68	149.68	624.20	374.20	1,248.40	748.40	6,242.00	3,742.00	12,484.00	7,484.00	6.41%
1984	Dec.	62.42	37.42	93.63	56.13	124.84	74.84	249.68	149.68	624.20	374.20	1,248.40	748.40	6,242.00	3,742.00	12,484.00	7,484.00	6.41%
	Nov.	63.66	38.66	95.49	57.99	127.32	77.32	254.64	154.64	636.60	386.60	1,273.20	773.20	6,366.00	3,866.00	12,732.00	7,732.00	6.33%
	June thru Oct.	64.60	39.60	96.90	59.40	129.20	79.20	258.40	158.40	646.00	396.00	1,292.00	792.00	6,460.00	3,960.00	12,920.00	7,920.00	6.43%
	May	65.88	40.88	98.82	61.32	131.76	81.76	263.52	163.52	658.80	408.80	1,317.60	817.60	6,588.00	4,088.00	13,176.00	8,176.00	6.35%
	Jan. thru Apr.	67.70	42.70	101.55	64.05	135.40	85.40	270.80	170.80	677.00	427.00	1,354.00	854.00	6,770.00	4,270.00	13,540.00	8,540.00	6.53%
1983	Dec.	67.70	42.70	101.55	64.05	135.40	85.40	270.80	170.80	677.00	427.00	1,354.00	854.00	6,770.00	4,270.00	13,540.00	8,540.00	6.53%
	Nov.	69.04	44.04	103.56	66.06	138.08	88.08	276.16	176.16	690.40	440.40	1,380.80	880.80	6,904.00	4,404.00	13,808.00	8,808.00	6.45%
	June thru Oct.	70.56	45.56	105.84	68.34	141.12	91.12	282.24	182.24	705.60	455.60	1,411.20	911.20	7,056.00	4,556.00	14,112.00	9,112.00	6.59%
	May	72.08	47.08	108.12	70.62	144.16	94.16	288.32	188.32	720.80	470.80	1,441.60	941.60	7,208.00	4,708.00	14,416.00	9,416.00	6.52%
	Mar. thru Apr.	74.52	49.52	111.78	74.28	149.04	99.04	298.08	198.08	745.20	495.20	1,490.40	990.40	7,452.00	4,952.00	14,904.00	9,904.00	6.73%
	Jan. thru Feb.	76.70	51.70	115.05	77.55	153.40	103.40	306.80	206.80	767.00	517.00	1,534.00	1,034.00	7,670.00	5,170.00	15,340.00	10,340.00	6.91%
1982	Dec.	76.70	51.70	115.05	77.55	153.40	103.40	306.80	206.80	767.00	517.00	1,534.00	1,034.00	7,670.00	5,170.00	15,340.00	10,340.00	6.91%
	Nov.	79.00	54.00	118.50	81.00	158.00	108.00	316.00	216.00	790.00	540.00	1,580.00	1,080.00	7,900.00	5,400.00	15,800.00	10,800.00	6.88%
	June thru Oct.	86.08	61.08	129.12	91.62	172.16	122.16	344.32	244.32	860.80	610.80	1,721.60	1,221.60	8,608.00	6,108.00	17,216.00	12,216.00	7.41%
	Jan. thru May	88.66	63.66	132.99	95.49	177.32	127.32	354.64	254.64	886.60	636.60	1,773.20	1,273.20	8,866.00	6,366.00	17,732.00	12,732.00	7.37%
1981	Dec.	88.66	63.66	132.99	95.49	177.32	127.32	354.64	254.64	886.60	636.60	1,773.20	1,273.20	8,866.00	6,366.00	17,732.00	12,732.00	7.37%
	June thru Nov.	91.32	66.32	136.98	99.48	182.64	132.64	365.28	265.28	913.20	663.20	1,826.40	1,326.40	9,132.00	6,632.00	18,264.00	13,264.00	7.33%
	May	93.16	68.16	139.74	102.24	186.32	136.32	372.64	272.64	931.60	681.60	1,863.20	1,363.20	9,316.00	6,816.00	18,632.00	13,632.00	7.24%
	Jan. thru Apr.	96.34	71.34	144.51	107.01	192.68	142.68	385.36	285.36	963.40	713.40	1,926.80	1,426.80	9,634.00	7,134.00	19,268.00	14,268.00	7.43%

NOVEMBER 1999
INSIST ON PROPER IDENTIFICATION.

Series EE

SERIES EE - REDEMPTION VALUES AND INTEREST EARNED AMOUNTS BY DENOMINATION

NOVEMBER 1999

ISSUE YEAR	ISSUE MONTHS	\$50		\$75		\$100		\$200		\$500		\$1,000		\$5,000		\$10,000		YIELD FROM ISSUE
		REDEMP. VALUE	INTEREST EARNED	REDEMP. VALUE	INTEREST EARNED	REDEMP. VALUE	INTEREST EARNED	REDEMP. VALUE	INTEREST EARNED	REDEMP. VALUE	INTEREST EARNED	REDEMP. VALUE	INTEREST EARNED	REDEMP. VALUE	INTEREST EARNED	REDEMP. VALUE	INTEREST EARNED	
1980	Dec.	96.34	71.34	144.51	107.01	192.68	142.68	385.36	285.36	963.40	713.40	1,926.80	1,426.80	9,634.00	7,134.00	19,268.00	14,268.00	7.43%
	Nov.	99.24	74.24	148.86	111.36	198.48	148.48	396.96	296.96	992.40	742.40	1,984.80	1,484.80	9,924.00	7,424.00	19,848.00	14,848.00	7.39%
	June thru Oct.	104.12	79.12	156.18	118.68	208.24	158.24	416.48	316.48	1,041.20	791.20	2,082.40	1,582.40	10,412.00	7,912.00	20,824.00	15,824.00	7.65%
	May	107.24	82.24	160.86	123.36	214.48	164.48	428.96	328.96	1,072.40	822.40	2,144.80	1,644.80	10,724.00	8,224.00	21,448.00	16,448.00	7.61%
	Jan. thru Apr.	106.18	81.18	159.27	121.77	212.36	162.36	424.72	324.72	1,061.80	811.80	2,123.60	1,623.60	10,618.00	8,118.00	21,236.00	16,236.00	7.56%

INTEREST EARNED:

ELIGIBLE FOR SPECIAL TAX EXEMPTION (BEGINNING 1990)

NOT ELIGIBLE FOR SPECIAL TAX EXEMPTION

NOVEMBER 1999
INSIST ON PROPER IDENTIFICATION.

Series EE

SERIES EE - REDEMPTION VALUES AND INTEREST EARNED AMOUNTS BY DENOMINATION

DECEMBER 1999

ISSUE YEAR	ISSUE MONTHS	\$50		\$75		\$100		\$200		\$500		\$1,000		\$5,000		\$10,000		YIELD FROM ISSUE
		REDEMP. VALUE	INTEREST EARNED	REDEMP. VALUE	INTEREST EARNED	REDEMP. VALUE	INTEREST EARNED	REDEMP. VALUE	INTEREST EARNED	REDEMP. VALUE	INTEREST EARNED	REDEMP. VALUE	INTEREST EARNED	REDEMP. VALUE	INTEREST EARNED	REDEMP. VALUE	INTEREST EARNED	
1999	July thru Dec.	Not eligible for payment																
	June	25.26	0.26	37.89	0.39	50.52	0.52	101.04	1.04	252.60	2.60	505.20	5.20	2,526.00	26.00	5,052.00	52.00	2.08%
	May	25.36	0.36	38.04	0.54	50.72	0.72	101.44	1.44	253.60	3.60	507.20	7.20	2,536.00	36.00	5,072.00	72.00	2.47%
	Apr.	25.48	0.48	38.22	0.72	50.96	0.96	101.92	1.92	254.80	4.80	509.60	9.60	2,548.00	48.00	5,096.00	96.00	2.87%
	Mar.	25.58	0.58	38.37	0.87	51.16	1.16	102.32	2.32	255.80	5.80	511.60	11.60	2,558.00	58.00	5,116.00	116.00	3.08%
	Feb.	25.68	0.68	38.52	1.02	51.36	1.36	102.72	2.72	256.80	6.80	513.60	13.60	2,568.00	68.00	5,136.00	136.00	3.25%
	Jan.	25.76	0.76	38.64	1.14	51.52	1.52	103.04	3.04	257.60	7.60	515.20	15.20	2,576.00	76.00	5,152.00	152.00	3.29%
1998	Dec.	25.86	0.86	38.79	1.29	51.72	1.72	103.44	3.44	258.60	8.60	517.20	17.20	2,586.00	86.00	5,172.00	172.00	3.41%
	Nov.	25.94	0.94	38.91	1.41	51.88	1.88	103.76	3.76	259.40	9.40	518.80	18.80	2,594.00	94.00	5,188.00	188.00	3.44%
	Oct.	26.14	1.14	39.21	1.71	52.28	2.28	104.56	4.56	261.40	11.40	522.80	22.80	2,614.00	114.00	5,228.00	228.00	3.86%
	Sep.	26.22	1.22	39.33	1.83	52.44	2.44	104.88	4.88	262.20	12.20	524.40	24.40	2,622.00	122.00	5,244.00	244.00	3.85%
	Aug.	26.32	1.32	39.48	1.98	52.64	2.64	105.28	5.28	263.20	13.20	526.40	26.40	2,632.00	132.00	5,264.00	264.00	3.90%
	July	26.40	1.40	39.60	2.10	52.80	2.80	105.60	5.60	264.00	14.00	528.00	28.00	2,640.00	140.00	5,280.00	280.00	3.88%
	June	26.50	1.50	39.75	2.25	53.00	3.00	106.00	6.00	265.00	15.00	530.00	30.00	2,650.00	150.00	5,300.00	300.00	3.92%
	May	26.60	1.60	39.90	2.40	53.20	3.20	106.40	6.40	266.00	16.00	532.00	32.00	2,660.00	160.00	5,320.00	320.00	3.96%
	Apr.	26.86	1.86	40.29	2.79	53.72	3.72	107.44	7.44	268.60	18.60	537.20	37.20	2,686.00	186.00	5,372.00	372.00	4.35%
	Mar.	26.96	1.96	40.44	2.94	53.92	3.92	107.84	7.84	269.60	19.60	539.20	39.20	2,696.00	196.00	5,392.00	392.00	4.36%
	Feb.	27.06	2.06	40.59	3.09	54.12	4.12	108.24	8.24	270.60	20.60	541.20	41.20	2,706.00	206.00	5,412.00	412.00	4.37%
Jan.	27.16	2.16	40.74	3.24	54.32	4.32	108.64	8.64	271.60	21.60	543.20	43.20	2,716.00	216.00	5,432.00	432.00	4.37%	
1997	Dec.	27.24	2.24	40.86	3.36	54.48	4.48	108.96	8.96	272.40	22.40	544.80	44.80	2,724.00	224.00	5,448.00	448.00	4.34%
	Nov.	27.34	2.34	41.01	3.51	54.68	4.68	109.36	9.36	273.40	23.40	546.80	46.80	2,734.00	234.00	5,468.00	468.00	4.34%
	Oct.	27.62	2.62	41.43	3.93	55.24	5.24	110.48	10.48	276.20	26.20	552.40	52.40	2,762.00	262.00	5,524.00	524.00	4.65%
	Sep.	27.72	2.72	41.58	4.08	55.44	5.44	110.88	10.88	277.20	27.20	554.40	54.40	2,772.00	272.00	5,544.00	544.00	4.64%
	Aug.	27.82	2.82	41.73	4.23	55.64	5.64	111.28	11.28	278.20	28.20	556.40	56.40	2,782.00	282.00	5,564.00	564.00	4.63%
	July	27.92	2.92	41.88	4.38	55.84	5.84	111.68	11.68	279.20	29.20	558.40	58.40	2,792.00	292.00	5,584.00	584.00	4.62%
	June	28.02	3.02	42.03	4.53	56.04	6.04	112.08	12.08	280.20	30.20	560.40	60.40	2,802.00	302.00	5,604.00	604.00	4.61%
	May	28.12	3.12	42.18	4.68	56.24	6.24	112.48	12.48	281.20	31.20	562.40	62.40	2,812.00	312.00	5,624.00	624.00	4.60%
	Jan. thru Apr.	27.92	2.92	41.88	4.38	55.84	5.84	111.68	11.68	279.20	29.20	558.40	58.40	2,792.00	292.00	5,584.00	584.00	4.47%
1996	Nov. thru Dec.	28.46	3.46	42.69	5.19	56.92	6.92	113.84	13.84	284.60	34.60	569.20	69.20	2,846.00	346.00	5,692.00	692.00	4.37%
	July thru Oct.	28.50	3.50	42.75	5.25	57.00	7.00	114.00	14.00	285.00	35.00	570.00	70.00	2,850.00	350.00	5,700.00	700.00	4.42%
	May thru June	29.06	4.06	43.59	6.09	58.12	8.12	116.24	16.24	290.60	40.60	581.20	81.20	2,906.00	406.00	5,812.00	812.00	4.35%
	Jan. thru Apr.	29.20	4.20	43.80	6.30	58.40	8.40	116.80	16.80	292.00	42.00	584.00	84.00	2,920.00	420.00	5,840.00	840.00	4.49%

DECEMBER 1999
INSIST ON PROPER IDENTIFICATION.

SERIES EE - REDEMPTION VALUES AND INTEREST EARNED AMOUNTS BY DENOMINATION

DECEMBER 1999

ISSUE YEAR	ISSUE MONTHS	\$50		\$75		\$100		\$200		\$500		\$1,000		\$5,000		\$10,000		YIELD FROM ISSUE
		REDEMP. VALUE	INTEREST EARNED	REDEMP. VALUE	INTEREST EARNED	REDEMP. VALUE	INTEREST EARNED	REDEMP. VALUE	INTEREST EARNED	REDEMP. VALUE	INTEREST EARNED	REDEMP. VALUE	INTEREST EARNED	REDEMP. VALUE	INTEREST EARNED	REDEMP. VALUE	INTEREST EARNED	
1995	Nov. thru Dec.	29.78	4.78	44.67	7.17	59.56	9.56	119.12	19.12	297.80	47.80	595.60	95.60	2,978.00	478.00	5,956.00	956.00	4.42%
	July thru Oct.	29.96	4.96	44.94	7.44	59.92	9.92	119.84	19.84	299.60	49.60	599.20	99.20	2,996.00	496.00	5,992.00	992.00	4.58%
	May thru June	30.54	5.54	45.81	8.31	61.08	11.08	122.16	22.16	305.40	55.40	610.80	110.80	3,054.00	554.00	6,108.00	1,108.00	4.50%
	Apr.	30.08	5.08	45.12	7.62	60.16	10.16	120.32	20.32	300.80	50.80	601.60	101.60	3,008.00	508.00	6,016.00	1,016.00	4.00%
	Mar.	30.18	5.18	45.27	7.77	60.36	10.36	120.72	20.72	301.80	51.80	603.60	103.60	3,018.00	518.00	6,036.00	1,036.00	4.00%
	Feb.	30.28	5.28	45.42	7.92	60.56	10.56	121.12	21.12	302.80	52.80	605.60	105.60	3,028.00	528.00	6,056.00	1,056.00	4.00%
	Jan.	30.38	5.38	45.57	8.07	60.76	10.76	121.52	21.52	303.80	53.80	607.60	107.60	3,038.00	538.00	6,076.00	1,076.00	4.00%
1994	Nov. thru Dec.	32.26	7.26	48.39	10.89	64.52	14.52	129.04	29.04	322.60	72.60	645.20	145.20	3,226.00	726.00	6,452.00	1,452.00	5.16%
	July thru Oct.	32.36	7.36	48.54	11.04	64.72	14.72	129.44	29.44	323.60	73.60	647.20	147.20	3,236.00	736.00	6,472.00	1,472.00	5.23%
	May thru June	33.02	8.02	49.53	12.03	66.04	16.04	132.08	32.08	330.20	80.20	660.40	160.40	3,302.00	802.00	6,604.00	1,604.00	5.12%
	Jan. thru Apr.	33.04	8.04	49.56	12.06	66.08	16.08	132.16	32.16	330.40	80.40	660.80	160.80	3,304.00	804.00	6,608.00	1,608.00	5.13%
1993	Nov. thru Dec.	33.74	8.74	50.61	13.11	67.48	17.48	134.96	34.96	337.40	87.40	674.80	174.80	3,374.00	874.00	6,748.00	1,748.00	5.06%
	July thru Oct.	33.82	8.82	50.73	13.23	67.64	17.64	135.28	35.28	338.20	88.20	676.40	176.40	3,382.00	882.00	6,764.00	1,764.00	5.10%
	May thru June	34.54	9.54	51.81	14.31	69.08	19.08	138.16	38.16	345.40	95.40	690.80	190.80	3,454.00	954.00	6,908.00	1,908.00	5.04%
	Mar. thru Apr.	34.70	9.70	52.05	14.55	69.40	19.40	138.80	38.80	347.00	97.00	694.00	194.00	3,470.00	970.00	6,940.00	1,940.00	5.11%
	Jan. thru Feb.	36.72	11.72	55.08	17.58	73.44	23.44	146.88	46.88	367.20	117.20	734.40	234.40	3,672.00	1,172.00	7,344.00	2,344.00	6.00%
1992	July thru Dec.	37.82	12.82	56.73	19.23	75.64	25.64	151.28	51.28	378.20	128.20	756.40	256.40	3,782.00	1,282.00	7,564.00	2,564.00	6.00%
	Jan. thru June	38.96	13.96	58.44	20.94	77.92	27.92	155.84	55.84	389.60	139.60	779.20	279.20	3,896.00	1,396.00	7,792.00	2,792.00	6.00%
1991	July thru Dec.	40.12	15.12	60.18	22.68	80.24	30.24	160.48	60.48	401.20	151.20	802.40	302.40	4,012.00	1,512.00	8,024.00	3,024.00	6.00%
	Jan. thru June	41.34	16.34	62.01	24.51	82.68	32.68	165.36	65.36	413.40	163.40	826.80	326.80	4,134.00	1,634.00	8,268.00	3,268.00	6.01%
1990	July thru Dec.	42.58	17.58	63.87	26.37	85.16	35.16	170.32	70.32	425.80	175.80	851.60	351.60	4,258.00	1,758.00	8,516.00	3,516.00	6.01%
	Jan. thru June	43.84	18.84	65.76	28.26	87.68	37.68	175.36	75.36	438.40	188.40	876.80	376.80	4,384.00	1,884.00	8,768.00	3,768.00	6.00%
PROCEEDS FROM SERIES EE SAVINGS BONDS WITH ISSUE DATES BEGINNING JANUARY 1990 MAY BE ELIGIBLE FOR SPECIAL TAX EXEMPTION WHEN USED FOR POST SECONDARY EDUCATION - SEE BACK COVER																		
1989	July thru Dec.	45.16	20.16	67.74	30.24	90.32	40.32	180.64	80.64	451.60	201.60	903.20	403.20	4,516.00	2,016.00	9,032.00	4,032.00	6.00%
	Jan. thru June	46.52	21.52	69.78	32.28	93.04	43.04	186.08	86.08	465.20	215.20	930.40	430.40	4,652.00	2,152.00	9,304.00	4,304.00	6.00%
1988	July thru Dec.	47.92	22.92	71.88	34.38	95.84	45.84	191.68	91.68	479.20	229.20	958.40	458.40	4,792.00	2,292.00	9,584.00	4,584.00	6.00%
	Jan. thru June	49.34	24.34	74.01	36.51	98.68	48.68	197.36	97.36	493.40	243.40	986.80	486.80	4,934.00	2,434.00	9,868.00	4,868.00	6.00%
1987	July thru Dec.	50.82	25.82	76.23	38.73	101.64	51.64	203.28	103.28	508.20	258.20	1,016.40	516.40	5,082.00	2,582.00	10,164.00	5,164.00	6.00%
	Jan. thru June	51.84	26.84	77.76	40.26	103.68	53.68	207.36	107.36	518.40	268.40	1,036.80	536.80	5,184.00	2,684.00	10,368.00	5,368.00	5.92%
1986	Nov. thru Dec.	52.88	27.88	79.32	41.82	105.76	55.76	211.52	111.52	528.80	278.80	1,057.60	557.60	5,288.00	2,788.00	10,576.00	5,576.00	5.85%
	July thru Oct.	58.82	33.82	88.23	50.73	117.64	67.64	235.28	135.28	588.20	338.20	1,176.40	676.40	5,882.00	3,382.00	11,764.00	6,764.00	6.69%
	Jan. thru June	60.00	35.00	90.00	52.50	120.00	70.00	240.00	140.00	600.00	350.00	1,200.00	700.00	6,000.00	3,500.00	12,000.00	7,000.00	6.59%

DECEMBER 1999
INSIST ON PROPER IDENTIFICATION.

SERIES EE - REDEMPTION VALUES AND INTEREST EARNED AMOUNTS BY DENOMINATION

DECEMBER 1999

ISSUE YEAR	ISSUE MONTHS	\$50		\$75		\$100		\$200		\$500		\$1,000		\$5,000		\$10,000		YIELD FROM ISSUE
		REDEMP. VALUE	INTEREST EARNED	REDEMP. VALUE	INTEREST EARNED	REDEMP. VALUE	INTEREST EARNED	REDEMP. VALUE	INTEREST EARNED	REDEMP. VALUE	INTEREST EARNED	REDEMP. VALUE	INTEREST EARNED	REDEMP. VALUE	INTEREST EARNED	REDEMP. VALUE	INTEREST EARNED	
1985	July thru Dec.	61.20	36.20	91.80	54.30	122.40	72.40	244.80	144.80	612.00	362.00	1,224.00	724.00	6,120.00	3,620.00	12,240.00	7,240.00	6.50%
	Jan. thru June	62.42	37.42	93.63	56.13	124.84	74.84	249.68	149.68	624.20	374.20	1,248.40	748.40	6,242.00	3,742.00	12,484.00	7,484.00	6.41%
1984	Nov. thru Dec.	63.66	38.66	95.49	57.99	127.32	77.32	254.64	154.64	636.60	386.60	1,273.20	773.20	6,366.00	3,866.00	12,732.00	7,732.00	6.33%
	July thru Oct.	64.60	39.60	96.90	59.40	129.20	79.20	258.40	158.40	646.00	396.00	1,292.00	792.00	6,460.00	3,960.00	12,920.00	7,920.00	6.43%
	May thru June	65.88	40.88	98.82	61.32	131.76	81.76	263.52	163.52	658.80	408.80	1,317.60	817.60	6,588.00	4,088.00	13,176.00	8,176.00	6.35%
	Jan. thru Apr.	67.70	42.70	101.55	64.05	135.40	85.40	270.80	170.80	677.00	427.00	1,354.00	854.00	6,770.00	4,270.00	13,540.00	8,540.00	6.53%
1983	Nov. thru Dec.	69.04	44.04	103.56	66.06	138.08	88.08	276.16	176.16	690.40	440.40	1,380.80	880.80	6,904.00	4,404.00	13,808.00	8,808.00	6.45%
	July thru Oct.	70.56	45.56	105.84	68.34	141.12	91.12	282.24	182.24	705.60	455.60	1,411.20	911.20	7,056.00	4,556.00	14,112.00	9,112.00	6.59%
	May thru June	72.08	47.08	108.12	70.62	144.16	94.16	288.32	188.32	720.80	470.80	1,441.60	941.60	7,208.00	4,708.00	14,416.00	9,416.00	6.52%
	Mar. thru Apr.	74.52	49.52	111.78	74.28	149.04	99.04	298.08	198.08	745.20	495.20	1,490.40	990.40	7,452.00	4,952.00	14,904.00	9,904.00	6.73%
	Jan. thru Feb.	76.70	51.70	115.05	77.55	153.40	103.40	306.80	206.80	767.00	517.00	1,534.00	1,034.00	7,670.00	5,170.00	15,340.00	10,340.00	6.91%
1982	Nov. thru Dec.	79.00	54.00	118.50	81.00	158.00	108.00	316.00	216.00	790.00	540.00	1,580.00	1,080.00	7,900.00	5,400.00	15,800.00	10,800.00	6.88%
	July thru Oct.	86.08	61.08	129.12	91.62	172.16	122.16	344.32	244.32	860.80	610.80	1,721.60	1,221.60	8,608.00	6,108.00	17,216.00	12,216.00	7.41%
	Jan. thru June	88.66	63.66	132.99	95.49	177.32	127.32	354.64	254.64	886.60	636.60	1,773.20	1,273.20	8,866.00	6,366.00	17,732.00	12,732.00	7.37%
1981	July thru Dec.	91.32	66.32	136.98	99.48	182.64	132.64	365.28	265.28	913.20	663.20	1,826.40	1,326.40	9,132.00	6,632.00	18,264.00	13,264.00	7.33%
	May thru June	93.16	68.16	139.74	102.24	186.32	136.32	372.64	272.64	931.60	681.60	1,863.20	1,363.20	9,316.00	6,816.00	18,632.00	13,632.00	7.24%
	Jan. thru Apr.	96.34	71.34	144.51	107.01	192.68	142.68	385.36	285.36	963.40	713.40	1,926.80	1,426.80	9,634.00	7,134.00	19,268.00	14,268.00	7.43%
1980	Nov. thru Dec.	99.24	74.24	148.86	111.36	198.48	148.48	396.96	296.96	992.40	742.40	1,984.80	1,484.80	9,924.00	7,424.00	19,848.00	14,848.00	7.39%
	July thru Oct.	104.12	79.12	156.18	118.68	208.24	158.24	416.48	316.48	1,041.20	791.20	2,082.40	1,582.40	10,412.00	7,912.00	20,824.00	15,824.00	7.65%
	May thru June	107.24	82.24	160.86	123.36	214.48	164.48	428.96	328.96	1,072.40	822.40	2,144.80	1,644.80	10,724.00	8,224.00	21,448.00	16,448.00	7.61%
	Jan. thru Apr.	106.18	81.18	159.27	121.77	212.36	162.36	424.72	324.72	1,061.80	811.80	2,123.60	1,623.60	10,618.00	8,118.00	21,236.00	16,236.00	7.56%

INTEREST EARNED:

ELIGIBLE FOR SPECIAL TAX EXEMPTION (BEGINNING 1990)

NOT ELIGIBLE FOR SPECIAL TAX EXEMPTION

DECEMBER 1999
INSIST ON PROPER IDENTIFICATION.

Series EE

SERIES EE - REDEMPTION VALUES AND INTEREST EARNED AMOUNTS BY DENOMINATION

JANUARY 2000

ISSUE YEAR	ISSUE MONTHS	\$50		\$75		\$100		\$200		\$500		\$1,000		\$5,000		\$10,000		YIELD FROM ISSUE
		REDEMP. VALUE	INTEREST EARNED	REDEMP. VALUE	INTEREST EARNED	REDEMP. VALUE	INTEREST EARNED	REDEMP. VALUE	INTEREST EARNED	REDEMP. VALUE	INTEREST EARNED	REDEMP. VALUE	INTEREST EARNED	REDEMP. VALUE	INTEREST EARNED	REDEMP. VALUE	INTEREST EARNED	
2000	Jan.	Not eligible for payment																
1999	Aug. thru Dec.	Not eligible for payment																
	July	25.26	0.26	37.89	0.39	50.52	0.52	101.04	1.04	252.60	2.60	505.20	5.20	2,526.00	26.00	5,052.00	52.00	2.08%
	June	25.36	0.36	38.04	0.54	50.72	0.72	101.44	1.44	253.60	3.60	507.20	7.20	2,536.00	36.00	5,072.00	72.00	2.47%
	May	25.44	0.44	38.16	0.66	50.88	0.88	101.76	1.76	254.40	4.40	508.80	8.80	2,544.00	44.00	5,088.00	88.00	2.63%
	Apr.	25.58	0.58	38.37	0.87	51.16	1.16	102.32	2.32	255.80	5.80	511.60	11.60	2,558.00	58.00	5,116.00	116.00	3.08%
	Mar.	25.68	0.68	38.52	1.02	51.36	1.36	102.72	2.72	256.80	6.80	513.60	13.60	2,568.00	68.00	5,136.00	136.00	3.25%
	Feb.	25.76	0.76	38.64	1.14	51.52	1.52	103.04	3.04	257.60	7.60	515.20	15.20	2,576.00	76.00	5,152.00	152.00	3.29%
	Jan.	25.86	0.86	38.79	1.29	51.72	1.72	103.44	3.44	258.60	8.60	517.20	17.20	2,586.00	86.00	5,172.00	172.00	3.41%
1998	Dec.	25.94	0.94	38.91	1.41	51.88	1.88	103.76	3.76	259.40	9.40	518.80	18.80	2,594.00	94.00	5,188.00	188.00	3.44%
	Nov.	26.04	1.04	39.06	1.56	52.08	2.08	104.16	4.16	260.40	10.40	520.80	20.80	2,604.00	104.00	5,208.00	208.00	3.52%
	Oct.	26.22	1.22	39.33	1.83	52.44	2.44	104.88	4.88	262.20	12.20	524.40	24.40	2,622.00	122.00	5,244.00	244.00	3.85%
	Sep.	26.32	1.32	39.48	1.98	52.64	2.64	105.28	5.28	263.20	13.20	526.40	26.40	2,632.00	132.00	5,264.00	264.00	3.90%
	Aug.	26.40	1.40	39.60	2.10	52.80	2.80	105.60	5.60	264.00	14.00	528.00	28.00	2,640.00	140.00	5,280.00	280.00	3.88%
	July	26.50	1.50	39.75	2.25	53.00	3.00	106.00	6.00	265.00	15.00	530.00	30.00	2,650.00	150.00	5,300.00	300.00	3.92%
	June	26.60	1.60	39.90	2.40	53.20	3.20	106.40	6.40	266.00	16.00	532.00	32.00	2,660.00	160.00	5,320.00	320.00	3.96%
	May	26.70	1.70	40.05	2.55	53.40	3.40	106.80	6.80	267.00	17.00	534.00	34.00	2,670.00	170.00	5,340.00	340.00	3.99%
	Apr.	26.96	1.96	40.44	2.94	53.92	3.92	107.84	7.84	269.60	19.60	539.20	39.20	2,696.00	196.00	5,392.00	392.00	4.36%
	Mar.	27.06	2.06	40.59	3.09	54.12	4.12	108.24	8.24	270.60	20.60	541.20	41.20	2,706.00	206.00	5,412.00	412.00	4.37%
	Feb.	27.16	2.16	40.74	3.24	54.32	4.32	108.64	8.64	271.60	21.60	543.20	43.20	2,716.00	216.00	5,432.00	432.00	4.37%
	Jan.	27.24	2.24	40.86	3.36	54.48	4.48	108.96	8.96	272.40	22.40	544.80	44.80	2,724.00	224.00	5,448.00	448.00	4.34%
1997	Dec.	27.34	2.34	41.01	3.51	54.68	4.68	109.36	9.36	273.40	23.40	546.80	46.80	2,734.00	234.00	5,468.00	468.00	4.34%
	Nov.	27.44	2.44	41.16	3.66	54.88	4.88	109.76	9.76	274.40	24.40	548.80	48.80	2,744.00	244.00	5,488.00	488.00	4.34%
	Oct.	27.72	2.72	41.58	4.08	55.44	5.44	110.88	10.88	277.20	27.20	554.40	54.40	2,772.00	272.00	5,544.00	544.00	4.64%
	Sep.	27.82	2.82	41.73	4.23	55.64	5.64	111.28	11.28	278.20	28.20	556.40	56.40	2,782.00	282.00	5,564.00	564.00	4.63%
	Aug.	27.92	2.92	41.88	4.38	55.84	5.84	111.68	11.68	279.20	29.20	558.40	58.40	2,792.00	292.00	5,584.00	584.00	4.62%
	July	28.02	3.02	42.03	4.53	56.04	6.04	112.08	12.08	280.20	30.20	560.40	60.40	2,802.00	302.00	5,604.00	604.00	4.61%
	June	28.12	3.12	42.18	4.68	56.24	6.24	112.48	12.48	281.20	31.20	562.40	62.40	2,812.00	312.00	5,624.00	624.00	4.60%
	May	28.22	3.22	42.33	4.83	56.44	6.44	112.88	12.88	282.20	32.20	564.40	64.40	2,822.00	322.00	5,644.00	644.00	4.60%
	Feb. thru Apr.	27.92	2.92	41.88	4.38	55.84	5.84	111.68	11.68	279.20	29.20	558.40	58.40	2,792.00	292.00	5,584.00	584.00	4.47%
	Jan.	28.46	3.46	42.69	5.19	56.92	6.92	113.84	13.84	284.60	34.60	569.20	69.20	2,846.00	346.00	5,692.00	692.00	4.37%

JANUARY 2000
INSIST ON PROPER IDENTIFICATION.

SERIES EE - REDEMPTION VALUES AND INTEREST EARNED AMOUNTS BY DENOMINATION

JANUARY 2000

ISSUE YEAR	ISSUE MONTHS	\$50		\$75		\$100		\$200		\$500		\$1,000		\$5,000		\$10,000		YIELD FROM ISSUE
		REDEMP. VALUE	INTEREST EARNED	REDEMP. VALUE	INTEREST EARNED	REDEMP. VALUE	INTEREST EARNED	REDEMP. VALUE	INTEREST EARNED	REDEMP. VALUE	INTEREST EARNED	REDEMP. VALUE	INTEREST EARNED	REDEMP. VALUE	INTEREST EARNED	REDEMP. VALUE	INTEREST EARNED	
1996	Nov. thru Dec.	28.46	3.46	42.69	5.19	56.92	6.92	113.84	13.84	284.60	34.60	569.20	69.20	2,846.00	346.00	5,692.00	692.00	4.37%
	Aug. thru Oct.	28.50	3.50	42.75	5.25	57.00	7.00	114.00	14.00	285.00	35.00	570.00	70.00	2,850.00	350.00	5,700.00	700.00	4.42%
	May thru July	29.06	4.06	43.59	6.09	58.12	8.12	116.24	16.24	290.60	40.60	581.20	81.20	2,906.00	406.00	5,812.00	812.00	4.35%
	Feb. thru Apr.	29.20	4.20	43.80	6.30	58.40	8.40	116.80	16.80	292.00	42.00	584.00	84.00	2,920.00	420.00	5,840.00	840.00	4.49%
	Jan.	29.78	4.78	44.67	7.17	59.56	9.56	119.12	19.12	297.80	47.80	595.60	95.60	2,978.00	478.00	5,956.00	956.00	4.42%
1995	Nov. thru Dec.	29.78	4.78	44.67	7.17	59.56	9.56	119.12	19.12	297.80	47.80	595.60	95.60	2,978.00	478.00	5,956.00	956.00	4.42%
	Aug. thru Oct.	29.96	4.96	44.94	7.44	59.92	9.92	119.84	19.84	299.60	49.60	599.20	99.20	2,996.00	496.00	5,992.00	992.00	4.58%
	May thru July	30.54	5.54	45.81	8.31	61.08	11.08	122.16	22.16	305.40	55.40	610.80	110.80	3,054.00	554.00	6,108.00	1,108.00	4.50%
	Apr.	30.18	5.18	45.27	7.77	60.36	10.36	120.72	20.72	301.80	51.80	603.60	103.60	3,018.00	518.00	6,036.00	1,036.00	4.00%
	Mar.	30.28	5.28	45.42	7.92	60.56	10.56	121.12	21.12	302.80	52.80	605.60	105.60	3,028.00	528.00	6,056.00	1,056.00	4.00%
	Feb.	30.38	5.38	45.57	8.07	60.76	10.76	121.52	21.52	303.80	53.80	607.60	107.60	3,038.00	538.00	6,076.00	1,076.00	4.00%
	Jan.	32.26	7.26	48.39	10.89	64.52	14.52	129.04	29.04	322.60	72.60	645.20	145.20	3,226.00	726.00	6,452.00	1,452.00	5.16%
1994	Nov. thru Dec.	32.26	7.26	48.39	10.89	64.52	14.52	129.04	29.04	322.60	72.60	645.20	145.20	3,226.00	726.00	6,452.00	1,452.00	5.16%
	Aug. thru Oct.	32.36	7.36	48.54	11.04	64.72	14.72	129.44	29.44	323.60	73.60	647.20	147.20	3,236.00	736.00	6,472.00	1,472.00	5.23%
	May thru July	33.02	8.02	49.53	12.03	66.04	16.04	132.08	32.08	330.20	80.20	660.40	160.40	3,302.00	802.00	6,604.00	1,604.00	5.12%
	Feb. thru Apr.	33.04	8.04	49.56	12.06	66.08	16.08	132.16	32.16	330.40	80.40	660.80	160.80	3,304.00	804.00	6,608.00	1,608.00	5.13%
	Jan.	33.74	8.74	50.61	13.11	67.48	17.48	134.96	34.96	337.40	87.40	674.80	174.80	3,374.00	874.00	6,748.00	1,748.00	5.06%
1993	Nov. thru Dec.	33.74	8.74	50.61	13.11	67.48	17.48	134.96	34.96	337.40	87.40	674.80	174.80	3,374.00	874.00	6,748.00	1,748.00	5.06%
	Aug. thru Oct.	33.82	8.82	50.73	13.23	67.64	17.64	135.28	35.28	338.20	88.20	676.40	176.40	3,382.00	882.00	6,764.00	1,764.00	5.10%
	May thru July	34.54	9.54	51.81	14.31	69.08	19.08	138.16	38.16	345.40	95.40	690.80	190.80	3,454.00	954.00	6,908.00	1,908.00	5.04%
	Mar. thru Apr.	34.70	9.70	52.05	14.55	69.40	19.40	138.80	38.80	347.00	97.00	694.00	194.00	3,470.00	970.00	6,940.00	1,940.00	5.11%
	Feb.	36.72	11.72	55.08	17.58	73.44	23.44	146.88	46.88	367.20	117.20	734.40	234.40	3,672.00	1,172.00	7,344.00	2,344.00	6.00%
	Jan.	37.82	12.82	56.73	19.23	75.64	25.64	151.28	51.28	378.20	128.20	756.40	256.40	3,782.00	1,282.00	7,564.00	2,564.00	6.00%
1992	Aug. thru Dec.	37.82	12.82	56.73	19.23	75.64	25.64	151.28	51.28	378.20	128.20	756.40	256.40	3,782.00	1,282.00	7,564.00	2,564.00	6.00%
	Feb. thru July	38.96	13.96	58.44	20.94	77.92	27.92	155.84	55.84	389.60	139.60	779.20	279.20	3,896.00	1,396.00	7,792.00	2,792.00	6.00%
	Jan.	40.12	15.12	60.18	22.68	80.24	30.24	160.48	60.48	401.20	151.20	802.40	302.40	4,012.00	1,512.00	8,024.00	3,024.00	6.00%
1991	Aug. thru Dec.	40.12	15.12	60.18	22.68	80.24	30.24	160.48	60.48	401.20	151.20	802.40	302.40	4,012.00	1,512.00	8,024.00	3,024.00	6.00%
	Feb. thru July	41.34	16.34	62.01	24.51	82.68	32.68	165.36	65.36	413.40	163.40	826.80	326.80	4,134.00	1,634.00	8,268.00	3,268.00	6.01%
	Jan.	42.58	17.58	63.87	26.37	85.16	35.16	170.32	70.32	425.80	175.80	851.60	351.60	4,258.00	1,758.00	8,516.00	3,516.00	6.01%
1990	Aug. thru Dec.	42.58	17.58	63.87	26.37	85.16	35.16	170.32	70.32	425.80	175.80	851.60	351.60	4,258.00	1,758.00	8,516.00	3,516.00	6.01%
	Feb. thru July	43.84	18.84	65.76	28.26	87.68	37.68	175.36	75.36	438.40	188.40	876.80	376.80	4,384.00	1,884.00	8,768.00	3,768.00	6.00%
	Jan.	45.16	20.16	67.74	30.24	90.32	40.32	180.64	80.64	451.60	201.60	903.20	403.20	4,516.00	2,016.00	9,032.00	4,032.00	6.00%

JANUARY 2000

INSIST ON PROPER IDENTIFICATION.

Series EE

SERIES EE - REDEMPTION VALUES AND INTEREST EARNED AMOUNTS BY DENOMINATION

JANUARY 2000

ISSUE YEAR	ISSUE MONTHS	\$50		\$75		\$100		\$200		\$500		\$1,000		\$5,000		\$10,000		YIELD FROM ISSUE
		REDEMP. VALUE	INTEREST EARNED	REDEMP. VALUE	INTEREST EARNED	REDEMP. VALUE	INTEREST EARNED	REDEMP. VALUE	INTEREST EARNED	REDEMP. VALUE	INTEREST EARNED	REDEMP. VALUE	INTEREST EARNED	REDEMP. VALUE	INTEREST EARNED	REDEMP. VALUE	INTEREST EARNED	
PROCEEDS FROM SERIES EE SAVINGS BONDS WITH ISSUE DATES BEGINNING JANUARY 1990 MAY BE ELIGIBLE FOR SPECIAL TAX EXEMPTION WHEN USED FOR POST SECONDARY EDUCATION - SEE BACK COVER																		
1989	Aug. thru Dec.	45.16	20.16	67.74	30.24	90.32	40.32	180.64	80.64	451.60	201.60	903.20	403.20	4,516.00	2,016.00	9,032.00	4,032.00	6.00%
	Feb. thru July	46.52	21.52	69.78	32.28	93.04	43.04	186.08	86.08	465.20	215.20	930.40	430.40	4,652.00	2,152.00	9,304.00	4,304.00	6.00%
	Jan.	47.92	22.92	71.88	34.38	95.84	45.84	191.68	91.68	479.20	229.20	958.40	458.40	4,792.00	2,292.00	9,584.00	4,584.00	6.00%
1988	Aug. thru Dec.	47.92	22.92	71.88	34.38	95.84	45.84	191.68	91.68	479.20	229.20	958.40	458.40	4,792.00	2,292.00	9,584.00	4,584.00	6.00%
	Feb. thru July	49.34	24.34	74.01	36.51	98.68	48.68	197.36	97.36	493.40	243.40	986.80	486.80	4,934.00	2,434.00	9,868.00	4,868.00	6.00%
	Jan.	50.82	25.82	76.23	38.73	101.64	51.64	203.28	103.28	508.20	258.20	1,016.40	516.40	5,082.00	2,582.00	10,164.00	5,164.00	6.00%
1987	Aug. thru Dec.	50.82	25.82	76.23	38.73	101.64	51.64	203.28	103.28	508.20	258.20	1,016.40	516.40	5,082.00	2,582.00	10,164.00	5,164.00	6.00%
	Feb. thru July	51.84	26.84	77.76	40.26	103.68	53.68	207.36	107.36	518.40	268.40	1,036.80	536.80	5,184.00	2,684.00	10,368.00	5,368.00	5.92%
	Jan.	52.88	27.88	79.32	41.82	105.76	55.76	211.52	111.52	528.80	278.80	1,057.60	557.60	5,288.00	2,788.00	10,576.00	5,576.00	5.85%
1986	Nov. thru Dec.	52.88	27.88	79.32	41.82	105.76	55.76	211.52	111.52	528.80	278.80	1,057.60	557.60	5,288.00	2,788.00	10,576.00	5,576.00	5.85%
	Aug. thru Oct.	58.82	33.82	88.23	50.73	117.64	67.64	235.28	135.28	588.20	338.20	1,176.40	676.40	5,882.00	3,382.00	11,764.00	6,764.00	6.69%
	Feb. thru July	60.00	35.00	90.00	52.50	120.00	70.00	240.00	140.00	600.00	350.00	1,200.00	700.00	6,000.00	3,500.00	12,000.00	7,000.00	6.59%
	Jan.	61.20	36.20	91.80	54.30	122.40	72.40	244.80	144.80	612.00	362.00	1,224.00	724.00	6,120.00	3,620.00	12,240.00	7,240.00	6.50%
1985	Aug. thru Dec.	61.20	36.20	91.80	54.30	122.40	72.40	244.80	144.80	612.00	362.00	1,224.00	724.00	6,120.00	3,620.00	12,240.00	7,240.00	6.50%
	Feb. thru July	62.42	37.42	93.63	56.13	124.84	74.84	249.68	149.68	624.20	374.20	1,248.40	748.40	6,242.00	3,742.00	12,484.00	7,484.00	6.41%
	Jan.	63.66	38.66	95.49	57.99	127.32	77.32	254.64	154.64	636.60	386.60	1,273.20	773.20	6,366.00	3,866.00	12,732.00	7,732.00	6.33%
1984	Nov. thru Dec.	63.66	38.66	95.49	57.99	127.32	77.32	254.64	154.64	636.60	386.60	1,273.20	773.20	6,366.00	3,866.00	12,732.00	7,732.00	6.33%
	Aug. thru Oct.	64.60	39.60	96.90	59.40	129.20	79.20	258.40	158.40	646.00	396.00	1,292.00	792.00	6,460.00	3,960.00	12,920.00	7,920.00	6.43%
	May thru July	65.88	40.88	98.82	61.32	131.76	81.76	263.52	163.52	658.80	408.80	1,317.60	817.60	6,588.00	4,088.00	13,176.00	8,176.00	6.35%
	Feb. thru Apr.	67.70	42.70	101.55	64.05	135.40	85.40	270.80	170.80	677.00	427.00	1,354.00	854.00	6,770.00	4,270.00	13,540.00	8,540.00	6.53%
	Jan.	69.04	44.04	103.56	66.06	138.08	88.08	276.16	176.16	690.40	440.40	1,380.80	880.80	6,904.00	4,404.00	13,808.00	8,808.00	6.45%
1983	Nov. thru Dec.	69.04	44.04	103.56	66.06	138.08	88.08	276.16	176.16	690.40	440.40	1,380.80	880.80	6,904.00	4,404.00	13,808.00	8,808.00	6.45%
	Aug. thru Oct.	70.56	45.56	105.84	68.34	141.12	91.12	282.24	182.24	705.60	455.60	1,411.20	911.20	7,056.00	4,556.00	14,112.00	9,112.00	6.59%
	May thru July	72.08	47.08	108.12	70.62	144.16	94.16	288.32	188.32	720.80	470.80	1,441.60	941.60	7,208.00	4,708.00	14,416.00	9,416.00	6.52%
	Mar. thru Apr.	74.52	49.52	111.78	74.28	149.04	99.04	298.08	198.08	745.20	495.20	1,490.40	990.40	7,452.00	4,952.00	14,904.00	9,904.00	6.73%
	Feb.	76.70	51.70	115.05	77.55	153.40	103.40	306.80	206.80	767.00	517.00	1,534.00	1,034.00	7,670.00	5,170.00	15,340.00	10,340.00	6.91%
	Jan.	79.00	54.00	118.50	81.00	158.00	108.00	316.00	216.00	790.00	540.00	1,580.00	1,080.00	7,900.00	5,400.00	15,800.00	10,800.00	6.88%
1982	Nov. thru Dec.	79.00	54.00	118.50	81.00	158.00	108.00	316.00	216.00	790.00	540.00	1,580.00	1,080.00	7,900.00	5,400.00	15,800.00	10,800.00	6.88%
	Aug. thru Oct.	86.08	61.08	129.12	91.62	172.16	122.16	344.32	244.32	860.80	610.80	1,721.60	1,221.60	8,608.00	6,108.00	17,216.00	12,216.00	7.41%
	Feb. thru July	88.66	63.66	132.99	95.49	177.32	127.32	354.64	254.64	886.60	636.60	1,773.20	1,273.20	8,866.00	6,366.00	17,732.00	12,732.00	7.37%
	Jan.	91.32	66.32	136.98	99.48	182.64	132.64	365.28	265.28	913.20	663.20	1,826.40	1,326.40	9,132.00	6,632.00	18,264.00	13,264.00	7.33%

JANUARY 2000

INSIST ON PROPER IDENTIFICATION.

Series EE

SERIES EE - REDEMPTION VALUES AND INTEREST EARNED AMOUNTS BY DENOMINATION

JANUARY 2000

ISSUE YEAR	ISSUE MONTHS	\$50		\$75		\$100		\$200		\$500		\$1,000		\$5,000		\$10,000		YIELD FROM ISSUE
		REDEMP. VALUE	INTEREST EARNED	REDEMP. VALUE	INTEREST EARNED	REDEMP. VALUE	INTEREST EARNED	REDEMP. VALUE	INTEREST EARNED	REDEMP. VALUE	INTEREST EARNED	REDEMP. VALUE	INTEREST EARNED	REDEMP. VALUE	INTEREST EARNED	REDEMP. VALUE	INTEREST EARNED	
1981	Aug. thru Dec.	91.32	66.32	136.98	99.48	182.64	132.64	365.28	265.28	913.20	663.20	1,826.40	1,326.40	9,132.00	6,632.00	18,264.00	13,264.00	7.33%
	May thru July	93.16	68.16	139.74	102.24	186.32	136.32	372.64	272.64	931.60	681.60	1,863.20	1,363.20	9,316.00	6,816.00	18,632.00	13,632.00	7.24%
	Feb. thru Apr.	96.34	71.34	144.51	107.01	192.68	142.68	385.36	285.36	963.40	713.40	1,926.80	1,426.80	9,634.00	7,134.00	19,268.00	14,268.00	7.43%
	Jan.	99.24	74.24	148.86	111.36	198.48	148.48	396.96	296.96	992.40	742.40	1,984.80	1,484.80	9,924.00	7,424.00	19,848.00	14,848.00	7.39%
1980	Nov. thru Dec.	99.24	74.24	148.86	111.36	198.48	148.48	396.96	296.96	992.40	742.40	1,984.80	1,484.80	9,924.00	7,424.00	19,848.00	14,848.00	7.39%
	Aug. thru Oct.	104.12	79.12	156.18	118.68	208.24	158.24	416.48	316.48	1,041.20	791.20	2,082.40	1,582.40	10,412.00	7,912.00	20,824.00	15,824.00	7.65%
	May thru July	107.24	82.24	160.86	123.36	214.48	164.48	428.96	328.96	1,072.40	822.40	2,144.80	1,644.80	10,724.00	8,224.00	21,448.00	16,448.00	7.61%
	Feb. thru Apr.	106.18	81.18	159.27	121.77	212.36	162.36	424.72	324.72	1,061.80	811.80	2,123.60	1,623.60	10,618.00	8,118.00	21,236.00	16,236.00	7.56%
	Jan.	109.38	84.38	164.07	126.57	218.76	168.76	437.52	337.52	1,093.80	843.80	2,187.60	1,687.60	10,938.00	8,438.00	21,876.00	16,876.00	7.52%

INTEREST EARNED:

ELIGIBLE FOR SPECIAL TAX EXEMPTION (BEGINNING 1990)

NOT ELIGIBLE FOR SPECIAL TAX EXEMPTION

JANUARY 2000

INSIST ON PROPER IDENTIFICATION.

Series EE

SERIES EE - REDEMPTION VALUES AND INTEREST EARNED AMOUNTS BY DENOMINATION

FEBRUARY 2000

ISSUE YEAR	ISSUE MONTHS	\$50		\$75		\$100		\$200		\$500		\$1,000		\$5,000		\$10,000		YIELD FROM ISSUE
		REDEMP. VALUE	INTEREST EARNED	REDEMP. VALUE	INTEREST EARNED	REDEMP. VALUE	INTEREST EARNED	REDEMP. VALUE	INTEREST EARNED	REDEMP. VALUE	INTEREST EARNED	REDEMP. VALUE	INTEREST EARNED	REDEMP. VALUE	INTEREST EARNED	REDEMP. VALUE	INTEREST EARNED	
2000	Jan. thru Feb.	Not eligible for payment																
1999	Sep. thru Dec.	Not eligible for payment																
	Aug.	25.26	0.26	37.89	0.39	50.52	0.52	101.04	1.04	252.60	2.60	505.20	5.20	2,526.00	26.00	5,052.00	52.00	2.08%
	July	25.36	0.36	38.04	0.54	50.72	0.72	101.44	1.44	253.60	3.60	507.20	7.20	2,536.00	36.00	5,072.00	72.00	2.47%
	June	25.44	0.44	38.16	0.66	50.88	0.88	101.76	1.76	254.40	4.40	508.80	8.80	2,544.00	44.00	5,088.00	88.00	2.63%
	May	25.54	0.54	38.31	0.81	51.08	1.08	102.16	2.16	255.40	5.40	510.80	10.80	2,554.00	54.00	5,108.00	108.00	2.87%
	Apr.	25.68	0.68	38.52	1.02	51.36	1.36	102.72	2.72	256.80	6.80	513.60	13.60	2,568.00	68.00	5,136.00	136.00	3.25%
	Mar.	25.76	0.76	38.64	1.14	51.52	1.52	103.04	3.04	257.60	7.60	515.20	15.20	2,576.00	76.00	5,152.00	152.00	3.29%
	Feb.	25.86	0.86	38.79	1.29	51.72	1.72	103.44	3.44	258.60	8.60	517.20	17.20	2,586.00	86.00	5,172.00	172.00	3.41%
	Jan.	25.94	0.94	38.91	1.41	51.88	1.88	103.76	3.76	259.40	9.40	518.80	18.80	2,594.00	94.00	5,188.00	188.00	3.44%
1998	Dec.	26.04	1.04	39.06	1.56	52.08	2.08	104.16	4.16	260.40	10.40	520.80	20.80	2,604.00	104.00	5,208.00	208.00	3.52%
	Nov.	26.14	1.14	39.21	1.71	52.28	2.28	104.56	4.56	261.40	11.40	522.80	22.80	2,614.00	114.00	5,228.00	228.00	3.60%
	Oct.	26.32	1.32	39.48	1.98	52.64	2.64	105.28	5.28	263.20	13.20	526.40	26.40	2,632.00	132.00	5,264.00	264.00	3.90%
	Sep.	26.40	1.40	39.60	2.10	52.80	2.80	105.60	5.60	264.00	14.00	528.00	28.00	2,640.00	140.00	5,280.00	280.00	3.88%
	Aug.	26.50	1.50	39.75	2.25	53.00	3.00	106.00	6.00	265.00	15.00	530.00	30.00	2,650.00	150.00	5,300.00	300.00	3.92%
	July	26.60	1.60	39.90	2.40	53.20	3.20	106.40	6.40	266.00	16.00	532.00	32.00	2,660.00	160.00	5,320.00	320.00	3.96%
	June	26.70	1.70	40.05	2.55	53.40	3.40	106.80	6.80	267.00	17.00	534.00	34.00	2,670.00	170.00	5,340.00	340.00	3.99%
	May	26.78	1.78	40.17	2.67	53.56	3.56	107.12	7.12	267.80	17.80	535.60	35.60	2,678.00	178.00	5,356.00	356.00	3.97%
	Apr.	27.06	2.06	40.59	3.09	54.12	4.12	108.24	8.24	270.60	20.60	541.20	41.20	2,706.00	206.00	5,412.00	412.00	4.37%
	Mar.	27.16	2.16	40.74	3.24	54.32	4.32	108.64	8.64	271.60	21.60	543.20	43.20	2,716.00	216.00	5,432.00	432.00	4.37%
	Feb.	27.24	2.24	40.86	3.36	54.48	4.48	108.96	8.96	272.40	22.40	544.80	44.80	2,724.00	224.00	5,448.00	448.00	4.34%
	Jan.	27.34	2.34	41.01	3.51	54.68	4.68	109.36	9.36	273.40	23.40	546.80	46.80	2,734.00	234.00	5,468.00	468.00	4.34%
1997	Dec.	27.44	2.44	41.16	3.66	54.88	4.88	109.76	9.76	274.40	24.40	548.80	48.80	2,744.00	244.00	5,488.00	488.00	4.34%
	Nov.	27.54	2.54	41.31	3.81	55.08	5.08	110.16	10.16	275.40	25.40	550.80	50.80	2,754.00	254.00	5,508.00	508.00	4.35%
	Oct.	27.82	2.82	41.73	4.23	55.64	5.64	111.28	11.28	278.20	28.20	556.40	56.40	2,782.00	282.00	5,564.00	564.00	4.63%
	Sep.	27.92	2.92	41.88	4.38	55.84	5.84	111.68	11.68	279.20	29.20	558.40	58.40	2,792.00	292.00	5,584.00	584.00	4.62%
	Aug.	28.02	3.02	42.03	4.53	56.04	6.04	112.08	12.08	280.20	30.20	560.40	60.40	2,802.00	302.00	5,604.00	604.00	4.61%
	July	28.12	3.12	42.18	4.68	56.24	6.24	112.48	12.48	281.20	31.20	562.40	62.40	2,812.00	312.00	5,624.00	624.00	4.60%
	June	28.22	3.22	42.33	4.83	56.44	6.44	112.88	12.88	282.20	32.20	564.40	64.40	2,822.00	322.00	5,644.00	644.00	4.60%
	May	28.32	3.32	42.48	4.98	56.64	6.64	113.28	13.28	283.20	33.20	566.40	66.40	2,832.00	332.00	5,664.00	664.00	4.59%
	Mar. thru Apr.	27.92	2.92	41.88	4.38	55.84	5.84	111.68	11.68	279.20	29.20	558.40	58.40	2,792.00	292.00	5,584.00	584.00	4.47%
	Jan. thru Feb.	28.46	3.46	42.69	5.19	56.92	6.92	113.84	13.84	284.60	34.60	569.20	69.20	2,846.00	346.00	5,692.00	692.00	4.37%

FEBRUARY 2000
INSIST ON PROPER IDENTIFICATION.

SERIES EE - REDEMPTION VALUES AND INTEREST EARNED AMOUNTS BY DENOMINATION

FEBRUARY 2000

ISSUE YEAR	ISSUE MONTHS	\$50		\$75		\$100		\$200		\$500		\$1,000		\$5,000		\$10,000		YIELD FROM ISSUE
		REDEMP. VALUE	INTEREST EARNED	REDEMP. VALUE	INTEREST EARNED	REDEMP. VALUE	INTEREST EARNED	REDEMP. VALUE	INTEREST EARNED	REDEMP. VALUE	INTEREST EARNED	REDEMP. VALUE	INTEREST EARNED	REDEMP. VALUE	INTEREST EARNED	REDEMP. VALUE	INTEREST EARNED	
1996	Nov. thru Dec.	28.46	3.46	42.69	5.19	56.92	6.92	113.84	13.84	284.60	34.60	569.20	69.20	2,846.00	346.00	5,692.00	692.00	4.37%
	Sep. thru Oct.	28.50	3.50	42.75	5.25	57.00	7.00	114.00	14.00	285.00	35.00	570.00	70.00	2,850.00	350.00	5,700.00	700.00	4.42%
	May thru Aug.	29.06	4.06	43.59	6.09	58.12	8.12	116.24	16.24	290.60	40.60	581.20	81.20	2,906.00	406.00	5,812.00	812.00	4.35%
	Mar. thru Apr.	29.20	4.20	43.80	6.30	58.40	8.40	116.80	16.80	292.00	42.00	584.00	84.00	2,920.00	420.00	5,840.00	840.00	4.49%
	Jan. thru Feb.	29.78	4.78	44.67	7.17	59.56	9.56	119.12	19.12	297.80	47.80	595.60	95.60	2,978.00	478.00	5,956.00	956.00	4.42%
1995	Nov. thru Dec.	29.78	4.78	44.67	7.17	59.56	9.56	119.12	19.12	297.80	47.80	595.60	95.60	2,978.00	478.00	5,956.00	956.00	4.42%
	Sep. thru Oct.	29.96	4.96	44.94	7.44	59.92	9.92	119.84	19.84	299.60	49.60	599.20	99.20	2,996.00	496.00	5,992.00	992.00	4.58%
	May thru Aug.	30.54	5.54	45.81	8.31	61.08	11.08	122.16	22.16	305.40	55.40	610.80	110.80	3,054.00	554.00	6,108.00	1,108.00	4.50%
	Apr.	30.28	5.28	45.42	7.92	60.56	10.56	121.12	21.12	302.80	52.80	605.60	105.60	3,028.00	528.00	6,056.00	1,056.00	4.00%
	Mar.	30.38	5.38	45.57	8.07	60.76	10.76	121.52	21.52	303.80	53.80	607.60	107.60	3,038.00	538.00	6,076.00	1,076.00	4.00%
	Jan. thru Feb.	32.26	7.26	48.39	10.89	64.52	14.52	129.04	29.04	322.60	72.60	645.20	145.20	3,226.00	726.00	6,452.00	1,452.00	5.16%
1994	Nov. thru Dec.	32.26	7.26	48.39	10.89	64.52	14.52	129.04	29.04	322.60	72.60	645.20	145.20	3,226.00	726.00	6,452.00	1,452.00	5.16%
	Sep. thru Oct.	32.36	7.36	48.54	11.04	64.72	14.72	129.44	29.44	323.60	73.60	647.20	147.20	3,236.00	736.00	6,472.00	1,472.00	5.23%
	May thru Aug.	33.02	8.02	49.53	12.03	66.04	16.04	132.08	32.08	330.20	80.20	660.40	160.40	3,302.00	802.00	6,604.00	1,604.00	5.12%
	Mar. thru Apr.	33.04	8.04	49.56	12.06	66.08	16.08	132.16	32.16	330.40	80.40	660.80	160.80	3,304.00	804.00	6,608.00	1,608.00	5.13%
	Jan. thru Feb.	33.74	8.74	50.61	13.11	67.48	17.48	134.96	34.96	337.40	87.40	674.80	174.80	3,374.00	874.00	6,748.00	1,748.00	5.06%
1993	Nov. thru Dec.	33.74	8.74	50.61	13.11	67.48	17.48	134.96	34.96	337.40	87.40	674.80	174.80	3,374.00	874.00	6,748.00	1,748.00	5.06%
	Sep. thru Oct.	33.82	8.82	50.73	13.23	67.64	17.64	135.28	35.28	338.20	88.20	676.40	176.40	3,382.00	882.00	6,764.00	1,764.00	5.10%
	May thru Aug.	34.54	9.54	51.81	14.31	69.08	19.08	138.16	38.16	345.40	95.40	690.80	190.80	3,454.00	954.00	6,908.00	1,908.00	5.04%
	Mar. thru Apr.	34.70	9.70	52.05	14.55	69.40	19.40	138.80	38.80	347.00	97.00	694.00	194.00	3,470.00	970.00	6,940.00	1,940.00	5.11%
	Jan. thru Feb.	37.82	12.82	56.73	19.23	75.64	25.64	151.28	51.28	378.20	128.20	756.40	256.40	3,782.00	1,282.00	7,564.00	2,564.00	6.00%
1992	Sep. thru Dec.	37.82	12.82	56.73	19.23	75.64	25.64	151.28	51.28	378.20	128.20	756.40	256.40	3,782.00	1,282.00	7,564.00	2,564.00	6.00%
	Mar. thru Aug.	38.96	13.96	58.44	20.94	77.92	27.92	155.84	55.84	389.60	139.60	779.20	279.20	3,896.00	1,396.00	7,792.00	2,792.00	6.00%
	Jan. thru Feb.	40.12	15.12	60.18	22.68	80.24	30.24	160.48	60.48	401.20	151.20	802.40	302.40	4,012.00	1,512.00	8,024.00	3,024.00	6.00%
1991	Sep. thru Dec.	40.12	15.12	60.18	22.68	80.24	30.24	160.48	60.48	401.20	151.20	802.40	302.40	4,012.00	1,512.00	8,024.00	3,024.00	6.00%
	Mar. thru Aug.	41.34	16.34	62.01	24.51	82.68	32.68	165.36	65.36	413.40	163.40	826.80	326.80	4,134.00	1,634.00	8,268.00	3,268.00	6.01%
	Jan. thru Feb.	42.58	17.58	63.87	26.37	85.16	35.16	170.32	70.32	425.80	175.80	851.60	351.60	4,258.00	1,758.00	8,516.00	3,516.00	6.01%
1990	Sep. thru Dec.	42.58	17.58	63.87	26.37	85.16	35.16	170.32	70.32	425.80	175.80	851.60	351.60	4,258.00	1,758.00	8,516.00	3,516.00	6.01%
	Mar. thru Aug.	43.84	18.84	65.76	28.26	87.68	37.68	175.36	75.36	438.40	188.40	876.80	376.80	4,384.00	1,884.00	8,768.00	3,768.00	6.00%
	Jan. thru Feb.	45.16	20.16	67.74	30.24	90.32	40.32	180.64	80.64	451.60	201.60	903.20	403.20	4,516.00	2,016.00	9,032.00	4,032.00	6.00%

PROCEEDS FROM SERIES EE SAVINGS BONDS WITH ISSUE DATES BEGINNING JANUARY 1990 MAY BE ELIGIBLE FOR SPECIAL TAX EXEMPTION WHEN USED FOR POST SECONDARY EDUCATION - SEE BACK COVER

FEBRUARY 2000
INSIST ON PROPER IDENTIFICATION.

SERIES EE - REDEMPTION VALUES AND INTEREST EARNED AMOUNTS BY DENOMINATION

FEBRUARY 2000

ISSUE YEAR	ISSUE MONTHS	\$50		\$75		\$100		\$200		\$500		\$1,000		\$5,000		\$10,000		YIELD FROM ISSUE
		REDEMP. VALUE	INTEREST EARNED	REDEMP. VALUE	INTEREST EARNED	REDEMP. VALUE	INTEREST EARNED	REDEMP. VALUE	INTEREST EARNED	REDEMP. VALUE	INTEREST EARNED	REDEMP. VALUE	INTEREST EARNED	REDEMP. VALUE	INTEREST EARNED	REDEMP. VALUE	INTEREST EARNED	
1989	Sep. thru Dec.	45.16	20.16	67.74	30.24	90.32	40.32	180.64	80.64	451.60	201.60	903.20	403.20	4,516.00	2,016.00	9,032.00	4,032.00	6.00%
	Mar. thru Aug.	46.52	21.52	69.78	32.28	93.04	43.04	186.08	86.08	465.20	215.20	930.40	430.40	4,652.00	2,152.00	9,304.00	4,304.00	6.00%
	Jan. thru Feb.	47.92	22.92	71.88	34.38	95.84	45.84	191.68	91.68	479.20	229.20	958.40	458.40	4,792.00	2,292.00	9,584.00	4,584.00	6.00%
1988	Sep. thru Dec.	47.92	22.92	71.88	34.38	95.84	45.84	191.68	91.68	479.20	229.20	958.40	458.40	4,792.00	2,292.00	9,584.00	4,584.00	6.00%
	Mar. thru Aug.	49.34	24.34	74.01	36.51	98.68	48.68	197.36	97.36	493.40	243.40	986.80	486.80	4,934.00	2,434.00	9,868.00	4,868.00	6.00%
	Jan. thru Feb.	50.82	25.82	76.23	38.73	101.64	51.64	203.28	103.28	508.20	258.20	1,016.40	516.40	5,082.00	2,582.00	10,164.00	5,164.00	6.00%
1987	Sep. thru Dec.	50.82	25.82	76.23	38.73	101.64	51.64	203.28	103.28	508.20	258.20	1,016.40	516.40	5,082.00	2,582.00	10,164.00	5,164.00	6.00%
	Mar. thru Aug.	51.84	26.84	77.76	40.26	103.68	53.68	207.36	107.36	518.40	268.40	1,036.80	536.80	5,184.00	2,684.00	10,368.00	5,368.00	5.92%
	Jan. thru Feb.	52.88	27.88	79.32	41.82	105.76	55.76	211.52	111.52	528.80	278.80	1,057.60	557.60	5,288.00	2,788.00	10,576.00	5,576.00	5.85%
1986	Nov. thru Dec.	52.88	27.88	79.32	41.82	105.76	55.76	211.52	111.52	528.80	278.80	1,057.60	557.60	5,288.00	2,788.00	10,576.00	5,576.00	5.85%
	Sep. thru Oct.	58.82	33.82	88.23	50.73	117.64	67.64	235.28	135.28	588.20	338.20	1,176.40	676.40	5,882.00	3,382.00	11,764.00	6,764.00	6.69%
	Mar. thru Aug.	60.00	35.00	90.00	52.50	120.00	70.00	240.00	140.00	600.00	350.00	1,200.00	700.00	6,000.00	3,500.00	12,000.00	7,000.00	6.59%
	Jan. thru Feb.	61.20	36.20	91.80	54.30	122.40	72.40	244.80	144.80	612.00	362.00	1,224.00	724.00	6,120.00	3,620.00	12,240.00	7,240.00	6.50%
1985	Sep. thru Dec.	61.20	36.20	91.80	54.30	122.40	72.40	244.80	144.80	612.00	362.00	1,224.00	724.00	6,120.00	3,620.00	12,240.00	7,240.00	6.50%
	Mar. thru Aug.	62.42	37.42	93.63	56.13	124.84	74.84	249.68	149.68	624.20	374.20	1,248.40	748.40	6,242.00	3,742.00	12,484.00	7,484.00	6.41%
	Jan. thru Feb.	63.66	38.66	95.49	57.99	127.32	77.32	254.64	154.64	636.60	386.60	1,273.20	773.20	6,366.00	3,866.00	12,732.00	7,732.00	6.33%
1984	Nov. thru Dec.	63.66	38.66	95.49	57.99	127.32	77.32	254.64	154.64	636.60	386.60	1,273.20	773.20	6,366.00	3,866.00	12,732.00	7,732.00	6.33%
	Sep. thru Oct.	64.60	39.60	96.90	59.40	129.20	79.20	258.40	158.40	646.00	396.00	1,292.00	792.00	6,460.00	3,960.00	12,920.00	7,920.00	6.43%
	May thru Aug.	65.88	40.88	98.82	61.32	131.76	81.76	263.52	163.52	658.80	408.80	1,317.60	817.60	6,588.00	4,088.00	13,176.00	8,176.00	6.35%
	Mar. thru Apr.	67.70	42.70	101.55	64.05	135.40	85.40	270.80	170.80	677.00	427.00	1,354.00	854.00	6,770.00	4,270.00	13,540.00	8,540.00	6.53%
	Jan. thru Feb.	69.04	44.04	103.56	66.06	138.08	88.08	276.16	176.16	690.40	440.40	1,380.80	880.80	6,904.00	4,404.00	13,808.00	8,808.00	6.45%
1983	Nov. thru Dec.	69.04	44.04	103.56	66.06	138.08	88.08	276.16	176.16	690.40	440.40	1,380.80	880.80	6,904.00	4,404.00	13,808.00	8,808.00	6.45%
	Sep. thru Oct.	70.56	45.56	105.84	68.34	141.12	91.12	282.24	182.24	705.60	455.60	1,411.20	911.20	7,056.00	4,556.00	14,112.00	9,112.00	6.59%
	May thru Aug.	72.08	47.08	108.12	70.62	144.16	94.16	288.32	188.32	720.80	470.80	1,441.60	941.60	7,208.00	4,708.00	14,416.00	9,416.00	6.52%
	Mar. thru Apr.	74.52	49.52	111.78	74.28	149.04	99.04	298.08	198.08	745.20	495.20	1,490.40	990.40	7,452.00	4,952.00	14,904.00	9,904.00	6.73%
	Jan. thru Feb.	79.00	54.00	118.50	81.00	158.00	108.00	316.00	216.00	790.00	540.00	1,580.00	1,080.00	7,900.00	5,400.00	15,800.00	10,800.00	6.88%
1982	Nov. thru Dec.	79.00	54.00	118.50	81.00	158.00	108.00	316.00	216.00	790.00	540.00	1,580.00	1,080.00	7,900.00	5,400.00	15,800.00	10,800.00	6.88%
	Sep. thru Oct.	86.08	61.08	129.12	91.62	172.16	122.16	344.32	244.32	860.80	610.80	1,721.60	1,221.60	8,608.00	6,108.00	17,216.00	12,216.00	7.41%
	Mar. thru Aug.	88.66	63.66	132.99	95.49	177.32	127.32	354.64	254.64	886.60	636.60	1,773.20	1,273.20	8,866.00	6,366.00	17,732.00	12,732.00	7.37%
	Jan. thru Feb.	91.32	66.32	136.98	99.48	182.64	132.64	365.28	265.28	913.20	663.20	1,826.40	1,326.40	9,132.00	6,632.00	18,264.00	13,264.00	7.33%

FEBRUARY 2000
INSIST ON PROPER IDENTIFICATION.

Series EE

SERIES EE - REDEMPTION VALUES AND INTEREST EARNED AMOUNTS BY DENOMINATION

FEBRUARY 2000

ISSUE YEAR	ISSUE MONTHS	\$50		\$75		\$100		\$200		\$500		\$1,000		\$5,000		\$10,000		YIELD FROM ISSUE
		REDEMP. VALUE	INTEREST EARNED	REDEMP. VALUE	INTEREST EARNED	REDEMP. VALUE	INTEREST EARNED	REDEMP. VALUE	INTEREST EARNED	REDEMP. VALUE	INTEREST EARNED	REDEMP. VALUE	INTEREST EARNED	REDEMP. VALUE	INTEREST EARNED	REDEMP. VALUE	INTEREST EARNED	
1981	Sep. thru Dec.	91.32	66.32	136.98	99.48	182.64	132.64	365.28	265.28	913.20	663.20	1,826.40	1,326.40	9,132.00	6,632.00	18,264.00	13,264.00	7.33%
	May thru Aug.	93.16	68.16	139.74	102.24	186.32	136.32	372.64	272.64	931.60	681.60	1,863.20	1,363.20	9,316.00	6,816.00	18,632.00	13,632.00	7.24%
	Mar. thru Apr.	96.34	71.34	144.51	107.01	192.68	142.68	385.36	285.36	963.40	713.40	1,926.80	1,426.80	9,634.00	7,134.00	19,268.00	14,268.00	7.43%
	Jan. thru Feb.	99.24	74.24	148.86	111.36	198.48	148.48	396.96	296.96	992.40	742.40	1,984.80	1,484.80	9,924.00	7,424.00	19,848.00	14,848.00	7.39%
1980	Nov. thru Dec.	99.24	74.24	148.86	111.36	198.48	148.48	396.96	296.96	992.40	742.40	1,984.80	1,484.80	9,924.00	7,424.00	19,848.00	14,848.00	7.39%
	Sep. thru Oct.	104.12	79.12	156.18	118.68	208.24	158.24	416.48	316.48	1,041.20	791.20	2,082.40	1,582.40	10,412.00	7,912.00	20,824.00	15,824.00	7.65%
	May thru Aug.	107.24	82.24	160.86	123.36	214.48	164.48	428.96	328.96	1,072.40	822.40	2,144.80	1,644.80	10,724.00	8,224.00	21,448.00	16,448.00	7.61%
	Mar. thru Apr.	106.18	81.18	159.27	121.77	212.36	162.36	424.72	324.72	1,061.80	811.80	2,123.60	1,623.60	10,618.00	8,118.00	21,236.00	16,236.00	7.56%
	Jan. thru Feb.	109.38	84.38	164.07	126.57	218.76	168.76	437.52	337.52	1,093.80	843.80	2,187.60	1,687.60	10,938.00	8,438.00	21,876.00	16,876.00	7.52%

INTEREST EARNED:

ELIGIBLE FOR SPECIAL TAX EXEMPTION (BEGINNING 1990)

NOT ELIGIBLE FOR SPECIAL TAX EXEMPTION

FEBRUARY 2000
INSIST ON PROPER IDENTIFICATION.

Series EE

SERIES I - REDEMPTION VALUES AND INTEREST EARNED AMOUNTS BY DENOMINATION

SEPTEMBER 1999

ISSUE YEAR	ISSUE MONTHS	\$50		\$75		\$100		\$200		\$500		\$1,000		\$5,000		\$10,000		YIELD FROM ISSUE
		REDEMP. VALUE	INTEREST EARNED	REDEMP. VALUE	INTEREST EARNED	REDEMP. VALUE	INTEREST EARNED	REDEMP. VALUE	INTEREST EARNED	REDEMP. VALUE	INTEREST EARNED	REDEMP. VALUE	INTEREST EARNED	REDEMP. VALUE	INTEREST EARNED	REDEMP. VALUE	INTEREST EARNED	
1999	Apr. thru Sep.	Not eligible for payment																
	Mar.	50.62	0.62	75.93	0.93	101.24	1.24			506.20	6.20	1,012.40	12.40	5,062.00	62.00			2.48%
	Feb.	50.84	0.84	76.26	1.26	101.68	1.68			508.40	8.40	1,016.80	16.80	5,084.00	84.00			2.88%
	Jan.	51.04	1.04	76.56	1.56	102.08	2.08			510.40	10.40	1,020.80	20.80	5,104.00	104.00			3.11%
1998	Dec.	51.26	1.26	76.89	1.89	102.52	2.52			512.60	12.60	1,025.20	25.20	5,126.00	126.00			3.35%
	Nov.	51.48	1.48	77.22	2.22	102.96	2.96			514.80	14.80	1,029.60	29.60	5,148.00	148.00			3.53%
	Oct.	51.60	1.60	77.40	2.40	103.20	3.20			516.00	16.00	1,032.00	32.00	5,160.00	160.00			3.47%
	Sep.	51.82	1.82	77.73	2.73	103.64	3.64			518.20	18.20	1,036.40	36.40	5,182.00	182.00			3.61%

INTEREST EARNED:

ELIGIBLE FOR SPECIAL TAX EXEMPTION

SEPTEMBER 1999
INSIST ON PROPER IDENTIFICATION.

Series I

SERIES I - REDEMPTION VALUES AND INTEREST EARNED AMOUNTS BY DENOMINATION

OCTOBER 1999

ISSUE YEAR	ISSUE MONTHS	\$50		\$75		\$100		\$200		\$500		\$1,000		\$5,000		\$10,000		YIELD FROM ISSUE
		REDEMP. VALUE	INTEREST EARNED	REDEMP. VALUE	INTEREST EARNED	REDEMP. VALUE	INTEREST EARNED	REDEMP. VALUE	INTEREST EARNED	REDEMP. VALUE	INTEREST EARNED	REDEMP. VALUE	INTEREST EARNED	REDEMP. VALUE	INTEREST EARNED	REDEMP. VALUE	INTEREST EARNED	
1999	May thru Oct.	Not eligible for payment																
	Apr.	50.62	0.62	75.93	0.93	101.24	1.24			506.20	6.20	1,012.40	12.40	5,062.00	62.00			2.48%
	Mar.	50.84	0.84	76.26	1.26	101.68	1.68			508.40	8.40	1,016.80	16.80	5,084.00	84.00			2.88%
	Feb.	51.04	1.04	76.56	1.56	102.08	2.08			510.40	10.40	1,020.80	20.80	5,104.00	104.00			3.11%
	Jan.	51.26	1.26	76.89	1.89	102.52	2.52			512.60	12.60	1,025.20	25.20	5,126.00	126.00			3.35%
1998	Dec.	51.48	1.48	77.22	2.22	102.96	2.96			514.80	14.80	1,029.60	29.60	5,148.00	148.00			3.53%
	Nov.	51.68	1.68	77.52	2.52	103.36	3.36			516.80	16.80	1,033.60	33.60	5,168.00	168.00			3.64%
	Oct.	51.82	1.82	77.73	2.73	103.64	3.64			518.20	18.20	1,036.40	36.40	5,182.00	182.00			3.61%
	Sep.	52.04	2.04	78.06	3.06	104.08	4.08			520.40	20.40	1,040.80	40.80	5,204.00	204.00			3.73%

INTEREST EARNED:

ELIGIBLE FOR SPECIAL TAX EXEMPTION

OCTOBER 1999
INSIST ON PROPER IDENTIFICATION.

Series I

SERIES I - REDEMPTION VALUES AND INTEREST EARNED AMOUNTS BY DENOMINATION

NOVEMBER 1999

ISSUE YEAR	ISSUE MONTHS	\$50		\$75		\$100		\$200		\$500		\$1,000		\$5,000		\$10,000		YIELD FROM ISSUE
		REDEMP. VALUE	INTEREST EARNED	REDEMP. VALUE	INTEREST EARNED	REDEMP. VALUE	INTEREST EARNED	REDEMP. VALUE	INTEREST EARNED	REDEMP. VALUE	INTEREST EARNED	REDEMP. VALUE	INTEREST EARNED	REDEMP. VALUE	INTEREST EARNED	REDEMP. VALUE	INTEREST EARNED	
1999	June thru Nov.	Not eligible for payment																
	May	50.62	0.62	75.93	0.93	101.24	1.24	202.48	2.48	506.20	6.20	1,012.40	12.40	5,062.00	62.00	10,124.00	124.00	2.48%
	Apr.	50.84	0.84	76.26	1.26	101.68	1.68			508.40	8.40	1,016.80	16.80	5,084.00	84.00			2.88%
	Mar.	51.04	1.04	76.56	1.56	102.08	2.08			510.40	10.40	1,020.80	20.80	5,104.00	104.00			3.11%
	Feb.	51.26	1.26	76.89	1.89	102.52	2.52			512.60	12.60	1,025.20	25.20	5,126.00	126.00			3.35%
	Jan.	51.48	1.48	77.22	2.22	102.96	2.96			514.80	14.80	1,029.60	29.60	5,148.00	148.00			3.53%
1998	Dec.	51.68	1.68	77.52	2.52	103.36	3.36			516.80	16.80	1,033.60	33.60	5,168.00	168.00			3.64%
	Nov.	51.90	1.90	77.85	2.85	103.80	3.80			519.00	19.00	1,038.00	38.00	5,190.00	190.00			3.76%
	Oct.	52.04	2.04	78.06	3.06	104.08	4.08			520.40	20.40	1,040.80	40.80	5,204.00	204.00			3.73%
	Sep.	52.26	2.26	78.39	3.39	104.52	4.52			522.60	22.60	1,045.20	45.20	5,226.00	226.00			3.83%

INTEREST EARNED:

ELIGIBLE FOR SPECIAL TAX EXEMPTION

NOVEMBER 1999
INSIST ON PROPER IDENTIFICATION.

Series I

SERIES I - REDEMPTION VALUES AND INTEREST EARNED AMOUNTS BY DENOMINATION

DECEMBER 1999

ISSUE YEAR	ISSUE MONTHS	\$50		\$75		\$100		\$200		\$500		\$1,000		\$5,000		\$10,000		YIELD FROM ISSUE
		REDEMP. VALUE	INTEREST EARNED	REDEMP. VALUE	INTEREST EARNED	REDEMP. VALUE	INTEREST EARNED	REDEMP. VALUE	INTEREST EARNED	REDEMP. VALUE	INTEREST EARNED	REDEMP. VALUE	INTEREST EARNED	REDEMP. VALUE	INTEREST EARNED	REDEMP. VALUE	INTEREST EARNED	
1999	July thru Dec.	Not eligible for payment																
	June	50.62	0.62	75.93	0.93	101.24	1.24	202.48	2.48	506.20	6.20	1,012.40	12.40	5,062.00	62.00	10,124.00	124.00	2.48%
	May	50.84	0.84	76.26	1.26	101.68	1.68	203.36	3.36	508.40	8.40	1,016.80	16.80	5,084.00	84.00	10,168.00	168.00	2.88%
	Apr.	51.04	1.04	76.56	1.56	102.08	2.08			510.40	10.40	1,020.80	20.80	5,104.00	104.00			3.11%
	Mar.	51.26	1.26	76.89	1.89	102.52	2.52			512.60	12.60	1,025.20	25.20	5,126.00	126.00			3.35%
	Feb.	51.48	1.48	77.22	2.22	102.96	2.96			514.80	14.80	1,029.60	29.60	5,148.00	148.00			3.53%
	Jan.	51.68	1.68	77.52	2.52	103.36	3.36			516.80	16.80	1,033.60	33.60	5,168.00	168.00			3.64%
1998	Dec.	51.90	1.90	77.85	2.85	103.80	3.80			519.00	19.00	1,038.00	38.00	5,190.00	190.00			3.76%
	Nov.	52.12	2.12	78.18	3.18	104.24	4.24			521.20	21.20	1,042.40	42.40	5,212.00	212.00			3.87%
	Oct.	52.26	2.26	78.39	3.39	104.52	4.52			522.60	22.60	1,045.20	45.20	5,226.00	226.00			3.83%
	Sep.	52.48	2.48	78.72	3.72	104.96	4.96			524.80	24.80	1,049.60	49.60	5,248.00	248.00			3.91%

INTEREST EARNED:

ELIGIBLE FOR SPECIAL TAX EXEMPTION

DECEMBER 1999
INSIST ON PROPER IDENTIFICATION.

SERIES I - REDEMPTION VALUES AND INTEREST EARNED AMOUNTS BY DENOMINATION

JANUARY 2000

ISSUE YEAR	ISSUE MONTHS	\$50		\$75		\$100		\$200		\$500		\$1,000		\$5,000		\$10,000		YIELD FROM ISSUE	
		REDEMP. VALUE	INTEREST EARNED	REDEMP. VALUE	INTEREST EARNED	REDEMP. VALUE	INTEREST EARNED	REDEMP. VALUE	INTEREST EARNED	REDEMP. VALUE	INTEREST EARNED	REDEMP. VALUE	INTEREST EARNED	REDEMP. VALUE	INTEREST EARNED	REDEMP. VALUE	INTEREST EARNED		
2000	Jan.	Not eligible for payment																	
1999	Aug. thru Dec.	Not eligible for payment																	
	July	50.62	0.62	75.93	0.93	101.24	1.24	202.48	2.48	506.20	6.20	1,012.40	12.40	5,062.00	62.00	10,124.00	124.00	2.48%	
	June	50.84	0.84	76.26	1.26	101.68	1.68	203.36	3.36	508.40	8.40	1,016.80	16.80	5,084.00	84.00	10,168.00	168.00	2.88%	
	May	51.04	1.04	76.56	1.56	102.08	2.08	204.16	4.16	510.40	10.40	1,020.80	20.80	5,104.00	104.00	10,208.00	208.00	3.11%	
	Apr.	51.26	1.26	76.89	1.89	102.52	2.52			512.60	12.60	1,025.20	25.20	5,126.00	126.00			3.35%	
	Mar.	51.48	1.48	77.22	2.22	102.96	2.96			514.80	14.80	1,029.60	29.60	5,148.00	148.00			3.53%	
	Feb.	51.68	1.68	77.52	2.52	103.36	3.36			516.80	16.80	1,033.60	33.60	5,168.00	168.00			3.64%	
	Jan.	51.90	1.90	77.85	2.85	103.80	3.80			519.00	19.00	1,038.00	38.00	5,190.00	190.00			3.76%	
1998	Dec.	52.12	2.12	78.18	3.18	104.24	4.24			521.20	21.20	1,042.40	42.40	5,212.00	212.00			3.87%	
	Nov.	52.34	2.34	78.51	3.51	104.68	4.68			523.40	23.40	1,046.80	46.80	5,234.00	234.00			3.96%	
	Oct.	52.48	2.48	78.72	3.72	104.96	4.96			524.80	24.80	1,049.60	49.60	5,248.00	248.00			3.91%	
	Sep.	52.70	2.70	79.05	4.05	105.40	5.40			527.00	27.00	1,054.00	54.00	5,270.00	270.00			3.98%	

INTEREST EARNED:

ELIGIBLE FOR SPECIAL TAX EXEMPTION

JANUARY 2000
INSIST ON PROPER IDENTIFICATION.

SERIES I - REDEMPTION VALUES AND INTEREST EARNED AMOUNTS BY DENOMINATION

FEBRUARY 2000

ISSUE YEAR	ISSUE MONTHS	\$50		\$75		\$100		\$200		\$500		\$1,000		\$5,000		\$10,000		YIELD FROM ISSUE
		REDEMP. VALUE	INTEREST EARNED	REDEMP. VALUE	INTEREST EARNED	REDEMP. VALUE	INTEREST EARNED	REDEMP. VALUE	INTEREST EARNED	REDEMP. VALUE	INTEREST EARNED	REDEMP. VALUE	INTEREST EARNED	REDEMP. VALUE	INTEREST EARNED	REDEMP. VALUE	INTEREST EARNED	
2000	Jan. thru Feb.	Not eligible for payment																
1999	Sep. thru Dec.	Not eligible for payment																
	Aug.	50.62	0.62	75.93	0.93	101.24	1.24	202.48	2.48	506.20	6.20	1,012.40	12.40	5,062.00	62.00	10,124.00	124.00	2.48%
	July	50.84	0.84	76.26	1.26	101.68	1.68	203.36	3.36	508.40	8.40	1,016.80	16.80	5,084.00	84.00	10,168.00	168.00	2.88%
	June	51.04	1.04	76.56	1.56	102.08	2.08	204.16	4.16	510.40	10.40	1,020.80	20.80	5,104.00	104.00	10,208.00	208.00	3.11%
	May	51.26	1.26	76.89	1.89	102.52	2.52	205.04	5.04	512.60	12.60	1,025.20	25.20	5,126.00	126.00	10,252.00	252.00	3.35%
	Apr.	51.48	1.48	77.22	2.22	102.96	2.96			514.80	14.80	1,029.60	29.60	5,148.00	148.00			3.53%
	Mar.	51.68	1.68	77.52	2.52	103.36	3.36			516.80	16.80	1,033.60	33.60	5,168.00	168.00			3.64%
	Feb.	51.90	1.90	77.85	2.85	103.80	3.80			519.00	19.00	1,038.00	38.00	5,190.00	190.00			3.76%
	Jan.	52.12	2.12	78.18	3.18	104.24	4.24			521.20	21.20	1,042.40	42.40	5,212.00	212.00			3.87%
1998	Dec.	52.34	2.34	78.51	3.51	104.68	4.68			523.40	23.40	1,046.80	46.80	5,234.00	234.00			3.96%
	Nov.	52.56	2.56	78.84	3.84	105.12	5.12			525.60	25.60	1,051.20	51.20	5,256.00	256.00			4.03%
	Oct.	52.70	2.70	79.05	4.05	105.40	5.40			527.00	27.00	1,054.00	54.00	5,270.00	270.00			3.98%
	Sep.	52.92	2.92	79.38	4.38	105.84	5.84			529.20	29.20	1,058.40	58.40	5,292.00	292.00			4.05%

INTEREST EARNED:

ELIGIBLE FOR SPECIAL TAX EXEMPTION

FEBRUARY 2000
INSIST ON PROPER IDENTIFICATION.

SERIES E - REDEMPTION VALUES AND INTEREST EARNED AMOUNTS BY DENOMINATION

SEPTEMBER 1999

ISSUE YEAR	ISSUE MONTHS	\$25		\$50		\$75		\$100		\$200		\$500		\$1,000		YIELD FROM ISSUE
		REDEMP. VALUE	INTEREST EARNED	REDEMP. VALUE	INTEREST EARNED	REDEMP. VALUE	INTEREST EARNED	REDEMP. VALUE	INTEREST EARNED	REDEMP. VALUE	INTEREST EARNED	REDEMP. VALUE	INTEREST EARNED	REDEMP. VALUE	INTEREST EARNED	
1980	May thru June	72.28	53.53	144.56	107.06	216.84	160.59	289.12	214.12	578.24	428.24	1,445.60	1,070.60	2,891.20	2,141.20	7.23%
	Apr.	71.55	52.80	143.10	105.60	214.65	158.40	286.20	211.20	572.40	422.40	1,431.00	1,056.00	2,862.00	2,112.00	7.17%
	Jan. thru Mar.	72.98	54.23	145.96	108.46	218.94	162.69	291.92	216.92	583.84	433.84	1,459.60	1,084.60	2,919.20	2,169.20	7.09%
1979	Nov. thru Dec.	72.98	54.23	145.96	108.46	218.94	162.69	291.92	216.92	583.84	433.84	1,459.60	1,084.60	2,919.20	2,169.20	7.09%
	Oct.	72.30	53.55	144.60	107.10	216.90	160.65	289.20	214.20	578.40	428.40	1,446.00	1,071.00	2,892.00	2,142.00	7.04%
	June thru Sep.	73.75	55.00	147.50	110.00	221.25	165.00	295.00	220.00	590.00	440.00	1,475.00	1,100.00	2,950.00	2,200.00	6.97%
	May	73.58	54.83	147.16	109.66	220.74	164.49	294.32	219.32	588.64	438.64	1,471.60	1,096.60	2,943.20	2,193.20	6.95%
	Apr.	72.87	54.12	145.74	108.24	218.61	162.36	291.48	216.48	582.96	432.96	1,457.40	1,082.40	2,914.80	2,164.80	6.90%
	Jan. thru Mar.	74.33	55.58	148.66	111.16	222.99	166.74	297.32	222.32	594.64	444.64	1,486.60	1,111.60	2,973.20	2,223.20	6.83%
	Dec.	74.32	55.57	148.64	111.14	222.96	166.71	297.28	222.28	594.56	444.56	1,486.40	1,111.40	2,972.80	2,222.80	6.83%
1978	Nov.	74.12	55.37	148.24	110.74	222.36	166.11	296.48	221.48	592.96	442.96	1,482.40	1,107.40	2,964.80	2,214.80	6.82%
	Oct.	73.42	54.67	146.84	109.34	220.26	164.01	293.68	218.68	587.36	437.36	1,468.40	1,093.40	2,936.80	2,186.80	6.77%
	July thru Sep.	74.89	56.14	149.78	112.28	224.67	168.42	299.56	224.56	599.12	449.12	1,497.80	1,122.80	2,995.60	2,245.60	6.70%
	June	74.88	56.13	149.76	112.26	224.64	168.39	299.52	224.52	599.04	449.04	1,497.60	1,122.60	2,995.20	2,245.20	6.70%
	May	74.69	55.94	149.38	111.88	224.07	167.82	298.76	223.76	597.52	447.52	1,493.80	1,118.80	2,987.60	2,237.60	6.69%
	Apr.	77.25	58.50	154.50	117.00	231.75	175.50	309.00	234.00	618.00	468.00	1,545.00	1,170.00	3,090.00	2,340.00	6.86%
	Mar.	78.99	60.24	157.98	120.48	236.97	180.72	315.96	240.96	631.92	481.92	1,579.80	1,204.80	3,159.60	2,409.60	6.80%
	Jan. thru Feb.	85.67	66.92	171.34	133.84	257.01	200.76	342.68	267.68	685.36	535.36	1,713.40	1,338.40	3,426.80	2,676.80	7.19%
1977	Dec.	85.67	66.92	171.34	133.84	257.01	200.76	342.68	267.68	685.36	535.36	1,713.40	1,338.40	3,426.80	2,676.80	7.19%
	Nov.	85.44	66.69	170.88	133.38	256.32	200.07	341.76	266.76	683.52	533.52	1,708.80	1,333.80	3,417.60	2,667.60	7.18%
	Oct.	93.16	74.41	186.32	148.82	279.48	223.23	372.64	297.64	745.28	595.28	1,863.20	1,488.20	3,726.40	2,976.40	7.60%
	July thru Sep.	95.96	77.21	191.92	154.42	287.88	231.63	383.84	308.84	767.68	617.68	1,919.20	1,544.20	3,838.40	3,088.40	7.56%
	June	95.97	77.22	191.94	154.44	287.91	231.66	383.88	308.88	767.76	617.76	1,919.40	1,544.40	3,838.80	3,088.80	7.56%
	May	95.78	77.03	191.56	154.06	287.34	231.09	383.12	308.12	766.24	616.24	1,915.60	1,540.60	3,831.20	3,081.20	7.55%
	Apr.	94.84	76.09	189.68	152.18	284.52	228.27	379.36	304.36	758.72	608.72	1,896.80	1,521.80	3,793.60	3,043.60	7.51%
	Jan. thru Mar.	97.68	78.93	195.36	157.86	293.04	236.79	390.72	315.72	781.44	631.44	1,953.60	1,578.60	3,907.20	3,157.20	7.47%
1976	Dec.	97.68	78.93	195.36	157.86	293.04	236.79	390.72	315.72	781.44	631.44	1,953.60	1,578.60	3,907.20	3,157.20	7.47%
	Nov.	97.40	78.65	194.80	157.30	292.20	235.95	389.60	314.60	779.20	629.20	1,948.00	1,573.00	3,896.00	3,146.00	7.46%
	Oct.	96.47	77.72	192.94	155.44	289.41	233.16	385.88	310.88	771.76	621.76	1,929.40	1,554.40	3,858.80	3,108.80	7.41%
	July thru Sep.	99.36	80.61	198.72	161.22	298.08	241.83	397.44	322.44	794.88	644.88	1,987.20	1,612.20	3,974.40	3,224.40	7.38%
	June	99.38	80.63	198.76	161.26	298.14	241.89	397.52	322.52	795.04	645.04	1,987.60	1,612.60	3,975.20	3,225.20	7.38%
	May	99.15	80.40	198.30	160.80	297.45	241.20	396.60	321.60	793.20	643.20	1,983.00	1,608.00	3,966.00	3,216.00	7.37%
	Apr.	98.22	79.47	196.44	158.94	294.66	238.41	392.88	317.88	785.76	635.76	1,964.40	1,589.40	3,928.80	3,178.80	7.33%
Jan. thru Mar.	101.17	82.42	202.34	164.84	303.51	247.26	404.68	329.68	809.36	659.36	2,023.40	1,648.40	4,046.80	3,296.80	7.30%	

SEPTEMBER 1999
INSIST ON PROPER IDENTIFICATION.

SERIES E - REDEMPTION VALUES AND INTEREST EARNED AMOUNTS BY DENOMINATION

SEPTEMBER 1999

ISSUE YEAR	ISSUE MONTHS	\$25		\$50		\$75		\$100		\$200		\$500		\$1,000		YIELD FROM ISSUE
		REDEMP. VALUE	INTEREST EARNED	REDEMP. VALUE	INTEREST EARNED	REDEMP. VALUE	INTEREST EARNED	REDEMP. VALUE	INTEREST EARNED	REDEMP. VALUE	INTEREST EARNED	REDEMP. VALUE	INTEREST EARNED	REDEMP. VALUE	INTEREST EARNED	
1975	Dec.	101.16	82.41	202.32	164.82	303.48	247.23	404.64	329.64	809.28	659.28	2,023.20	1,648.20	4,046.40	3,296.40	7.30%
	Nov.	100.94	82.19	201.88	164.38	302.82	246.57	403.76	328.76	807.52	657.52	2,018.80	1,643.80	4,037.60	3,287.60	7.29%
	Oct.	99.96	81.21	199.92	162.42	299.88	243.63	399.84	324.84	799.68	649.68	1,999.20	1,624.20	3,998.40	3,248.40	7.25%
	June thru Sep.	102.96	84.21	205.92	168.42	308.88	252.63	411.84	336.84	823.68	673.68	2,059.20	1,684.20	4,118.40	3,368.40	7.22%
	May	102.72	83.97	205.44	167.94	308.16	251.91	410.88	335.88	821.76	671.76	2,054.40	1,679.40	4,108.80	3,358.80	7.21%
	Apr.	101.74	82.99	203.48	165.98	305.22	248.97	406.96	331.96	813.92	663.92	2,034.80	1,659.80	4,069.60	3,319.60	7.17%
	Jan. thru Mar.	104.79	86.04	209.58	172.08	314.37	258.12	419.16	344.16	838.32	688.32	2,095.80	1,720.80	4,191.60	3,441.60	7.15%
1974	Dec.	104.80	86.05	209.60	172.10	314.40	258.15	419.20	344.20	838.40	688.40	2,096.00	1,721.00	4,192.00	3,442.00	7.15%
	Nov.	104.55	85.80	209.10	171.60	313.65	257.40	418.20	343.20	836.40	686.40	2,091.00	1,716.00	4,182.00	3,432.00	7.14%
	Oct.	103.55	84.80	207.10	169.60	310.65	254.40	414.20	339.20	828.40	678.40	2,071.00	1,696.00	4,142.00	3,392.00	7.10%
	June thru Sep.	106.66	87.91	213.32	175.82	319.98	263.73	426.64	351.64	853.28	703.28	2,133.20	1,758.20	4,266.40	3,516.40	7.08%
	May	106.41	87.66	212.82	175.32	319.23	262.98	425.64	350.64	851.28	701.28	2,128.20	1,753.20	4,256.40	3,506.40	7.07%
	Apr.	105.40	86.65	210.80	173.30	316.20	259.95	421.60	346.60	843.20	693.20	2,108.00	1,733.00	4,216.00	3,466.00	7.03%
	Jan. thru Mar.	107.51	88.76	215.02	177.52	322.53	266.28	430.04	355.04	860.08	710.08	2,150.20	1,775.20	4,300.40	3,550.40	6.97%
1973	Dec.	107.51	88.76	215.02	177.52	322.53	266.28	430.04	355.04	860.08	710.08	2,150.20	1,775.20	4,300.40	3,550.40	6.97%
	Sep. thru Nov.	111.72	92.97	223.44	185.94	335.16	278.91	446.88	371.88	893.76	743.76	2,234.40	1,859.40	4,468.80	3,718.80	7.03%
	Aug.	111.70	92.95	223.40	185.90	335.10	278.85	446.80	371.80	893.60	743.60	2,234.00	1,859.00	4,468.00	3,718.00	7.03%
	July	111.46	92.71	222.92	185.42	334.38	278.13	445.84	370.84	891.68	741.68	2,229.20	1,854.20	4,458.40	3,708.40	7.02%
	June	110.39	91.64	220.78	183.28	331.17	274.92	441.56	366.56	883.12	733.12	2,207.80	1,832.80	4,415.60	3,665.60	6.98%
	Feb. thru May	112.33	93.58	224.66	187.16	336.99	280.74	449.32	374.32	898.64	748.64	2,246.60	1,871.60	4,493.20	3,743.20	6.92%
	Jan.	112.05	93.30	224.10	186.60	336.15	279.90	448.20	373.20	896.40	746.40	2,241.00	1,866.00	4,482.00	3,732.00	6.91%
1972	Dec.	110.99	92.24	221.98	184.48	332.97	276.72	443.96	368.96	887.92	737.92	2,219.80	1,844.80	4,439.60	3,689.60	6.87%
	Aug. thru Nov.	112.96	94.21	225.92	188.42	338.88	282.63	451.84	376.84	903.68	753.68	2,259.20	1,884.20	4,518.40	3,768.40	6.81%
	July	112.71	93.96	225.42	187.92	338.13	281.88	450.84	375.84	901.68	751.68	2,254.20	1,879.20	4,508.40	3,758.40	6.80%
	June	111.62	92.87	223.24	185.74	334.86	278.61	446.48	371.48	892.96	742.96	2,232.40	1,857.40	4,464.80	3,714.80	6.76%
	Mar. thru May	113.54	94.79	227.08	189.58	340.62	284.37	454.16	379.16	908.32	758.32	2,270.80	1,895.80	4,541.60	3,791.60	6.70%
	Feb.	113.53	94.78	227.06	189.56	340.59	284.34	454.12	379.12	908.24	758.24	2,270.60	1,895.60	4,541.20	3,791.20	6.70%
	Jan.	113.26	94.51	226.52	189.02	339.78	283.53	453.04	378.04	906.08	756.08	2,265.20	1,890.20	4,530.40	3,780.40	6.69%
1971	Dec.	112.18	93.43	224.36	186.86	336.54	280.29	448.72	373.72	897.44	747.44	2,243.60	1,868.60	4,487.20	3,737.20	6.65%
	Aug. thru Nov.	114.13	95.38	228.26	190.76	342.39	286.14	456.52	381.52	913.04	763.04	2,282.60	1,907.60	4,565.20	3,815.20	6.60%
	July	113.93	95.18	227.86	190.36	341.79	285.54	455.72	380.72	911.44	761.44	2,278.60	1,903.60	4,557.20	3,807.20	6.59%
	June	114.36	95.61	228.72	191.22	343.08	286.83	457.44	382.44	914.88	764.88	2,287.20	1,912.20	4,574.40	3,824.40	6.60%
	Feb. thru May	116.61	97.86	233.22	195.72	349.83	293.58	466.44	391.44	932.88	782.88	2,332.20	1,957.20	4,664.40	3,914.40	6.56%
	Jan.	116.34	97.59	232.68	195.18	349.02	292.77	465.36	390.36	930.72	780.72	2,326.80	1,951.80	4,653.60	3,903.60	6.55%

SEPTEMBER 1999
INSIST ON PROPER IDENTIFICATION.

SERIES E - REDEMPTION VALUES AND INTEREST EARNED AMOUNTS BY DENOMINATION

SEPTEMBER 1999

ISSUE YEAR	ISSUE MONTHS	\$25		\$50		\$75		\$100		\$200		\$500		\$1,000		YIELD FROM ISSUE
		REDEMP. VALUE	INTEREST EARNED	REDEMP. VALUE	INTEREST EARNED	REDEMP. VALUE	INTEREST EARNED	REDEMP. VALUE	INTEREST EARNED	REDEMP. VALUE	INTEREST EARNED	REDEMP. VALUE	INTEREST EARNED	REDEMP. VALUE	INTEREST EARNED	
1970	Dec.	131.07	112.32	262.14	224.64	393.21	336.96	524.28	449.28	1,048.56	898.56	2,621.40	2,246.40	5,242.80	4,492.80	6.98%
	Aug. thru Nov.	133.38	114.63	266.76	229.26	400.14	343.89	533.52	458.52	1,067.04	917.04	2,667.60	2,292.60	5,335.20	4,585.20	6.92%
	July	133.07	114.32	266.14	228.64	399.21	342.96	532.28	457.28	1,064.56	914.56	2,661.40	2,286.40	5,322.80	4,572.80	6.91%
	June	131.77	113.02	263.54	226.04	395.31	339.06	527.08	452.08	1,054.16	904.16	2,635.40	2,260.40	5,270.80	4,520.80	6.88%
	Mar. thru May	133.78	115.03	267.56	230.06	401.34	345.09	535.12	460.12	1,070.24	920.24	2,675.60	2,300.60	5,351.20	4,601.20	6.81%
	Feb.	133.76	115.01	267.52	230.02	401.28	345.03	535.04	460.04	1,070.08	920.08	2,675.20	2,300.20	5,350.40	4,600.40	6.81%
	Jan.	133.43	114.68	266.86	229.36	400.29	344.04	533.72	458.72	1,067.44	917.44	2,668.60	2,293.60	5,337.20	4,587.20	6.80%
1969	Dec.	132.18	113.43	264.36	226.86	396.54	340.29	528.72	453.72	1,057.44	907.44	2,643.60	2,268.60	5,287.20	4,537.20	6.77%
	Oct. thru Nov.	134.13	115.38	268.26	230.76	402.39	346.14	536.52	461.52	1,073.04	923.04	2,682.60	2,307.60	5,365.20	4,615.20	6.71%
	A Sep.	135.02	116.27	270.04	232.54	405.06	348.81	540.08	465.08	1,080.16	930.16	2,700.40	2,325.40	5,400.80	4,650.80	6.69%
	A Aug.	135.01	116.26	270.02	232.52	405.03	348.78	540.04	465.04	1,080.08	930.08	2,700.20	2,325.20	5,400.40	4,650.40	6.69%
	A July	134.71	115.96	269.42	231.92	404.13	347.88	538.84	463.84	1,077.68	927.68	2,694.20	2,319.20	5,388.40	4,638.40	6.68%
	A June	133.42	114.67	266.84	229.34	400.26	344.01	533.68	458.68	1,067.36	917.36	2,668.40	2,293.40	5,336.80	4,586.80	6.65%
	A May	138.60	119.85	277.20	239.70	415.80	359.55	554.40	479.40	1,108.80	958.80	2,772.00	2,397.00	5,544.00	4,794.00	6.78%
	A Jan. thru Apr.	137.27	118.52	274.54	237.04	411.81	355.56	549.08	474.08	1,098.16	948.16	2,745.40	2,370.40	5,490.80	4,740.80	6.75%
1968	A Dec.	137.28	118.53	274.56	237.06	411.84	355.59	549.12	474.12	1,098.24	948.24	2,745.60	2,370.60	5,491.20	4,741.20	6.75%
	A Nov.	135.44	116.69	270.88	233.38	406.32	350.07	541.76	466.76	1,083.52	933.52	2,708.80	2,333.80	5,417.60	4,667.60	6.70%
	AB July thru Oct.	134.14	115.39	268.28	230.78	402.42	346.17	536.56	461.56	1,073.12	923.12	2,682.80	2,307.80	5,365.60	4,615.60	6.67%
	AB June	134.16	115.41	268.32	230.82	402.48	346.23	536.64	461.64	1,073.28	923.28	2,683.20	2,308.20	5,366.40	4,616.40	6.67%
	AB May	132.57	113.82	265.14	227.64	397.71	341.46	530.28	455.28	1,060.56	910.56	2,651.40	2,276.40	5,302.80	4,552.80	6.63%
	AB Jan. thru Apr.	131.28	112.53	262.56	225.06	393.84	337.59	525.12	450.12	1,050.24	900.24	2,625.60	2,250.60	5,251.20	4,501.20	6.59%
1967	AB Dec.	131.28	112.53	262.56	225.06	393.84	337.59	525.12	450.12	1,050.24	900.24	2,625.60	2,250.60	5,251.20	4,501.20	6.59%
	AB Nov.	129.70	110.95	259.40	221.90	389.10	332.85	518.80	443.80	1,037.60	887.60	2,594.00	2,219.00	5,188.00	4,438.00	6.55%
	AB July thru Oct.	128.45	109.70	256.90	219.40	385.35	329.10	513.80	438.80	1,027.60	877.60	2,569.00	2,194.00	5,138.00	4,388.00	6.52%
	AB June	128.46	109.71	256.92	219.42	385.38	329.13	513.84	438.84	1,027.68	877.68	2,569.20	2,194.20	5,138.40	4,388.40	6.52%
	AB May	127.06	108.31	254.12	216.62	381.18	324.93	508.24	433.24	1,016.48	866.48	2,541.20	2,166.20	5,082.40	4,332.40	6.48%
	AB Jan. thru Apr.	125.86	107.11	251.72	214.22	377.58	321.33	503.44	428.44	1,006.88	856.88	2,517.20	2,142.20	5,034.40	4,284.40	6.45%
1966	AB Dec.	125.85	107.10	251.70	214.20	377.55	321.30	503.40	428.40	1,006.80	856.80	2,517.00	2,142.00	5,034.00	4,284.00	6.45%
	AB Nov.	124.46	105.71	248.92	211.42	373.38	317.13	497.84	422.84	995.68	845.68	2,489.20	2,114.20	4,978.40	4,228.40	6.41%
	AB July thru Oct.	123.27	104.52	246.54	209.04	369.81	313.56	493.08	418.08	986.16	836.16	2,465.40	2,090.40	4,930.80	4,180.80	6.38%
	AB June	123.28	104.53	246.56	209.06	369.84	313.59	493.12	418.12	986.24	836.24	2,465.60	2,090.60	4,931.20	4,181.20	6.38%
	AB May	122.02	103.27	244.04	206.54	366.06	309.81	488.08	413.08	976.16	826.16	2,440.40	2,065.40	4,880.80	4,130.80	6.34%
	AB Mar. thru Apr.	121.94	103.19	243.88	206.38	365.82	309.57	487.76	412.76	975.52	825.52	2,438.80	2,063.80	4,877.60	4,127.60	6.34%
	AB Jan. thru Feb.	128.13	109.38	256.26	218.76	384.39	328.14	512.52	437.52	1,025.04	875.04	2,562.60	2,187.60	5,125.20	4,375.20	6.51%

SEPTEMBER 1999
INSIST ON PROPER IDENTIFICATION.

SERIES E - REDEMPTION VALUES AND INTEREST EARNED AMOUNTS BY DENOMINATION

SEPTEMBER 1999

ISSUE YEAR	ISSUE MONTHS	\$25		\$50		\$75		\$100		\$200		\$500		\$1,000		YIELD FROM ISSUE
		REDEMP. VALUE	INTEREST EARNED	REDEMP. VALUE	INTEREST EARNED	REDEMP. VALUE	INTEREST EARNED	REDEMP. VALUE	INTEREST EARNED	REDEMP. VALUE	INTEREST EARNED	REDEMP. VALUE	INTEREST EARNED	REDEMP. VALUE	INTEREST EARNED	
1965 AB	Dec.	128.12	109.37	256.24	218.74	384.36	328.11	512.48	437.48	1,024.96	874.96	2,562.40	2,187.40	5,124.80	4,374.80	6.51%
	Sep. thru Nov.	144.83	126.08	289.66	252.16	434.49	378.24	579.32	504.32	1,158.64	1,008.64	2,896.60	2,521.60	5,793.20	5,043.20	6.15%
	Aug.	144.09	125.34	288.18	250.68	432.27	376.02	576.36	501.36	1,152.72	1,002.72	2,881.80	2,506.80	5,763.60	5,013.60	6.13%
	July	145.49	126.74	290.98	253.48	436.47	380.22	581.96	506.96	1,163.92	1,013.92	2,909.80	2,534.80	5,819.60	5,069.60	6.16%
	June	148.77	130.02	297.54	260.04	446.31	390.06	595.08	520.08	1,190.16	1,040.16	2,975.40	2,600.40	5,950.80	5,200.80	6.14%
	Apr. thru May	160.48	141.73	320.96	283.46	481.44	425.19	641.92	566.92	1,283.84	1,133.84	3,209.60	2,834.60	6,419.20	5,669.20	6.37%
	Mar.	160.50	141.75	321.00	283.50	481.50	425.25	642.00	567.00	1,284.00	1,134.00	3,210.00	2,835.00	6,420.00	5,670.00	6.37%
	Feb.	159.72	140.97	319.44	281.94	479.16	422.91	638.88	563.88	1,277.76	1,127.76	3,194.40	2,819.40	6,388.80	5,638.80	6.35%
	Jan.	174.12	155.37	348.24	310.74	522.36	466.11	696.48	621.48	1,392.96	1,242.96	3,482.40	3,107.40	6,964.80	6,214.80	6.61%
1964	Dec.	179.35	160.60	358.70	321.20	538.05	481.80	717.40	642.40	1,434.80	1,284.80	3,587.00	3,212.00	7,174.00	6,424.00	6.60%
	Sep. thru Nov.	178.20	159.45	356.40	318.90	534.60	478.35	712.80	637.80	1,425.60	1,275.60	3,564.00	3,189.00	7,128.00	6,378.00	6.59%
	Aug.	177.37	158.62	354.74	317.24	532.11	475.86	709.48	634.48	1,418.96	1,268.96	3,547.40	3,172.40	7,094.80	6,344.80	6.57%
	July	175.66	156.91	351.32	313.82	526.98	470.73	702.64	627.64	1,405.28	1,255.28	3,513.20	3,138.20	7,026.40	6,276.40	6.54%
	June	180.93	162.18	361.86	324.36	542.79	486.54	723.72	648.72	1,447.44	1,297.44	3,618.60	3,243.60	7,237.20	6,487.20	6.54%
	Apr. thru May	179.73	160.98	359.46	321.96	539.19	482.94	718.92	643.92	1,437.84	1,287.84	3,594.60	3,219.60	7,189.20	6,439.20	6.52%
	Mar.	179.74	160.99	359.48	321.98			718.96	643.96	1,437.92	1,287.92	3,594.80	3,219.80	7,189.60	6,439.60	6.52%
	Feb.	178.89	160.14	357.78	320.28			715.56	640.56	1,431.12	1,281.12	3,577.80	3,202.80	7,155.60	6,405.60	6.50%
	Jan.	177.19	158.44	354.38	316.88			708.76	633.76	1,417.52	1,267.52	3,543.80	3,168.80	7,087.60	6,337.60	6.47%
1963	Dec.	182.50	163.75	365.00	327.50			730.00	655.00	1,460.00	1,310.00	3,650.00	3,275.00	7,300.00	6,550.00	6.47%
	Sep. thru Nov.	181.38	162.63	362.76	325.26			725.52	650.52	1,451.04	1,301.04	3,627.60	3,252.60	7,255.20	6,505.20	6.45%
	Aug.	180.51	161.76	361.02	323.52			722.04	647.04	1,444.08	1,294.08	3,610.20	3,235.20	7,220.40	6,470.40	6.44%
	July	178.76	160.01	357.52	320.02			715.04	640.04	1,430.08	1,280.08	3,575.20	3,200.20	7,150.40	6,400.40	6.41%
	June	184.13	165.38	368.26	330.76			736.52	661.52	1,473.04	1,323.04	3,682.60	3,307.60	7,365.20	6,615.20	6.40%
	Apr. thru May	182.74	163.99	365.48	327.98			730.96	655.96	1,461.92	1,311.92	3,654.80	3,279.80	7,309.60	6,559.60	6.38%
	Mar.	182.76	164.01	365.52	328.02			731.04	656.04	1,462.08	1,312.08	3,655.20	3,280.20	7,310.40	6,560.40	6.38%
	Feb.	181.91	163.16	363.82	326.32			727.64	652.64	1,455.28	1,305.28	3,638.20	3,263.20	7,276.40	6,526.40	6.37%
	Jan.	180.16	161.41	360.32	322.82			720.64	645.64	1,441.28	1,291.28	3,603.20	3,228.20	7,206.40	6,456.40	6.34%
1962	Dec.	185.57	166.82	371.14	333.64			742.28	667.28	1,484.56	1,334.56	3,711.40	3,336.40	7,422.80	6,672.80	6.34%
	Sep. thru Nov.	184.80	166.05	369.60	332.10			739.20	664.20	1,478.40	1,328.40	3,696.00	3,321.00	7,392.00	6,642.00	6.32%
	Aug.	183.50	164.75	367.00	329.50			734.00	659.00	1,468.00	1,318.00	3,670.00	3,295.00	7,340.00	6,590.00	6.30%
	July	181.75	163.00	363.50	326.00			727.00	652.00	1,454.00	1,304.00	3,635.00	3,260.00	7,270.00	6,520.00	6.28%
	June	187.20	168.45	374.40	336.90			748.80	673.80	1,497.60	1,347.60	3,744.00	3,369.00	7,488.00	6,738.00	6.27%
	Apr. thru May	186.72	167.97	373.44	335.94			746.88	671.88	1,493.76	1,343.76	3,734.40	3,359.40	7,468.80	6,718.80	6.27%
	Mar.	186.74	167.99	373.48	335.98			746.96	671.96	1,493.92	1,343.92	3,734.80	3,359.80	7,469.60	6,719.60	6.27%
	Feb.	185.39	166.64	370.78	333.28			741.56	666.56	1,483.12	1,333.12	3,707.80	3,332.80	7,415.60	6,665.60	6.25%
	Jan.	183.61	164.86	367.22	329.72			734.44	659.44	1,468.88	1,318.88	3,672.20	3,297.20	7,344.40	6,594.40	6.22%

SEPTEMBER 1999
INSIST ON PROPER IDENTIFICATION.

SERIES E - REDEMPTION VALUES AND INTEREST EARNED AMOUNTS BY DENOMINATION

SEPTEMBER 1999

ISSUE YEAR	ISSUE MONTHS	\$25		\$50		\$75		\$100		\$200		\$500		\$1,000		YIELD FROM ISSUE
		REDEMP. VALUE	INTEREST EARNED	REDEMP. VALUE	INTEREST EARNED	REDEMP. VALUE	INTEREST EARNED	REDEMP. VALUE	INTEREST EARNED	REDEMP. VALUE	INTEREST EARNED	REDEMP. VALUE	INTEREST EARNED	REDEMP. VALUE	INTEREST EARNED	
1961	Dec.	189.12	170.37	378.24	340.74			756.48	681.48	1,512.96	1,362.96	3,782.40	3,407.40	7,564.80	6,814.80	6.22%
	Oct. thru Nov.	188.57	169.82	377.14	339.64			754.28	679.28	1,508.56	1,358.56	3,771.40	3,396.40	7,542.80	6,792.80	6.21%
	Sep.	188.59	169.84	377.18	339.68			754.36	679.36	1,508.72	1,358.72	3,771.80	3,396.80	7,543.60	6,793.60	6.21%
	Aug.	186.50	167.75	373.00	335.50			746.00	671.00	1,492.00	1,342.00	3,730.00	3,355.00	7,460.00	6,710.00	6.18%
	July	184.73	165.98	369.46	331.96			738.92	663.92	1,477.84	1,327.84	3,694.60	3,319.60	7,389.20	6,639.20	6.15%
	June	188.42	169.67	376.84	339.34			753.68	678.68	1,507.36	1,357.36	3,768.40	3,393.40	7,536.80	6,786.80	6.12%
	Apr. thru May	187.87	169.12	375.74	338.24			751.48	676.48	1,502.96	1,352.96	3,757.40	3,382.40	7,514.80	6,764.80	6.12%
	Mar.	187.88	169.13	375.76	338.26			751.52	676.52	1,503.04	1,353.04	3,757.60	3,382.60	7,515.20	6,765.20	6.12%
	Feb.	185.74	166.99	371.48	333.98			742.96	667.96	1,485.92	1,335.92	3,714.80	3,339.80	7,429.60	6,679.60	6.09%
Jan.	183.98	165.23	367.96	330.46			735.92	660.92	1,471.84	1,321.84	3,679.60	3,304.60	7,359.20	6,609.20	6.06%	
1960	Dec.	187.66	168.91	375.32	337.82			750.64	675.64	1,501.28	1,351.28	3,753.20	3,378.20	7,506.40	6,756.40	6.03%
	Oct. thru Nov.	187.28	168.53	374.56	337.06			749.12	674.12	1,498.24	1,348.24	3,745.60	3,370.60	7,491.20	6,741.20	6.03%
	Sep.	187.27	168.52	374.54	337.04			749.08	674.08	1,498.16	1,348.16	3,745.40	3,370.40	7,490.80	6,740.80	6.03%
	Aug.	185.13	166.38	370.26	332.76			740.52	665.52	1,481.04	1,331.04	3,702.60	3,327.60	7,405.20	6,655.20	6.00%
	July	183.38	164.63	366.76	329.26			733.52	658.52	1,467.04	1,317.04	3,667.60	3,292.60	7,335.20	6,585.20	5.97%
	June	187.05	168.30	374.10	336.60			748.20	673.20	1,496.40	1,346.40	3,741.00	3,366.00	7,482.00	6,732.00	5.95%
	Mar. thru May	186.73	167.98	373.46	335.96			746.92	671.92	1,493.84	1,343.84	3,734.60	3,359.60	7,469.20	6,719.20	5.94%
	Feb.	184.61	165.86	369.22	331.72			738.44	663.44	1,476.88	1,326.88	3,692.20	3,317.20	7,384.40	6,634.40	5.91%
Jan.	182.85	164.10	365.70	328.20			731.40	656.40	1,462.80	1,312.80	3,657.00	3,282.00	7,314.00	6,564.00	5.89%	
1959	Dec.	186.50	167.75	373.00	335.50			746.00	671.00	1,492.00	1,342.00	3,730.00	3,355.00	7,460.00	6,710.00	5.86%
	Oct. thru Nov.	186.08	167.33	372.16	334.66			744.32	669.32	1,488.64	1,338.64	3,721.60	3,346.60	7,443.20	6,693.20	5.86%
	A Sep.	188.10	169.35	376.20	338.70			752.40	677.40	1,504.80	1,354.80	3,762.00	3,387.00	7,524.00	6,774.00	5.85%
	A Aug.	186.01	167.26	372.02	334.52			744.04	669.04	1,488.08	1,338.08	3,720.20	3,345.20	7,440.40	6,690.40	5.82%
	A June thru July	187.88	169.13	375.76	338.26			751.52	676.52	1,503.04	1,353.04	3,757.60	3,382.60	7,515.20	6,765.20	5.85%
A Jan. thru May	191.53	172.78	383.06	345.56			766.12	691.12	1,532.24	1,382.24	3,830.60	3,455.60	7,661.20	6,911.20	5.89%	
1958	A Dec.	189.34	170.59	378.68	341.18			757.36	682.36	1,514.72	1,364.72	3,786.80	3,411.80	7,573.60	6,823.60	5.87%
	AB Aug. thru Nov.	186.71	167.96	373.42	335.92			746.84	671.84	1,493.68	1,343.68	3,734.20	3,359.20	7,468.40	6,718.40	5.83%
	AB July	186.72	167.97	373.44	335.94			746.88	671.88	1,493.76	1,343.76	3,734.40	3,359.40	7,468.80	6,718.80	5.83%
	AB June	184.53	165.78	369.06	331.56			738.12	663.12	1,476.24	1,326.24	3,690.60	3,315.60	7,381.20	6,631.20	5.80%
	AB Jan. thru May	183.12	164.37	366.24	328.74			732.48	657.48	1,464.96	1,314.96	3,662.40	3,287.40	7,324.80	6,574.80	5.78%
1957 to 1941	Matured Series E Bonds	REDEMPTION VALUES CAN BE FOUND ON THE TABLE AT THE END OF THIS BOOKLET.														

A. BONDS WITH THE FOLLOWING ISSUE DATES HAVE REACHED FINAL MATURITY AND WILL EARN NO ADDITIONAL INTEREST: MAY 1941 THROUGH SEPTEMBER 1959 AND DECEMBER 1965 THROUGH SEPTEMBER 1969.

B. BONDS WITH THE FOLLOWING ISSUE DATES ARE NOT ELIGIBLE FOR EXCHANGE TO SERIES HH BONDS: MAY 1941 THROUGH AUGUST 1958 AND DECEMBER 1965 THROUGH AUGUST 1968.

SEPTEMBER 1999
INSIST ON PROPER IDENTIFICATION.

SERIES E - REDEMPTION VALUES AND INTEREST EARNED AMOUNTS BY DENOMINATION

OCTOBER 1999

ISSUE YEAR	ISSUE MONTHS	\$25		\$50		\$75		\$100		\$200		\$500		\$1,000		YIELD FROM ISSUE
		REDEMP. VALUE	INTEREST EARNED	REDEMP. VALUE	INTEREST EARNED	REDEMP. VALUE	INTEREST EARNED	REDEMP. VALUE	INTEREST EARNED	REDEMP. VALUE	INTEREST EARNED	REDEMP. VALUE	INTEREST EARNED	REDEMP. VALUE	INTEREST EARNED	
1980	May thru June	72.28	53.53	144.56	107.06	216.84	160.59	289.12	214.12	578.24	428.24	1,445.60	1,070.60	2,891.20	2,141.20	7.23%
	Jan. thru Apr.	72.98	54.23	145.96	108.46	218.94	162.69	291.92	216.92	583.84	433.84	1,459.60	1,084.60	2,919.20	2,169.20	7.09%
1979	Nov. thru Dec.	72.98	54.23	145.96	108.46	218.94	162.69	291.92	216.92	583.84	433.84	1,459.60	1,084.60	2,919.20	2,169.20	7.09%
	June thru Oct.	73.75	55.00	147.50	110.00	221.25	165.00	295.00	220.00	590.00	440.00	1,475.00	1,100.00	2,950.00	2,200.00	6.97%
	May	73.58	54.83	147.16	109.66	220.74	164.49	294.32	219.32	588.64	438.64	1,471.60	1,096.60	2,943.20	2,193.20	6.95%
	Jan. thru Apr.	74.33	55.58	148.66	111.16	222.99	166.74	297.32	222.32	594.64	444.64	1,486.60	1,111.60	2,973.20	2,223.20	6.83%
1978	Dec.	74.32	55.57	148.64	111.14	222.96	166.71	297.28	222.28	594.56	444.56	1,486.40	1,111.40	2,972.80	2,222.80	6.83%
	Nov.	74.12	55.37	148.24	110.74	222.36	166.11	296.48	221.48	592.96	442.96	1,482.40	1,107.40	2,964.80	2,214.80	6.82%
	July thru Oct.	74.89	56.14	149.78	112.28	224.67	168.42	299.56	224.56	599.12	449.12	1,497.80	1,122.80	2,995.60	2,245.60	6.70%
	June	74.88	56.13	149.76	112.26	224.64	168.39	299.52	224.52	599.04	449.04	1,497.60	1,122.60	2,995.20	2,245.20	6.70%
	May	74.69	55.94	149.38	111.88	224.07	167.82	298.76	223.76	597.52	447.52	1,493.80	1,118.80	2,987.60	2,237.60	6.69%
	Mar. thru Apr.	78.99	60.24	157.98	120.48	236.97	180.72	315.96	240.96	631.92	481.92	1,579.80	1,204.80	3,159.60	2,409.60	6.80%
	Jan. thru Feb.	85.67	66.92	171.34	133.84	257.01	200.76	342.68	267.68	685.36	535.36	1,713.40	1,338.40	3,426.80	2,676.80	7.19%
1977	Dec.	85.67	66.92	171.34	133.84	257.01	200.76	342.68	267.68	685.36	535.36	1,713.40	1,338.40	3,426.80	2,676.80	7.19%
	Nov.	85.44	66.69	170.88	133.38	256.32	200.07	341.76	266.76	683.52	533.52	1,708.80	1,333.80	3,417.60	2,667.60	7.18%
	July thru Oct.	95.96	77.21	191.92	154.42	287.88	231.63	383.84	308.84	767.68	617.68	1,919.20	1,544.20	3,838.40	3,088.40	7.56%
	June	95.97	77.22	191.94	154.44	287.91	231.66	383.88	308.88	767.76	617.76	1,919.40	1,544.40	3,838.80	3,088.80	7.56%
	May	95.78	77.03	191.56	154.06	287.34	231.09	383.12	308.12	766.24	616.24	1,915.60	1,540.60	3,831.20	3,081.20	7.55%
	Jan. thru Apr.	97.68	78.93	195.36	157.86	293.04	236.79	390.72	315.72	781.44	631.44	1,953.60	1,578.60	3,907.20	3,157.20	7.47%
1976	Dec.	97.68	78.93	195.36	157.86	293.04	236.79	390.72	315.72	781.44	631.44	1,953.60	1,578.60	3,907.20	3,157.20	7.47%
	Nov.	97.40	78.65	194.80	157.30	292.20	235.95	389.60	314.60	779.20	629.20	1,948.00	1,573.00	3,896.00	3,146.00	7.46%
	July thru Oct.	99.36	80.61	198.72	161.22	298.08	241.83	397.44	322.44	794.88	644.88	1,987.20	1,612.20	3,974.40	3,224.40	7.38%
	June	99.38	80.63	198.76	161.26	298.14	241.89	397.52	322.52	795.04	645.04	1,987.60	1,612.60	3,975.20	3,225.20	7.38%
	May	99.15	80.40	198.30	160.80	297.45	241.20	396.60	321.60	793.20	643.20	1,983.00	1,608.00	3,966.00	3,216.00	7.37%
	Jan. thru Apr.	101.17	82.42	202.34	164.84	303.51	247.26	404.68	329.68	809.36	659.36	2,023.40	1,648.40	4,046.80	3,296.80	7.30%
1975	Dec.	101.16	82.41	202.32	164.82	303.48	247.23	404.64	329.64	809.28	659.28	2,023.20	1,648.20	4,046.40	3,296.40	7.30%
	Nov.	100.94	82.19	201.88	164.38	302.82	246.57	403.76	328.76	807.52	657.52	2,018.80	1,643.80	4,037.60	3,287.60	7.29%
	June thru Oct.	102.96	84.21	205.92	168.42	308.88	252.63	411.84	336.84	823.68	673.68	2,059.20	1,684.20	4,118.40	3,368.40	7.22%
	May	102.72	83.97	205.44	167.94	308.16	251.91	410.88	335.88	821.76	671.76	2,054.40	1,679.40	4,108.80	3,358.80	7.21%
	Jan. thru Apr.	104.79	86.04	209.58	172.08	314.37	258.12	419.16	344.16	838.32	688.32	2,095.80	1,720.80	4,191.60	3,441.60	7.15%
1974	Dec.	104.80	86.05	209.60	172.10	314.40	258.15	419.20	344.20	838.40	688.40	2,096.00	1,721.00	4,192.00	3,442.00	7.15%
	Nov.	104.55	85.80	209.10	171.60	313.65	257.40	418.20	343.20	836.40	686.40	2,091.00	1,716.00	4,182.00	3,432.00	7.14%
	June thru Oct.	106.66	87.91	213.32	175.82	319.98	263.73	426.64	351.64	853.28	703.28	2,133.20	1,758.20	4,266.40	3,516.40	7.08%
	May	106.41	87.66	212.82	175.32	319.23	262.98	425.64	350.64	851.28	701.28	2,128.20	1,753.20	4,256.40	3,506.40	7.07%
	Jan. thru Apr.	107.51	88.76	215.02	177.52	322.53	266.28	430.04	355.04	860.08	710.08	2,150.20	1,775.20	4,300.40	3,550.40	6.97%

OCTOBER 1999
INSIST ON PROPER IDENTIFICATION.

SERIES E - REDEMPTION VALUES AND INTEREST EARNED AMOUNTS BY DENOMINATION

OCTOBER 1999

ISSUE YEAR	ISSUE MONTHS	\$25		\$50		\$75		\$100		\$200		\$500		\$1,000		YIELD FROM ISSUE
		REDEMP. VALUE	INTEREST EARNED	REDEMP. VALUE	INTEREST EARNED	REDEMP. VALUE	INTEREST EARNED	REDEMP. VALUE	INTEREST EARNED	REDEMP. VALUE	INTEREST EARNED	REDEMP. VALUE	INTEREST EARNED	REDEMP. VALUE	INTEREST EARNED	
1973	Dec.	107.51	88.76	215.02	177.52	322.53	266.28	430.04	355.04	860.08	710.08	2,150.20	1,775.20	4,300.40	3,550.40	6.97%
	Sep. thru Nov.	111.72	92.97	223.44	185.94	335.16	278.91	446.88	371.88	893.76	743.76	2,234.40	1,859.40	4,468.80	3,718.80	7.03%
	Aug.	111.70	92.95	223.40	185.90	335.10	278.85	446.80	371.80	893.60	743.60	2,234.00	1,859.00	4,468.00	3,718.00	7.03%
	July	111.46	92.71	222.92	185.42	334.38	278.13	445.84	370.84	891.68	741.68	2,229.20	1,854.20	4,458.40	3,708.40	7.02%
	June	112.60	93.85	225.20	187.70	337.80	281.55	450.40	375.40	900.80	750.80	2,252.00	1,877.00	4,504.00	3,754.00	6.92%
	Feb. thru May	112.33	93.58	224.66	187.16	336.99	280.74	449.32	374.32	898.64	748.64	2,246.60	1,871.60	4,493.20	3,743.20	6.92%
	Jan.	112.05	93.30	224.10	186.60	336.15	279.90	448.20	373.20	896.40	746.40	2,241.00	1,866.00	4,482.00	3,732.00	6.91%
1972	Dec.	113.21	94.46	226.42	188.92	339.63	283.38	452.84	377.84	905.68	755.68	2,264.20	1,889.20	4,528.40	3,778.40	6.81%
	Aug. thru Nov.	112.96	94.21	225.92	188.42	338.88	282.63	451.84	376.84	903.68	753.68	2,259.20	1,884.20	4,518.40	3,768.40	6.81%
	July	112.71	93.96	225.42	187.92	338.13	281.88	450.84	375.84	901.68	751.68	2,254.20	1,879.20	4,508.40	3,758.40	6.80%
	June	113.86	95.11	227.72	190.22	341.58	285.33	455.44	380.44	910.88	760.88	2,277.20	1,902.20	4,554.40	3,804.40	6.71%
	Mar. thru May	113.54	94.79	227.08	189.58	340.62	284.37	454.16	379.16	908.32	758.32	2,270.80	1,895.80	4,541.60	3,791.60	6.70%
	Feb.	113.53	94.78	227.06	189.56	340.59	284.34	454.12	379.12	908.24	758.24	2,270.60	1,895.60	4,541.20	3,791.20	6.70%
	Jan.	113.26	94.51	226.52	189.02	339.78	283.53	453.04	378.04	906.08	756.08	2,265.20	1,890.20	4,530.40	3,780.40	6.69%
1971	Dec.	114.42	95.67	228.84	191.34	343.26	287.01	457.68	382.68	915.36	765.36	2,288.40	1,913.40	4,576.80	3,826.80	6.60%
	Aug. thru Nov.	114.13	95.38	228.26	190.76	342.39	286.14	456.52	381.52	913.04	763.04	2,282.60	1,907.60	4,565.20	3,815.20	6.60%
	July	113.93	95.18	227.86	190.36	341.79	285.54	455.72	380.72	911.44	761.44	2,278.60	1,903.60	4,557.20	3,807.20	6.59%
	June	116.93	98.18	233.86	196.36	350.79	294.54	467.72	392.72	935.44	785.44	2,338.60	1,963.60	4,677.20	3,927.20	6.57%
	Feb. thru May	116.61	97.86	233.22	195.72	349.83	293.58	466.44	391.44	932.88	782.88	2,332.20	1,957.20	4,664.40	3,914.40	6.56%
	Jan.	116.34	97.59	232.68	195.18	349.02	292.77	465.36	390.36	930.72	780.72	2,326.80	1,951.80	4,653.60	3,903.60	6.55%
	1970	Dec.	133.69	114.94	267.38	229.88	401.07	344.82	534.76	459.76	1,069.52	919.52	2,673.80	2,298.80	5,347.60	4,597.60
Aug. thru Nov.		133.38	114.63	266.76	229.26	400.14	343.89	533.52	458.52	1,067.04	917.04	2,667.60	2,292.60	5,335.20	4,585.20	6.92%
July		133.07	114.32	266.14	228.64	399.21	342.96	532.28	457.28	1,064.56	914.56	2,661.40	2,286.40	5,322.80	4,572.80	6.91%
June		134.41	115.66	268.82	231.32	403.23	346.98	537.64	462.64	1,075.28	925.28	2,688.20	2,313.20	5,376.40	4,626.40	6.83%
Mar. thru May		133.78	115.03	267.56	230.06	401.34	345.09	535.12	460.12	1,070.24	920.24	2,675.60	2,300.60	5,351.20	4,601.20	6.81%
Feb.		133.76	115.01	267.52	230.02	401.28	345.03	535.04	460.04	1,070.08	920.08	2,675.20	2,300.20	5,350.40	4,600.40	6.81%
Jan.		133.43	114.68	266.86	229.36	400.29	344.04	533.72	458.72	1,067.44	917.44	2,668.60	2,293.60	5,337.20	4,587.20	6.80%
1969	Dec.	134.82	116.07	269.64	232.14	404.46	348.21	539.28	464.28	1,078.56	928.56	2,696.40	2,321.40	5,392.80	4,642.80	6.72%
	Nov.	134.13	115.38	268.26	230.76	402.39	346.14	536.52	461.52	1,073.04	923.04	2,682.60	2,307.60	5,365.20	4,615.20	6.71%
	A Sep. thru Oct.	135.02	116.27	270.04	232.54	405.06	348.81	540.08	465.08	1,080.16	930.16	2,700.40	2,325.40	5,400.80	4,650.80	6.69%
	A Aug.	135.01	116.26	270.02	232.52	405.03	348.78	540.04	465.04	1,080.08	930.08	2,700.20	2,325.20	5,400.40	4,650.40	6.69%
	A July	134.71	115.96	269.42	231.92	404.13	347.88	538.84	463.84	1,077.68	927.68	2,694.20	2,319.20	5,388.40	4,638.40	6.68%
	A June	133.42	114.67	266.84	229.34	400.26	344.01	533.68	458.68	1,067.36	917.36	2,668.40	2,293.40	5,336.80	4,586.80	6.65%
	A May	138.60	119.85	277.20	239.70	415.80	359.55	554.40	479.40	1,108.80	958.80	2,772.00	2,397.00	5,544.00	4,794.00	6.78%
A Jan. thru Apr.	137.27	118.52	274.54	237.04	411.81	355.56	549.08	474.08	1,098.16	948.16	2,745.40	2,370.40	5,490.80	4,740.80	6.75%	

OCTOBER 1999
INSIST ON PROPER IDENTIFICATION.

SERIES E - REDEMPTION VALUES AND INTEREST EARNED AMOUNTS BY DENOMINATION

OCTOBER 1999

ISSUE YEAR	ISSUE MONTHS	\$25		\$50		\$75		\$100		\$200		\$500		\$1,000		YIELD FROM ISSUE
		REDEMP. VALUE	INTEREST EARNED	REDEMP. VALUE	INTEREST EARNED	REDEMP. VALUE	INTEREST EARNED	REDEMP. VALUE	INTEREST EARNED	REDEMP. VALUE	INTEREST EARNED	REDEMP. VALUE	INTEREST EARNED	REDEMP. VALUE	INTEREST EARNED	
1968	A Dec.	137.28	118.53	274.56	237.06	411.84	355.59	549.12	474.12	1,098.24	948.24	2,745.60	2,370.60	5,491.20	4,741.20	6.75%
	A Nov.	135.44	116.69	270.88	233.38	406.32	350.07	541.76	466.76	1,083.52	933.52	2,708.80	2,333.80	5,417.60	4,667.60	6.70%
	AB July thru Oct.	134.14	115.39	268.28	230.78	402.42	346.17	536.56	461.56	1,073.12	923.12	2,682.80	2,307.80	5,365.60	4,615.60	6.67%
	AB June	134.16	115.41	268.32	230.82	402.48	346.23	536.64	461.64	1,073.28	923.28	2,683.20	2,308.20	5,366.40	4,616.40	6.67%
	AB May	132.57	113.82	265.14	227.64	397.71	341.46	530.28	455.28	1,060.56	910.56	2,651.40	2,276.40	5,302.80	4,552.80	6.63%
	AB Jan. thru Apr.	131.28	112.53	262.56	225.06	393.84	337.59	525.12	450.12	1,050.24	900.24	2,625.60	2,250.60	5,251.20	4,501.20	6.59%
1967	AB Dec.	131.28	112.53	262.56	225.06	393.84	337.59	525.12	450.12	1,050.24	900.24	2,625.60	2,250.60	5,251.20	4,501.20	6.59%
	AB Nov.	129.70	110.95	259.40	221.90	389.10	332.85	518.80	443.80	1,037.60	887.60	2,594.00	2,219.00	5,188.00	4,438.00	6.55%
	AB July thru Oct.	128.45	109.70	256.90	219.40	385.35	329.10	513.80	438.80	1,027.60	877.60	2,569.00	2,194.00	5,138.00	4,388.00	6.52%
	AB June	128.46	109.71	256.92	219.42	385.38	329.13	513.84	438.84	1,027.68	877.68	2,569.20	2,194.20	5,138.40	4,388.40	6.52%
	AB May	127.06	108.31	254.12	216.62	381.18	324.93	508.24	433.24	1,016.48	866.48	2,541.20	2,166.20	5,082.40	4,332.40	6.48%
	AB Jan. thru Apr.	125.86	107.11	251.72	214.22	377.58	321.33	503.44	428.44	1,006.88	856.88	2,517.20	2,142.20	5,034.40	4,284.40	6.45%
1966	AB Dec.	125.85	107.10	251.70	214.20	377.55	321.30	503.40	428.40	1,006.80	856.80	2,517.00	2,142.00	5,034.00	4,284.00	6.45%
	AB Nov.	124.46	105.71	248.92	211.42	373.38	317.13	497.84	422.84	995.68	845.68	2,489.20	2,114.20	4,978.40	4,228.40	6.41%
	AB July thru Oct.	123.27	104.52	246.54	209.04	369.81	313.56	493.08	418.08	986.16	836.16	2,465.40	2,090.40	4,930.80	4,180.80	6.38%
	AB June	123.28	104.53	246.56	209.06	369.84	313.59	493.12	418.12	986.24	836.24	2,465.60	2,090.60	4,931.20	4,181.20	6.38%
	AB May	122.02	103.27	244.04	206.54	366.06	309.81	488.08	413.08	976.16	826.16	2,440.40	2,065.40	4,880.80	4,130.80	6.34%
	AB Mar. thru Apr.	121.94	103.19	243.88	206.38	365.82	309.57	487.76	412.76	975.52	825.52	2,438.80	2,063.80	4,877.60	4,127.60	6.34%
AB Jan. thru Feb.	128.13	109.38	256.26	218.76	384.39	328.14	512.52	437.52	1,025.04	875.04	2,562.60	2,187.60	5,125.20	4,375.20	6.51%	
1965	AB Dec.	128.12	109.37	256.24	218.74	384.36	328.11	512.48	437.48	1,024.96	874.96	2,562.40	2,187.40	5,124.80	4,374.80	6.51%
	Sep. thru Nov.	144.83	126.08	289.66	252.16	434.49	378.24	579.32	504.32	1,158.64	1,008.64	2,896.60	2,521.60	5,793.20	5,043.20	6.15%
	Aug.	144.09	125.34	288.18	250.68	432.27	376.02	576.36	501.36	1,152.72	1,002.72	2,881.80	2,506.80	5,763.60	5,013.60	6.13%
	June thru July	148.77	130.02	297.54	260.04	446.31	390.06	595.08	520.08	1,190.16	1,040.16	2,975.40	2,600.40	5,950.80	5,200.80	6.14%
	Apr. thru May	160.48	141.73	320.96	283.46	481.44	425.19	641.92	566.92	1,283.84	1,133.84	3,209.60	2,834.60	6,419.20	5,669.20	6.37%
	Mar.	160.50	141.75	321.00	283.50	481.50	425.25	642.00	567.00	1,284.00	1,134.00	3,210.00	2,835.00	6,420.00	5,670.00	6.37%
	Feb.	159.72	140.97	319.44	281.94	479.16	422.91	638.88	563.88	1,277.76	1,127.76	3,194.40	2,819.40	6,388.80	5,638.80	6.35%
	Jan.	179.35	160.60	358.70	321.20	538.05	481.80	717.40	642.40	1,434.80	1,284.80	3,587.00	3,212.00	7,174.00	6,424.00	6.60%
1964	Dec.	179.35	160.60	358.70	321.20	538.05	481.80	717.40	642.40	1,434.80	1,284.80	3,587.00	3,212.00	7,174.00	6,424.00	6.60%
	Sep. thru Nov.	178.20	159.45	356.40	318.90	534.60	478.35	712.80	637.80	1,425.60	1,275.60	3,564.00	3,189.00	7,128.00	6,378.00	6.59%
	Aug.	177.37	158.62	354.74	317.24	532.11	475.86	709.48	634.48	1,418.96	1,268.96	3,547.40	3,172.40	7,094.80	6,344.80	6.57%
	June thru July	180.93	162.18	361.86	324.36	542.79	486.54	723.72	648.72	1,447.44	1,297.44	3,618.60	3,243.60	7,237.20	6,487.20	6.54%
	Apr. thru May	179.73	160.98	359.46	321.96	539.19	482.94	718.92	643.92	1,437.84	1,287.84	3,594.60	3,219.60	7,189.20	6,439.20	6.52%
	Mar.	179.74	160.99	359.48	321.98			718.96	643.96	1,437.92	1,287.92	3,594.80	3,219.80	7,189.60	6,439.60	6.52%
	Feb.	178.89	160.14	357.78	320.28			715.56	640.56	1,431.12	1,281.12	3,577.80	3,202.80	7,155.60	6,405.60	6.50%
	Jan.	182.50	163.75	365.00	327.50			730.00	655.00	1,460.00	1,310.00	3,650.00	3,275.00	7,300.00	6,550.00	6.47%

OCTOBER 1999
INSIST ON PROPER IDENTIFICATION.

SERIES E - REDEMPTION VALUES AND INTEREST EARNED AMOUNTS BY DENOMINATION

OCTOBER 1999

ISSUE YEAR	ISSUE MONTHS	\$25		\$50		\$75		\$100		\$200		\$500		\$1,000		YIELD FROM ISSUE
		REDEMP. VALUE	INTEREST EARNED	REDEMP. VALUE	INTEREST EARNED	REDEMP. VALUE	INTEREST EARNED	REDEMP. VALUE	INTEREST EARNED	REDEMP. VALUE	INTEREST EARNED	REDEMP. VALUE	INTEREST EARNED	REDEMP. VALUE	INTEREST EARNED	
1963	Dec.	182.50	163.75	365.00	327.50			730.00	655.00	1,460.00	1,310.00	3,650.00	3,275.00	7,300.00	6,550.00	6.47%
	Sep. thru Nov.	181.38	162.63	362.76	325.26			725.52	650.52	1,451.04	1,301.04	3,627.60	3,252.60	7,255.20	6,505.20	6.45%
	Aug.	180.51	161.76	361.02	323.52			722.04	647.04	1,444.08	1,294.08	3,610.20	3,235.20	7,220.40	6,470.40	6.44%
	June thru July	184.13	165.38	368.26	330.76			736.52	661.52	1,473.04	1,323.04	3,682.60	3,307.60	7,365.20	6,615.20	6.40%
	Apr. thru May	182.74	163.99	365.48	327.98			730.96	655.96	1,461.92	1,311.92	3,654.80	3,279.80	7,309.60	6,559.60	6.38%
	Mar.	182.76	164.01	365.52	328.02			731.04	656.04	1,462.08	1,312.08	3,655.20	3,280.20	7,310.40	6,560.40	6.38%
	Feb.	181.91	163.16	363.82	326.32			727.64	652.64	1,455.28	1,305.28	3,638.20	3,263.20	7,276.40	6,526.40	6.37%
	Jan.	185.57	166.82	371.14	333.64			742.28	667.28	1,484.56	1,334.56	3,711.40	3,336.40	7,422.80	6,672.80	6.34%
1962	Dec.	185.57	166.82	371.14	333.64			742.28	667.28	1,484.56	1,334.56	3,711.40	3,336.40	7,422.80	6,672.80	6.34%
	Sep. thru Nov.	184.80	166.05	369.60	332.10			739.20	664.20	1,478.40	1,328.40	3,696.00	3,321.00	7,392.00	6,642.00	6.32%
	Aug.	183.50	164.75	367.00	329.50			734.00	659.00	1,468.00	1,318.00	3,670.00	3,295.00	7,340.00	6,590.00	6.30%
	June thru July	187.20	168.45	374.40	336.90			748.80	673.80	1,497.60	1,347.60	3,744.00	3,369.00	7,488.00	6,738.00	6.27%
	Apr. thru May	186.72	167.97	373.44	335.94			746.88	671.88	1,493.76	1,343.76	3,734.40	3,359.40	7,468.80	6,718.80	6.27%
	Mar.	186.74	167.99	373.48	335.98			746.96	671.96	1,493.92	1,343.92	3,734.80	3,359.80	7,469.60	6,719.60	6.27%
	Feb.	185.39	166.64	370.78	333.28			741.56	666.56	1,483.12	1,333.12	3,707.80	3,332.80	7,415.60	6,665.60	6.25%
	Jan.	189.12	170.37	378.24	340.74			756.48	681.48	1,512.96	1,362.96	3,782.40	3,407.40	7,564.80	6,814.80	6.22%
1961	Dec.	189.12	170.37	378.24	340.74			756.48	681.48	1,512.96	1,362.96	3,782.40	3,407.40	7,564.80	6,814.80	6.22%
	Oct. thru Nov.	188.57	169.82	377.14	339.64			754.28	679.28	1,508.56	1,358.56	3,771.40	3,396.40	7,542.80	6,792.80	6.21%
	Sep.	188.59	169.84	377.18	339.68			754.36	679.36	1,508.72	1,358.72	3,771.80	3,396.80	7,543.60	6,793.60	6.21%
	Aug.	186.50	167.75	373.00	335.50			746.00	671.00	1,492.00	1,342.00	3,730.00	3,355.00	7,460.00	6,710.00	6.18%
	June thru July	188.42	169.67	376.84	339.34			753.68	678.68	1,507.36	1,357.36	3,768.40	3,393.40	7,536.80	6,786.80	6.12%
	Apr. thru May	187.87	169.12	375.74	338.24			751.48	676.48	1,502.96	1,352.96	3,757.40	3,382.40	7,514.80	6,764.80	6.12%
	Mar.	187.88	169.13	375.76	338.26			751.52	676.52	1,503.04	1,353.04	3,757.60	3,382.60	7,515.20	6,765.20	6.12%
	Feb.	185.74	166.99	371.48	333.98			742.96	667.96	1,485.92	1,335.92	3,714.80	3,339.80	7,429.60	6,679.60	6.09%
	Jan.	187.66	168.91	375.32	337.82			750.64	675.64	1,501.28	1,351.28	3,753.20	3,378.20	7,506.40	6,756.40	6.03%
1960	Dec.	187.66	168.91	375.32	337.82			750.64	675.64	1,501.28	1,351.28	3,753.20	3,378.20	7,506.40	6,756.40	6.03%
	Oct. thru Nov.	187.28	168.53	374.56	337.06			749.12	674.12	1,498.24	1,348.24	3,745.60	3,370.60	7,491.20	6,741.20	6.03%
	Sep.	187.27	168.52	374.54	337.04			749.08	674.08	1,498.16	1,348.16	3,745.40	3,370.40	7,490.80	6,740.80	6.03%
	Aug.	185.13	166.38	370.26	332.76			740.52	665.52	1,481.04	1,331.04	3,702.60	3,327.60	7,405.20	6,655.20	6.00%
	June thru July	187.05	168.30	374.10	336.60			748.20	673.20	1,496.40	1,346.40	3,741.00	3,366.00	7,482.00	6,732.00	5.95%
	Mar. thru May	186.73	167.98	373.46	335.96			746.92	671.92	1,493.84	1,343.84	3,734.60	3,359.60	7,469.20	6,719.20	5.94%
	Feb.	184.61	165.86	369.22	331.72			738.44	663.44	1,476.88	1,326.88	3,692.20	3,317.20	7,384.40	6,634.40	5.91%
	Jan.	186.50	167.75	373.00	335.50			746.00	671.00	1,492.00	1,342.00	3,730.00	3,355.00	7,460.00	6,710.00	5.86%
1959	Dec.	186.50	167.75	373.00	335.50			746.00	671.00	1,492.00	1,342.00	3,730.00	3,355.00	7,460.00	6,710.00	5.86%
	Nov.	186.08	167.33	372.16	334.66			744.32	669.32	1,488.64	1,338.64	3,721.60	3,346.60	7,443.20	6,693.20	5.86%
	A Sep. thru Oct.	188.10	169.35	376.20	338.70			752.40	677.40	1,504.80	1,354.80	3,762.00	3,387.00	7,524.00	6,774.00	5.85%
	A Aug.	186.01	167.26	372.02	334.52			744.04	669.04	1,488.08	1,338.08	3,720.20	3,345.20	7,440.40	6,690.40	5.82%
	A June thru July	187.88	169.13	375.76	338.26			751.52	676.52	1,503.04	1,353.04	3,757.60	3,382.60	7,515.20	6,765.20	5.85%
A Jan. thru May	191.53	172.78	383.06	345.56			766.12	691.12	1,532.24	1,382.24	3,830.60	3,455.60	7,661.20	6,911.20	5.89%	

OCTOBER 1999

INSIST ON PROPER IDENTIFICATION.

Series E

SERIES E - REDEMPTION VALUES AND INTEREST EARNED AMOUNTS BY DENOMINATION

OCTOBER 1999

ISSUE YEAR	ISSUE MONTHS	\$25		\$50		\$75		\$100		\$200		\$500		\$1,000		YIELD FROM ISSUE
		REDEMP. VALUE	INTEREST EARNED	REDEMP. VALUE	INTEREST EARNED	REDEMP. VALUE	INTEREST EARNED	REDEMP. VALUE	INTEREST EARNED	REDEMP. VALUE	INTEREST EARNED	REDEMP. VALUE	INTEREST EARNED	REDEMP. VALUE	INTEREST EARNED	
1958	A Dec.	189.34	170.59	378.68	341.18			757.36	682.36	1,514.72	1,364.72	3,786.80	3,411.80	7,573.60	6,823.60	5.87%
	AB Aug. thru Nov.	186.71	167.96	373.42	335.92			746.84	671.84	1,493.68	1,343.68	3,734.20	3,359.20	7,468.40	6,718.40	5.83%
	AB July	186.72	167.97	373.44	335.94			746.88	671.88	1,493.76	1,343.76	3,734.40	3,359.40	7,468.80	6,718.80	5.83%
	AB June	184.53	165.78	369.06	331.56			738.12	663.12	1,476.24	1,326.24	3,690.60	3,315.60	7,381.20	6,631.20	5.80%
	AB Jan. thru May	183.12	164.37	366.24	328.74			732.48	657.48	1,464.96	1,314.96	3,662.40	3,287.40	7,324.80	6,574.80	5.78%
1957 to 1941	Matured Series E Bonds	REDEMPTION VALUES CAN BE FOUND ON THE TABLE AT THE END OF THIS BOOKLET.														

A. BONDS WITH THE FOLLOWING ISSUE DATES HAVE REACHED FINAL MATURITY AND WILL EARN NO ADDITIONAL INTEREST: MAY 1941 THROUGH OCTOBER 1959 AND DECEMBER 1965 THROUGH OCTOBER 1969.

B. BONDS WITH THE FOLLOWING ISSUE DATES ARE NOT ELIGIBLE FOR EXCHANGE TO SERIES HH BONDS: MAY 1941 THROUGH SEPTEMBER 1958 AND DECEMBER 1965 THROUGH SEPTEMBER 1968.

OCTOBER 1999
INSIST ON PROPER IDENTIFICATION.

SERIES E - REDEMPTION VALUES AND INTEREST EARNED AMOUNTS BY DENOMINATION

NOVEMBER 1999

ISSUE YEAR	ISSUE MONTHS	\$25		\$50		\$75		\$100		\$200		\$500		\$1,000		YIELD FROM ISSUE
		REDEMP. VALUE	INTEREST EARNED	REDEMP. VALUE	INTEREST EARNED	REDEMP. VALUE	INTEREST EARNED	REDEMP. VALUE	INTEREST EARNED	REDEMP. VALUE	INTEREST EARNED	REDEMP. VALUE	INTEREST EARNED	REDEMP. VALUE	INTEREST EARNED	
1980	June	72.28	53.53	144.56	107.06	216.84	160.59	289.12	214.12	578.24	428.24	1,445.60	1,070.60	2,891.20	2,141.20	7.23%
	May	73.73	54.98	147.46	109.96	221.19	164.94	294.92	219.92	589.84	439.84	1,474.60	1,099.60	2,949.20	2,199.20	7.15%
	Jan. thru Apr.	72.98	54.23	145.96	108.46	218.94	162.69	291.92	216.92	583.84	433.84	1,459.60	1,084.60	2,919.20	2,169.20	7.09%
1979	Dec.	72.98	54.23	145.96	108.46	218.94	162.69	291.92	216.92	583.84	433.84	1,459.60	1,084.60	2,919.20	2,169.20	7.09%
	Nov.	74.44	55.69	148.88	111.38	223.32	167.07	297.76	222.76	595.52	445.52	1,488.80	1,113.80	2,977.60	2,227.60	7.01%
	June thru Oct.	73.75	55.00	147.50	110.00	221.25	165.00	295.00	220.00	590.00	440.00	1,475.00	1,100.00	2,950.00	2,200.00	6.97%
	May	75.05	56.30	150.10	112.60	225.15	168.90	300.20	225.20	600.40	450.40	1,501.00	1,126.00	3,002.00	2,252.00	6.88%
	Jan. thru Apr.	74.33	55.58	148.66	111.16	222.99	166.74	297.32	222.32	594.64	444.64	1,486.60	1,111.60	2,973.20	2,223.20	6.83%
1978	Dec.	74.32	55.57	148.64	111.14	222.96	166.71	297.28	222.28	594.56	444.56	1,486.40	1,111.40	2,972.80	2,222.80	6.83%
	Nov.	75.60	56.85	151.20	113.70	226.80	170.55	302.40	227.40	604.80	454.80	1,512.00	1,137.00	3,024.00	2,274.00	6.75%
	July thru Oct.	74.89	56.14	149.78	112.28	224.67	168.42	299.56	224.56	599.12	449.12	1,497.80	1,122.80	2,995.60	2,245.60	6.70%
	June	74.88	56.13	149.76	112.26	224.64	168.39	299.52	224.52	599.04	449.04	1,497.60	1,122.60	2,995.20	2,245.20	6.70%
	May	76.18	57.43	152.36	114.86	228.54	172.29	304.72	229.72	609.44	459.44	1,523.60	1,148.60	3,047.20	2,297.20	6.63%
	Mar. thru Apr.	78.99	60.24	157.98	120.48	236.97	180.72	315.96	240.96	631.92	481.92	1,579.80	1,204.80	3,159.60	2,409.60	6.80%
	Jan. thru Feb.	85.67	66.92	171.34	133.84	257.01	200.76	342.68	267.68	685.36	535.36	1,713.40	1,338.40	3,426.80	2,676.80	7.19%
1977	Dec.	85.67	66.92	171.34	133.84	257.01	200.76	342.68	267.68	685.36	535.36	1,713.40	1,338.40	3,426.80	2,676.80	7.19%
	Nov.	88.00	69.25	176.00	138.50	264.00	207.75	352.00	277.00	704.00	554.00	1,760.00	1,385.00	3,520.00	2,770.00	7.15%
	July thru Oct.	95.96	77.21	191.92	154.42	287.88	231.63	383.84	308.84	767.68	617.68	1,919.20	1,544.20	3,838.40	3,088.40	7.56%
	June	95.97	77.22	191.94	154.44	287.91	231.66	383.88	308.88	767.76	617.76	1,919.40	1,544.40	3,838.80	3,088.80	7.56%
	May	98.65	79.90	197.30	159.80	295.95	239.70	394.60	319.60	789.20	639.20	1,973.00	1,598.00	3,946.00	3,196.00	7.52%
	Jan. thru Apr.	97.68	78.93	195.36	157.86	293.04	236.79	390.72	315.72	781.44	631.44	1,953.60	1,578.60	3,907.20	3,157.20	7.47%
1976	Dec.	97.68	78.93	195.36	157.86	293.04	236.79	390.72	315.72	781.44	631.44	1,953.60	1,578.60	3,907.20	3,157.20	7.47%
	Nov.	100.33	81.58	200.66	163.16	300.99	244.74	401.32	326.32	802.64	652.64	2,006.60	1,631.60	4,013.20	3,263.20	7.43%
	July thru Oct.	99.36	80.61	198.72	161.22	298.08	241.83	397.44	322.44	794.88	644.88	1,987.20	1,612.20	3,974.40	3,224.40	7.38%
	June	99.38	80.63	198.76	161.26	298.14	241.89	397.52	322.52	795.04	645.04	1,987.60	1,612.60	3,975.20	3,225.20	7.38%
	May	102.13	83.38	204.26	166.76	306.39	250.14	408.52	333.52	817.04	667.04	2,042.60	1,667.60	4,085.20	3,335.20	7.34%
	Jan. thru Apr.	101.17	82.42	202.34	164.84	303.51	247.26	404.68	329.68	809.36	659.36	2,023.40	1,648.40	4,046.80	3,296.80	7.30%
1975	Dec.	101.16	82.41	202.32	164.82	303.48	247.23	404.64	329.64	809.28	659.28	2,023.20	1,648.20	4,046.40	3,296.40	7.30%
	Nov.	103.96	85.21	207.92	170.42	311.88	255.63	415.84	340.84	831.68	681.68	2,079.20	1,704.20	4,158.40	3,408.40	7.27%
	June thru Oct.	102.96	84.21	205.92	168.42	308.88	252.63	411.84	336.84	823.68	673.68	2,059.20	1,684.20	4,118.40	3,368.40	7.22%
	May	105.80	87.05	211.60	174.10	317.40	261.15	423.20	348.20	846.40	696.40	2,116.00	1,741.00	4,232.00	3,482.00	7.19%
	Jan. thru Apr.	104.79	86.04	209.58	172.08	314.37	258.12	419.16	344.16	838.32	688.32	2,095.80	1,720.80	4,191.60	3,441.60	7.15%
1974	Dec.	104.80	86.05	209.60	172.10	314.40	258.15	419.20	344.20	838.40	688.40	2,096.00	1,721.00	4,192.00	3,442.00	7.15%
	Nov.	107.68	88.93	215.36	177.86	323.04	266.79	430.72	355.72	861.44	711.44	2,153.60	1,778.60	4,307.20	3,557.20	7.12%
	June thru Oct.	106.66	87.91	213.32	175.82	319.98	263.73	426.64	351.64	853.28	703.28	2,133.20	1,758.20	4,266.40	3,516.40	7.08%
	May	108.54	89.79	217.08	179.58	325.62	269.37	434.16	359.16	868.32	718.32	2,170.80	1,795.80	4,341.60	3,591.60	7.01%
	Jan. thru Apr.	107.51	88.76	215.02	177.52	322.53	266.28	430.04	355.04	860.08	710.08	2,150.20	1,775.20	4,300.40	3,550.40	6.97%

NOVEMBER 1999
INSIST ON PROPER IDENTIFICATION.

SERIES E - REDEMPTION VALUES AND INTEREST EARNED AMOUNTS BY DENOMINATION

NOVEMBER 1999

ISSUE YEAR	ISSUE MONTHS	\$25		\$50		\$75		\$100		\$200		\$500		\$1,000		YIELD FROM ISSUE
		REDEMP. VALUE	INTEREST EARNED	REDEMP. VALUE	INTEREST EARNED	REDEMP. VALUE	INTEREST EARNED	REDEMP. VALUE	INTEREST EARNED	REDEMP. VALUE	INTEREST EARNED	REDEMP. VALUE	INTEREST EARNED	REDEMP. VALUE	INTEREST EARNED	
1973	Dec.	107.51	88.76	215.02	177.52	322.53	266.28	430.04	355.04	860.08	710.08	2,150.20	1,775.20	4,300.40	3,550.40	6.97%
	Sep. thru Nov.	111.72	92.97	223.44	185.94	335.16	278.91	446.88	371.88	893.76	743.76	2,234.40	1,859.40	4,468.80	3,718.80	7.03%
	Aug.	111.70	92.95	223.40	185.90	335.10	278.85	446.80	371.80	893.60	743.60	2,234.00	1,859.00	4,468.00	3,718.00	7.03%
	July	113.69	94.94	227.38	189.88	341.07	284.82	454.76	379.76	909.52	759.52	2,273.80	1,898.80	4,547.60	3,797.60	6.96%
	June	112.60	93.85	225.20	187.70	337.80	281.55	450.40	375.40	900.80	750.80	2,252.00	1,877.00	4,504.00	3,754.00	6.92%
	Feb. thru May	112.33	93.58	224.66	187.16	336.99	280.74	449.32	374.32	898.64	748.64	2,246.60	1,871.60	4,493.20	3,743.20	6.92%
	Jan.	114.29	95.54	228.58	191.08	342.87	286.62	457.16	382.16	914.32	764.32	2,285.80	1,910.80	4,571.60	3,821.60	6.85%
1972	Dec.	113.21	94.46	226.42	188.92	339.63	283.38	452.84	377.84	905.68	755.68	2,264.20	1,889.20	4,528.40	3,778.40	6.81%
	Aug. thru Nov.	112.96	94.21	225.92	188.42	338.88	282.63	451.84	376.84	903.68	753.68	2,259.20	1,884.20	4,518.40	3,768.40	6.81%
	July	114.96	96.21	229.92	192.42	344.88	288.63	459.84	384.84	919.68	769.68	2,299.20	1,924.20	4,598.40	3,848.40	6.75%
	June	113.86	95.11	227.72	190.22	341.58	285.33	455.44	380.44	910.88	760.88	2,277.20	1,902.20	4,554.40	3,804.40	6.71%
	Mar. thru May	113.54	94.79	227.08	189.58	340.62	284.37	454.16	379.16	908.32	758.32	2,270.80	1,895.80	4,541.60	3,791.60	6.70%
	Feb.	113.53	94.78	227.06	189.56	340.59	284.34	454.12	379.12	908.24	758.24	2,270.60	1,895.60	4,541.20	3,791.20	6.70%
	Jan.	115.53	96.78	231.06	193.56	346.59	290.34	462.12	387.12	924.24	774.24	2,310.60	1,935.60	4,621.20	3,871.20	6.64%
1971	Dec.	114.42	95.67	228.84	191.34	343.26	287.01	457.68	382.68	915.36	765.36	2,288.40	1,913.40	4,576.80	3,826.80	6.60%
	Aug. thru Nov.	114.13	95.38	228.26	190.76	342.39	286.14	456.52	381.52	913.04	763.04	2,282.60	1,907.60	4,565.20	3,815.20	6.60%
	July	116.20	97.45	232.40	194.90	348.60	292.35	464.80	389.80	929.60	779.60	2,324.00	1,949.00	4,648.00	3,898.00	6.54%
	June	116.93	98.18	233.86	196.36	350.79	294.54	467.72	392.72	935.44	785.44	2,338.60	1,963.60	4,677.20	3,927.20	6.57%
	Feb. thru May	116.61	97.86	233.22	195.72	349.83	293.58	466.44	391.44	932.88	782.88	2,332.20	1,957.20	4,664.40	3,914.40	6.56%
	Jan.	118.68	99.93	237.36	199.86	356.04	299.79	474.72	399.72	949.44	799.44	2,373.60	1,998.60	4,747.20	3,997.20	6.50%
1970	Dec.	133.69	114.94	267.38	229.88	401.07	344.82	534.76	459.76	1,069.52	919.52	2,673.80	2,298.80	5,347.60	4,597.60	6.93%
	Aug. thru Nov.	133.38	114.63	266.76	229.26	400.14	343.89	533.52	458.52	1,067.04	917.04	2,667.60	2,292.60	5,335.20	4,585.20	6.92%
	July	135.73	116.98	271.46	233.96	407.19	350.94	542.92	467.92	1,085.84	935.84	2,714.60	2,339.60	5,429.20	4,679.20	6.86%
	June	134.41	115.66	268.82	231.32	403.23	346.98	537.64	462.64	1,075.28	925.28	2,688.20	2,313.20	5,376.40	4,626.40	6.83%
	Mar. thru May	133.78	115.03	267.56	230.06	401.34	345.09	535.12	460.12	1,070.24	920.24	2,675.60	2,300.60	5,351.20	4,601.20	6.81%
	Feb.	133.76	115.01	267.52	230.02	401.28	345.03	535.04	460.04	1,070.08	920.08	2,675.20	2,300.20	5,350.40	4,600.40	6.81%
	Jan.	136.10	117.35	272.20	234.70	408.30	352.05	544.40	469.40	1,088.80	938.80	2,722.00	2,347.00	5,444.00	4,694.00	6.76%
1969	Dec.	134.82	116.07	269.64	232.14	404.46	348.21	539.28	464.28	1,078.56	928.56	2,696.40	2,321.40	5,392.80	4,642.80	6.72%
	A Sep. thru Nov.	135.02	116.27	270.04	232.54	405.06	348.81	540.08	465.08	1,080.16	930.16	2,700.40	2,325.40	5,400.80	4,650.80	6.69%
	A Aug.	135.01	116.26	270.02	232.52	405.03	348.78	540.04	465.04	1,080.08	930.08	2,700.20	2,325.20	5,400.40	4,650.40	6.69%
	A July	134.71	115.96	269.42	231.92	404.13	347.88	538.84	463.84	1,077.68	927.68	2,694.20	2,319.20	5,388.40	4,638.40	6.68%
	A June	133.42	114.67	266.84	229.34	400.26	344.01	533.68	458.68	1,067.36	917.36	2,668.40	2,293.40	5,336.80	4,586.80	6.65%
	A May	138.60	119.85	277.20	239.70	415.80	359.55	554.40	479.40	1,108.80	958.80	2,772.00	2,397.00	5,544.00	4,794.00	6.78%
	A Jan. thru Apr.	137.27	118.52	274.54	237.04	411.81	355.56	549.08	474.08	1,098.16	948.16	2,745.40	2,370.40	5,490.80	4,740.80	6.75%

NOVEMBER 1999
INSIST ON PROPER IDENTIFICATION.

SERIES E - REDEMPTION VALUES AND INTEREST EARNED AMOUNTS BY DENOMINATION

NOVEMBER 1999

ISSUE YEAR	ISSUE MONTHS	\$25		\$50		\$75		\$100		\$200		\$500		\$1,000		YIELD FROM ISSUE
		REDEMP. VALUE	INTEREST EARNED	REDEMP. VALUE	INTEREST EARNED	REDEMP. VALUE	INTEREST EARNED	REDEMP. VALUE	INTEREST EARNED	REDEMP. VALUE	INTEREST EARNED	REDEMP. VALUE	INTEREST EARNED	REDEMP. VALUE	INTEREST EARNED	
1968	A Dec.	137.28	118.53	274.56	237.06	411.84	355.59	549.12	474.12	1,098.24	948.24	2,745.60	2,370.60	5,491.20	4,741.20	6.75%
	A Nov.	135.44	116.69	270.88	233.38	406.32	350.07	541.76	466.76	1,083.52	933.52	2,708.80	2,333.80	5,417.60	4,667.60	6.70%
	AB July thru Oct.	134.14	115.39	268.28	230.78	402.42	346.17	536.56	461.56	1,073.12	923.12	2,682.80	2,307.80	5,365.60	4,615.60	6.67%
	AB June	134.16	115.41	268.32	230.82	402.48	346.23	536.64	461.64	1,073.28	923.28	2,683.20	2,308.20	5,366.40	4,616.40	6.67%
	AB May	132.57	113.82	265.14	227.64	397.71	341.46	530.28	455.28	1,060.56	910.56	2,651.40	2,276.40	5,302.80	4,552.80	6.63%
	AB Jan. thru Apr.	131.28	112.53	262.56	225.06	393.84	337.59	525.12	450.12	1,050.24	900.24	2,625.60	2,250.60	5,251.20	4,501.20	6.59%
1967	AB Dec.	131.28	112.53	262.56	225.06	393.84	337.59	525.12	450.12	1,050.24	900.24	2,625.60	2,250.60	5,251.20	4,501.20	6.59%
	AB Nov.	129.70	110.95	259.40	221.90	389.10	332.85	518.80	443.80	1,037.60	887.60	2,594.00	2,219.00	5,188.00	4,438.00	6.55%
	AB July thru Oct.	128.45	109.70	256.90	219.40	385.35	329.10	513.80	438.80	1,027.60	877.60	2,569.00	2,194.00	5,138.00	4,388.00	6.52%
	AB June	128.46	109.71	256.92	219.42	385.38	329.13	513.84	438.84	1,027.68	877.68	2,569.20	2,194.20	5,138.40	4,388.40	6.52%
	AB May	127.06	108.31	254.12	216.62	381.18	324.93	508.24	433.24	1,016.48	866.48	2,541.20	2,166.20	5,082.40	4,332.40	6.48%
	AB Jan. thru Apr.	125.86	107.11	251.72	214.22	377.58	321.33	503.44	428.44	1,006.88	856.88	2,517.20	2,142.20	5,034.40	4,284.40	6.45%
1966	AB Dec.	125.85	107.10	251.70	214.20	377.55	321.30	503.40	428.40	1,006.80	856.80	2,517.00	2,142.00	5,034.00	4,284.00	6.45%
	AB Nov.	124.46	105.71	248.92	211.42	373.38	317.13	497.84	422.84	995.68	845.68	2,489.20	2,114.20	4,978.40	4,228.40	6.41%
	AB July thru Oct.	123.27	104.52	246.54	209.04	369.81	313.56	493.08	418.08	986.16	836.16	2,465.40	2,090.40	4,930.80	4,180.80	6.38%
	AB June	123.28	104.53	246.56	209.06	369.84	313.59	493.12	418.12	986.24	836.24	2,465.60	2,090.60	4,931.20	4,181.20	6.38%
	AB May	122.02	103.27	244.04	206.54	366.06	309.81	488.08	413.08	976.16	826.16	2,440.40	2,065.40	4,880.80	4,130.80	6.34%
	AB Mar. thru Apr.	121.94	103.19	243.88	206.38	365.82	309.57	487.76	412.76	975.52	825.52	2,438.80	2,063.80	4,877.60	4,127.60	6.34%
AB Jan. thru Feb.	128.13	109.38	256.26	218.76	384.39	328.14	512.52	437.52	1,025.04	875.04	2,562.60	2,187.60	5,125.20	4,375.20	6.51%	
1965	AB Dec.	128.12	109.37	256.24	218.74	384.36	328.11	512.48	437.48	1,024.96	874.96	2,562.40	2,187.40	5,124.80	4,374.80	6.51%
	Sep. thru Nov.	144.83	126.08	289.66	252.16	434.49	378.24	579.32	504.32	1,158.64	1,008.64	2,896.60	2,521.60	5,793.20	5,043.20	6.15%
	Aug.	146.99	128.24	293.98	256.48	440.97	384.72	587.96	512.96	1,175.92	1,025.92	2,939.80	2,564.80	5,879.60	5,129.60	6.10%
	June thru July	148.77	130.02	297.54	260.04	446.31	390.06	595.08	520.08	1,190.16	1,040.16	2,975.40	2,600.40	5,950.80	5,200.80	6.14%
	Apr. thru May	160.48	141.73	320.96	283.46	481.44	425.19	641.92	566.92	1,283.84	1,133.84	3,209.60	2,834.60	6,419.20	5,669.20	6.37%
	Mar.	160.50	141.75	321.00	283.50	481.50	425.25	642.00	567.00	1,284.00	1,134.00	3,210.00	2,835.00	6,420.00	5,670.00	6.37%
	Feb.	164.51	145.76	329.02	291.52	493.53	437.28	658.04	583.04	1,316.08	1,166.08	3,290.20	2,915.20	6,580.40	5,830.40	6.35%
	Jan.	179.35	160.60	358.70	321.20	538.05	481.80	717.40	642.40	1,434.80	1,284.80	3,587.00	3,212.00	7,174.00	6,424.00	6.60%
1964	Dec.	179.35	160.60	358.70	321.20	538.05	481.80	717.40	642.40	1,434.80	1,284.80	3,587.00	3,212.00	7,174.00	6,424.00	6.60%
	Sep. thru Nov.	178.20	159.45	356.40	318.90	534.60	478.35	712.80	637.80	1,425.60	1,275.60	3,564.00	3,189.00	7,128.00	6,378.00	6.59%
	Aug.	182.69	163.94	365.38	327.88	548.07	491.82	730.76	655.76	1,461.52	1,311.52	3,653.80	3,278.80	7,307.60	6,557.60	6.56%
	June thru July	180.93	162.18	361.86	324.36	542.79	486.54	723.72	648.72	1,447.44	1,297.44	3,618.60	3,243.60	7,237.20	6,487.20	6.54%
	Apr. thru May	179.73	160.98	359.46	321.96	539.19	482.94	718.92	643.92	1,437.84	1,287.84	3,594.60	3,219.60	7,189.20	6,439.20	6.52%
	Mar.	179.74	160.99	359.48	321.98			718.96	643.96	1,437.92	1,287.92	3,594.80	3,219.80	7,189.60	6,439.60	6.52%
	Feb.	184.25	165.50	368.50	331.00			737.00	662.00	1,474.00	1,324.00	3,685.00	3,310.00	7,370.00	6,620.00	6.50%
	Jan.	182.50	163.75	365.00	327.50			730.00	655.00	1,460.00	1,310.00	3,650.00	3,275.00	7,300.00	6,550.00	6.47%

NOVEMBER 1999
INSIST ON PROPER IDENTIFICATION.

SERIES E - REDEMPTION VALUES AND INTEREST EARNED AMOUNTS BY DENOMINATION

NOVEMBER 1999

ISSUE YEAR	ISSUE MONTHS	\$25		\$50		\$75		\$100		\$200		\$500		\$1,000		YIELD FROM ISSUE
		REDEMP. VALUE	INTEREST EARNED	REDEMP. VALUE	INTEREST EARNED	REDEMP. VALUE	INTEREST EARNED	REDEMP. VALUE	INTEREST EARNED	REDEMP. VALUE	INTEREST EARNED	REDEMP. VALUE	INTEREST EARNED	REDEMP. VALUE	INTEREST EARNED	
1963	Dec.	182.50	163.75	365.00	327.50			730.00	655.00	1,460.00	1,310.00	3,650.00	3,275.00	7,300.00	6,550.00	6.47%
	Sep. thru Nov.	181.38	162.63	362.76	325.26			725.52	650.52	1,451.04	1,301.04	3,627.60	3,252.60	7,255.20	6,505.20	6.45%
	Aug.	185.93	167.18	371.86	334.36			743.72	668.72	1,487.44	1,337.44	3,718.60	3,343.60	7,437.20	6,687.20	6.43%
	June thru July	184.13	165.38	368.26	330.76			736.52	661.52	1,473.04	1,323.04	3,682.60	3,307.60	7,365.20	6,615.20	6.40%
	Apr. thru May	182.74	163.99	365.48	327.98			730.96	655.96	1,461.92	1,311.92	3,654.80	3,279.80	7,309.60	6,559.60	6.38%
	Mar.	182.76	164.01	365.52	328.02			731.04	656.04	1,462.08	1,312.08	3,655.20	3,280.20	7,310.40	6,560.40	6.38%
	Feb.	187.37	168.62	374.74	337.24			749.48	674.48	1,498.96	1,348.96	3,747.40	3,372.40	7,494.80	6,744.80	6.36%
	Jan.	185.57	166.82	371.14	333.64			742.28	667.28	1,484.56	1,334.56	3,711.40	3,336.40	7,422.80	6,672.80	6.34%
1962	Dec.	185.57	166.82	371.14	333.64			742.28	667.28	1,484.56	1,334.56	3,711.40	3,336.40	7,422.80	6,672.80	6.34%
	Sep. thru Nov.	184.80	166.05	369.60	332.10			739.20	664.20	1,478.40	1,328.40	3,696.00	3,321.00	7,392.00	6,642.00	6.32%
	Aug.	189.00	170.25	378.00	340.50			756.00	681.00	1,512.00	1,362.00	3,780.00	3,405.00	7,560.00	6,810.00	6.30%
	June thru July	187.20	168.45	374.40	336.90			748.80	673.80	1,497.60	1,347.60	3,744.00	3,369.00	7,488.00	6,738.00	6.27%
	Apr. thru May	186.72	167.97	373.44	335.94			746.88	671.88	1,493.76	1,343.76	3,734.40	3,359.40	7,468.80	6,718.80	6.27%
	Mar.	186.74	167.99	373.48	335.98			746.96	671.96	1,493.92	1,343.92	3,734.80	3,359.80	7,469.60	6,719.60	6.27%
	Feb.	190.95	172.20	381.90	344.40			763.80	688.80	1,527.60	1,377.60	3,819.00	3,444.00	7,638.00	6,888.00	6.24%
	Jan.	189.12	170.37	378.24	340.74			756.48	681.48	1,512.96	1,362.96	3,782.40	3,407.40	7,564.80	6,814.80	6.22%
1961	Dec.	189.12	170.37	378.24	340.74			756.48	681.48	1,512.96	1,362.96	3,782.40	3,407.40	7,564.80	6,814.80	6.22%
	Oct. thru Nov.	188.57	169.82	377.14	339.64			754.28	679.28	1,508.56	1,358.56	3,771.40	3,396.40	7,542.80	6,792.80	6.21%
	Sep.	188.59	169.84	377.18	339.68			754.36	679.36	1,508.72	1,358.72	3,771.80	3,396.80	7,543.60	6,793.60	6.21%
	Aug.	190.23	171.48	380.46	342.96			760.92	685.92	1,521.84	1,371.84	3,804.60	3,429.60	7,609.20	6,859.20	6.15%
	June thru July	188.42	169.67	376.84	339.34			753.68	678.68	1,507.36	1,357.36	3,768.40	3,393.40	7,536.80	6,786.80	6.12%
	Apr. thru May	187.87	169.12	375.74	338.24			751.48	676.48	1,502.96	1,352.96	3,757.40	3,382.40	7,514.80	6,764.80	6.12%
	Mar.	187.88	169.13	375.76	338.26			751.52	676.52	1,503.04	1,353.04	3,757.60	3,382.60	7,515.20	6,765.20	6.12%
	Feb.	189.46	170.71	378.92	341.42			757.84	682.84	1,515.68	1,365.68	3,789.20	3,414.20	7,578.40	6,828.40	6.06%
	Jan.	187.66	168.91	375.32	337.82			750.64	675.64	1,501.28	1,351.28	3,753.20	3,378.20	7,506.40	6,756.40	6.03%
1960	Dec.	187.66	168.91	375.32	337.82			750.64	675.64	1,501.28	1,351.28	3,753.20	3,378.20	7,506.40	6,756.40	6.03%
	Oct. thru Nov.	187.28	168.53	374.56	337.06			749.12	674.12	1,498.24	1,348.24	3,745.60	3,370.60	7,491.20	6,741.20	6.03%
	Sep.	187.27	168.52	374.54	337.04			749.08	674.08	1,498.16	1,348.16	3,745.40	3,370.40	7,490.80	6,740.80	6.03%
	Aug.	188.83	170.08	377.66	340.16			755.32	680.32	1,510.64	1,360.64	3,776.60	3,401.60	7,553.20	6,803.20	5.97%
	June thru July	187.05	168.30	374.10	336.60			748.20	673.20	1,496.40	1,346.40	3,741.00	3,366.00	7,482.00	6,732.00	5.95%
	Mar. thru May	186.73	167.98	373.46	335.96			746.92	671.92	1,493.84	1,343.84	3,734.60	3,359.60	7,469.20	6,719.20	5.94%
	Feb.	188.30	169.55	376.60	339.10			753.20	678.20	1,506.40	1,356.40	3,766.00	3,391.00	7,532.00	6,782.00	5.89%
	Jan.	186.50	167.75	373.00	335.50			746.00	671.00	1,492.00	1,342.00	3,730.00	3,355.00	7,460.00	6,710.00	5.86%
1959	Dec.	186.50	167.75	373.00	335.50			746.00	671.00	1,492.00	1,342.00	3,730.00	3,355.00	7,460.00	6,710.00	5.86%
	A Sep. thru Nov.	188.10	169.35	376.20	338.70			752.40	677.40	1,504.80	1,354.80	3,762.00	3,387.00	7,524.00	6,774.00	5.85%
	A Aug.	186.01	167.26	372.02	334.52			744.04	669.04	1,488.08	1,338.08	3,720.20	3,345.20	7,440.40	6,690.40	5.82%
	A June thru July	187.88	169.13	375.76	338.26			751.52	676.52	1,503.04	1,353.04	3,757.60	3,382.60	7,515.20	6,765.20	5.85%
	A Jan. thru May	191.53	172.78	383.06	345.56			766.12	691.12	1,532.24	1,382.24	3,830.60	3,455.60	7,661.20	6,911.20	5.89%

NOVEMBER 1999
INSIST ON PROPER IDENTIFICATION.

SERIES E - REDEMPTION VALUES AND INTEREST EARNED AMOUNTS BY DENOMINATION

NOVEMBER 1999

ISSUE YEAR	ISSUE MONTHS	\$25		\$50		\$75		\$100		\$200		\$500		\$1,000		YIELD FROM ISSUE
		REDEMP. VALUE	INTEREST EARNED	REDEMP. VALUE	INTEREST EARNED	REDEMP. VALUE	INTEREST EARNED	REDEMP. VALUE	INTEREST EARNED	REDEMP. VALUE	INTEREST EARNED	REDEMP. VALUE	INTEREST EARNED	REDEMP. VALUE	INTEREST EARNED	
1958	A Dec.	189.34	170.59	378.68	341.18			757.36	682.36	1,514.72	1,364.72	3,786.80	3,411.80	7,573.60	6,823.60	5.87%
	AB Aug. thru Nov.	186.71	167.96	373.42	335.92			746.84	671.84	1,493.68	1,343.68	3,734.20	3,359.20	7,468.40	6,718.40	5.83%
	AB July	186.72	167.97	373.44	335.94			746.88	671.88	1,493.76	1,343.76	3,734.40	3,359.40	7,468.80	6,718.80	5.83%
	AB June	184.53	165.78	369.06	331.56			738.12	663.12	1,476.24	1,326.24	3,690.60	3,315.60	7,381.20	6,631.20	5.80%
	AB Jan. thru May	183.12	164.37	366.24	328.74			732.48	657.48	1,464.96	1,314.96	3,662.40	3,287.40	7,324.80	6,574.80	5.78%
1957 to 1941	Matured Series E Bonds	REDEMPTION VALUES CAN BE FOUND ON THE TABLE AT THE END OF THIS BOOKLET.														

A. BONDS WITH THE FOLLOWING ISSUE DATES HAVE REACHED FINAL MATURITY AND WILL EARN NO ADDITIONAL INTEREST: MAY 1941 THROUGH NOVEMBER 1959 AND DECEMBER 1965 THROUGH NOVEMBER 1969.

B. BONDS WITH THE FOLLOWING ISSUE DATES ARE NOT ELIGIBLE FOR EXCHANGE TO SERIES HH BONDS: MAY 1941 THROUGH OCTOBER 1958 AND DECEMBER 1965 THROUGH OCTOBER 1968.

NOVEMBER 1999
INSIST ON PROPER IDENTIFICATION.

SERIES E - REDEMPTION VALUES AND INTEREST EARNED AMOUNTS BY DENOMINATION

DECEMBER 1999

ISSUE YEAR	ISSUE MONTHS	\$25		\$50		\$75		\$100		\$200		\$500		\$1,000		YIELD FROM ISSUE
		REDEMP. VALUE	INTEREST EARNED	REDEMP. VALUE	INTEREST EARNED	REDEMP. VALUE	INTEREST EARNED	REDEMP. VALUE	INTEREST EARNED	REDEMP. VALUE	INTEREST EARNED	REDEMP. VALUE	INTEREST EARNED	REDEMP. VALUE	INTEREST EARNED	
1980	May thru June	73.73	54.98	147.46	109.96	221.19	164.94	294.92	219.92	589.84	439.84	1,474.60	1,099.60	2,949.20	2,199.20	7.15%
	Jan. thru Apr.	72.98	54.23	145.96	108.46	218.94	162.69	291.92	216.92	583.84	433.84	1,459.60	1,084.60	2,919.20	2,169.20	7.09%
1979	Nov. thru Dec.	74.44	55.69	148.88	111.38	223.32	167.07	297.76	222.76	595.52	445.52	1,488.80	1,113.80	2,977.60	2,227.60	7.01%
	July thru Oct.	73.75	55.00	147.50	110.00	221.25	165.00	295.00	220.00	590.00	440.00	1,475.00	1,100.00	2,950.00	2,200.00	6.97%
	June	75.22	56.47	150.44	112.94	225.66	169.41	300.88	225.88	601.76	451.76	1,504.40	1,129.40	3,008.80	2,258.80	6.89%
	May	75.05	56.30	150.10	112.60	225.15	168.90	300.20	225.20	600.40	450.40	1,501.00	1,126.00	3,002.00	2,252.00	6.88%
	Jan. thru Apr.	74.33	55.58	148.66	111.16	222.99	166.74	297.32	222.32	594.64	444.64	1,486.60	1,111.60	2,973.20	2,223.20	6.83%
1978	Dec.	75.80	57.05	151.60	114.10	227.40	171.15	303.20	228.20	606.40	456.40	1,516.00	1,141.00	3,032.00	2,282.00	6.76%
	Nov.	75.60	56.85	151.20	113.70	226.80	170.55	302.40	227.40	604.80	454.80	1,512.00	1,137.00	3,024.00	2,274.00	6.75%
	July thru Oct.	74.89	56.14	149.78	112.28	224.67	168.42	299.56	224.56	599.12	449.12	1,497.80	1,122.80	2,995.60	2,245.60	6.70%
	June	76.37	57.62	152.74	115.24	229.11	172.86	305.48	230.48	610.96	460.96	1,527.40	1,152.40	3,054.80	2,304.80	6.64%
	May	76.18	57.43	152.36	114.86	228.54	172.29	304.72	229.72	609.44	459.44	1,523.60	1,148.60	3,047.20	2,297.20	6.63%
	Mar. thru Apr.	78.99	60.24	157.98	120.48	236.97	180.72	315.96	240.96	631.92	481.92	1,579.80	1,204.80	3,159.60	2,409.60	6.80%
	Jan. thru Feb.	85.67	66.92	171.34	133.84	257.01	200.76	342.68	267.68	685.36	535.36	1,713.40	1,338.40	3,426.80	2,676.80	7.19%
1977	Dec.	88.24	69.49	176.48	138.98	264.72	208.47	352.96	277.96	705.92	555.92	1,764.80	1,389.80	3,529.60	2,779.60	7.17%
	Nov.	88.00	69.25	176.00	138.50	264.00	207.75	352.00	277.00	704.00	554.00	1,760.00	1,385.00	3,520.00	2,770.00	7.15%
	July thru Oct.	95.96	77.21	191.92	154.42	287.88	231.63	383.84	308.84	767.68	617.68	1,919.20	1,544.20	3,838.40	3,088.40	7.56%
	June	98.85	80.10	197.70	160.20	296.55	240.30	395.40	320.40	790.80	640.80	1,977.00	1,602.00	3,954.00	3,204.00	7.53%
	May	98.65	79.90	197.30	159.80	295.95	239.70	394.60	319.60	789.20	639.20	1,973.00	1,598.00	3,946.00	3,196.00	7.52%
	Jan. thru Apr.	97.68	78.93	195.36	157.86	293.04	236.79	390.72	315.72	781.44	631.44	1,953.60	1,578.60	3,907.20	3,157.20	7.47%
1976	Dec.	100.62	81.87	201.24	163.74	301.86	245.61	402.48	327.48	804.96	654.96	2,012.40	1,637.40	4,024.80	3,274.80	7.44%
	Nov.	100.33	81.58	200.66	163.16	300.99	244.74	401.32	326.32	802.64	652.64	2,006.60	1,631.60	4,013.20	3,263.20	7.43%
	July thru Oct.	99.36	80.61	198.72	161.22	298.08	241.83	397.44	322.44	794.88	644.88	1,987.20	1,612.20	3,974.40	3,224.40	7.38%
	June	102.36	83.61	204.72	167.22	307.08	250.83	409.44	334.44	818.88	668.88	2,047.20	1,672.20	4,094.40	3,344.40	7.35%
	May	102.13	83.38	204.26	166.76	306.39	250.14	408.52	333.52	817.04	667.04	2,042.60	1,667.60	4,085.20	3,335.20	7.34%
	Jan. thru Apr.	101.17	82.42	202.34	164.84	303.51	247.26	404.68	329.68	809.36	659.36	2,023.40	1,648.40	4,046.80	3,296.80	7.30%
1975	Dec.	104.20	85.45	208.40	170.90	312.60	256.35	416.80	341.80	833.60	683.60	2,084.00	1,709.00	4,168.00	3,418.00	7.28%
	Nov.	103.96	85.21	207.92	170.42	311.88	255.63	415.84	340.84	831.68	681.68	2,079.20	1,704.20	4,158.40	3,408.40	7.27%
	July thru Oct.	102.96	84.21	205.92	168.42	308.88	252.63	411.84	336.84	823.68	673.68	2,059.20	1,684.20	4,118.40	3,368.40	7.22%
	June	106.05	87.30	212.10	174.60	318.15	261.90	424.20	349.20	848.40	698.40	2,121.00	1,746.00	4,242.00	3,492.00	7.20%
	May	105.80	87.05	211.60	174.10	317.40	261.15	423.20	348.20	846.40	696.40	2,116.00	1,741.00	4,232.00	3,482.00	7.19%
	Jan. thru Apr.	104.79	86.04	209.58	172.08	314.37	258.12	419.16	344.16	838.32	688.32	2,095.80	1,720.80	4,191.60	3,441.60	7.15%
1974	Dec.	107.95	89.20	215.90	178.40	323.85	267.60	431.80	356.80	863.60	713.60	2,159.00	1,784.00	4,318.00	3,568.00	7.13%
	Nov.	107.68	88.93	215.36	177.86	323.04	266.79	430.72	355.72	861.44	711.44	2,153.60	1,778.60	4,307.20	3,557.20	7.12%
	July thru Oct.	106.66	87.91	213.32	175.82	319.98	263.73	426.64	351.64	853.28	703.28	2,133.20	1,758.20	4,266.40	3,516.40	7.08%
	June	108.79	90.04	217.58	180.08	326.37	270.12	435.16	360.16	870.32	720.32	2,175.80	1,800.80	4,351.60	3,601.60	7.02%
	May	108.54	89.79	217.08	179.58	325.62	269.37	434.16	359.16	868.32	718.32	2,170.80	1,795.80	4,341.60	3,591.60	7.01%
	Jan. thru Apr.	107.51	88.76	215.02	177.52	322.53	266.28	430.04	355.04	860.08	710.08	2,150.20	1,775.20	4,300.40	3,550.40	6.97%

DECEMBER 1999
INSIST ON PROPER IDENTIFICATION.

SERIES E - REDEMPTION VALUES AND INTEREST EARNED AMOUNTS BY DENOMINATION

DECEMBER 1999

ISSUE YEAR	ISSUE MONTHS	\$25		\$50		\$75		\$100		\$200		\$500		\$1,000		YIELD FROM ISSUE
		REDEMP. VALUE	INTEREST EARNED	REDEMP. VALUE	INTEREST EARNED	REDEMP. VALUE	INTEREST EARNED	REDEMP. VALUE	INTEREST EARNED	REDEMP. VALUE	INTEREST EARNED	REDEMP. VALUE	INTEREST EARNED	REDEMP. VALUE	INTEREST EARNED	
1973	Dec.	109.66	90.91	219.32	181.82	328.98	272.73	438.64	363.64	877.28	727.28	2,193.20	1,818.20	4,386.40	3,636.40	6.91%
	Sep. thru Nov.	111.72	92.97	223.44	185.94	335.16	278.91	446.88	371.88	893.76	743.76	2,234.40	1,859.40	4,468.80	3,718.80	7.03%
	Aug.	113.93	95.18	227.86	190.36	341.79	285.54	455.72	380.72	911.44	761.44	2,278.60	1,903.60	4,557.20	3,807.20	6.97%
	July	113.69	94.94	227.38	189.88	341.07	284.82	454.76	379.76	909.52	759.52	2,273.80	1,898.80	4,547.60	3,797.60	6.96%
	June	112.60	93.85	225.20	187.70	337.80	281.55	450.40	375.40	900.80	750.80	2,252.00	1,877.00	4,504.00	3,754.00	6.92%
	Mar. thru May	112.33	93.58	224.66	187.16	336.99	280.74	449.32	374.32	898.64	748.64	2,246.60	1,871.60	4,493.20	3,743.20	6.92%
	Feb.	114.58	95.83	229.16	191.66	343.74	287.49	458.32	383.32	916.64	766.64	2,291.60	1,916.60	4,583.20	3,833.20	6.86%
	Jan.	114.29	95.54	228.58	191.08	342.87	286.62	457.16	382.16	914.32	764.32	2,285.80	1,910.80	4,571.60	3,821.60	6.85%
1972	Dec.	113.21	94.46	226.42	188.92	339.63	283.38	452.84	377.84	905.68	755.68	2,264.20	1,889.20	4,528.40	3,778.40	6.81%
	Sep. thru Nov.	112.96	94.21	225.92	188.42	338.88	282.63	451.84	376.84	903.68	753.68	2,259.20	1,884.20	4,518.40	3,768.40	6.81%
	Aug.	115.22	96.47	230.44	192.94	345.66	289.41	460.88	385.88	921.76	771.76	2,304.40	1,929.40	4,608.80	3,858.80	6.75%
	July	114.96	96.21	229.92	192.42	344.88	288.63	459.84	384.84	919.68	769.68	2,299.20	1,924.20	4,598.40	3,848.40	6.75%
	June	113.86	95.11	227.72	190.22	341.58	285.33	455.44	380.44	910.88	760.88	2,277.20	1,902.20	4,554.40	3,804.40	6.71%
	Mar. thru May	113.54	94.79	227.08	189.58	340.62	284.37	454.16	379.16	908.32	758.32	2,270.80	1,895.80	4,541.60	3,791.60	6.70%
	Feb.	115.80	97.05	231.60	194.10	347.40	291.15	463.20	388.20	926.40	776.40	2,316.00	1,941.00	4,632.00	3,882.00	6.65%
	Jan.	115.53	96.78	231.06	193.56	346.59	290.34	462.12	387.12	924.24	774.24	2,310.60	1,935.60	4,621.20	3,871.20	6.64%
1971	Dec.	114.42	95.67	228.84	191.34	343.26	287.01	457.68	382.68	915.36	765.36	2,288.40	1,913.40	4,576.80	3,826.80	6.60%
	Sep. thru Nov.	114.13	95.38	228.26	190.76	342.39	286.14	456.52	381.52	913.04	763.04	2,282.60	1,907.60	4,565.20	3,815.20	6.60%
	Aug.	116.41	97.66	232.82	195.32	349.23	292.98	465.64	390.64	931.28	781.28	2,328.20	1,953.20	4,656.40	3,906.40	6.55%
	July	116.20	97.45	232.40	194.90	348.60	292.35	464.80	389.80	929.60	779.60	2,324.00	1,949.00	4,648.00	3,898.00	6.54%
	June	116.93	98.18	233.86	196.36	350.79	294.54	467.72	392.72	935.44	785.44	2,338.60	1,963.60	4,677.20	3,927.20	6.57%
	Mar. thru May	116.61	97.86	233.22	195.72	349.83	293.58	466.44	391.44	932.88	782.88	2,332.20	1,957.20	4,664.40	3,914.40	6.56%
	Feb.	118.96	100.21	237.92	200.42	356.88	300.63	475.84	400.84	951.68	801.68	2,379.20	2,004.20	4,758.40	4,008.40	6.51%
	Jan.	118.68	99.93	237.36	199.86	356.04	299.79	474.72	399.72	949.44	799.44	2,373.60	1,998.60	4,747.20	3,997.20	6.50%
1970	Dec.	133.69	114.94	267.38	229.88	401.07	344.82	534.76	459.76	1,069.52	919.52	2,673.80	2,298.80	5,347.60	4,597.60	6.93%
	Sep. thru Nov.	133.38	114.63	266.76	229.26	400.14	343.89	533.52	458.52	1,067.04	917.04	2,667.60	2,292.60	5,335.20	4,585.20	6.92%
	Aug.	136.05	117.30	272.10	234.60	408.15	351.90	544.20	469.20	1,088.40	938.40	2,721.00	2,346.00	5,442.00	4,692.00	6.87%
	July	135.73	116.98	271.46	233.96	407.19	350.94	542.92	467.92	1,085.84	935.84	2,714.60	2,339.60	5,429.20	4,679.20	6.86%
	June	134.41	115.66	268.82	231.32	403.23	346.98	537.64	462.64	1,075.28	925.28	2,688.20	2,313.20	5,376.40	4,626.40	6.83%
	Mar. thru May	133.78	115.03	267.56	230.06	401.34	345.09	535.12	460.12	1,070.24	920.24	2,675.60	2,300.60	5,351.20	4,601.20	6.81%
	Feb.	136.44	117.69	272.88	235.38	409.32	353.07	545.76	470.76	1,091.52	941.52	2,728.80	2,353.80	5,457.60	4,707.60	6.76%
	Jan.	136.10	117.35	272.20	234.70	408.30	352.05	544.40	469.40	1,088.80	938.80	2,722.00	2,347.00	5,444.00	4,694.00	6.76%
1969	A Dec.	135.72	116.97	271.44	233.94	407.16	350.91	542.88	467.88	1,085.76	935.76	2,714.40	2,339.40	5,428.80	4,678.80	6.71%
	A Sep. thru Nov.	135.02	116.27	270.04	232.54	405.06	348.81	540.08	465.08	1,080.16	930.16	2,700.40	2,325.40	5,400.80	4,650.80	6.69%
	A Aug.	135.01	116.26	270.02	232.52	405.03	348.78	540.04	465.04	1,080.08	930.08	2,700.20	2,325.20	5,400.40	4,650.40	6.69%
	A July	134.71	115.96	269.42	231.92	404.13	347.88	538.84	463.84	1,077.68	927.68	2,694.20	2,319.20	5,388.40	4,638.40	6.68%
	A June	133.42	114.67	266.84	229.34	400.26	344.01	533.68	458.68	1,067.36	917.36	2,668.40	2,293.40	5,336.80	4,586.80	6.65%
	A May	138.60	119.85	277.20	239.70	415.80	359.55	554.40	479.40	1,108.80	958.80	2,772.00	2,397.00	5,544.00	4,794.00	6.78%
	A Jan. thru Apr.	137.27	118.52	274.54	237.04	411.81	355.56	549.08	474.08	1,098.16	948.16	2,745.40	2,370.40	5,490.80	4,740.80	6.75%

DECEMBER 1999
INSIST ON PROPER IDENTIFICATION.

SERIES E - REDEMPTION VALUES AND INTEREST EARNED AMOUNTS BY DENOMINATION

DECEMBER 1999

ISSUE YEAR	ISSUE MONTHS	\$25		\$50		\$75		\$100		\$200		\$500		\$1,000		YIELD FROM ISSUE
		REDEMP. VALUE	INTEREST EARNED	REDEMP. VALUE	INTEREST EARNED	REDEMP. VALUE	INTEREST EARNED	REDEMP. VALUE	INTEREST EARNED	REDEMP. VALUE	INTEREST EARNED	REDEMP. VALUE	INTEREST EARNED	REDEMP. VALUE	INTEREST EARNED	
1968	A Dec.	137.28	118.53	274.56	237.06	411.84	355.59	549.12	474.12	1,098.24	948.24	2,745.60	2,370.60	5,491.20	4,741.20	6.75%
	AB Nov.	135.44	116.69	270.88	233.38	406.32	350.07	541.76	466.76	1,083.52	933.52	2,708.80	2,333.80	5,417.60	4,667.60	6.70%
	AB July thru Oct.	134.14	115.39	268.28	230.78	402.42	346.17	536.56	461.56	1,073.12	923.12	2,682.80	2,307.80	5,365.60	4,615.60	6.67%
	AB June	134.16	115.41	268.32	230.82	402.48	346.23	536.64	461.64	1,073.28	923.28	2,683.20	2,308.20	5,366.40	4,616.40	6.67%
	AB May	132.57	113.82	265.14	227.64	397.71	341.46	530.28	455.28	1,060.56	910.56	2,651.40	2,276.40	5,302.80	4,552.80	6.63%
	AB Jan. thru Apr.	131.28	112.53	262.56	225.06	393.84	337.59	525.12	450.12	1,050.24	900.24	2,625.60	2,250.60	5,251.20	4,501.20	6.59%
1967	AB Dec.	131.28	112.53	262.56	225.06	393.84	337.59	525.12	450.12	1,050.24	900.24	2,625.60	2,250.60	5,251.20	4,501.20	6.59%
	AB Nov.	129.70	110.95	259.40	221.90	389.10	332.85	518.80	443.80	1,037.60	887.60	2,594.00	2,219.00	5,188.00	4,438.00	6.55%
	AB July thru Oct.	128.45	109.70	256.90	219.40	385.35	329.10	513.80	438.80	1,027.60	877.60	2,569.00	2,194.00	5,138.00	4,388.00	6.52%
	AB June	128.46	109.71	256.92	219.42	385.38	329.13	513.84	438.84	1,027.68	877.68	2,569.20	2,194.20	5,138.40	4,388.40	6.52%
	AB May	127.06	108.31	254.12	216.62	381.18	324.93	508.24	433.24	1,016.48	866.48	2,541.20	2,166.20	5,082.40	4,332.40	6.48%
	AB Jan. thru Apr.	125.86	107.11	251.72	214.22	377.58	321.33	503.44	428.44	1,006.88	856.88	2,517.20	2,142.20	5,034.40	4,284.40	6.45%
1966	AB Dec.	125.85	107.10	251.70	214.20	377.55	321.30	503.40	428.40	1,006.80	856.80	2,517.00	2,142.00	5,034.00	4,284.00	6.45%
	AB Nov.	124.46	105.71	248.92	211.42	373.38	317.13	497.84	422.84	995.68	845.68	2,489.20	2,114.20	4,978.40	4,228.40	6.41%
	AB July thru Oct.	123.27	104.52	246.54	209.04	369.81	313.56	493.08	418.08	986.16	836.16	2,465.40	2,090.40	4,930.80	4,180.80	6.38%
	AB June	123.28	104.53	246.56	209.06	369.84	313.59	493.12	418.12	986.24	836.24	2,465.60	2,090.60	4,931.20	4,181.20	6.38%
	AB May	122.02	103.27	244.04	206.54	366.06	309.81	488.08	413.08	976.16	826.16	2,440.40	2,065.40	4,880.80	4,130.80	6.34%
	AB Mar. thru Apr.	121.94	103.19	243.88	206.38	365.82	309.57	487.76	412.76	975.52	825.52	2,438.80	2,063.80	4,877.60	4,127.60	6.34%
	AB Jan. thru Feb.	128.13	109.38	256.26	218.76	384.39	328.14	512.52	437.52	1,025.04	875.04	2,562.60	2,187.60	5,125.20	4,375.20	6.51%
1965	AB Dec.	128.12	109.37	256.24	218.74	384.36	328.11	512.48	437.48	1,024.96	874.96	2,562.40	2,187.40	5,124.80	4,374.80	6.51%
	Oct. thru Nov.	144.83	126.08	289.66	252.16	434.49	378.24	579.32	504.32	1,158.64	1,008.64	2,896.60	2,521.60	5,793.20	5,043.20	6.15%
	Sep.	147.75	129.00	295.50	258.00	443.25	387.00	591.00	516.00	1,182.00	1,032.00	2,955.00	2,580.00	5,910.00	5,160.00	6.12%
	Aug.	146.99	128.24	293.98	256.48	440.97	384.72	587.96	512.96	1,175.92	1,025.92	2,939.80	2,564.80	5,879.60	5,129.60	6.10%
	June thru July	148.77	130.02	297.54	260.04	446.31	390.06	595.08	520.08	1,190.16	1,040.16	2,975.40	2,600.40	5,950.80	5,200.80	6.14%
	Apr. thru May	160.48	141.73	320.96	283.46	481.44	425.19	641.92	566.92	1,283.84	1,133.84	3,209.60	2,834.60	6,419.20	5,669.20	6.37%
	Mar.	165.31	146.56	330.62	293.12	495.93	439.68	661.24	586.24	1,322.48	1,172.48	3,306.20	2,931.20	6,612.40	5,862.40	6.36%
	Feb.	164.51	145.76	329.02	291.52	493.53	437.28	658.04	583.04	1,316.08	1,166.08	3,290.20	2,915.20	6,580.40	5,830.40	6.35%
1964	Jan.	179.35	160.60	358.70	321.20	538.05	481.80	717.40	642.40	1,434.80	1,284.80	3,587.00	3,212.00	7,174.00	6,424.00	6.60%
	Dec.	179.35	160.60	358.70	321.20	538.05	481.80	717.40	642.40	1,434.80	1,284.80	3,587.00	3,212.00	7,174.00	6,424.00	6.60%
	Oct. thru Nov.	178.20	159.45	356.40	318.90	534.60	478.35	712.80	637.80	1,425.60	1,275.60	3,564.00	3,189.00	7,128.00	6,378.00	6.59%
	Sep.	183.54	164.79	367.08	329.58	550.62	494.37	734.16	659.16	1,468.32	1,318.32	3,670.80	3,295.80	7,341.60	6,591.60	6.58%
	Aug.	182.69	163.94	365.38	327.88	548.07	491.82	730.76	655.76	1,461.52	1,311.52	3,653.80	3,278.80	7,307.60	6,557.60	6.56%
	June thru July	180.93	162.18	361.86	324.36	542.79	486.54	723.72	648.72	1,447.44	1,297.44	3,618.60	3,243.60	7,237.20	6,487.20	6.54%
	Apr. thru May	179.73	160.98	359.46	321.96	539.19	482.94	718.92	643.92	1,437.84	1,287.84	3,594.60	3,219.60	7,189.20	6,439.20	6.52%
	Mar.	185.13	166.38	370.26	332.76			740.52	665.52	1,481.04	1,331.04	3,702.60	3,327.60	7,405.20	6,655.20	6.51%
	Feb.	184.25	165.50	368.50	331.00			737.00	662.00	1,474.00	1,324.00	3,685.00	3,310.00	7,370.00	6,620.00	6.50%
Jan.	182.50	163.75	365.00	327.50			730.00	655.00	1,460.00	1,310.00	3,650.00	3,275.00	7,300.00	6,550.00	6.47%	

DECEMBER 1999
INSIST ON PROPER IDENTIFICATION.

SERIES E - REDEMPTION VALUES AND INTEREST EARNED AMOUNTS BY DENOMINATION

DECEMBER 1999

ISSUE YEAR	ISSUE MONTHS	\$25		\$50		\$75		\$100		\$200		\$500		\$1,000		YIELD FROM ISSUE
		REDEMP. VALUE	INTEREST EARNED	REDEMP. VALUE	INTEREST EARNED	REDEMP. VALUE	INTEREST EARNED	REDEMP. VALUE	INTEREST EARNED	REDEMP. VALUE	INTEREST EARNED	REDEMP. VALUE	INTEREST EARNED	REDEMP. VALUE	INTEREST EARNED	
1963	Dec.	182.50	163.75	365.00	327.50			730.00	655.00	1,460.00	1,310.00	3,650.00	3,275.00	7,300.00	6,550.00	6.47%
	Oct. thru Nov.	181.38	162.63	362.76	325.26			725.52	650.52	1,451.04	1,301.04	3,627.60	3,252.60	7,255.20	6,505.20	6.45%
	Sep.	186.82	168.07	373.64	336.14			747.28	672.28	1,494.56	1,344.56	3,736.40	3,361.40	7,472.80	6,722.80	6.44%
	Aug.	185.93	167.18	371.86	334.36			743.72	668.72	1,487.44	1,337.44	3,718.60	3,343.60	7,437.20	6,687.20	6.43%
	June thru July	184.13	165.38	368.26	330.76			736.52	661.52	1,473.04	1,323.04	3,682.60	3,307.60	7,365.20	6,615.20	6.40%
	Apr. thru May	182.74	163.99	365.48	327.98			730.96	655.96	1,461.92	1,311.92	3,654.80	3,279.80	7,309.60	6,559.60	6.38%
	Mar.	188.24	169.49	376.48	338.98			752.96	677.96	1,505.92	1,355.92	3,764.80	3,389.80	7,529.60	6,779.60	6.38%
	Feb.	187.37	168.62	374.74	337.24			749.48	674.48	1,498.96	1,348.96	3,747.40	3,372.40	7,494.80	6,744.80	6.36%
	Jan.	185.57	166.82	371.14	333.64			742.28	667.28	1,484.56	1,334.56	3,711.40	3,336.40	7,422.80	6,672.80	6.34%
1962	Dec.	185.57	166.82	371.14	333.64			742.28	667.28	1,484.56	1,334.56	3,711.40	3,336.40	7,422.80	6,672.80	6.34%
	Oct. thru Nov.	184.80	166.05	369.60	332.10			739.20	664.20	1,478.40	1,328.40	3,696.00	3,321.00	7,392.00	6,642.00	6.32%
	Sep.	190.34	171.59	380.68	343.18			761.36	686.36	1,522.72	1,372.72	3,806.80	3,431.80	7,613.60	6,863.60	6.32%
	Aug.	189.00	170.25	378.00	340.50			756.00	681.00	1,512.00	1,362.00	3,780.00	3,405.00	7,560.00	6,810.00	6.30%
	June thru July	187.20	168.45	374.40	336.90			748.80	673.80	1,497.60	1,347.60	3,744.00	3,369.00	7,488.00	6,738.00	6.27%
	Apr. thru May	186.72	167.97	373.44	335.94			746.88	671.88	1,493.76	1,343.76	3,734.40	3,359.40	7,468.80	6,718.80	6.27%
	Mar.	192.34	173.59	384.68	347.18			769.36	694.36	1,538.72	1,388.72	3,846.80	3,471.80	7,693.60	6,943.60	6.26%
	Feb.	190.95	172.20	381.90	344.40			763.80	688.80	1,527.60	1,377.60	3,819.00	3,444.00	7,638.00	6,888.00	6.24%
	Jan.	189.12	170.37	378.24	340.74			756.48	681.48	1,512.96	1,362.96	3,782.40	3,407.40	7,564.80	6,814.80	6.22%
1961	Dec.	189.12	170.37	378.24	340.74			756.48	681.48	1,512.96	1,362.96	3,782.40	3,407.40	7,564.80	6,814.80	6.22%
	Oct. thru Nov.	188.57	169.82	377.14	339.64			754.28	679.28	1,508.56	1,358.56	3,771.40	3,396.40	7,542.80	6,792.80	6.21%
	Sep.	192.36	173.61	384.72	347.22			769.44	694.44	1,538.88	1,388.88	3,847.20	3,472.20	7,694.40	6,944.40	6.18%
	Aug.	190.23	171.48	380.46	342.96			760.92	685.92	1,521.84	1,371.84	3,804.60	3,429.60	7,609.20	6,859.20	6.15%
	June thru July	188.42	169.67	376.84	339.34			753.68	678.68	1,507.36	1,357.36	3,768.40	3,393.40	7,536.80	6,786.80	6.12%
	Apr. thru May	187.87	169.12	375.74	338.24			751.48	676.48	1,502.96	1,352.96	3,757.40	3,382.40	7,514.80	6,764.80	6.12%
	Mar.	191.64	172.89	383.28	345.78			766.56	691.56	1,533.12	1,383.12	3,832.80	3,457.80	7,665.60	6,915.60	6.09%
	Feb.	189.46	170.71	378.92	341.42			757.84	682.84	1,515.68	1,365.68	3,789.20	3,414.20	7,578.40	6,828.40	6.06%
	Jan.	187.66	168.91	375.32	337.82			750.64	675.64	1,501.28	1,351.28	3,753.20	3,378.20	7,506.40	6,756.40	6.03%
1960	Dec.	187.66	168.91	375.32	337.82			750.64	675.64	1,501.28	1,351.28	3,753.20	3,378.20	7,506.40	6,756.40	6.03%
	Oct. thru Nov.	187.28	168.53	374.56	337.06			749.12	674.12	1,498.24	1,348.24	3,745.60	3,370.60	7,491.20	6,741.20	6.03%
	Sep.	191.02	172.27	382.04	344.54			764.08	689.08	1,528.16	1,378.16	3,820.40	3,445.40	7,640.80	6,890.80	6.00%
	Aug.	188.83	170.08	377.66	340.16			755.32	680.32	1,510.64	1,360.64	3,776.60	3,401.60	7,553.20	6,803.20	5.97%
	June thru July	187.05	168.30	374.10	336.60			748.20	673.20	1,496.40	1,346.40	3,741.00	3,366.00	7,482.00	6,732.00	5.95%
	Apr. thru May	186.73	167.98	373.46	335.96			746.92	671.92	1,493.84	1,343.84	3,734.60	3,359.60	7,469.20	6,719.20	5.94%
	Mar.	190.46	171.71	380.92	343.42			761.84	686.84	1,523.68	1,373.68	3,809.20	3,434.20	7,618.40	6,868.40	5.92%
	Feb.	188.30	169.55	376.60	339.10			753.20	678.20	1,506.40	1,356.40	3,766.00	3,391.00	7,532.00	6,782.00	5.89%
	Jan.	186.50	167.75	373.00	335.50			746.00	671.00	1,492.00	1,342.00	3,730.00	3,355.00	7,460.00	6,710.00	5.86%

DECEMBER 1999
INSIST ON PROPER IDENTIFICATION.

SERIES E - REDEMPTION VALUES AND INTEREST EARNED AMOUNTS BY DENOMINATION

DECEMBER 1999

ISSUE YEAR	ISSUE MONTHS	\$25		\$50		\$75		\$100		\$200		\$500		\$1,000		YIELD FROM ISSUE
		REDEMP. VALUE	INTEREST EARNED	REDEMP. VALUE	INTEREST EARNED	REDEMP. VALUE	INTEREST EARNED	REDEMP. VALUE	INTEREST EARNED	REDEMP. VALUE	INTEREST EARNED	REDEMP. VALUE	INTEREST EARNED	REDEMP. VALUE	INTEREST EARNED	
1959	A Dec.	188.50	169.75	377.00	339.50			754.00	679.00	1,508.00	1,358.00	3,770.00	3,395.00	7,540.00	6,790.00	5.85%
	A Sep. thru Nov.	188.10	169.35	376.20	338.70			752.40	677.40	1,504.80	1,354.80	3,762.00	3,387.00	7,524.00	6,774.00	5.85%
	A Aug.	186.01	167.26	372.02	334.52			744.04	669.04	1,488.08	1,338.08	3,720.20	3,345.20	7,440.40	6,690.40	5.82%
	A June thru July	187.88	169.13	375.76	338.26			751.52	676.52	1,503.04	1,353.04	3,757.60	3,382.60	7,515.20	6,765.20	5.85%
	A Jan. thru May	191.53	172.78	383.06	345.56			766.12	691.12	1,532.24	1,382.24	3,830.60	3,455.60	7,661.20	6,911.20	5.89%
1958	A Dec.	189.34	170.59	378.68	341.18			757.36	682.36	1,514.72	1,364.72	3,786.80	3,411.80	7,573.60	6,823.60	5.87%
	AB Aug. thru Nov.	186.71	167.96	373.42	335.92			746.84	671.84	1,493.68	1,343.68	3,734.20	3,359.20	7,468.40	6,718.40	5.83%
	AB July	186.72	167.97	373.44	335.94			746.88	671.88	1,493.76	1,343.76	3,734.40	3,359.40	7,468.80	6,718.80	5.83%
	AB June	184.53	165.78	369.06	331.56			738.12	663.12	1,476.24	1,326.24	3,690.60	3,315.60	7,381.20	6,631.20	5.80%
	AB Jan. thru May	183.12	164.37	366.24	328.74			732.48	657.48	1,464.96	1,314.96	3,662.40	3,287.40	7,324.80	6,574.80	5.78%
1957 to 1941	Matured Series E Bonds	REDEMPTION VALUES CAN BE FOUND ON THE TABLE AT THE END OF THIS BOOKLET.														

A. BONDS WITH THE FOLLOWING ISSUE DATES HAVE REACHED FINAL MATURITY AND WILL EARN NO ADDITIONAL INTEREST: MAY 1941 THROUGH DECEMBER 1959 AND DECEMBER 1965 THROUGH DECEMBER 1969.
 B. BONDS WITH THE FOLLOWING ISSUE DATES ARE NOT ELIGIBLE FOR EXCHANGE TO SERIES HH BONDS: MAY 1941 THROUGH NOVEMBER 1958 AND DECEMBER 1965 THROUGH NOVEMBER 1968.

DECEMBER 1999
 INSIST ON PROPER IDENTIFICATION.

SERIES E - REDEMPTION VALUES AND INTEREST EARNED AMOUNTS BY DENOMINATION

JANUARY 2000

ISSUE YEAR	ISSUE MONTHS	\$25		\$50		\$75		\$100		\$200		\$500		\$1,000		YIELD FROM ISSUE
		REDEMP. VALUE	INTEREST EARNED	REDEMP. VALUE	INTEREST EARNED	REDEMP. VALUE	INTEREST EARNED	REDEMP. VALUE	INTEREST EARNED	REDEMP. VALUE	INTEREST EARNED	REDEMP. VALUE	INTEREST EARNED	REDEMP. VALUE	INTEREST EARNED	
1980	May thru June	73.73	54.98	147.46	109.96	221.19	164.94	294.92	219.92	589.84	439.84	1,474.60	1,099.60	2,949.20	2,199.20	7.15%
	Feb. thru Apr.	72.98	54.23	145.96	108.46	218.94	162.69	291.92	216.92	583.84	433.84	1,459.60	1,084.60	2,919.20	2,169.20	7.09%
	Jan.	74.44	55.69	148.88	111.38	223.32	167.07	297.76	222.76	595.52	445.52	1,488.80	1,113.80	2,977.60	2,227.60	7.01%
1979	Nov. thru Dec.	74.44	55.69	148.88	111.38	223.32	167.07	297.76	222.76	595.52	445.52	1,488.80	1,113.80	2,977.60	2,227.60	7.01%
	Aug. thru Oct.	73.75	55.00	147.50	110.00	221.25	165.00	295.00	220.00	590.00	440.00	1,475.00	1,100.00	2,950.00	2,200.00	6.97%
	June thru July	75.22	56.47	150.44	112.94	225.66	169.41	300.88	225.88	601.76	451.76	1,504.40	1,129.40	3,008.80	2,258.80	6.89%
	May	75.05	56.30	150.10	112.60	225.15	168.90	300.20	225.20	600.40	450.40	1,501.00	1,126.00	3,002.00	2,252.00	6.88%
	Feb. thru Apr.	74.33	55.58	148.66	111.16	222.99	166.74	297.32	222.32	594.64	444.64	1,486.60	1,111.60	2,973.20	2,223.20	6.83%
	Jan.	75.82	57.07	151.64	114.14	227.46	171.21	303.28	228.28	606.56	456.56	1,516.40	1,141.40	3,032.80	2,282.80	6.77%
	Dec.	75.80	57.05	151.60	114.10	227.40	171.15	303.20	228.20	606.40	456.40	1,516.00	1,141.00	3,032.00	2,282.00	6.76%
1978	Nov.	75.60	56.85	151.20	113.70	226.80	170.55	302.40	227.40	604.80	454.80	1,512.00	1,137.00	3,024.00	2,274.00	6.75%
	Aug. thru Oct.	74.89	56.14	149.78	112.28	224.67	168.42	299.56	224.56	599.12	449.12	1,497.80	1,122.80	2,995.60	2,245.60	6.70%
	July	76.39	57.64	152.78	115.28	229.17	172.92	305.56	230.56	611.12	461.12	1,527.80	1,152.80	3,055.60	2,305.60	6.64%
	June	76.37	57.62	152.74	115.24	229.11	172.86	305.48	230.48	610.96	460.96	1,527.40	1,152.40	3,054.80	2,304.80	6.64%
	May	76.18	57.43	152.36	114.86	228.54	172.29	304.72	229.72	609.44	459.44	1,523.60	1,148.60	3,047.20	2,297.20	6.63%
	Mar. thru Apr.	78.99	60.24	157.98	120.48	236.97	180.72	315.96	240.96	631.92	481.92	1,579.80	1,204.80	3,159.60	2,409.60	6.80%
	Feb.	85.67	66.92	171.34	133.84	257.01	200.76	342.68	267.68	685.36	535.36	1,713.40	1,338.40	3,426.80	2,676.80	7.19%
	Jan.	88.24	69.49	176.48	138.98	264.72	208.47	352.96	277.96	705.92	555.92	1,764.80	1,389.80	3,529.60	2,779.60	7.17%
1977	Dec.	88.24	69.49	176.48	138.98	264.72	208.47	352.96	277.96	705.92	555.92	1,764.80	1,389.80	3,529.60	2,779.60	7.17%
	Nov.	88.00	69.25	176.00	138.50	264.00	207.75	352.00	277.00	704.00	554.00	1,760.00	1,385.00	3,520.00	2,770.00	7.15%
	Aug. thru Oct.	95.96	77.21	191.92	154.42	287.88	231.63	383.84	308.84	767.68	617.68	1,919.20	1,544.20	3,838.40	3,088.40	7.56%
	July	98.84	80.09	197.68	160.18	296.52	240.27	395.36	320.36	790.72	640.72	1,976.80	1,601.80	3,953.60	3,203.60	7.53%
	June	98.85	80.10	197.70	160.20	296.55	240.30	395.40	320.40	790.80	640.80	1,977.00	1,602.00	3,954.00	3,204.00	7.53%
	May	98.65	79.90	197.30	159.80	295.95	239.70	394.60	319.60	789.20	639.20	1,973.00	1,598.00	3,946.00	3,196.00	7.52%
	Feb. thru Apr.	97.68	78.93	195.36	157.86	293.04	236.79	390.72	315.72	781.44	631.44	1,953.60	1,578.60	3,907.20	3,157.20	7.47%
	Jan.	100.62	81.87	201.24	163.74	301.86	245.61	402.48	327.48	804.96	654.96	2,012.40	1,637.40	4,024.80	3,274.80	7.44%
1976	Dec.	100.62	81.87	201.24	163.74	301.86	245.61	402.48	327.48	804.96	654.96	2,012.40	1,637.40	4,024.80	3,274.80	7.44%
	Nov.	100.33	81.58	200.66	163.16	300.99	244.74	401.32	326.32	802.64	652.64	2,006.60	1,631.60	4,013.20	3,263.20	7.43%
	Aug. thru Oct.	99.36	80.61	198.72	161.22	298.08	241.83	397.44	322.44	794.88	644.88	1,987.20	1,612.20	3,974.40	3,224.40	7.38%
	July	102.34	83.59	204.68	167.18	307.02	250.77	409.36	334.36	818.72	668.72	2,046.80	1,671.80	4,093.60	3,343.60	7.35%
	June	102.36	83.61	204.72	167.22	307.08	250.83	409.44	334.44	818.88	668.88	2,047.20	1,672.20	4,094.40	3,344.40	7.35%
	May	102.13	83.38	204.26	166.76	306.39	250.14	408.52	333.52	817.04	667.04	2,042.60	1,667.60	4,085.20	3,335.20	7.34%
	Feb. thru Apr.	101.17	82.42	202.34	164.84	303.51	247.26	404.68	329.68	809.36	659.36	2,023.40	1,648.40	4,046.80	3,296.80	7.30%
	Jan.	104.21	85.46	208.42	170.92	312.63	256.38	416.84	341.84	833.68	683.68	2,084.20	1,709.20	4,168.40	3,418.40	7.28%

JANUARY 2000

INSIST ON PROPER IDENTIFICATION.

Series E

SERIES E - REDEMPTION VALUES AND INTEREST EARNED AMOUNTS BY DENOMINATION

JANUARY 2000

ISSUE YEAR	ISSUE MONTHS	\$25		\$50		\$75		\$100		\$200		\$500		\$1,000		YIELD FROM ISSUE
		REDEMP. VALUE	INTEREST EARNED	REDEMP. VALUE	INTEREST EARNED	REDEMP. VALUE	INTEREST EARNED	REDEMP. VALUE	INTEREST EARNED	REDEMP. VALUE	INTEREST EARNED	REDEMP. VALUE	INTEREST EARNED	REDEMP. VALUE	INTEREST EARNED	
1975	Dec.	104.20	85.45	208.40	170.90	312.60	256.35	416.80	341.80	833.60	683.60	2,084.00	1,709.00	4,168.00	3,418.00	7.28%
	Nov.	103.96	85.21	207.92	170.42	311.88	255.63	415.84	340.84	831.68	681.68	2,079.20	1,704.20	4,158.40	3,408.40	7.27%
	Aug. thru Oct.	102.96	84.21	205.92	168.42	308.88	252.63	411.84	336.84	823.68	673.68	2,059.20	1,684.20	4,118.40	3,368.40	7.22%
	July	106.04	87.29	212.08	174.58	318.12	261.87	424.16	349.16	848.32	698.32	2,120.80	1,745.80	4,241.60	3,491.60	7.20%
	June	106.05	87.30	212.10	174.60	318.15	261.90	424.20	349.20	848.40	698.40	2,121.00	1,746.00	4,242.00	3,492.00	7.20%
	May	105.80	87.05	211.60	174.10	317.40	261.15	423.20	348.20	846.40	696.40	2,116.00	1,741.00	4,232.00	3,482.00	7.19%
	Feb. thru Apr.	104.79	86.04	209.58	172.08	314.37	258.12	419.16	344.16	838.32	688.32	2,095.80	1,720.80	4,191.60	3,441.60	7.15%
	Jan.	107.93	89.18	215.86	178.36	323.79	267.54	431.72	356.72	863.44	713.44	2,158.60	1,783.60	4,317.20	3,567.20	7.13%
1974	Dec.	107.95	89.20	215.90	178.40	323.85	267.60	431.80	356.80	863.60	713.60	2,159.00	1,784.00	4,318.00	3,568.00	7.13%
	Nov.	107.68	88.93	215.36	177.86	323.04	266.79	430.72	355.72	861.44	711.44	2,153.60	1,778.60	4,307.20	3,557.20	7.12%
	Aug. thru Oct.	106.66	87.91	213.32	175.82	319.98	263.73	426.64	351.64	853.28	703.28	2,133.20	1,758.20	4,266.40	3,516.40	7.08%
	June thru July	108.79	90.04	217.58	180.08	326.37	270.12	435.16	360.16	870.32	720.32	2,175.80	1,800.80	4,351.60	3,601.60	7.02%
	May	108.54	89.79	217.08	179.58	325.62	269.37	434.16	359.16	868.32	718.32	2,170.80	1,795.80	4,341.60	3,591.60	7.01%
	Feb. thru Apr.	107.51	88.76	215.02	177.52	322.53	266.28	430.04	355.04	860.08	710.08	2,150.20	1,775.20	4,300.40	3,550.40	6.97%
	Jan.	109.66	90.91	219.32	181.82	328.98	272.73	438.64	363.64	877.28	727.28	2,193.20	1,818.20	4,386.40	3,636.40	6.91%
1973	Dec.	109.66	90.91	219.32	181.82	328.98	272.73	438.64	363.64	877.28	727.28	2,193.20	1,818.20	4,386.40	3,636.40	6.91%
	Oct. thru Nov.	111.72	92.97	223.44	185.94	335.16	278.91	446.88	371.88	893.76	743.76	2,234.40	1,859.40	4,468.80	3,718.80	7.03%
	Sep.	113.95	95.20	227.90	190.40	341.85	285.60	455.80	380.80	911.60	761.60	2,279.00	1,904.00	4,558.00	3,808.00	6.97%
	Aug.	113.93	95.18	227.86	190.36	341.79	285.54	455.72	380.72	911.44	761.44	2,278.60	1,903.60	4,557.20	3,807.20	6.97%
	July	113.69	94.94	227.38	189.88	341.07	284.82	454.76	379.76	909.52	759.52	2,273.80	1,898.80	4,547.60	3,797.60	6.96%
	June	112.60	93.85	225.20	187.70	337.80	281.55	450.40	375.40	900.80	750.80	2,252.00	1,877.00	4,504.00	3,754.00	6.92%
	Apr. thru May	112.33	93.58	224.66	187.16	336.99	280.74	449.32	374.32	898.64	748.64	2,246.60	1,871.60	4,493.20	3,743.20	6.92%
	Feb. thru Mar.	114.58	95.83	229.16	191.66	343.74	287.49	458.32	383.32	916.64	766.64	2,291.60	1,916.60	4,583.20	3,833.20	6.86%
	Jan.	114.29	95.54	228.58	191.08	342.87	286.62	457.16	382.16	914.32	764.32	2,285.80	1,910.80	4,571.60	3,821.60	6.85%
1972	Dec.	113.21	94.46	226.42	188.92	339.63	283.38	452.84	377.84	905.68	755.68	2,264.20	1,889.20	4,528.40	3,778.40	6.81%
	Oct. thru Nov.	112.96	94.21	225.92	188.42	338.88	282.63	451.84	376.84	903.68	753.68	2,259.20	1,884.20	4,518.40	3,768.40	6.81%
	Aug. thru Sep.	115.22	96.47	230.44	192.94	345.66	289.41	460.88	385.88	921.76	771.76	2,304.40	1,929.40	4,608.80	3,858.80	6.75%
	July	114.96	96.21	229.92	192.42	344.88	288.63	459.84	384.84	919.68	769.68	2,299.20	1,924.20	4,598.40	3,848.40	6.75%
	June	113.86	95.11	227.72	190.22	341.58	285.33	455.44	380.44	910.88	760.88	2,277.20	1,902.20	4,554.40	3,804.40	6.71%
	Apr. thru May	113.54	94.79	227.08	189.58	340.62	284.37	454.16	379.16	908.32	758.32	2,270.80	1,895.80	4,541.60	3,791.60	6.70%
	Mar.	115.81	97.06	231.62	194.12	347.43	291.18	463.24	388.24	926.48	776.48	2,316.20	1,941.20	4,632.40	3,882.40	6.65%
	Feb.	115.80	97.05	231.60	194.10	347.40	291.15	463.20	388.20	926.40	776.40	2,316.00	1,941.00	4,632.00	3,882.00	6.65%
Jan.	115.53	96.78	231.06	193.56	346.59	290.34	462.12	387.12	924.24	774.24	2,310.60	1,935.60	4,621.20	3,871.20	6.64%	

JANUARY 2000
INSIST ON PROPER IDENTIFICATION.

SERIES E - REDEMPTION VALUES AND INTEREST EARNED AMOUNTS BY DENOMINATION

JANUARY 2000

ISSUE YEAR	ISSUE MONTHS	\$25		\$50		\$75		\$100		\$200		\$500		\$1,000		YIELD FROM ISSUE	
		REDEMP. VALUE	INTEREST EARNED	REDEMP. VALUE	INTEREST EARNED	REDEMP. VALUE	INTEREST EARNED	REDEMP. VALUE	INTEREST EARNED	REDEMP. VALUE	INTEREST EARNED	REDEMP. VALUE	INTEREST EARNED	REDEMP. VALUE	INTEREST EARNED		
1971	Dec.	114.42	95.67	228.84	191.34	343.26	287.01	457.68	382.68	915.36	765.36	2,288.40	1,913.40	4,576.80	3,826.80	6.60%	
	Oct. thru Nov.	114.13	95.38	228.26	190.76	342.39	286.14	456.52	381.52	913.04	763.04	2,282.60	1,907.60	4,565.20	3,815.20	6.60%	
	Aug. thru Sep.	116.41	97.66	232.82	195.32	349.23	292.98	465.64	390.64	931.28	781.28	2,328.20	1,953.20	4,656.40	3,906.40	6.55%	
	July	116.20	97.45	232.40	194.90	348.60	292.35	464.80	389.80	929.60	779.60	2,324.00	1,949.00	4,648.00	3,898.00	6.54%	
	June	116.93	98.18	233.86	196.36	350.79	294.54	467.72	392.72	935.44	785.44	2,338.60	1,963.60	4,677.20	3,927.20	6.57%	
	Apr. thru May	116.61	97.86	233.22	195.72	349.83	293.58	466.44	391.44	932.88	782.88	2,332.20	1,957.20	4,664.40	3,914.40	6.56%	
	Feb. thru Mar.	118.96	100.21	237.92	200.42	356.88	300.63	475.84	400.84	951.68	801.68	2,379.20	2,004.20	4,758.40	4,008.40	6.51%	
	Jan.	118.68	99.93	237.36	199.86	356.04	299.79	474.72	399.72	949.44	799.44	2,373.60	1,998.60	4,747.20	3,997.20	6.50%	
1970	Dec.	133.69	114.94	267.38	229.88	401.07	344.82	534.76	459.76	1,069.52	919.52	2,673.80	2,298.80	5,347.60	4,597.60	6.93%	
	Oct. thru Nov.	133.38	114.63	266.76	229.26	400.14	343.89	533.52	458.52	1,067.04	917.04	2,667.60	2,292.60	5,335.20	4,585.20	6.92%	
	Aug. thru Sep.	136.05	117.30	272.10	234.60	408.15	351.90	544.20	469.20	1,088.40	938.40	2,721.00	2,346.00	5,442.00	4,692.00	6.87%	
	July	135.73	116.98	271.46	233.96	407.19	350.94	542.92	467.92	1,085.84	935.84	2,714.60	2,339.60	5,429.20	4,679.20	6.86%	
	June	134.41	115.66	268.82	231.32	403.23	346.98	537.64	462.64	1,075.28	925.28	2,688.20	2,313.20	5,376.40	4,626.40	6.83%	
	Apr. thru May	133.78	115.03	267.56	230.06	401.34	345.09	535.12	460.12	1,070.24	920.24	2,675.60	2,300.60	5,351.20	4,601.20	6.81%	
	Mar.	136.45	117.70	272.90	235.40	409.35	353.10	545.80	470.80	1,091.60	941.60	2,729.00	2,354.00	5,458.00	4,708.00	6.76%	
	Feb.	136.44	117.69	272.88	235.38	409.32	353.07	545.76	470.76	1,091.52	941.52	2,728.80	2,353.80	5,457.60	4,707.60	6.76%	
A	Jan.	137.00	118.25	274.00	236.50	411.00	354.75	548.00	473.00	1,096.00	946.00	2,740.00	2,365.00	5,480.00	4,730.00	6.74%	
1969	A	Dec.	135.72	116.97	271.44	233.94	407.16	350.91	542.88	467.88	1,085.76	935.76	2,714.40	2,339.40	5,428.80	4,678.80	6.71%
	A	Sep. thru Nov.	135.02	116.27	270.04	232.54	405.06	348.81	540.08	465.08	1,080.16	930.16	2,700.40	2,325.40	5,400.80	4,650.80	6.69%
	A	Aug.	135.01	116.26	270.02	232.52	405.03	348.78	540.04	465.04	1,080.08	930.08	2,700.20	2,325.20	5,400.40	4,650.40	6.69%
	A	July	134.71	115.96	269.42	231.92	404.13	347.88	538.84	463.84	1,077.68	927.68	2,694.20	2,319.20	5,388.40	4,638.40	6.68%
	A	June	133.42	114.67	266.84	229.34	400.26	344.01	533.68	458.68	1,067.36	917.36	2,668.40	2,293.40	5,336.80	4,586.80	6.65%
	A	May	138.60	119.85	277.20	239.70	415.80	359.55	554.40	479.40	1,108.80	958.80	2,772.00	2,397.00	5,544.00	4,794.00	6.78%
	A	Jan. thru Apr.	137.27	118.52	274.54	237.04	411.81	355.56	549.08	474.08	1,098.16	948.16	2,745.40	2,370.40	5,490.80	4,740.80	6.75%
	1968	AB	Dec.	137.28	118.53	274.56	237.06	411.84	355.59	549.12	474.12	1,098.24	948.24	2,745.60	2,370.60	5,491.20	4,741.20
AB		Nov.	135.44	116.69	270.88	233.38	406.32	350.07	541.76	466.76	1,083.52	933.52	2,708.80	2,333.80	5,417.60	4,667.60	6.70%
AB		July thru Oct.	134.14	115.39	268.28	230.78	402.42	346.17	536.56	461.56	1,073.12	923.12	2,682.80	2,307.80	5,365.60	4,615.60	6.67%
AB		June	134.16	115.41	268.32	230.82	402.48	346.23	536.64	461.64	1,073.28	923.28	2,683.20	2,308.20	5,366.40	4,616.40	6.67%
AB		May	132.57	113.82	265.14	227.64	397.71	341.46	530.28	455.28	1,060.56	910.56	2,651.40	2,276.40	5,302.80	4,552.80	6.63%
AB		Jan. thru Apr.	131.28	112.53	262.56	225.06	393.84	337.59	525.12	450.12	1,050.24	900.24	2,625.60	2,250.60	5,251.20	4,501.20	6.59%
1967	AB	Dec.	131.28	112.53	262.56	225.06	393.84	337.59	525.12	450.12	1,050.24	900.24	2,625.60	2,250.60	5,251.20	4,501.20	6.59%
	AB	Nov.	129.70	110.95	259.40	221.90	389.10	332.85	518.80	443.80	1,037.60	887.60	2,594.00	2,219.00	5,188.00	4,438.00	6.55%
	AB	July thru Oct.	128.45	109.70	256.90	219.40	385.35	329.10	513.80	438.80	1,027.60	877.60	2,569.00	2,194.00	5,138.00	4,388.00	6.52%
	AB	June	128.46	109.71	256.92	219.42	385.38	329.13	513.84	438.84	1,027.68	877.68	2,569.20	2,194.20	5,138.40	4,388.40	6.52%
	AB	May	127.06	108.31	254.12	216.62	381.18	324.93	508.24	433.24	1,016.48	866.48	2,541.20	2,166.20	5,082.40	4,332.40	6.48%
	AB	Jan. thru Apr.	125.86	107.11	251.72	214.22	377.58	321.33	503.44	428.44	1,006.88	856.88	2,517.20	2,142.20	5,034.40	4,284.40	6.45%

JANUARY 2000
INSIST ON PROPER IDENTIFICATION.

SERIES E - REDEMPTION VALUES AND INTEREST EARNED AMOUNTS BY DENOMINATION

JANUARY 2000

ISSUE YEAR	ISSUE MONTHS	\$25		\$50		\$75		\$100		\$200		\$500		\$1,000		YIELD FROM ISSUE
		REDEMP. VALUE	INTEREST EARNED	REDEMP. VALUE	INTEREST EARNED	REDEMP. VALUE	INTEREST EARNED	REDEMP. VALUE	INTEREST EARNED	REDEMP. VALUE	INTEREST EARNED	REDEMP. VALUE	INTEREST EARNED	REDEMP. VALUE	INTEREST EARNED	
1966	AB Dec.	125.85	107.10	251.70	214.20	377.55	321.30	503.40	428.40	1,006.80	856.80	2,517.00	2,142.00	5,034.00	4,284.00	6.45%
	AB Nov.	124.46	105.71	248.92	211.42	373.38	317.13	497.84	422.84	995.68	845.68	2,489.20	2,114.20	4,978.40	4,228.40	6.41%
	AB July thru Oct.	123.27	104.52	246.54	209.04	369.81	313.56	493.08	418.08	986.16	836.16	2,465.40	2,090.40	4,930.80	4,180.80	6.38%
	AB June	123.28	104.53	246.56	209.06	369.84	313.59	493.12	418.12	986.24	836.24	2,465.60	2,090.60	4,931.20	4,181.20	6.38%
	AB May	122.02	103.27	244.04	206.54	366.06	309.81	488.08	413.08	976.16	826.16	2,440.40	2,065.40	4,880.80	4,130.80	6.34%
	AB Mar. thru Apr.	121.94	103.19	243.88	206.38	365.82	309.57	487.76	412.76	975.52	825.52	2,438.80	2,063.80	4,877.60	4,127.60	6.34%
	AB Jan. thru Feb.	128.13	109.38	256.26	218.76	384.39	328.14	512.52	437.52	1,025.04	875.04	2,562.60	2,187.60	5,125.20	4,375.20	6.51%
1965	AB Dec.	128.12	109.37	256.24	218.74	384.36	328.11	512.48	437.48	1,024.96	874.96	2,562.40	2,187.40	5,124.80	4,374.80	6.51%
	AB Nov.	144.83	126.08	289.66	252.16	434.49	378.24	579.32	504.32	1,158.64	1,008.64	2,896.60	2,521.60	5,793.20	5,043.20	6.15%
	AB Sep. thru Oct.	147.75	129.00	295.50	258.00	443.25	387.00	591.00	516.00	1,182.00	1,032.00	2,955.00	2,580.00	5,910.00	5,160.00	6.12%
	AB Aug.	146.99	128.24	293.98	256.48	440.97	384.72	587.96	512.96	1,175.92	1,025.92	2,939.80	2,564.80	5,879.60	5,129.60	6.10%
	AB June thru July	148.77	130.02	297.54	260.04	446.31	390.06	595.08	520.08	1,190.16	1,040.16	2,975.40	2,600.40	5,950.80	5,200.80	6.14%
	AB May	160.48	141.73	320.96	283.46	481.44	425.19	641.92	566.92	1,283.84	1,133.84	3,209.60	2,834.60	6,419.20	5,669.20	6.37%
	AB Apr.	165.30	146.55	330.60	293.10	495.90	439.65	661.20	586.20	1,322.40	1,172.40	3,306.00	2,931.00	6,612.00	5,862.00	6.36%
	AB Mar.	165.31	146.56	330.62	293.12	495.93	439.68	661.24	586.24	1,322.48	1,172.48	3,306.20	2,931.20	6,612.40	5,862.40	6.36%
	AB Feb.	164.51	145.76	329.02	291.52	493.53	437.28	658.04	583.04	1,316.08	1,166.08	3,290.20	2,915.20	6,580.40	5,830.40	6.35%
AB Jan.	179.35	160.60	358.70	321.20	538.05	481.80	717.40	642.40	1,434.80	1,284.80	3,587.00	3,212.00	7,174.00	6,424.00	6.60%	
1964	AB Dec.	179.35	160.60	358.70	321.20	538.05	481.80	717.40	642.40	1,434.80	1,284.80	3,587.00	3,212.00	7,174.00	6,424.00	6.60%
	AB Nov.	178.20	159.45	356.40	318.90	534.60	478.35	712.80	637.80	1,425.60	1,275.60	3,564.00	3,189.00	7,128.00	6,378.00	6.59%
	AB Sep. thru Oct.	183.54	164.79	367.08	329.58	550.62	494.37	734.16	659.16	1,468.32	1,318.32	3,670.80	3,295.80	7,341.60	6,591.60	6.58%
	AB Aug.	182.69	163.94	365.38	327.88	548.07	491.82	730.76	655.76	1,461.52	1,311.52	3,653.80	3,278.80	7,307.60	6,557.60	6.56%
	AB June thru July	180.93	162.18	361.86	324.36	542.79	486.54	723.72	648.72	1,447.44	1,297.44	3,618.60	3,243.60	7,237.20	6,487.20	6.54%
	AB May	179.73	160.98	359.46	321.96	539.19	482.94	718.92	643.92	1,437.84	1,287.84	3,594.60	3,219.60	7,189.20	6,439.20	6.52%
	AB Apr.	185.12	166.37	370.24	332.74			740.48	665.48	1,480.96	1,330.96	3,702.40	3,327.40	7,404.80	6,654.80	6.51%
	AB Mar.	185.13	166.38	370.26	332.76			740.52	665.52	1,481.04	1,331.04	3,702.60	3,327.60	7,405.20	6,655.20	6.51%
	AB Feb.	184.25	165.50	368.50	331.00			737.00	662.00	1,474.00	1,324.00	3,685.00	3,310.00	7,370.00	6,620.00	6.50%
AB Jan.	182.50	163.75	365.00	327.50			730.00	655.00	1,460.00	1,310.00	3,650.00	3,275.00	7,300.00	6,550.00	6.47%	
1963	AB Dec.	182.50	163.75	365.00	327.50			730.00	655.00	1,460.00	1,310.00	3,650.00	3,275.00	7,300.00	6,550.00	6.47%
	AB Nov.	181.38	162.63	362.76	325.26			725.52	650.52	1,451.04	1,301.04	3,627.60	3,252.60	7,255.20	6,505.20	6.45%
	AB Sep. thru Oct.	186.82	168.07	373.64	336.14			747.28	672.28	1,494.56	1,344.56	3,736.40	3,361.40	7,472.80	6,722.80	6.44%
	AB Aug.	185.93	167.18	371.86	334.36			743.72	668.72	1,487.44	1,337.44	3,718.60	3,343.60	7,437.20	6,687.20	6.43%
	AB June thru July	184.13	165.38	368.26	330.76			736.52	661.52	1,473.04	1,323.04	3,682.60	3,307.60	7,365.20	6,615.20	6.40%
	AB May	182.74	163.99	365.48	327.98			730.96	655.96	1,461.92	1,311.92	3,654.80	3,279.80	7,309.60	6,559.60	6.38%
	AB Apr.	188.22	169.47	376.44	338.94			752.88	677.88	1,505.76	1,355.76	3,764.40	3,389.40	7,528.80	6,778.80	6.38%
	AB Mar.	188.24	169.49	376.48	338.98			752.96	677.96	1,505.92	1,355.92	3,764.80	3,389.80	7,529.60	6,779.60	6.38%
	AB Feb.	187.37	168.62	374.74	337.24			749.48	674.48	1,498.96	1,348.96	3,747.40	3,372.40	7,494.80	6,744.80	6.36%
AB Jan.	185.57	166.82	371.14	333.64			742.28	667.28	1,484.56	1,334.56	3,711.40	3,336.40	7,422.80	6,672.80	6.34%	

JANUARY 2000
INSIST ON PROPER IDENTIFICATION.

SERIES E - REDEMPTION VALUES AND INTEREST EARNED AMOUNTS BY DENOMINATION

JANUARY 2000

ISSUE YEAR	ISSUE MONTHS	\$25		\$50		\$75		\$100		\$200		\$500		\$1,000		YIELD FROM ISSUE
		REDEMP. VALUE	INTEREST EARNED	REDEMP. VALUE	INTEREST EARNED	REDEMP. VALUE	INTEREST EARNED	REDEMP. VALUE	INTEREST EARNED	REDEMP. VALUE	INTEREST EARNED	REDEMP. VALUE	INTEREST EARNED	REDEMP. VALUE	INTEREST EARNED	
1962	Dec.	185.57	166.82	371.14	333.64			742.28	667.28	1,484.56	1,334.56	3,711.40	3,336.40	7,422.80	6,672.80	6.34%
	Nov.	184.80	166.05	369.60	332.10			739.20	664.20	1,478.40	1,328.40	3,696.00	3,321.00	7,392.00	6,642.00	6.32%
	Oct.	190.35	171.60	380.70	343.20			761.40	686.40	1,522.80	1,372.80	3,807.00	3,432.00	7,614.00	6,864.00	6.32%
	Sep.	190.34	171.59	380.68	343.18			761.36	686.36	1,522.72	1,372.72	3,806.80	3,431.80	7,613.60	6,863.60	6.32%
	Aug.	189.00	170.25	378.00	340.50			756.00	681.00	1,512.00	1,362.00	3,780.00	3,405.00	7,560.00	6,810.00	6.30%
	June thru July	187.20	168.45	374.40	336.90			748.80	673.80	1,497.60	1,347.60	3,744.00	3,369.00	7,488.00	6,738.00	6.27%
	May	186.72	167.97	373.44	335.94			746.88	671.88	1,493.76	1,343.76	3,734.40	3,359.40	7,468.80	6,718.80	6.27%
	Apr.	192.32	173.57	384.64	347.14			769.28	694.28	1,538.56	1,388.56	3,846.40	3,471.40	7,692.80	6,942.80	6.26%
	Mar.	192.34	173.59	384.68	347.18			769.36	694.36	1,538.72	1,388.72	3,846.80	3,471.80	7,693.60	6,943.60	6.26%
	Feb.	190.95	172.20	381.90	344.40			763.80	688.80	1,527.60	1,377.60	3,819.00	3,444.00	7,638.00	6,888.00	6.24%
	Jan.	189.12	170.37	378.24	340.74			756.48	681.48	1,512.96	1,362.96	3,782.40	3,407.40	7,564.80	6,814.80	6.22%
1961	Dec.	189.12	170.37	378.24	340.74			756.48	681.48	1,512.96	1,362.96	3,782.40	3,407.40	7,564.80	6,814.80	6.22%
	Nov.	188.57	169.82	377.14	339.64			754.28	679.28	1,508.56	1,358.56	3,771.40	3,396.40	7,542.80	6,792.80	6.21%
	Oct.	192.34	173.59	384.68	347.18			769.36	694.36	1,538.72	1,388.72	3,846.80	3,471.80	7,693.60	6,943.60	6.18%
	Sep.	192.36	173.61	384.72	347.22			769.44	694.44	1,538.88	1,388.88	3,847.20	3,472.20	7,694.40	6,944.40	6.18%
	Aug.	190.23	171.48	380.46	342.96			760.92	685.92	1,521.84	1,371.84	3,804.60	3,429.60	7,609.20	6,859.20	6.15%
	June thru July	188.42	169.67	376.84	339.34			753.68	678.68	1,507.36	1,357.36	3,768.40	3,393.40	7,536.80	6,786.80	6.12%
	May	187.87	169.12	375.74	338.24			751.48	676.48	1,502.96	1,352.96	3,757.40	3,382.40	7,514.80	6,764.80	6.12%
	Apr.	191.63	172.88	383.26	345.76			766.52	691.52	1,533.04	1,383.04	3,832.60	3,457.60	7,665.20	6,915.20	6.09%
	Mar.	191.64	172.89	383.28	345.78			766.56	691.56	1,533.12	1,383.12	3,832.80	3,457.80	7,665.60	6,915.60	6.09%
	Feb.	189.46	170.71	378.92	341.42			757.84	682.84	1,515.68	1,365.68	3,789.20	3,414.20	7,578.40	6,828.40	6.06%
	Jan.	187.66	168.91	375.32	337.82			750.64	675.64	1,501.28	1,351.28	3,753.20	3,378.20	7,506.40	6,756.40	6.03%
1960	Dec.	187.66	168.91	375.32	337.82			750.64	675.64	1,501.28	1,351.28	3,753.20	3,378.20	7,506.40	6,756.40	6.03%
	Nov.	187.28	168.53	374.56	337.06			749.12	674.12	1,498.24	1,348.24	3,745.60	3,370.60	7,491.20	6,741.20	6.03%
	Oct.	191.03	172.28	382.06	344.56			764.12	689.12	1,528.24	1,378.24	3,820.60	3,445.60	7,641.20	6,891.20	6.00%
	Sep.	191.02	172.27	382.04	344.54			764.08	689.08	1,528.16	1,378.16	3,820.40	3,445.40	7,640.80	6,890.80	6.00%
	Aug.	188.83	170.08	377.66	340.16			755.32	680.32	1,510.64	1,360.64	3,776.60	3,401.60	7,553.20	6,803.20	5.97%
	June thru July	187.05	168.30	374.10	336.60			748.20	673.20	1,496.40	1,346.40	3,741.00	3,366.00	7,482.00	6,732.00	5.95%
	May	186.73	167.98	373.46	335.96			746.92	671.92	1,493.84	1,343.84	3,734.60	3,359.60	7,469.20	6,719.20	5.94%
	Mar. thru Apr.	190.46	171.71	380.92	343.42			761.84	686.84	1,523.68	1,373.68	3,809.20	3,434.20	7,618.40	6,868.40	5.92%
	Feb.	188.30	169.55	376.60	339.10			753.20	678.20	1,506.40	1,356.40	3,766.00	3,391.00	7,532.00	6,782.00	5.89%
	A Jan.	188.50	169.75	377.00	339.50			754.00	679.00	1,508.00	1,358.00	3,770.00	3,395.00	7,540.00	6,790.00	5.85%
1959	A Dec.	188.50	169.75	377.00	339.50			754.00	679.00	1,508.00	1,358.00	3,770.00	3,395.00	7,540.00	6,790.00	5.85%
	A Sep. thru Nov.	188.10	169.35	376.20	338.70			752.40	677.40	1,504.80	1,354.80	3,762.00	3,387.00	7,524.00	6,774.00	5.85%
	A Aug.	186.01	167.26	372.02	334.52			744.04	669.04	1,488.08	1,338.08	3,720.20	3,345.20	7,440.40	6,690.40	5.82%
	A June thru July	187.88	169.13	375.76	338.26			751.52	676.52	1,503.04	1,353.04	3,757.60	3,382.60	7,515.20	6,765.20	5.85%
	A Jan. thru May	191.53	172.78	383.06	345.56			766.12	691.12	1,532.24	1,382.24	3,830.60	3,455.60	7,661.20	6,911.20	5.89%

JANUARY 2000

INSIST ON PROPER IDENTIFICATION.

SERIES E - REDEMPTION VALUES AND INTEREST EARNED AMOUNTS BY DENOMINATION

JANUARY 2000

ISSUE YEAR	ISSUE MONTHS	\$25		\$50		\$75		\$100		\$200		\$500		\$1,000		YIELD FROM ISSUE
		REDEMP. VALUE	INTEREST EARNED	REDEMP. VALUE	INTEREST EARNED	REDEMP. VALUE	INTEREST EARNED	REDEMP. VALUE	INTEREST EARNED	REDEMP. VALUE	INTEREST EARNED	REDEMP. VALUE	INTEREST EARNED	REDEMP. VALUE	INTEREST EARNED	
1958	AB Dec.	189.34	170.59	378.68	341.18			757.36	682.36	1,514.72	1,364.72	3,786.80	3,411.80	7,573.60	6,823.60	5.87%
	AB Aug. thru Nov.	186.71	167.96	373.42	335.92			746.84	671.84	1,493.68	1,343.68	3,734.20	3,359.20	7,468.40	6,718.40	5.83%
	AB July	186.72	167.97	373.44	335.94			746.88	671.88	1,493.76	1,343.76	3,734.40	3,359.40	7,468.80	6,718.80	5.83%
	AB June	184.53	165.78	369.06	331.56			738.12	663.12	1,476.24	1,326.24	3,690.60	3,315.60	7,381.20	6,631.20	5.80%
	AB Jan. thru May	183.12	164.37	366.24	328.74			732.48	657.48	1,464.96	1,314.96	3,662.40	3,287.40	7,324.80	6,574.80	5.78%
1957 to 1941	Matured Series E Bonds	REDEMPTION VALUES CAN BE FOUND ON THE TABLE AT THE END OF THIS BOOKLET.														

A. BONDS WITH THE FOLLOWING ISSUE DATES HAVE REACHED FINAL MATURITY AND WILL EARN NO ADDITIONAL INTEREST: MAY 1941 THROUGH JANUARY 1960 AND DECEMBER 1965 THROUGH JANUARY 1970.

B. BONDS WITH THE FOLLOWING ISSUE DATES ARE NOT ELIGIBLE FOR EXCHANGE TO SERIES HH BONDS: MAY 1941 THROUGH DECEMBER 1958 AND DECEMBER 1965 THROUGH DECEMBER 1968.

JANUARY 2000
INSIST ON PROPER IDENTIFICATION.

SERIES E - REDEMPTION VALUES AND INTEREST EARNED AMOUNTS BY DENOMINATION

FEBRUARY 2000

ISSUE YEAR	ISSUE MONTHS	\$25		\$50		\$75		\$100		\$200		\$500		\$1,000		YIELD FROM ISSUE
		REDEMP. VALUE	INTEREST EARNED	REDEMP. VALUE	INTEREST EARNED	REDEMP. VALUE	INTEREST EARNED	REDEMP. VALUE	INTEREST EARNED	REDEMP. VALUE	INTEREST EARNED	REDEMP. VALUE	INTEREST EARNED	REDEMP. VALUE	INTEREST EARNED	
1980	May thru June	73.73	54.98	147.46	109.96	221.19	164.94	294.92	219.92	589.84	439.84	1,474.60	1,099.60	2,949.20	2,199.20	7.15%
	Mar. thru Apr.	72.98	54.23	145.96	108.46	218.94	162.69	291.92	216.92	583.84	433.84	1,459.60	1,084.60	2,919.20	2,169.20	7.09%
	Jan. thru Feb.	74.44	55.69	148.88	111.38	223.32	167.07	297.76	222.76	595.52	445.52	1,488.80	1,113.80	2,977.60	2,227.60	7.01%
1979	Nov. thru Dec.	74.44	55.69	148.88	111.38	223.32	167.07	297.76	222.76	595.52	445.52	1,488.80	1,113.80	2,977.60	2,227.60	7.01%
	Sep. thru Oct.	73.75	55.00	147.50	110.00	221.25	165.00	295.00	220.00	590.00	440.00	1,475.00	1,100.00	2,950.00	2,200.00	6.97%
	June thru Aug.	75.22	56.47	150.44	112.94	225.66	169.41	300.88	225.88	601.76	451.76	1,504.40	1,129.40	3,008.80	2,258.80	6.89%
	May	75.05	56.30	150.10	112.60	225.15	168.90	300.20	225.20	600.40	450.40	1,501.00	1,126.00	3,002.00	2,252.00	6.88%
	Mar. thru Apr.	74.33	55.58	148.66	111.16	222.99	166.74	297.32	222.32	594.64	444.64	1,486.60	1,111.60	2,973.20	2,223.20	6.83%
	Jan. thru Feb.	75.82	57.07	151.64	114.14	227.46	171.21	303.28	228.28	606.56	456.56	1,516.40	1,141.40	3,032.80	2,282.80	6.77%
	Dec.	75.80	57.05	151.60	114.10	227.40	171.15	303.20	228.20	606.40	456.40	1,516.00	1,141.00	3,032.00	2,282.00	6.76%
1978	Nov.	75.60	56.85	151.20	113.70	226.80	170.55	302.40	227.40	604.80	454.80	1,512.00	1,137.00	3,024.00	2,274.00	6.75%
	Sep. thru Oct.	74.89	56.14	149.78	112.28	224.67	168.42	299.56	224.56	599.12	449.12	1,497.80	1,122.80	2,995.60	2,245.60	6.70%
	July thru Aug.	76.39	57.64	152.78	115.28	229.17	172.92	305.56	230.56	611.12	461.12	1,527.80	1,152.80	3,055.60	2,305.60	6.64%
	June	76.37	57.62	152.74	115.24	229.11	172.86	305.48	230.48	610.96	460.96	1,527.40	1,152.40	3,054.80	2,304.80	6.64%
	May	76.18	57.43	152.36	114.86	228.54	172.29	304.72	229.72	609.44	459.44	1,523.60	1,148.60	3,047.20	2,297.20	6.63%
	Mar. thru Apr.	78.99	60.24	157.98	120.48	236.97	180.72	315.96	240.96	631.92	481.92	1,579.80	1,204.80	3,159.60	2,409.60	6.80%
	Jan. thru Feb.	88.24	69.49	176.48	138.98	264.72	208.47	352.96	277.96	705.92	555.92	1,764.80	1,389.80	3,529.60	2,779.60	7.17%
	Dec.	88.24	69.49	176.48	138.98	264.72	208.47	352.96	277.96	705.92	555.92	1,764.80	1,389.80	3,529.60	2,779.60	7.17%
1977	Nov.	88.00	69.25	176.00	138.50	264.00	207.75	352.00	277.00	704.00	554.00	1,760.00	1,385.00	3,520.00	2,770.00	7.15%
	Sep. thru Oct.	95.96	77.21	191.92	154.42	287.88	231.63	383.84	308.84	767.68	617.68	1,919.20	1,544.20	3,838.40	3,088.40	7.56%
	July thru Aug.	98.84	80.09	197.68	160.18	296.52	240.27	395.36	320.36	790.72	640.72	1,976.80	1,601.80	3,953.60	3,203.60	7.53%
	June	98.85	80.10	197.70	160.20	296.55	240.30	395.40	320.40	790.80	640.80	1,977.00	1,602.00	3,954.00	3,204.00	7.53%
	May	98.65	79.90	197.30	159.80	295.95	239.70	394.60	319.60	789.20	639.20	1,973.00	1,598.00	3,946.00	3,196.00	7.52%
	Mar. thru Apr.	97.68	78.93	195.36	157.86	293.04	236.79	390.72	315.72	781.44	631.44	1,953.60	1,578.60	3,907.20	3,157.20	7.47%
	Jan. thru Feb.	100.62	81.87	201.24	163.74	301.86	245.61	402.48	327.48	804.96	654.96	2,012.40	1,637.40	4,024.80	3,274.80	7.44%
	Dec.	100.62	81.87	201.24	163.74	301.86	245.61	402.48	327.48	804.96	654.96	2,012.40	1,637.40	4,024.80	3,274.80	7.44%
1976	Nov.	100.33	81.58	200.66	163.16	300.99	244.74	401.32	326.32	802.64	652.64	2,006.60	1,631.60	4,013.20	3,263.20	7.43%
	Sep. thru Oct.	99.36	80.61	198.72	161.22	298.08	241.83	397.44	322.44	794.88	644.88	1,987.20	1,612.20	3,974.40	3,224.40	7.38%
	July thru Aug.	102.34	83.59	204.68	167.18	307.02	250.77	409.36	334.36	818.72	668.72	2,046.80	1,671.80	4,093.60	3,343.60	7.35%
	June	102.36	83.61	204.72	167.22	307.08	250.83	409.44	334.44	818.88	668.88	2,047.20	1,672.20	4,094.40	3,344.40	7.35%
	May	102.13	83.38	204.26	166.76	306.39	250.14	408.52	333.52	817.04	667.04	2,042.60	1,667.60	4,085.20	3,335.20	7.34%
	Mar. thru Apr.	101.17	82.42	202.34	164.84	303.51	247.26	404.68	329.68	809.36	659.36	2,023.40	1,648.40	4,046.80	3,296.80	7.30%
	Jan. thru Feb.	104.21	85.46	208.42	170.92	312.63	256.38	416.84	341.84	833.68	683.68	2,084.20	1,709.20	4,168.40	3,418.40	7.28%

FEBRUARY 2000
INSIST ON PROPER IDENTIFICATION.

SERIES E - REDEMPTION VALUES AND INTEREST EARNED AMOUNTS BY DENOMINATION

FEBRUARY 2000

ISSUE YEAR	ISSUE MONTHS	\$25		\$50		\$75		\$100		\$200		\$500		\$1,000		YIELD FROM ISSUE
		REDEMP. VALUE	INTEREST EARNED	REDEMP. VALUE	INTEREST EARNED	REDEMP. VALUE	INTEREST EARNED	REDEMP. VALUE	INTEREST EARNED	REDEMP. VALUE	INTEREST EARNED	REDEMP. VALUE	INTEREST EARNED	REDEMP. VALUE	INTEREST EARNED	
1975	Dec.	104.20	85.45	208.40	170.90	312.60	256.35	416.80	341.80	833.60	683.60	2,084.00	1,709.00	4,168.00	3,418.00	7.28%
	Nov.	103.96	85.21	207.92	170.42	311.88	255.63	415.84	340.84	831.68	681.68	2,079.20	1,704.20	4,158.40	3,408.40	7.27%
	Sep. thru Oct.	102.96	84.21	205.92	168.42	308.88	252.63	411.84	336.84	823.68	673.68	2,059.20	1,684.20	4,118.40	3,368.40	7.22%
	July thru Aug.	106.04	87.29	212.08	174.58	318.12	261.87	424.16	349.16	848.32	698.32	2,120.80	1,745.80	4,241.60	3,491.60	7.20%
	June	106.05	87.30	212.10	174.60	318.15	261.90	424.20	349.20	848.40	698.40	2,121.00	1,746.00	4,242.00	3,492.00	7.20%
	May	105.80	87.05	211.60	174.10	317.40	261.15	423.20	348.20	846.40	696.40	2,116.00	1,741.00	4,232.00	3,482.00	7.19%
	Mar. thru Apr.	104.79	86.04	209.58	172.08	314.37	258.12	419.16	344.16	838.32	688.32	2,095.80	1,720.80	4,191.60	3,441.60	7.15%
	Jan. thru Feb.	107.93	89.18	215.86	178.36	323.79	267.54	431.72	356.72	863.44	713.44	2,158.60	1,783.60	4,317.20	3,567.20	7.13%
1974	Dec.	107.95	89.20	215.90	178.40	323.85	267.60	431.80	356.80	863.60	713.60	2,159.00	1,784.00	4,318.00	3,568.00	7.13%
	Nov.	107.68	88.93	215.36	177.86	323.04	266.79	430.72	355.72	861.44	711.44	2,153.60	1,778.60	4,307.20	3,557.20	7.12%
	Sep. thru Oct.	106.66	87.91	213.32	175.82	319.98	263.73	426.64	351.64	853.28	703.28	2,133.20	1,758.20	4,266.40	3,516.40	7.08%
	June thru Aug.	108.79	90.04	217.58	180.08	326.37	270.12	435.16	360.16	870.32	720.32	2,175.80	1,800.80	4,351.60	3,601.60	7.02%
	May	108.54	89.79	217.08	179.58	325.62	269.37	434.16	359.16	868.32	718.32	2,170.80	1,795.80	4,341.60	3,591.60	7.01%
	Mar. thru Apr.	107.51	88.76	215.02	177.52	322.53	266.28	430.04	355.04	860.08	710.08	2,150.20	1,775.20	4,300.40	3,550.40	6.97%
	Jan. thru Feb.	109.66	90.91	219.32	181.82	328.98	272.73	438.64	363.64	877.28	727.28	2,193.20	1,818.20	4,386.40	3,636.40	6.91%
1973	Dec.	109.66	90.91	219.32	181.82	328.98	272.73	438.64	363.64	877.28	727.28	2,193.20	1,818.20	4,386.40	3,636.40	6.91%
	Nov.	111.72	92.97	223.44	185.94	335.16	278.91	446.88	371.88	893.76	743.76	2,234.40	1,859.40	4,468.80	3,718.80	7.03%
	Sep. thru Oct.	113.95	95.20	227.90	190.40	341.85	285.60	455.80	380.80	911.60	761.60	2,279.00	1,904.00	4,558.00	3,808.00	6.97%
	Aug.	113.93	95.18	227.86	190.36	341.79	285.54	455.72	380.72	911.44	761.44	2,278.60	1,903.60	4,557.20	3,807.20	6.97%
	July	113.69	94.94	227.38	189.88	341.07	284.82	454.76	379.76	909.52	759.52	2,273.80	1,898.80	4,547.60	3,797.60	6.96%
	June	112.60	93.85	225.20	187.70	337.80	281.55	450.40	375.40	900.80	750.80	2,252.00	1,877.00	4,504.00	3,754.00	6.92%
	May	112.33	93.58	224.66	187.16	336.99	280.74	449.32	374.32	898.64	748.64	2,246.60	1,871.60	4,493.20	3,743.20	6.92%
	Feb. thru Apr.	114.58	95.83	229.16	191.66	343.74	287.49	458.32	383.32	916.64	766.64	2,291.60	1,916.60	4,583.20	3,833.20	6.86%
	Jan.	114.29	95.54	228.58	191.08	342.87	286.62	457.16	382.16	914.32	764.32	2,285.80	1,910.80	4,571.60	3,821.60	6.85%
1972	Dec.	113.21	94.46	226.42	188.92	339.63	283.38	452.84	377.84	905.68	755.68	2,264.20	1,889.20	4,528.40	3,778.40	6.81%
	Nov.	112.96	94.21	225.92	188.42	338.88	282.63	451.84	376.84	903.68	753.68	2,259.20	1,884.20	4,518.40	3,768.40	6.81%
	Aug. thru Oct.	115.22	96.47	230.44	192.94	345.66	289.41	460.88	385.88	921.76	771.76	2,304.40	1,929.40	4,608.80	3,858.80	6.75%
	July	114.96	96.21	229.92	192.42	344.88	288.63	459.84	384.84	919.68	769.68	2,299.20	1,924.20	4,598.40	3,848.40	6.75%
	June	113.86	95.11	227.72	190.22	341.58	285.33	455.44	380.44	910.88	760.88	2,277.20	1,902.20	4,554.40	3,804.40	6.71%
	May	113.54	94.79	227.08	189.58	340.62	284.37	454.16	379.16	908.32	758.32	2,270.80	1,895.80	4,541.60	3,791.60	6.70%
	Mar. thru Apr.	115.81	97.06	231.62	194.12	347.43	291.18	463.24	388.24	926.48	776.48	2,316.20	1,941.20	4,632.40	3,882.40	6.65%
	Feb.	115.80	97.05	231.60	194.10	347.40	291.15	463.20	388.20	926.40	776.40	2,316.00	1,941.00	4,632.00	3,882.00	6.65%
	Jan.	115.53	96.78	231.06	193.56	346.59	290.34	462.12	387.12	924.24	774.24	2,310.60	1,935.60	4,621.20	3,871.20	6.64%

FEBRUARY 2000
INSIST ON PROPER IDENTIFICATION.

SERIES E - REDEMPTION VALUES AND INTEREST EARNED AMOUNTS BY DENOMINATION

FEBRUARY 2000

ISSUE YEAR	ISSUE MONTHS	\$25		\$50		\$75		\$100		\$200		\$500		\$1,000		YIELD FROM ISSUE			
		REDEMP. VALUE	INTEREST EARNED	REDEMP. VALUE	INTEREST EARNED	REDEMP. VALUE	INTEREST EARNED	REDEMP. VALUE	INTEREST EARNED	REDEMP. VALUE	INTEREST EARNED	REDEMP. VALUE	INTEREST EARNED	REDEMP. VALUE	INTEREST EARNED				
1971	Dec.	114.42	95.67	228.84	191.34	343.26	287.01	457.68	382.68	915.36	765.36	2,288.40	1,913.40	4,576.80	3,826.80	6.60%			
	Nov.	114.13	95.38	228.26	190.76	342.39	286.14	456.52	381.52	913.04	763.04	2,282.60	1,907.60	4,565.20	3,815.20	6.60%			
	Aug. thru Oct.	116.41	97.66	232.82	195.32	349.23	292.98	465.64	390.64	931.28	781.28	2,328.20	1,953.20	4,656.40	3,906.40	6.55%			
	July	116.20	97.45	232.40	194.90	348.60	292.35	464.80	389.80	929.60	779.60	2,324.00	1,949.00	4,648.00	3,898.00	6.54%			
	June	116.93	98.18	233.86	196.36	350.79	294.54	467.72	392.72	935.44	785.44	2,338.60	1,963.60	4,677.20	3,927.20	6.57%			
	May	116.61	97.86	233.22	195.72	349.83	293.58	466.44	391.44	932.88	782.88	2,332.20	1,957.20	4,664.40	3,914.40	6.56%			
	Feb. thru Apr.	118.96	100.21	237.92	200.42	356.88	300.63	475.84	400.84	951.68	801.68	2,379.20	2,004.20	4,758.40	4,008.40	6.51%			
	Jan.	118.68	99.93	237.36	199.86	356.04	299.79	474.72	399.72	949.44	799.44	2,373.60	1,998.60	4,747.20	3,997.20	6.50%			
1970	Dec.	133.69	114.94	267.38	229.88	401.07	344.82	534.76	459.76	1,069.52	919.52	2,673.80	2,298.80	5,347.60	4,597.60	6.93%			
	Nov.	133.38	114.63	266.76	229.26	400.14	343.89	533.52	458.52	1,067.04	917.04	2,667.60	2,292.60	5,335.20	4,585.20	6.92%			
	Aug. thru Oct.	136.05	117.30	272.10	234.60	408.15	351.90	544.20	469.20	1,088.40	938.40	2,721.00	2,346.00	5,442.00	4,692.00	6.87%			
	July	135.73	116.98	271.46	233.96	407.19	350.94	542.92	467.92	1,085.84	935.84	2,714.60	2,339.60	5,429.20	4,679.20	6.86%			
	June	134.41	115.66	268.82	231.32	403.23	346.98	537.64	462.64	1,075.28	925.28	2,688.20	2,313.20	5,376.40	4,626.40	6.83%			
	May	133.78	115.03	267.56	230.06	401.34	345.09	535.12	460.12	1,070.24	920.24	2,675.60	2,300.60	5,351.20	4,601.20	6.81%			
	Mar. thru Apr.	136.45	117.70	272.90	235.40	409.35	353.10	545.80	470.80	1,091.60	941.60	2,729.00	2,354.00	5,458.00	4,708.00	6.76%			
	A A	Feb. Jan.	137.34 137.00	118.59 118.25	274.68 274.00	237.18 236.50	412.02 411.00	355.77 354.75	549.36 548.00	474.36 473.00	1,098.72 1,096.00	948.72 946.00	2,746.80 2,740.00	2,371.80 2,365.00	5,493.60 5,480.00	4,743.60 4,730.00	6.75% 6.74%		
1969	A A A A A A AB	Dec. Sep. thru Nov. Aug. July June May Jan. thru Apr.	135.72 135.02 135.01 134.71 133.42 138.60 137.27	116.97 116.27 116.26 115.96 114.67 119.85 118.52	271.44 270.04 270.02 269.42 266.84 277.20 274.54	233.94 232.54 232.52 231.92 229.34 239.70 237.04	407.16 405.06 405.03 404.13 400.26 415.80 411.81	350.91 348.81 348.78 347.88 344.01 359.55 355.56	542.88 540.08 540.04 538.84 533.68 554.40 549.08	467.88 465.08 465.04 463.84 458.68 479.40 474.08	1,085.76 1,080.16 1,080.08 1,077.68 1,067.36 1,108.80 1,098.16	935.76 930.16 930.08 927.68 917.36 958.80 948.16	2,714.40 2,700.40 2,700.20 2,694.20 2,668.40 2,772.00 2,745.40	2,339.40 2,325.40 2,325.20 2,319.20 2,293.40 2,397.00 2,370.40	5,428.80 5,400.80 5,400.40 5,388.40 5,336.80 5,544.00 5,490.80	4,678.80 4,650.80 4,650.40 4,638.40 4,586.80 4,794.00 4,740.80	6.71% 6.69% 6.69% 6.68% 6.65% 6.78% 6.75%		
	1968	AB AB AB AB AB AB	Dec. Nov. July thru Oct. June May Jan. thru Apr.	137.28 135.44 134.14 134.16 132.57 131.28	118.53 116.69 115.39 115.41 113.82 112.53	274.56 270.88 268.28 268.32 265.14 262.56	237.06 233.38 230.78 230.82 227.64 225.06	411.84 406.32 402.42 402.48 397.71 393.84	355.59 350.07 346.17 346.23 341.46 337.59	549.12 541.76 536.56 536.64 530.28 525.12	474.12 466.76 461.56 461.64 455.28 450.12	1,098.24 1,083.52 1,073.12 1,073.28 1,060.56 1,050.24	948.24 933.52 923.12 923.28 910.56 900.24	2,745.60 2,708.80 2,682.80 2,683.20 2,651.40 2,625.60	2,370.60 2,333.80 2,307.80 2,308.20 2,276.40 2,250.60	5,491.20 5,417.60 5,365.60 5,366.40 5,302.80 5,251.20	4,741.20 4,667.60 4,615.60 4,616.40 4,552.80 4,501.20	6.75% 6.70% 6.67% 6.67% 6.63% 6.59%	
		1967	AB AB AB AB AB AB	Dec. Nov. July thru Oct. June May Jan. thru Apr.	131.28 129.70 128.45 128.46 127.06 125.86	112.53 110.95 109.70 109.71 108.31 107.11	262.56 259.40 256.90 256.92 254.12 251.72	225.06 221.90 219.40 219.42 216.62 214.22	393.84 389.10 385.35 385.38 381.18 377.58	337.59 332.85 329.10 329.13 324.93 321.33	525.12 518.80 513.80 513.84 508.24 503.44	450.12 443.80 438.80 438.84 433.24 428.44	1,050.24 1,037.60 1,027.60 1,027.68 1,016.48 1,006.88	900.24 887.60 877.60 877.68 866.48 856.88	2,625.60 2,594.00 2,569.00 2,569.20 2,541.20 2,517.20	2,250.60 2,219.00 2,194.00 2,194.20 2,166.20 2,142.20	5,251.20 5,188.00 5,138.00 5,138.40 5,082.40 5,034.40	4,501.20 4,438.00 4,388.00 4,388.40 4,332.40 4,284.40	6.59% 6.55% 6.52% 6.52% 6.48% 6.45%

FEBRUARY 2000
INSIST ON PROPER IDENTIFICATION.

SERIES E - REDEMPTION VALUES AND INTEREST EARNED AMOUNTS BY DENOMINATION

FEBRUARY 2000

ISSUE YEAR	ISSUE MONTHS	\$25		\$50		\$75		\$100		\$200		\$500		\$1,000		YIELD FROM ISSUE
		REDEMP. VALUE	INTEREST EARNED	REDEMP. VALUE	INTEREST EARNED	REDEMP. VALUE	INTEREST EARNED	REDEMP. VALUE	INTEREST EARNED	REDEMP. VALUE	INTEREST EARNED	REDEMP. VALUE	INTEREST EARNED	REDEMP. VALUE	INTEREST EARNED	
1966	AB Dec.	125.85	107.10	251.70	214.20	377.55	321.30	503.40	428.40	1,006.80	856.80	2,517.00	2,142.00	5,034.00	4,284.00	6.45%
	AB Nov.	124.46	105.71	248.92	211.42	373.38	317.13	497.84	422.84	995.68	845.68	2,489.20	2,114.20	4,978.40	4,228.40	6.41%
	AB July thru Oct.	123.27	104.52	246.54	209.04	369.81	313.56	493.08	418.08	986.16	836.16	2,465.40	2,090.40	4,930.80	4,180.80	6.38%
	AB June	123.28	104.53	246.56	209.06	369.84	313.59	493.12	418.12	986.24	836.24	2,465.60	2,090.60	4,931.20	4,181.20	6.38%
	AB May	122.02	103.27	244.04	206.54	366.06	309.81	488.08	413.08	976.16	826.16	2,440.40	2,065.40	4,880.80	4,130.80	6.34%
	AB Mar. thru Apr.	121.94	103.19	243.88	206.38	365.82	309.57	487.76	412.76	975.52	825.52	2,438.80	2,063.80	4,877.60	4,127.60	6.34%
	AB Jan. thru Feb.	128.13	109.38	256.26	218.76	384.39	328.14	512.52	437.52	1,025.04	875.04	2,562.60	2,187.60	5,125.20	4,375.20	6.51%
1965	AB Dec.	128.12	109.37	256.24	218.74	384.36	328.11	512.48	437.48	1,024.96	874.96	2,562.40	2,187.40	5,124.80	4,374.80	6.51%
	AB Sep. thru Nov.	147.75	129.00	295.50	258.00	443.25	387.00	591.00	516.00	1,182.00	1,032.00	2,955.00	2,580.00	5,910.00	5,160.00	6.12%
	AB Aug.	146.99	128.24	293.98	256.48	440.97	384.72	587.96	512.96	1,175.92	1,025.92	2,939.80	2,564.80	5,879.60	5,129.60	6.10%
	AB June thru July	148.77	130.02	297.54	260.04	446.31	390.06	595.08	520.08	1,190.16	1,040.16	2,975.40	2,600.40	5,950.80	5,200.80	6.14%
	AB Apr. thru May	165.30	146.55	330.60	293.10	495.90	439.65	661.20	586.20	1,322.40	1,172.40	3,306.00	2,931.00	6,612.00	5,862.00	6.36%
	AB Mar.	165.31	146.56	330.62	293.12	495.93	439.68	661.24	586.24	1,322.48	1,172.48	3,306.20	2,931.20	6,612.40	5,862.40	6.36%
	AB Feb.	164.51	145.76	329.02	291.52	493.53	437.28	658.04	583.04	1,316.08	1,166.08	3,290.20	2,915.20	6,580.40	5,830.40	6.35%
1964	AB Jan.	179.35	160.60	358.70	321.20	538.05	481.80	717.40	642.40	1,434.80	1,284.80	3,587.00	3,212.00	7,174.00	6,424.00	6.60%
	AB Dec.	179.35	160.60	358.70	321.20	538.05	481.80	717.40	642.40	1,434.80	1,284.80	3,587.00	3,212.00	7,174.00	6,424.00	6.60%
	AB Sep. thru Nov.	183.54	164.79	367.08	329.58	550.62	494.37	734.16	659.16	1,468.32	1,318.32	3,670.80	3,295.80	7,341.60	6,591.60	6.58%
	AB Aug.	182.69	163.94	365.38	327.88	548.07	491.82	730.76	655.76	1,461.52	1,311.52	3,653.80	3,278.80	7,307.60	6,557.60	6.56%
	AB June thru July	180.93	162.18	361.86	324.36	542.79	486.54	723.72	648.72	1,447.44	1,297.44	3,618.60	3,243.60	7,237.20	6,487.20	6.54%
	AB Apr. thru May	185.12	166.37	370.24	332.74	555.36	499.11	740.48	665.48	1,480.96	1,330.96	3,702.40	3,327.40	7,404.80	6,654.80	6.51%
	AB Mar.	185.13	166.38	370.26	332.76			740.52	665.52	1,481.04	1,331.04	3,702.60	3,327.60	7,405.20	6,655.20	6.51%
1963	AB Feb.	184.25	165.50	368.50	331.00			737.00	662.00	1,474.00	1,324.00	3,685.00	3,310.00	7,370.00	6,620.00	6.50%
	AB Jan.	182.50	163.75	365.00	327.50			730.00	655.00	1,460.00	1,310.00	3,650.00	3,275.00	7,300.00	6,550.00	6.47%
	AB Dec.	182.50	163.75	365.00	327.50			730.00	655.00	1,460.00	1,310.00	3,650.00	3,275.00	7,300.00	6,550.00	6.47%
	AB Sep. thru Nov.	186.82	168.07	373.64	336.14			747.28	672.28	1,494.56	1,344.56	3,736.40	3,361.40	7,472.80	6,722.80	6.44%
	AB Aug.	185.93	167.18	371.86	334.36			743.72	668.72	1,487.44	1,337.44	3,718.60	3,343.60	7,437.20	6,687.20	6.43%
	AB June thru July	184.13	165.38	368.26	330.76			736.52	661.52	1,473.04	1,323.04	3,682.60	3,307.60	7,365.20	6,615.20	6.40%
	AB Apr. thru May	188.22	169.47	376.44	338.94			752.88	677.88	1,505.76	1,355.76	3,764.40	3,389.40	7,528.80	6,778.80	6.38%
1962	AB Mar.	188.24	169.49	376.48	338.98			752.96	677.96	1,505.92	1,355.92	3,764.80	3,389.80	7,529.60	6,779.60	6.38%
	AB Feb.	187.37	168.62	374.74	337.24			749.48	674.48	1,498.96	1,348.96	3,747.40	3,372.40	7,494.80	6,744.80	6.36%
	AB Jan.	185.57	166.82	371.14	333.64			742.28	667.28	1,484.56	1,334.56	3,711.40	3,336.40	7,422.80	6,672.80	6.34%
	AB Dec.	185.57	166.82	371.14	333.64			742.28	667.28	1,484.56	1,334.56	3,711.40	3,336.40	7,422.80	6,672.80	6.34%
	AB Oct. thru Nov.	190.35	171.60	380.70	343.20			761.40	686.40	1,522.80	1,372.80	3,807.00	3,432.00	7,614.00	6,864.00	6.32%
	AB Sep.	190.34	171.59	380.68	343.18			761.36	686.36	1,522.72	1,372.72	3,806.80	3,431.80	7,613.60	6,863.60	6.32%
	AB Aug.	189.00	170.25	378.00	340.50			756.00	681.00	1,512.00	1,362.00	3,780.00	3,405.00	7,560.00	6,810.00	6.30%
1962	AB June thru July	187.20	168.45	374.40	336.90			748.80	673.80	1,497.60	1,347.60	3,744.00	3,369.00	7,488.00	6,738.00	6.27%
	AB Apr. thru May	192.32	173.57	384.64	347.14			769.28	694.28	1,538.56	1,388.56	3,846.40	3,471.40	7,692.80	6,942.80	6.26%
	AB Mar.	192.34	173.59	384.68	347.18			769.36	694.36	1,538.72	1,388.72	3,846.80	3,471.80	7,693.60	6,943.60	6.26%
	AB Feb.	190.95	172.20	381.90	344.40			763.80	688.80	1,527.60	1,377.60	3,819.00	3,444.00	7,638.00	6,888.00	6.24%
	AB Jan.	189.12	170.37	378.24	340.74			756.48	681.48	1,512.96	1,362.96	3,782.40	3,407.40	7,564.80	6,814.80	6.22%

FEBRUARY 2000
INSIST ON PROPER IDENTIFICATION.

SERIES E - REDEMPTION VALUES AND INTEREST EARNED AMOUNTS BY DENOMINATION

FEBRUARY 2000

ISSUE YEAR	ISSUE MONTHS	\$25		\$50		\$75		\$100		\$200		\$500		\$1,000		YIELD FROM ISSUE
		REDEMP. VALUE	INTEREST EARNED	REDEMP. VALUE	INTEREST EARNED	REDEMP. VALUE	INTEREST EARNED	REDEMP. VALUE	INTEREST EARNED	REDEMP. VALUE	INTEREST EARNED	REDEMP. VALUE	INTEREST EARNED	REDEMP. VALUE	INTEREST EARNED	
1961	Dec.	189.12	170.37	378.24	340.74			756.48	681.48	1,512.96	1,362.96	3,782.40	3,407.40	7,564.80	6,814.80	6.22%
	Oct. thru Nov.	192.34	173.59	384.68	347.18			769.36	694.36	1,538.72	1,388.72	3,846.80	3,471.80	7,693.60	6,943.60	6.18%
	Sep.	192.36	173.61	384.72	347.22			769.44	694.44	1,538.88	1,388.88	3,847.20	3,472.20	7,694.40	6,944.40	6.18%
	Aug.	190.23	171.48	380.46	342.96			760.92	685.92	1,521.84	1,371.84	3,804.60	3,429.60	7,609.20	6,859.20	6.15%
	June thru July	188.42	169.67	376.84	339.34			753.68	678.68	1,507.36	1,357.36	3,768.40	3,393.40	7,536.80	6,786.80	6.12%
	Apr. thru May	191.63	172.88	383.26	345.76			766.52	691.52	1,533.04	1,383.04	3,832.60	3,457.60	7,665.20	6,915.20	6.09%
	Mar.	191.64	172.89	383.28	345.78			766.56	691.56	1,533.12	1,383.12	3,832.80	3,457.80	7,665.60	6,915.60	6.09%
	Feb.	189.46	170.71	378.92	341.42			757.84	682.84	1,515.68	1,365.68	3,789.20	3,414.20	7,578.40	6,828.40	6.06%
Jan.	187.66	168.91	375.32	337.82			750.64	675.64	1,501.28	1,351.28	3,753.20	3,378.20	7,506.40	6,756.40	6.03%	
1960	Dec.	187.66	168.91	375.32	337.82			750.64	675.64	1,501.28	1,351.28	3,753.20	3,378.20	7,506.40	6,756.40	6.03%
	Oct. thru Nov.	191.03	172.28	382.06	344.56			764.12	689.12	1,528.24	1,378.24	3,820.60	3,445.60	7,641.20	6,891.20	6.00%
	Sep.	191.02	172.27	382.04	344.54			764.08	689.08	1,528.16	1,378.16	3,820.40	3,445.40	7,640.80	6,890.80	6.00%
	Aug.	188.83	170.08	377.66	340.16			755.32	680.32	1,510.64	1,360.64	3,776.60	3,401.60	7,553.20	6,803.20	5.97%
	June thru July	187.05	168.30	374.10	336.60			748.20	673.20	1,496.40	1,346.40	3,741.00	3,366.00	7,482.00	6,732.00	5.95%
	Mar. thru May	190.46	171.71	380.92	343.42			761.84	686.84	1,523.68	1,373.68	3,809.20	3,434.20	7,618.40	6,868.40	5.92%
	A Feb.	190.17	171.42	380.34	342.84			760.68	685.68	1,521.36	1,371.36	3,803.40	3,428.40	7,606.80	6,856.80	5.88%
	A Jan.	188.50	169.75	377.00	339.50			754.00	679.00	1,508.00	1,358.00	3,770.00	3,395.00	7,540.00	6,790.00	5.85%
1959	A Dec.	188.50	169.75	377.00	339.50			754.00	679.00	1,508.00	1,358.00	3,770.00	3,395.00	7,540.00	6,790.00	5.85%
	A Sep. thru Nov.	188.10	169.35	376.20	338.70			752.40	677.40	1,504.80	1,354.80	3,762.00	3,387.00	7,524.00	6,774.00	5.85%
	A Aug.	186.01	167.26	372.02	334.52			744.04	669.04	1,488.08	1,338.08	3,720.20	3,345.20	7,440.40	6,690.40	5.82%
	A June thru July	187.88	169.13	375.76	338.26			751.52	676.52	1,503.04	1,353.04	3,757.60	3,382.60	7,515.20	6,765.20	5.85%
	AB Jan. thru May	191.53	172.78	383.06	345.56			766.12	691.12	1,532.24	1,382.24	3,830.60	3,455.60	7,661.20	6,911.20	5.89%
1958	AB Dec.	189.34	170.59	378.68	341.18			757.36	682.36	1,514.72	1,364.72	3,786.80	3,411.80	7,573.60	6,823.60	5.87%
	AB Aug. thru Nov.	186.71	167.96	373.42	335.92			746.84	671.84	1,493.68	1,343.68	3,734.20	3,359.20	7,468.40	6,718.40	5.83%
	AB July	186.72	167.97	373.44	335.94			746.88	671.88	1,493.76	1,343.76	3,734.40	3,359.40	7,468.80	6,718.80	5.83%
	AB June	184.53	165.78	369.06	331.56			738.12	663.12	1,476.24	1,326.24	3,690.60	3,315.60	7,381.20	6,631.20	5.80%
	AB Jan. thru May	183.12	164.37	366.24	328.74			732.48	657.48	1,464.96	1,314.96	3,662.40	3,287.40	7,324.80	6,574.80	5.78%
1957 to 1941	Matured Series E Bonds	REDEMPTION VALUES CAN BE FOUND ON THE TABLE AT THE END OF THIS BOOKLET.														

A. BONDS WITH THE FOLLOWING ISSUE DATES HAVE REACHED FINAL MATURITY AND WILL EARN NO ADDITIONAL INTEREST: MAY 1941 THROUGH FEBRUARY 1960 AND DECEMBER 1965 THROUGH FEBRUARY 1970.
 B. BONDS WITH THE FOLLOWING ISSUE DATES ARE NOT ELIGIBLE FOR EXCHANGE TO SERIES HH BONDS: MAY 1941 THROUGH JANUARY 1959 AND DECEMBER 1965 THROUGH JANUARY 1969.

FEBRUARY 2000
 INSIST ON PROPER IDENTIFICATION.

Matured Series E Bonds

REDEMPTION VALUES AND INTEREST EARNED AMOUNTS BY DENOMINATION

September 1999 - February 2000

ISSUE YEAR	ISSUE MONTHS	\$10		\$25		\$50		\$75		\$100		\$200		\$500		\$1,000		YIELD FROM ISSUE
		REDEMP. VALUE	INTEREST EARNED	REDEMP. VALUE	INTEREST EARNED	REDEMP. VALUE	INTEREST EARNED	REDEMP. VALUE	INTEREST EARNED	REDEMP. VALUE	INTEREST EARNED	REDEMP. VALUE	INTEREST EARNED	REDEMP. VALUE	INTEREST EARNED	REDEMP. VALUE	INTEREST EARNED	
1957	Dec.			180.97	162.22	361.94	324.44			723.88	648.88	1,447.76	1,297.76	3,619.40	3,244.40	7,238.80	6,488.80	5.75%
	Aug. thru Nov.			205.07	186.32	410.14	372.64			820.28	745.28	1,640.56	1,490.56	4,101.40	3,726.40	8,202.80	7,452.80	6.07%
	July			205.08	186.33	410.16	372.66			820.32	745.32	1,640.64	1,490.64	4,101.60	3,726.60	8,203.20	7,453.20	6.07%
	June			202.72	183.97	405.44	367.94			810.88	735.88	1,621.76	1,471.76	4,054.40	3,679.40	8,108.80	7,358.80	6.04%
	Feb. thru May			199.90	181.15	399.80	362.30			799.60	724.60	1,599.20	1,449.20	3,998.00	3,623.00	7,996.00	7,246.00	6.00%
Jan.			199.56	180.81	399.12	361.62			798.24	723.24	1,596.48	1,446.48	3,991.20	3,616.20	7,982.40	7,232.40	6.00%	
1956	Dec.			199.56	180.81	399.12	361.62			798.24	723.24	1,596.48	1,446.48	3,991.20	3,616.20	7,982.40	7,232.40	6.00%
	Nov.			198.47	179.72	396.94	359.44			793.88	718.88	1,587.76	1,437.76	3,969.40	3,594.40	7,938.80	7,188.80	5.99%
	Oct.			198.48	179.73	396.96	359.46			793.92	718.92	1,587.84	1,437.84	3,969.60	3,594.60	7,939.20	7,189.20	5.99%
	Sep.			196.19	177.44	392.38	354.88			784.76	709.76	1,569.52	1,419.52	3,923.80	3,548.80	7,847.60	7,097.60	5.96%
	June thru Aug.			194.29	175.54	388.58	351.08			777.16	702.16	1,554.32	1,404.32	3,885.80	3,510.80	7,771.60	7,021.60	5.93%
	Apr. thru May			193.83	175.08	387.66	350.16			775.32	700.32	1,550.64	1,400.64	3,876.60	3,501.60	7,753.20	7,003.20	5.93%
	Mar.			188.59	169.84	377.18	339.68			754.36	679.36	1,508.72	1,358.72	3,771.80	3,396.80	7,543.60	6,793.60	5.86%
Jan. thru Feb.			186.79	168.04	373.58	336.08			747.16	672.16	1,494.32	1,344.32	3,735.80	3,360.80	7,471.60	6,721.60	5.83%	
1955	Dec.			186.79	168.04	373.58	336.08			747.16	672.16	1,494.32	1,344.32	3,735.80	3,360.80	7,471.60	6,721.60	5.83%
	Oct. thru Nov.			186.29	167.54	372.58	335.08			745.16	670.16	1,490.32	1,340.32	3,725.80	3,350.80	7,451.60	6,701.60	5.82%
	Sep.			183.82	165.07	367.64	330.14			735.28	660.28	1,470.56	1,320.56	3,676.40	3,301.40	7,352.80	6,602.80	5.79%
	June thru Aug.			182.05	163.30	364.10	326.60			728.20	653.20	1,456.40	1,306.40	3,641.00	3,266.00	7,282.00	6,532.00	5.76%
	Apr. thru May			181.57	162.82	363.14	325.64			726.28	651.28	1,452.56	1,302.56	3,631.40	3,256.40	7,262.80	6,512.80	5.76%
	Mar.			179.26	160.51	358.52	321.02			717.04	642.04	1,434.08	1,284.08	3,585.20	3,210.20	7,170.40	6,420.40	5.72%
Jan. thru Feb.			177.53	158.78	355.06	317.56			710.12	635.12	1,420.24	1,270.24	3,550.60	3,175.60	7,101.20	6,351.20	5.70%	
1954	Dec.			177.53	158.78	355.06	317.56			710.12	635.12	1,420.24	1,270.24	3,550.60	3,175.60	7,101.20	6,351.20	5.70%
	Nov.			177.17	158.42	354.34	316.84			708.68	633.68	1,417.36	1,267.36	3,543.40	3,168.40	7,086.80	6,336.80	5.69%
	Oct.			177.16	158.41	354.32	316.82			708.64	633.64	1,417.28	1,267.28	3,543.20	3,168.20	7,086.40	6,336.40	5.69%
	Sep.			174.81	156.06	349.62	312.12			699.24	624.24	1,398.48	1,248.48	3,496.20	3,121.20	6,992.40	6,242.40	5.66%
	June thru Aug.			173.12	154.37	346.24	308.74			692.48	617.48	1,384.96	1,234.96	3,462.40	3,087.40	6,924.80	6,174.80	5.63%
	Apr. thru May			172.69	153.94	345.38	307.88			690.76	615.76	1,381.52	1,231.52	3,453.80	3,078.80	6,907.60	6,157.60	5.63%
	Mar.			170.51	151.76	341.02	303.52			682.04	607.04	1,364.08	1,214.08	3,410.20	3,035.20	6,820.40	6,070.40	5.60%
Jan. thru Feb.			168.86	150.11	337.72	300.22			675.44	600.44	1,350.88	1,200.88	3,377.20	3,002.20	6,754.40	6,004.40	5.57%	
1953	Dec.			168.86	150.11	337.72	300.22			675.44	600.44	1,350.88	1,200.88	3,377.20	3,002.20	6,754.40	6,004.40	5.57%
	Nov.			168.44	149.69	336.88	299.38			673.76	598.76	1,347.52	1,197.52	3,368.80	2,993.80	6,737.60	5,987.60	5.56%
	Oct.			168.43	149.68	336.86	299.36			673.72	598.72	1,347.44	1,197.44	3,368.60	2,993.60	6,737.20	5,987.20	5.56%
	Sep.			166.33	147.58	332.66	295.16			665.32	590.32	1,330.64	1,180.64	3,326.60	2,951.60	6,653.20	5,903.20	5.53%
	June thru Aug.			165.81	147.06	331.62	294.12			663.24	588.24	1,326.48	1,176.48	3,316.20	2,941.20	6,632.40	5,882.40	5.52%
	Apr. thru May			165.41	146.66	330.82	293.32			661.64	586.64	1,323.28	1,173.28	3,308.20	2,933.20	6,616.40	5,866.40	5.52%
	Mar.			163.38	144.63	326.76	289.26			653.52	578.52	1,307.04	1,157.04	3,267.60	2,892.60	6,535.20	5,785.20	5.49%
Jan. thru Feb.			178.14	159.39	356.28	318.78			712.56	637.56	1,425.12	1,275.12	3,562.80	3,187.80	7,125.60	6,375.60	5.71%	

BONDS ON THIS PAGE HAVE REACHED FINAL MATURITY; THEY WILL EARN NO ADDITIONAL INTEREST AND ARE NOT ELIGIBLE FOR EXCHANGE TO SERIES HH BONDS.

THIS TABLE IS PRINTED ONLY ONCE AND COVERS THE ENTIRE SIX-MONTH REDEMPTION PERIOD.

September 1999 - February 2000

INSIST ON PROPER IDENTIFICATION.

Series E

Matured Series E Bonds

REDEMPTION VALUES AND INTEREST EARNED AMOUNTS BY DENOMINATION

September 1999 - February 2000

ISSUE YEAR	ISSUE MONTHS	\$10		\$25		\$50		\$75		\$100		\$200		\$500		\$1,000		YIELD FROM ISSUE
		REDEMP. VALUE	INTEREST EARNED	REDEMP. VALUE	INTEREST EARNED	REDEMP. VALUE	INTEREST EARNED	REDEMP. VALUE	INTEREST EARNED	REDEMP. VALUE	INTEREST EARNED	REDEMP. VALUE	INTEREST EARNED	REDEMP. VALUE	INTEREST EARNED	REDEMP. VALUE	INTEREST EARNED	
1952	Dec.			178.14	159.39	356.28	318.78			712.56	637.56	1,425.12	1,275.12	3,562.80	3,187.80	7,125.60	6,375.60	5.71%
	Nov.			177.66	158.91	355.32	317.82			710.64	635.64	1,421.28	1,271.28	3,553.20	3,178.20	7,106.40	6,356.40	5.70%
	Oct.			177.69	158.94	355.38	317.88			710.76	635.76	1,421.52	1,271.52	3,553.80	3,178.80	7,107.60	6,357.60	5.70%
	Sep.			175.46	156.71	350.92	313.42			701.84	626.84	1,403.68	1,253.68	3,509.20	3,134.20	7,018.40	6,268.40	5.67%
	June thru Aug.			173.78	155.03	347.56	310.06			695.12	620.12	1,390.24	1,240.24	3,475.60	3,100.60	6,951.20	6,201.20	5.64%
	May			173.38	154.63	346.76	309.26			693.52	618.52	1,387.04	1,237.04	3,467.60	3,092.60	6,935.20	6,185.20	5.64%
	Jan. thru Apr.			170.66	151.91	341.32	303.82			682.64	607.64	1,365.28	1,215.28	3,413.20	3,038.20	6,826.40	6,076.40	5.60%
1951	Dec.			170.65	151.90	341.30	303.80			682.60	607.60	1,365.20	1,215.20	3,413.00	3,038.00	6,826.00	6,076.00	5.60%
	Nov.			168.23	149.48	336.46	298.96			672.92	597.92	1,345.84	1,195.84	3,364.60	2,989.60	6,729.20	5,979.20	5.56%
	July thru Oct.			166.60	147.85	333.20	295.70			666.40	591.40	1,332.80	1,182.80	3,332.00	2,957.00	6,664.00	5,914.00	5.54%
	June			166.61	147.86	333.22	295.72			666.44	591.44	1,332.88	1,182.88	3,332.20	2,957.20	6,664.40	5,914.40	5.54%
	May			164.16	145.41	328.32	290.82			656.64	581.64	1,313.28	1,163.28	3,283.20	2,908.20	6,566.40	5,816.40	5.50%
	Jan. thru Apr.			162.60	143.85	325.20	287.70			650.40	575.40	1,300.80	1,150.80	3,252.00	2,877.00	6,504.00	5,754.00	5.47%
1950	Dec.			154.26	135.51	308.52	271.02			617.04	542.04	1,234.08	1,084.08	3,085.20	2,710.20	6,170.40	5,420.40	5.34%
	Nov.			151.99	133.24	303.98	266.48			607.96	532.96	1,215.92	1,065.92	3,039.80	2,664.80	6,079.60	5,329.60	5.30%
	June thru Oct.			150.53	131.78	301.06	263.56			602.12	527.12	1,204.24	1,054.24	3,010.60	2,635.60	6,021.20	5,271.20	5.28%
	May			148.48	129.73	296.96	259.46			593.92	518.92	1,187.84	1,037.84	2,969.60	2,594.60	5,939.20	5,189.20	5.24%
	Jan. thru Apr.	58.82	51.32	147.06	128.31	294.12	256.62			588.24	513.24	1,176.48	1,026.48	2,941.20	2,566.20	5,882.40	5,132.40	5.22%
1949	Dec.	58.82	51.32	147.06	128.31	294.12	256.62			588.24	513.24	1,176.48	1,026.48	2,941.20	2,566.20	5,882.40	5,132.40	5.22%
	Nov.	58.09	50.59	145.23	126.48	290.46	252.96			580.92	505.92	1,161.84	1,011.84	2,904.60	2,529.60	5,809.20	5,059.20	5.18%
	June thru Oct.	57.53	50.03	143.83	125.08	287.66	250.16			575.32	500.32	1,150.64	1,000.64	2,876.60	2,501.60	5,753.20	5,003.20	5.16%
	May	55.21	47.71	138.02	119.27	276.04	238.54			552.08	477.08	1,104.16	954.16	2,760.40	2,385.40	5,520.80	4,770.80	5.05%
1948	Jan. thru Apr.	54.68	47.18	136.69	117.94	273.38	235.88			546.76	471.76	1,093.52	943.52	2,733.80	2,358.80	5,467.60	4,717.60	5.03%
1948	Dec.	54.68	47.18	136.69	117.94	273.38	235.88			546.76	471.76	1,093.52	943.52	2,733.80	2,358.80	5,467.60	4,717.60	5.03%
	Nov.	53.80	46.30	134.51	115.76	269.02	231.52			538.04	463.04	1,076.08	926.08	2,690.20	2,315.20	5,380.40	4,630.40	4.99%
	June thru Oct.	53.29	45.79	133.23	114.48	266.46	228.96			532.92	457.92	1,065.84	915.84	2,664.60	2,289.60	5,329.20	4,579.20	4.96%
	May	52.44	44.94	131.09	112.34	262.18	224.68			524.36	449.36	1,048.72	898.72	2,621.80	2,246.80	5,243.60	4,493.60	4.92%
	Jan. thru Apr.	52.56	45.06	131.41	112.66	262.82	225.32			525.64	450.64	1,051.28	901.28	2,628.20	2,253.20	5,256.40	4,506.40	4.93%
1947	Dec.	52.56	45.06	131.41	112.66	262.82	225.32			525.64	450.64	1,051.28	901.28	2,628.20	2,253.20	5,256.40	4,506.40	4.93%
	Nov.	51.74	44.24	129.34	110.59	258.68	221.18			517.36	442.36	1,034.72	884.72	2,586.80	2,211.80	5,173.60	4,423.60	4.89%
	June thru Oct.	50.63	43.13	126.57	107.82	253.14	215.64			506.28	431.28	1,012.56	862.56	2,531.40	2,156.40	5,062.80	4,312.80	4.83%
	May	49.83	42.33	124.57	105.82	249.14	211.64			498.28	423.28	996.56	846.56	2,491.40	2,116.40	4,982.80	4,232.80	4.79%
	Jan. thru Apr.	49.35	41.85	123.38	104.63	246.76	209.26			493.52	418.52	987.04	837.04	2,467.60	2,092.60	4,935.20	4,185.20	4.77%

BONDS ON THIS PAGE HAVE REACHED FINAL MATURITY; THEY WILL EARN NO ADDITIONAL INTEREST AND ARE NOT ELIGIBLE FOR EXCHANGE TO SERIES HH BONDS.

THIS TABLE IS PRINTED ONLY ONCE AND COVERS THE ENTIRE SIX-MONTH REDEMPTION PERIOD.

September 1999 - February 2000

INSIST ON PROPER IDENTIFICATION.

Series E

Matured Series E Bonds

REDEMPTION VALUES AND INTEREST EARNED AMOUNTS BY DENOMINATION

September 1999 - February 2000

ISSUE YEAR	ISSUE MONTHS	\$10		\$25		\$50		\$75		\$100		\$200		\$500		\$1,000		YIELD FROM ISSUE
		REDEMP. VALUE	INTEREST EARNED	REDEMP. VALUE	INTEREST EARNED	REDEMP. VALUE	INTEREST EARNED	REDEMP. VALUE	INTEREST EARNED	REDEMP. VALUE	INTEREST EARNED	REDEMP. VALUE	INTEREST EARNED	REDEMP. VALUE	INTEREST EARNED	REDEMP. VALUE	INTEREST EARNED	
1946	Dec.	49.35	41.85	123.38	104.63	246.76	209.26			493.52	418.52	987.04	837.04	2,467.60	2,092.60	4,935.20	4,185.20	4.77%
	Nov.	48.57	41.07	121.42	102.67	242.84	205.34			485.68	410.68	971.36	821.36	2,428.40	2,053.40	4,856.80	4,106.80	4.73%
	June thru Oct.	48.10	40.60	120.25	101.50	240.50	203.00			481.00	406.00	962.00	812.00	2,405.00	2,030.00	4,810.00	4,060.00	4.70%
	May	47.36	39.86	118.41	99.66	236.82	199.32			473.64	398.64	947.28	797.28	2,368.20	1,993.20	4,736.40	3,986.40	4.66%
	Jan. thru Apr.	46.91	39.41	117.28	98.53	234.56	197.06			469.12	394.12	938.24	788.24	2,345.60	1,970.60	4,691.20	3,941.20	4.64%
1945	Dec.	46.91	39.41	117.28	98.53	234.56	197.06			469.12	394.12	938.24	788.24	2,345.60	1,970.60	4,691.20	3,941.20	4.64%
	Nov.	45.77	38.27	114.43	95.68	228.86	191.36			457.72	382.72	915.44	765.44	2,288.60	1,913.60	4,577.20	3,827.20	4.57%
	June thru Oct.	45.33	37.83	113.33	94.58	226.66	189.16			453.32	378.32	906.64	756.64	2,266.60	1,891.60	4,533.20	3,783.20	4.55%
	May	44.62	37.12	111.54	92.79	223.08	185.58			446.16	371.16			2,230.80	1,855.80	4,461.60	3,711.60	4.51%
	Jan. thru Apr.	44.19	36.69	110.47	91.72	220.94	183.44			441.88	366.88			2,209.40	1,834.40	4,418.80	3,668.80	4.48%
1944	Dec.	44.19	36.69	110.47	91.72	220.94	183.44			441.88	366.88			2,209.40	1,834.40	4,418.80	3,668.80	4.48%
	Nov.	43.50	36.00	108.75	90.00	217.50	180.00			435.00	360.00			2,175.00	1,800.00	4,350.00	3,600.00	4.44%
	June thru Oct.	43.08	35.58	107.70	88.95	215.40	177.90			430.80	355.80			2,154.00	1,779.00	4,308.00	3,558.00	4.42%
	May			106.11	87.36	212.22	174.72			424.44	349.44			2,122.20	1,747.20	4,244.40	3,494.40	4.38%
	Jan. thru Apr.			105.09	86.34	210.18	172.68			420.36	345.36			2,101.80	1,726.80	4,203.60	3,453.60	4.36%
1943	Dec.			105.09	86.34	210.18	172.68			420.36	345.36			2,101.80	1,726.80	4,203.60	3,453.60	4.36%
	Nov.			103.48	84.73	206.96	169.46			413.92	338.92			2,069.60	1,694.60	4,139.20	3,389.20	4.32%
	June thru Oct.			102.48	83.73	204.96	167.46			409.92	334.92			2,049.60	1,674.60	4,099.20	3,349.20	4.29%
	May			100.91	82.16	201.82	164.32			403.64	328.64			2,018.20	1,643.20	4,036.40	3,286.40	4.25%
	Jan. thru Apr.			99.95	81.20	199.90	162.40			399.80	324.80			1,999.00	1,624.00	3,998.00	3,248.00	4.23%
1942	Dec.			99.95	81.20	199.90	162.40			399.80	324.80			1,999.00	1,624.00	3,998.00	3,248.00	4.23%
	Nov.			98.40	79.65	196.80	159.30			393.60	318.60			1,968.00	1,593.00	3,936.00	3,186.00	4.19%
	June thru Oct.			97.45	78.70	194.90	157.40			389.80	314.80			1,949.00	1,574.00	3,898.00	3,148.00	4.16%
	May			96.00	77.25	192.00	154.50			384.00	309.00			1,920.00	1,545.00	3,840.00	3,090.00	4.12%
	Jan. thru Apr.			94.35	75.60	188.70	151.20			377.40	302.40			1,887.00	1,512.00	3,774.00	3,024.00	4.08%
1941	Dec.			94.35	75.60	188.70	151.20			377.40	302.40			1,887.00	1,512.00	3,774.00	3,024.00	4.08%
	Nov.			92.86	74.11	185.72	148.22			371.44	296.44			1,857.20	1,482.20	3,714.40	2,964.40	4.04%
	June thru Oct.			91.96	73.21	183.92	146.42			367.84	292.84			1,839.20	1,464.20	3,678.40	2,928.40	4.02%
	May			90.59	71.84	181.18	143.68			362.36	287.36			1,811.80	1,436.80	3,623.60	2,873.60	3.98%

BONDS ON THIS PAGE HAVE REACHED FINAL MATURITY; THEY WILL EARN NO ADDITIONAL INTEREST AND ARE NOT ELIGIBLE FOR EXCHANGE TO SERIES HH BONDS.

THIS TABLE IS PRINTED ONLY ONCE AND COVERS THE ENTIRE SIX-MONTH REDEMPTION PERIOD.

September 1999 - February 2000

INSIST ON PROPER IDENTIFICATION.

Series E

SAVINGS NOTES (FREEDOM SHARES)

REDEMPTION VALUES AND INTEREST EARNED AMOUNTS BY DENOMINATION

SEPTEMBER 1999

ISSUE YEAR	ISSUE MONTHS	\$25		\$50		\$75		\$100		YIELD FROM ISSUE
		REDEMP. VALUE	INTEREST EARNED	REDEMP. VALUE	INTEREST EARNED	REDEMP. VALUE	INTEREST EARNED	REDEMP. VALUE	INTEREST EARNED	
1970	Oct.	130.70	110.45	261.40	220.90	392.10	331.35	522.80	441.80	6.65%
	June thru Sep.	133.31	113.06	266.62	226.12	399.93	339.18	533.24	452.24	6.61%
	May	132.68	112.43	265.36	224.86	398.04	337.29	530.72	449.72	6.59%
	Apr.	131.40	111.15	262.80	222.30	394.20	333.45	525.60	444.60	6.55%
	Jan. thru Mar.	134.03	113.78	268.06	227.56	402.09	341.34	536.12	455.12	6.51%
1969	Dec.	134.02	113.77	268.04	227.54	402.06	341.31	536.08	455.08	6.51%
	Nov.	133.41	113.16	266.82	226.32	400.23	339.48	533.64	452.64	6.49%
	Oct.	132.13	111.88	264.26	223.76	396.39	335.64	528.52	447.52	6.46%
	A June thru Sep.	135.00	114.75	270.00	229.50	405.00	344.25	540.00	459.00	6.42%
	A May	134.37	114.12	268.74	228.24	403.11	342.36	537.48	456.48	6.41%
A Jan. thru Apr.	135.70	115.45	271.40	230.90	407.10	346.35	542.80	461.80	6.44%	
1968	A Dec.	135.70	115.45	271.40	230.90	407.10	346.35	542.80	461.80	6.44%
	A Nov.	134.97	114.72	269.94	229.44	404.91	344.16	539.88	458.88	6.42%
	A Sep. thru Oct.	136.18	115.93	272.36	231.86	408.54	347.79	544.72	463.72	6.45%
	AB June thru Aug.	145.68	125.43	291.36	250.86	437.04	376.29	582.72	501.72	6.69%
	AB May	143.37	123.12	286.74	246.24	430.11	369.36	573.48	492.48	6.63%
	AB Jan. thru Apr.	156.29	136.04	312.58	272.08	468.87	408.12	625.16	544.16	6.93%
1967	AB Dec.	156.28	136.03	312.56	272.06	468.84	408.09	625.12	544.12	6.93%
	AB Nov.	155.52	135.27	311.04	270.54	466.56	405.81	622.08	541.08	6.91%
	AB July thru Oct.	154.05	133.80	308.10	267.60	462.15	401.40	616.20	535.20	6.88%
	AB June	154.04	133.79	308.08	267.58	462.12	401.37	616.16	535.16	6.88%
	AB May	153.33	133.08	306.66	266.16	459.99	399.24	613.32	532.32	6.86%

A. NOTES WITH THESE ISSUE DATES HAVE REACHED FINAL MATURITY AND WILL EARN NO ADDITIONAL INTEREST.

B. NOTES WITH THESE ISSUE DATES ARE NO LONGER ELIGIBLE FOR EXCHANGE TO SERIES HH BONDS.

SEPTEMBER 1999
INSIST ON PROPER IDENTIFICATION.

Savings Notes

SAVINGS NOTES (FREEDOM SHARES)

REDEMPTION VALUES AND INTEREST EARNED AMOUNTS BY DENOMINATION

OCTOBER 1999

ISSUE YEAR	ISSUE MONTHS	\$25		\$50		\$75		\$100		YIELD FROM ISSUE
		REDEMP. VALUE	INTEREST EARNED	REDEMP. VALUE	INTEREST EARNED	REDEMP. VALUE	INTEREST EARNED	REDEMP. VALUE	INTEREST EARNED	
1970	June thru Oct.	133.31	113.06	266.62	226.12	399.93	339.18	533.24	452.24	6.61%
	May	132.68	112.43	265.36	224.86	398.04	337.29	530.72	449.72	6.59%
	Jan. thru Apr.	134.03	113.78	268.06	227.56	402.09	341.34	536.12	455.12	6.51%
1969	Dec.	134.02	113.77	268.04	227.54	402.06	341.31	536.08	455.08	6.51%
	Nov.	133.41	113.16	266.82	226.32	400.23	339.48	533.64	452.64	6.49%
	A June thru Oct.	135.00	114.75	270.00	229.50	405.00	344.25	540.00	459.00	6.42%
	A May	134.37	114.12	268.74	228.24	403.11	342.36	537.48	456.48	6.41%
	A Jan. thru Apr.	135.70	115.45	271.40	230.90	407.10	346.35	542.80	461.80	6.44%
1968	A Dec.	135.70	115.45	271.40	230.90	407.10	346.35	542.80	461.80	6.44%
	A Nov.	134.97	114.72	269.94	229.44	404.91	344.16	539.88	458.88	6.42%
	AB Sep. thru Oct.	136.18	115.93	272.36	231.86	408.54	347.79	544.72	463.72	6.45%
	AB June thru Aug.	145.68	125.43	291.36	250.86	437.04	376.29	582.72	501.72	6.69%
	AB May	143.37	123.12	286.74	246.24	430.11	369.36	573.48	492.48	6.63%
	AB Jan. thru Apr.	156.29	136.04	312.58	272.08	468.87	408.12	625.16	544.16	6.93%
1967	AB Dec.	156.28	136.03	312.56	272.06	468.84	408.09	625.12	544.12	6.93%
	AB Nov.	155.52	135.27	311.04	270.54	466.56	405.81	622.08	541.08	6.91%
	AB July thru Oct.	154.05	133.80	308.10	267.60	462.15	401.40	616.20	535.20	6.88%
	AB June	154.04	133.79	308.08	267.58	462.12	401.37	616.16	535.16	6.88%
	AB May	153.33	133.08	306.66	266.16	459.99	399.24	613.32	532.32	6.86%

A. NOTES WITH THESE ISSUE DATES HAVE REACHED FINAL MATURITY AND WILL EARN NO ADDITIONAL INTEREST.

B. NOTES WITH THESE ISSUE DATES ARE NO LONGER ELIGIBLE FOR EXCHANGE TO SERIES HH BONDS.

OCTOBER 1999
INSIST ON PROPER IDENTIFICATION.

Savings Notes

SAVINGS NOTES (FREEDOM SHARES)

REDEMPTION VALUES AND INTEREST EARNED AMOUNTS BY DENOMINATION

NOVEMBER 1999

ISSUE YEAR	ISSUE MONTHS	\$25		\$50		\$75		\$100		YIELD FROM ISSUE
		REDEMP. VALUE	INTEREST EARNED	REDEMP. VALUE	INTEREST EARNED	REDEMP. VALUE	INTEREST EARNED	REDEMP. VALUE	INTEREST EARNED	
1970	June thru Oct.	133.31	113.06	266.62	226.12	399.93	339.18	533.24	452.24	6.61%
	May	135.33	115.08	270.66	230.16	405.99	345.24	541.32	460.32	6.54%
	Jan. thru Apr.	134.03	113.78	268.06	227.56	402.09	341.34	536.12	455.12	6.51%
1969	Dec.	134.02	113.77	268.04	227.54	402.06	341.31	536.08	455.08	6.51%
	A Nov.	136.07	115.82	272.14	231.64	408.21	347.46	544.28	463.28	6.45%
	A June thru Oct.	135.00	114.75	270.00	229.50	405.00	344.25	540.00	459.00	6.42%
	A May	134.37	114.12	268.74	228.24	403.11	342.36	537.48	456.48	6.41%
	A Jan. thru Apr.	135.70	115.45	271.40	230.90	407.10	346.35	542.80	461.80	6.44%
1968	A Dec.	135.70	115.45	271.40	230.90	407.10	346.35	542.80	461.80	6.44%
	A Nov.	134.97	114.72	269.94	229.44	404.91	344.16	539.88	458.88	6.42%
	AB Sep. thru Oct.	136.18	115.93	272.36	231.86	408.54	347.79	544.72	463.72	6.45%
	AB June thru Aug.	145.68	125.43	291.36	250.86	437.04	376.29	582.72	501.72	6.69%
	AB May	143.37	123.12	286.74	246.24	430.11	369.36	573.48	492.48	6.63%
	AB Jan. thru Apr.	156.29	136.04	312.58	272.08	468.87	408.12	625.16	544.16	6.93%
1967	AB Dec.	156.28	136.03	312.56	272.06	468.84	408.09	625.12	544.12	6.93%
	AB Nov.	155.52	135.27	311.04	270.54	466.56	405.81	622.08	541.08	6.91%
	AB July thru Oct.	154.05	133.80	308.10	267.60	462.15	401.40	616.20	535.20	6.88%
	AB June	154.04	133.79	308.08	267.58	462.12	401.37	616.16	535.16	6.88%
	AB May	153.33	133.08	306.66	266.16	459.99	399.24	613.32	532.32	6.86%

A. NOTES WITH THESE ISSUE DATES HAVE REACHED FINAL MATURITY AND WILL EARN NO ADDITIONAL INTEREST.

B. NOTES WITH THESE ISSUE DATES ARE NO LONGER ELIGIBLE FOR EXCHANGE TO SERIES HH BONDS.

NOVEMBER 1999
INSIST ON PROPER IDENTIFICATION.

Savings Notes

SAVINGS NOTES (FREEDOM SHARES)

REDEMPTION VALUES AND INTEREST EARNED AMOUNTS BY DENOMINATION

DECEMBER 1999

ISSUE YEAR	ISSUE MONTHS	\$25		\$50		\$75		\$100		YIELD FROM ISSUE
		REDEMP. VALUE	INTEREST EARNED	REDEMP. VALUE	INTEREST EARNED	REDEMP. VALUE	INTEREST EARNED	REDEMP. VALUE	INTEREST EARNED	
1970	July thru Oct.	133.31	113.06	266.62	226.12	399.93	339.18	533.24	452.24	6.61%
	June	135.98	115.73	271.96	231.46	407.94	347.19	543.92	462.92	6.56%
	May	135.33	115.08	270.66	230.16	405.99	345.24	541.32	460.32	6.54%
	Jan. thru Apr.	134.03	113.78	268.06	227.56	402.09	341.34	536.12	455.12	6.51%
1969	A Dec.	136.70	116.45	273.40	232.90	410.10	349.35	546.80	465.80	6.47%
	A Nov.	136.07	115.82	272.14	231.64	408.21	347.46	544.28	463.28	6.45%
	A June thru Oct.	135.00	114.75	270.00	229.50	405.00	344.25	540.00	459.00	6.42%
	A May	134.37	114.12	268.74	228.24	403.11	342.36	537.48	456.48	6.41%
	A Jan. thru Apr.	135.70	115.45	271.40	230.90	407.10	346.35	542.80	461.80	6.44%
1968	A Dec.	135.70	115.45	271.40	230.90	407.10	346.35	542.80	461.80	6.44%
	AB Nov.	134.97	114.72	269.94	229.44	404.91	344.16	539.88	458.88	6.42%
	AB Sep. thru Oct.	136.18	115.93	272.36	231.86	408.54	347.79	544.72	463.72	6.45%
	AB June thru Aug.	145.68	125.43	291.36	250.86	437.04	376.29	582.72	501.72	6.69%
	AB May	143.37	123.12	286.74	246.24	430.11	369.36	573.48	492.48	6.63%
	AB Jan. thru Apr.	156.29	136.04	312.58	272.08	468.87	408.12	625.16	544.16	6.93%
1967	AB Dec.	156.28	136.03	312.56	272.06	468.84	408.09	625.12	544.12	6.93%
	AB Nov.	155.52	135.27	311.04	270.54	466.56	405.81	622.08	541.08	6.91%
	AB July thru Oct.	154.05	133.80	308.10	267.60	462.15	401.40	616.20	535.20	6.88%
	AB June	154.04	133.79	308.08	267.58	462.12	401.37	616.16	535.16	6.88%
	AB May	153.33	133.08	306.66	266.16	459.99	399.24	613.32	532.32	6.86%

A. NOTES WITH THESE ISSUE DATES HAVE REACHED FINAL MATURITY AND WILL EARN NO ADDITIONAL INTEREST.

B. NOTES WITH THESE ISSUE DATES ARE NO LONGER ELIGIBLE FOR EXCHANGE TO SERIES HH BONDS.

DECEMBER 1999
INSIST ON PROPER IDENTIFICATION.

Savings Notes

SAVINGS NOTES (FREEDOM SHARES)

REDEMPTION VALUES AND INTEREST EARNED AMOUNTS BY DENOMINATION

JANUARY 2000

ISSUE YEAR	ISSUE MONTHS	\$25		\$50		\$75		\$100		YIELD FROM ISSUE
		REDEMP. VALUE	INTEREST EARNED	REDEMP. VALUE	INTEREST EARNED	REDEMP. VALUE	INTEREST EARNED	REDEMP. VALUE	INTEREST EARNED	
1970	Aug. thru Oct.	133.31	113.06	266.62	226.12	399.93	339.18	533.24	452.24	6.61%
	June thru July	135.98	115.73	271.96	231.46	407.94	347.19	543.92	462.92	6.56%
	May	135.33	115.08	270.66	230.16	405.99	345.24	541.32	460.32	6.54%
	Feb. thru Apr.	134.03	113.78	268.06	227.56	402.09	341.34	536.12	455.12	6.51%
	A Jan.	136.71	116.46	273.42	232.92	410.13	349.38	546.84	465.84	6.47%
1969	A Dec.	136.70	116.45	273.40	232.90	410.10	349.35	546.80	465.80	6.47%
	A Nov.	136.07	115.82	272.14	231.64	408.21	347.46	544.28	463.28	6.45%
	A June thru Oct.	135.00	114.75	270.00	229.50	405.00	344.25	540.00	459.00	6.42%
	A May	134.37	114.12	268.74	228.24	403.11	342.36	537.48	456.48	6.41%
	A Jan. thru Apr.	135.70	115.45	271.40	230.90	407.10	346.35	542.80	461.80	6.44%
1968	AB Dec.	135.70	115.45	271.40	230.90	407.10	346.35	542.80	461.80	6.44%
	AB Nov.	134.97	114.72	269.94	229.44	404.91	344.16	539.88	458.88	6.42%
	AB Sep. thru Oct.	136.18	115.93	272.36	231.86	408.54	347.79	544.72	463.72	6.45%
	AB June thru Aug.	145.68	125.43	291.36	250.86	437.04	376.29	582.72	501.72	6.69%
	AB May	143.37	123.12	286.74	246.24	430.11	369.36	573.48	492.48	6.63%
	AB Jan. thru Apr.	156.29	136.04	312.58	272.08	468.87	408.12	625.16	544.16	6.93%
1967	AB Dec.	156.28	136.03	312.56	272.06	468.84	408.09	625.12	544.12	6.93%
	AB Nov.	155.52	135.27	311.04	270.54	466.56	405.81	622.08	541.08	6.91%
	AB July thru Oct.	154.05	133.80	308.10	267.60	462.15	401.40	616.20	535.20	6.88%
	AB June	154.04	133.79	308.08	267.58	462.12	401.37	616.16	535.16	6.88%
	AB May	153.33	133.08	306.66	266.16	459.99	399.24	613.32	532.32	6.86%

A. NOTES WITH THESE ISSUE DATES HAVE REACHED FINAL MATURITY AND WILL EARN NO ADDITIONAL INTEREST.

JANUARY 2000
INSIST ON PROPER IDENTIFICATION.

Savings Notes

SAVINGS NOTES (FREEDOM SHARES)

REDEMPTION VALUES AND INTEREST EARNED AMOUNTS BY DENOMINATION

FEBRUARY 2000

ISSUE YEAR	ISSUE MONTHS	\$25		\$50		\$75		\$100		YIELD FROM ISSUE
		REDEMP. VALUE	INTEREST EARNED	REDEMP. VALUE	INTEREST EARNED	REDEMP. VALUE	INTEREST EARNED	REDEMP. VALUE	INTEREST EARNED	
1970	Sep. thru Oct.	133.31	113.06	266.62	226.12	399.93	339.18	533.24	452.24	6.61%
	June thru Aug.	135.98	115.73	271.96	231.46	407.94	347.19	543.92	462.92	6.56%
	May	135.33	115.08	270.66	230.16	405.99	345.24	541.32	460.32	6.54%
	Mar. thru Apr.	134.03	113.78	268.06	227.56	402.09	341.34	536.12	455.12	6.51%
	A Jan. thru Feb.	136.71	116.46	273.42	232.92	410.13	349.38	546.84	465.84	6.47%
1969	A Dec.	136.70	116.45	273.40	232.90	410.10	349.35	546.80	465.80	6.47%
	A Nov.	136.07	115.82	272.14	231.64	408.21	347.46	544.28	463.28	6.45%
	A June thru Oct.	135.00	114.75	270.00	229.50	405.00	344.25	540.00	459.00	6.42%
	A May	134.37	114.12	268.74	228.24	403.11	342.36	537.48	456.48	6.41%
	AB Jan. thru Apr.	135.70	115.45	271.40	230.90	407.10	346.35	542.80	461.80	6.44%
1968	AB Dec.	135.70	115.45	271.40	230.90	407.10	346.35	542.80	461.80	6.44%
	AB Nov.	134.97	114.72	269.94	229.44	404.91	344.16	539.88	458.88	6.42%
	AB Sep. thru Oct.	136.18	115.93	272.36	231.86	408.54	347.79	544.72	463.72	6.45%
	AB June thru Aug.	145.68	125.43	291.36	250.86	437.04	376.29	582.72	501.72	6.69%
	AB May	143.37	123.12	286.74	246.24	430.11	369.36	573.48	492.48	6.63%
	AB Jan. thru Apr.	156.29	136.04	312.58	272.08	468.87	408.12	625.16	544.16	6.93%
1967	AB Dec.	156.28	136.03	312.56	272.06	468.84	408.09	625.12	544.12	6.93%
	AB Nov.	155.52	135.27	311.04	270.54	466.56	405.81	622.08	541.08	6.91%
	AB July thru Oct.	154.05	133.80	308.10	267.60	462.15	401.40	616.20	535.20	6.88%
	AB June	154.04	133.79	308.08	267.58	462.12	401.37	616.16	535.16	6.88%
	AB May	153.33	133.08	306.66	266.16	459.99	399.24	613.32	532.32	6.86%

A. NOTES WITH THESE ISSUE DATES HAVE REACHED FINAL MATURITY AND WILL EARN NO ADDITIONAL INTEREST.

FEBRUARY 2000
INSIST ON PROPER IDENTIFICATION.

Savings Notes

Using this file

How to use bookmarks

The thin window on the left side of this file has bookmarks. Here's what they do.

Browse Menu - Activates a menu for browsing each series by month.

>> Next Page - Moves to the next page of values.

<< Prev. Page - Moves to the previous page of values.

Print - Pops up a print box that gives you print choices. From here you can choose pages to print as a Print Range.

All - prints the entire file.

Current page - prints only the page you're viewing.

Pages (From: xx To: xx) - prints a group of pages. You define the group.

From: xx - defines the first page you want to print.

To: xx - defines the last page you want to print.

When you use Pages (From: xx To: xx), you will print every page between the page number you put in the "From:" box and the page number you put in the "To:" box.

Tip: You can use the Browse Menu to determine which pages you want to print. Each series month tells you the pages to print "From:" and "To:"

Click 'OK' when you're ready to print.

Zoom - Pops up a box that lets you change the page magnification.

If you want the contents to appear **larger**, select a **higher** magnification.

If you want the contents to appear **smaller**, select a **lower** magnification.

Each page in this file is initially set to show you the whole page.

Each "zoom" change will change the view for all other pages.

Click 'OK' when you're ready to accept a zoom change.

Help - Displays this page.

Exit - Exits the file.

Browsing this file


Browse Menu - Use this menu to move to the first page of a month for each series.


Click on a month to move to the first page of values for that month and series.


>> Next Page/<< Prev. Page - Use these bookmarks to move to other pages.

Interest earned

Shading in the "Interest Earned" columns tells you a little about your bond's interest earnings. Use the following codes as your guide.

 Bond is currently earning interest.

 Bond is currently earning interest that is eligible for a special tax exemption. The exemption applies to bonds purchased since January 1990. Visit our website to read more about [exemption qualifications](#).

 Bond has **stopped earning interest**. Bond has reached its final maturity.