

Headquarters
United States Forces Korea
Unit #15237
APO AP 96205-5237

United States Forces Korea
Pamphlet 385-2

7 August 2012

Safety

GUIDE TO SAFE DRIVING IN KOREA

***This pamphlet supersedes USFK Pamphlet 385-2, dated 30 May 2007.**

FOR THE COMMANDING GENERAL:

BRIAN T. BISHOP
Major General, USAF
Deputy Chief of Staff

OFFICIAL:



GARRIE BARNES
Chief, Publications and
Records Management

Summary. This pamphlet provides essential information for United States Forces Korea (USFK) personnel operating motor vehicles in the Republic of Korea (ROK).

Summary of Change. This pamphlet has been substantially changed. A full review of its contents is required.

Applicability. This pamphlet applies to all USFK personnel operating motor vehicles in the ROK.

Supplementation. Supplementation of this pamphlet and issuance of command and local forms by subordinate commands is prohibited without prior approval of the Commander, USFK Command Safety Office (FKSF), Unit #15237, APO AP 96205-5237.

Forms. USFK Forms are available at <http://www.usfk.mil/>.

Records Management. Records created as a result of processes prescribed by this regulation must be identified, maintained, and disposed of according to AR 25-400-2. Record titles and descriptions are available on the Army Records Information System website at: <https://www.arims.army.mil>.

Suggested Improvements. The proponent of this regulation is the USFK Command Safety Office (FKSF). Users are invited to send comments and suggested improvements on DA Form 2028 (Recommended Changes to Publications and Blank Forms) to the USFK Command Safety Office (FKSF), Unit #15237, APO AP 96205-5237.

Interim Changes. Interim changes to this pamphlet are no official unless authenticated by the Command Safety Office. Users will destroy interim changes on their expiration date unless sooner superseded or rescinded.

Distribution. Electronic Media Only (EMO).

CONTENTS

Chapter 1

Introduction, page 1

- 1-1. Purpose
- 1-2. References
- 1-3. Explanation of Abbreviations

Chapter 2

Vehicle Safety Inspection Requirements, page 1

Chapter 3

Driver Licenses, page 2

Chapter 4

Driving Rules, page 2

- 4-1. Traffic Signals and Directions
- 4-2. Traffic Lanes
- 4-3. Right-of-Way
- 4-4. Speed Limits
- 4-5. Passing
- 4-6. Driving through Intersections
- 4-7. Vehicle Lights
- 4-8. Driver Responsibilities
- 4-9. Parking
- 4-10. Passenger and Cargo Limitations

Chapter 5

Special Provisions for Expressway Driving, page 15

- 5-1. Rules for Travel
- 5-2. Vehicle Breakdown
- 5-3. Drivers Responsibilities on The Expressway

Chapter 6

Traffic Accidents, page 16

- 6-1. Korean Motor Vehicle Laws
- 6-2. Procedures after An Accident

Chapter 7

Additional Requirements for Military Vehicles, page 18

- 7-1. Vehicle Movement
- 7-2. Highway Condition Codes
- 7-3. Maximum USFK Vehicle Speed Limits (USFK Reg 190-1)
- 7-4. Traffic Point System

CONTENTS (Cont)

Chapter 8

Motorcycle and Bicycle Safety Rules and Devices, *page 20*

8-1. Motorcycle/Moped

8-2. Bicycle Safety

Appendixes, *page 22*

A. Korean Road Traffic Signs

B. Driver's Assistance Request

Table List

4-1. Approximate Equivalents of Common Measurements Used in Driving, *page 9*

Figure List

4-1. Traffic Signal, *page 3*

4-2. Example of Improper Lane Change 1, *page 4*

4-3. Example of Improper Lane Change 2, *page 4*

4-4. Use of Directional Signal (City Driving), *page 5*

4-5. Bus Lane, *page 6*

4-6. Unprotected Left Turn, *page 6*

4-7. Lane by the Type of Vehicle, *page 7*

4-8. Right-of-Way (Descending Vehicle), *page 8*

4-9. Right-of-Way (Loaded Vehicle), *page 8*

4-10. Speed and Force of Impact, *page 9*

4-11. Prohibited Passing, *page 10*

4-12. Traffic Sign – Do Not Pass, *page 10*

4-13. Crosswalk, *page 12*

5-1. Use of Directional Signal (Highway Driving), *page 15*

5-2. Location of Warning Sign, *page 15*

Glossary, *page 29*

Chapter 1 Introduction

1-1. Purpose

This pamphlet provides essential information for United States Forces Korea (USFK) personnel operating motor vehicles in the Republic of Korea (ROK).

1-2. References

- a. USFK Regulation 201-1, Environmental Governing Standards
- b. USFK Regulation 190-1, Motor Vehicle Traffic Supervision
- c. Korean Road Traffic Laws

1-3. Explanation of Abbreviations

Abbreviations used in this pamphlet are listed in the glossary.

Chapter 2 Vehicle Safety Inspection Requirements

All Private Owned Vehicles (POVs) will undergo a safety inspection--

a. All POVs will undergo a safety inspection before registration. Vehicle Emission Testing will be incorporated as a component of the Safety Inspection IAW USFK Regulation 201-1, paragraph 2-3g. The POVs will be inspected each time the vehicle is re-registered, unless otherwise exempted by this regulation. Vehicles not complying with this regulation will not be registered or issued a USFK Vehicle Registration Decal until necessary repairs are made.

b. Before registration, POVs must pass a safety inspection conducted within the last 30 days, at a facility designated by the United States (U.S.) Army Area Commander or United States Air Force (USAF) Support Group Commander and at least biennial from date of initial registration. Invited contractors, their U.S. and third-country national employees, and their family members must obtain a vehicle inspection certificate issued by the ROK Government in lieu of the safety inspection.

c. Vehicle inspection facilities will inspect POVs in accordance with (IAW) the vehicle standards in this regulation and for general mechanical fitness and safety. Vehicles must be equipped with a warning device (warning triangle or traffic flares) prior to registration. Vehicles requiring repair will be provided an inspection certificate stamped "REJECTED". This certificate will show any required repairs and that re-inspection must be done within 15 days. An additional 30 days may be granted on a one-time basis in accordance with procedures established by the Area Commander.

d. The safety inspection of the POV will be conducted during the same month as the initial inspection. Inspection certificates will remain with the vehicle except to present it to the Vehicle Registration Office for re-registration.

Chapter 3 Driver Licenses

All Status of Forces Agreement (SOFA) members of USFK-

a. All SOFA members of USFK military, the civilian component (including technical representatives), and their family members who drive POVs on U.S. installation and in the ROK must possess a USFK Form 134EK. The aforementioned personnel must also possess a valid U.S. state driver's license, ROK driver's license or international driver's license permit prior to issuance of a USFK 134EK.

USFK Invited Contractor and USFK third-country national employees and their family members are authorized, but not required, to obtain a USFK 134EK as long as they are first in possess of a ROK driver's license or valid international driver's permit prior to issuance of a USFK Form 134EK. (Ref USFK Reg 190-1)

b. The USFK 134EK is valid for—

(1) Military and their family members, Department of Defense (DOD) civilians and their family members, and technical representatives and their family members - Five (5) years.

(2) Invited contractors (including third-country national employees) and their family members - Until DEROS established by contract or termination of contract, whichever comes first.

(3) Chauffeurs - same as sponsor.

Chapter 4 Driving Rules

4-1. Traffic Signals and Directions

a. Drivers must obey traffic signals and directions.

(1) Drivers must obey signal lights, traffic signs, and directions given by a traffic police officer or assistant traffic controller.

(2) When a police officer is directing traffic, drivers should follow the hand signals or the flashlight signal by the police officer even if they are contradictory to traffic signals. Manual control by the police takes priority.

b. Traffic signal lights and their meaning.

(1) Red signal -

(a) Vehicles must come to a complete stop before reaching the stop line, pedestrian crosswalk, or intersection.

(b) A vehicle may turn right, provided it will not interfere with a pedestrian or right-of way vehicle.

(2) Yellow signal - A driver must come to a complete stop before reaching the stop line, a pedestrian crosswalk, or an intersection. If a driver is already in the intersection, he or she must proceed as quickly as possible when safe.

(3) **Green signal** - Driver may either go straight ahead or turn right.

“No left turn may be made unless otherwise directed”

(4) **Green arrow signal** - Driver may go in the direction of the green indicator.

(5) **Lane direction and control signals** - when lane direction control signals are placed over separate lanes of a street or highway, vehicular traffic may travel in any lane over which a green signal is lighted but will not enter or travel in any lane where a red signal is displayed.

(6) **Reversible Lane Signals** - Within certain areas of major cities, the overhead X and downward arrow signal devices are used where the direction of heavy traffic volume changes during certain peak hours of the day. These signals override the lane marks/centerline on the pavement.

(a) Red X Light - Vehicles will not use the lane shown with red X signal.

(b) Green Downward Arrow - Vehicles may proceed in the lane shown with green arrow light.

(7) **Flashing red (stop signal)**. Drivers of vehicles must stop at the marked stop line. If there is no line, a stop must be made before entering the crosswalk on the near side of the intersection, or at the point nearest the intersecting roadway where the driver has a view of approaching traffic on the intersecting roadway. The right to proceed is subject to the rules applicable after making a stop.

(8) **Flashing yellow (caution signal)**. Drivers of vehicles may proceed through the intersection while exercising due caution.

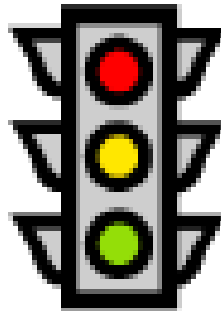


Figure 4-1. Traffic Signal

4-2. Traffic Lanes

a. When traffic lanes are marked, drivers must stay in the lane for the type of vehicle is permitted. Drivers may not drive over the lane divider line.

b. Examples of improper driving involving traffic lane markings are -

- (1) Violation of lane usage.
- (2) Straddling the lane divider line.



Figure 4-2. Example of Improper Lane Change 1

- (3) Zigzagging over the lane divider.
- (4) Changing lanes suddenly.

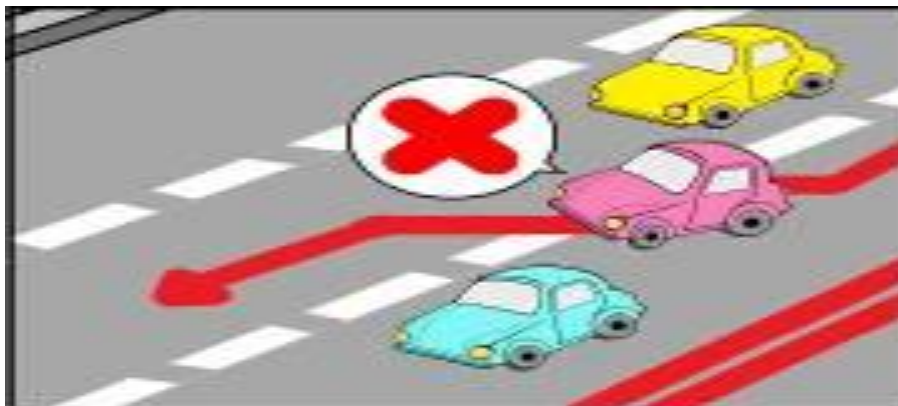


Figure 4-3. Example of Improper Lane Change 2

- (5) Squeeze play.
- (6) Crossing multiple lanes.
- (7) Changing lanes where prohibited. Yellow dotted or solid lines are centerlines. Vehicles may not cross the solid lines. Where solid and dotted lines are shown together, a vehicle on the

side of dotted lines may cross the lines to pass. White dotted or solid lines are lane dividers. A vehicle may not cross a solid lane divider to change lanes.

c. Changing lanes -

(1) Drivers must use directional signal at least 30 meters prior to turning (100 meters on the expressway).

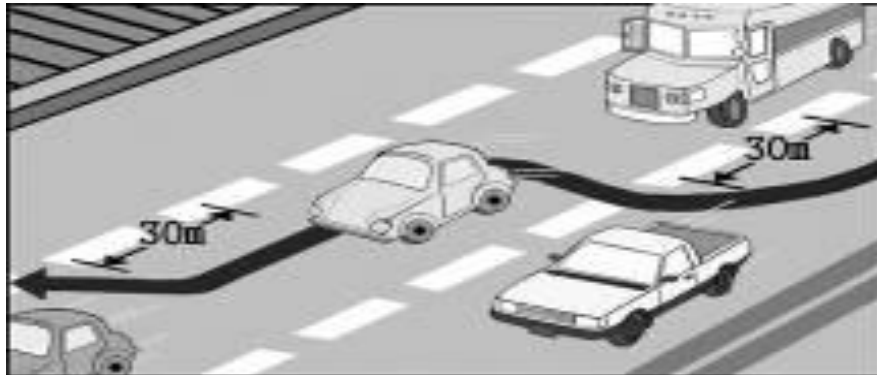


Figure 4-4. Use of Directional Signal (City Driving)

(2) Drivers must not change directions where prohibited by traffic signs.

(3) Changing lanes is prohibited when--

- (a) There is insufficient distance to do so safely.
- (b) Within 70 meters from the stop line at an intersection.

d. Bus lane:

(1) The bus lane (in cities) has been established to limit traffic. It is marked by a blue line and it designates a lane to be used only by buses. Supplemental signs normally show the time when no vehicles other than buses will travel in the lane. At intersections the bus lane will have a broken or dash lines, vehicles other than buses may enter this bus lane to make a right turn or to immediately exit the main street.

(2) **Median (center) bus lane in Seoul** is marked in red around the bus stop areas only and it designates a lane to be used only by buses 24 hours a day. **Do not use this lane for any reason. Drivers can only make U-turns at intersections where designated signs are posted. Caution should be exercised around bus lanes as the buses will be traveling at a much higher rate of speed than normal city traffic.**

(3) Bus lanes on the Gyeongbu expressway (Highway #1) have been designated to be used only by buses and 9-passenger vans having at least 6 passengers. It is marked by a blue line.



Figure 4-5. Bus lane

e. Unprotected left turns.

(1) An unprotected left turn is allowed only where the pertinent sign is installed.

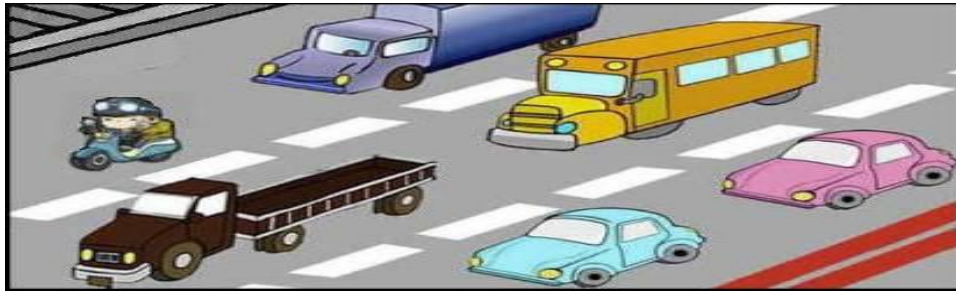
(2) An unprotected left turn is allowed when your signal is green and when there is sufficient clearance between you and the opposing traffic.



Figure 4-6. Unprotected left turn

f. U-turns. Drivers will not drive on or cross the median unless specifically authorized. U-turns are prohibited on divided highways, expressways, and other places so designated.

g. A vehicle must travel over the lane designated by the type of vehicle. The example given below is a road with 3 lanes (one-way).



	1st Lane	Sedans, station wagons, 1.5 ton and below pickup trucks and vehicles of similar design and function.
3 Lanes (One-way)	2nd lane	Sedans, station wagons, 1.5 ton and over, pickup trucks, trucks, and buses.
	3rd lane	Motorcycles, bicycles, carts, and trucks towing trailers or other construction trucks.

Figure 4-7. Lane by The Type of Vehicle

NOTE: First lane (closest to the center line) then number to the right curb.

4-3. Right-of-Way

a. When an authorized emergency vehicle approaches, with a siren or a flashing light **on** post, or siren **and** flashing light **off** post, all traffic is required to yield the right-of-way by moving as far to the right or far left side of the road as possible (depends upon your location) and stopping until the emergency vehicle has passed. However, ensure you don't stop at the intersection. Remember it is normal in off post traffic for On-Duty Emergency vehicles to travel with their emergency lights on.

b. Right-of-way laws define who has the right of way. **NEVER INSIST ON TAKING THE RIGHT-OF-WAY.** Wait until it is yielded to you. All drivers have a moral and legal responsibility to avoid a collision. Courtesy and cooperation among drivers helps prevent accidents and makes driving more pleasant.

c. At intersections without STOP or YIELD signs or traffic signals--

(1) The first vehicle in the intersection should be allowed to go ahead.

(2) If two drivers reach an intersection from different streets at the same time, the driver of the vehicle on the left must give the right-of-way to the vehicle on the right.

(3) When you see a vehicle crossing or beginning to cross the road you are driving on, slow down, prepare to stop, and let it go ahead.

d. Yield the right-of-way to faster moving vehicles. Regardless of the speed at which you are traveling, you must not obstruct another driver so he cannot pass. When driving on a roadway wide enough for more than one line of vehicles in your direction of travel, you must move out of the left hand lane when another vehicle is close behind you and trying to pass. Vehicles which must

move at slower speeds must travel in the lane farthest to the right or in a lane marked for them by signs.

e. Right-of-way is defined by road condition.

(1) On a narrow inclined road, the descending vehicle has right-of-way. Ascending vehicle must pull over to the right.



Figure 4-8. Right-Of-Way (Descending Vehicle)

(2) On a narrow road, a vehicle with passengers or cargo has the right-of-way. Unloaded vehicle must pull over the right.

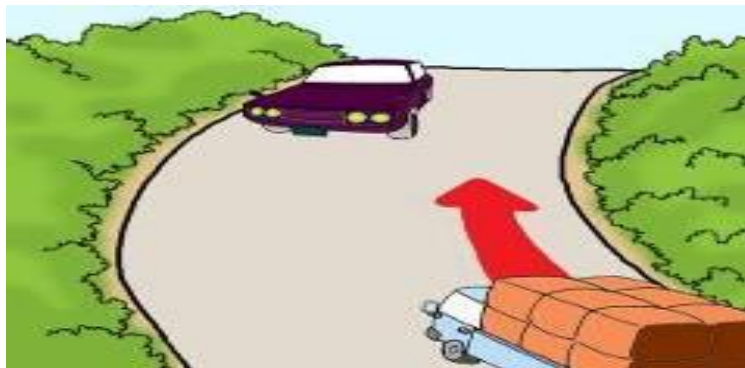


Figure 4-9. Right-Of-Way (Loaded Vehicle)

4-4. Speed Limits

a. Speed limits in this paragraph do not apply to official USFK vehicles. (See chapter 7 for official USFK vehicle speed limits.) Speed limits established by the law must be observed. Often the speed limit is set by individual traffic signs. When these signs are used, the posted speed limits must be observed.

(1) Speed reduction during inclement weather. Vehicle operator should reduce speed by 20 to 50 percent when driving in snow, fog, ice, or rain.

(2) Speed and force of impact. (Pictorial comparison)

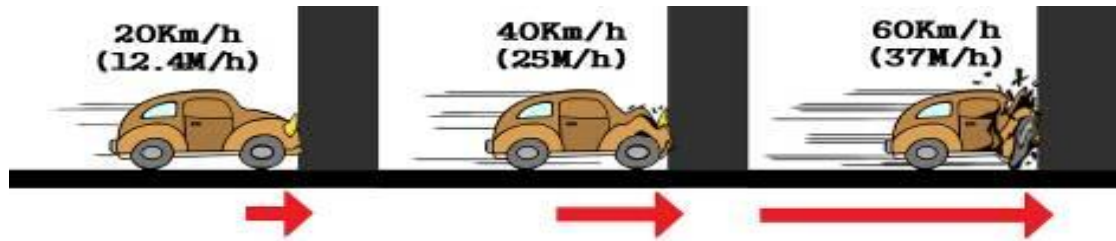


Figure 4-10. Speed and Force of Impact

b. Metric System. The metric system is used in Korea. Speed limit or distance is shown in meters or kilometers rather than feet or miles. For a quick mental conversion, multiply kilometers by .6 for approximate miles, or multiply miles by 1.6 for approximate kilometers (e.g., 40 km x .6 = 24 miles, or 30 miles x 1.6 = 48 kilometers). The table below shows approximate equivalents of common measurements used in driving.

**Table 4-1
Approximate Equivalents of Common Measurements Used in Driving**

FEET	METERS	MILES	KILOMETERS
1	0.3048	1	1.6093
10	3	10	16
15	4.6	15	24
100	30	19	30
200	61	25	40
300	91	31	50
400	122	37	60
500	152	43	70
		50	80
		55	88
		62	100
		68	110

4-5. Passing

a. Method of passing.

(1) To alert vehicles ahead, driver must indicate in advance the intention to pass.

(2) Driver must pass to the left of a vehicle traveling in the same direction. Safe passing must be accomplished after insuring adequate clearance and the speed of vehicles in front of, to the rear of, and on-coming traffic.

b. Places where passing is prohibited.

- (1) On or near the top of steep grades.
- (2) On curves.



Figure 4-11. Prohibited Passing

- (3) Descending lane on a steep incline.
- (4) Inside a tunnel.
- (5) Intersections.
- (6) Where prohibited by traffic signs.



Figure 4-12. Traffic Sign – Do not Pass

4-6. Driving through Intersections

a. Method of entering.

(1) Vehicles turning right must first move slowly to the lane nearest the right hand curb.

(2) Vehicles turning left must do so from the left hand edge of the lane closest to the centerline and from the center point of the intersection.

(3) Vehicles turning or going straight must move slowly to the appropriate lane at least 70 meters prior to the white line at the intersection.

b. Pedestrians. Pedestrians have the right-of-way at intersections and marked pedestrian crosswalks.

(1) Drivers will yield to pedestrians crossing at green crossing signals.

(2) Drivers will yield to pedestrians crossing the road at or near intersections where traffic is not being controlled.

c. Extreme caution must be employed when entering into intersections after a traffic signal has changed from red to green.

4-7. Vehicle Lights

a. Requirements.

(1) Vehicles must have headlights, clearance lights, taillights, and license plate light lit when driving at night. (Night is defined as a half hour after sunset until a half hour before sunrise.)

(2) When objects cannot be seen within 100 meters during the day due to inclement weather, lights must be turned on the same as if driving at night. When driving through fog, it is best to use low beams.

b. Use of low beams.

(1) When traveling through a high density traffic area at night, low beams must be continuously used.

(2) When encountering on-coming traffic at night, dim the headlights to prevent other drivers from being blinded.

(3) When a vehicle is stopped or parked on the roadway at night, parking lights or clearance lights must be on.

4-8. Driver Responsibilities

a. Drivers are responsible to abide by Korean Law and posted speed limits and restrictions. Speed limits and designated bus lane established by the law must be observed.

b. According to USFK Regulation 190-1, paragraph 2-4, and its rule titled: "Implied Consent to Blood, Breath or Urine Tests", Persons who operate a motor vehicle, motorcycle, moped or bicycle on a military installation/garrison automatically give their consent to chemical tests for alcohol or drug content of their blood, breath or urine. It is implied that, if lawfully stopped, apprehended or cited for an offense committed while driving or in control of a motor vehicle, motorcycle, moped or

bicycle, the individual has given "implied consent" to the search of his/her person. An individual's refusal under the "Implied Consent" provision will automatically result in a one-year revocation of driving privileges.

c. Splashing. When driving in wet areas, drivers must not splash mud or water on pedestrians.

d. Protection of children and the blind. When an unaccompanied child or a blind person with a white cane is walking on the road, the vehicle must come to a complete stop.



Figure 4-13. Crosswalk

e. Protection of pedestrians at crosswalks. When a pedestrian is in a crosswalk, vehicles must stop completely. Slow down and prepare to stop when approaching a stopped or parked vehicle near a crosswalk. Pedestrians may be crossing in front of the stopped or parked vehicle.

f. On U.S. Installations: Do not pass or overtake a school bus or shuttle bus when buses are loading or unloading passengers, as indicated by flashing lights or directed observation. Vehicles traveling in either direction of a stopped school bus/shuttle bus must stop.

g. Driver attendance. When leaving a vehicle, drivers must make sure that the motor is turned off, the parking brake is set, and the vehicle is locked so that it cannot be driven by another person.

h. Use of horns. The use of horns is prohibited in designated areas within major cities.

i. Alcohol and drugs. Driving while under the influence of drugs or alcohol is prohibited. The legal limit of intoxication is 0.5mg (0.05%) or more of alcohol per 1ml of blood.

j. Safety restraint usage.

(1) All occupants of Government-owned vehicles, privately owned vehicles used for official business, or any vehicle operated on a Federal installation, will wear manufacturer-installed restraint systems.

(2) All USFK personnel will wear manufacturer-installed restraint systems at all times while driving or riding in a POV, both on and off any USFK installation.

(3) Individuals will not ride in seats from which manufacturer-installed occupant restraint systems have been removed or rendered inoperative.

(4) Drivers are responsible to have front and rear seat passengers wear seat belts.

(5) No vehicle operator will transport an infant/child under 4 years of age and/or under 45 pounds without being properly secured in an infant/child restrain device (car seat). If either requirement (age or weight) is not met, then the infant/child must be transported in a car seat.

k. Distractions:

(1) Vehicle operators must pay strict attention while driving. As such, vehicle operators are prohibited from the wear of commercial headsets/headphones or earplug radios. Drivers should not eat or smoke while driving.

(2) Vehicle operators are restricted from using a Mobile Personal Electronic Device (MPED) on or off military installations such as a hand held cellular phones, I-Phone, Balckberry, Personal Digital Assistant (PDA), or other similar devices for the specific purpose of sending or reading text or e-mail messages while driving unless the vehicle is safely parked or they are using a hands-free device. Earphones versions of hand free devices are prohibited.

(3) Vehicle operators are prohibited from watching entertainment media capable devices, such as but not limited to video machines, while the vehicle is in motion. An entertainment media capable device is defined as having a device displaying videos or video feed visible to the vehicle driver that may distract the driver from paying full attention while driving. This means that in car dash mounted, in dash, or portable devices displaying anything other than a navigation mapping system are prohibited to be viewed by the driver while they are driving. (This is inclusive of GPS devices mounted on the dash board or in the dash that are also equipped with multi-media players where the driver can watch TV, Video, DVD Recordings, or other visual media other than a navigational map while the vehicle is in operation.)

4-9. Parking

a. Illegal parking significantly contributes to congestion and impedes the traffic flow on and off military installations. All persons who have registered a vehicle are responsible for the proper use of that vehicle, including parking. Accordingly, any individual whose registered vehicle has accumulated more than two DD Form 1408 (Armed Forces Traffic Ticket) for parking violations during a 60-day period may have his/her driving privileges suspended for a period of up to six months at the discretion of the installation commander. .

b. Prohibited parking. Except when necessary to avoid conflict with other traffic or to comply with law or the direction of law enforcement personnel or an official traffic control device, no person will park a vehicle--

(1) On a sidewalk.

(2) In a crosswalk.

(3) In front of driveways.

(4) On a bridge or other elevated structure upon a roadway.

(5) Within a highway tunnel.

(6) On railroad or streetcar tracks.

- (7) At any place narrow enough to make passing difficult, dangerous, or impossible.
- (8) On a roadway or shoulder within 100 feet (30 meters) of the crest of a hill.
- (9) Beside another vehicle parked parallel to the curb or on a roadway shoulder.
- (10) Where official signs prohibit parking, where installation signs reserve parking, when the curbing is painted yellow, or when the roadway is marked in yellow or white.
- (11) Within 20 feet (6 meters) of a fire hydrant, crosswalk, bus stop or intersection.
- (12) Within 20 feet (6 meters) of a driveway to any fire station or similar emergency facility, on the side of the street opposite the entrance to any fire station or similar emergency facility, or within 75 feet (23 meters) of the entrance.
- (13) Within 30 feet (9 meters) of the approach to any flashing signal, stop sign, yield sign, or traffic control signal located at the side of the roadway.
- (14) On a grassed or seeded area on U.S. military installations unless directed by proper authority.
- (15) Stop, park, or leave a vehicle attended or unattended where it is prohibited. In any event, an unobstructed width of the highway opposite a vehicle must be left for the free passage of other vehicles, and a clear view of the stopped vehicle must be available from a distance of 200 feet (60 meters) in each direction.

4-10. Passenger and Cargo Limitations

- a. Passenger limitation. The number of passengers will not exceed the designated seating capacity.
- b. Cargo limitation.
 - (1) Do not exceed manufacturer's recommended cargo weight limitation of the vehicle.
 - (2) Contents of the cargo should not extend beyond one tenth of the vehicle length.
 - (3) Width of cargo should not block or impair the rearview mirror.
- c. Warning signs for cargo that exceeds the length limit.
 - (1) Daylight. A red cloth, 30cm x 50cm or larger, must be affixed to the farthest protruding edge.
 - (2) Night time. A light or reflector must be fastened to the farthest protruding edge.

Chapter 5
Special Provisions for Expressway Driving

5-1. Rules for Travel

a. Right-of-way.

- (1) An emergency vehicle has the right-of-way.
- (2) A vehicle already on the expressway has the right-of-way.

b. Passing.

(1) When passing, drivers must turn on the directional signal, and then pass safely using the left lane (passing lane). Upon completion of passing, he must return to the traveling lane using the right turn signal.

(2) The following figure depicts the use of directional signals when passing. When passing on the expressway, directional signals are used to indicate a change, either to enter the passing lane or the traveling lane. When in the passing lane, the directional signal must be turned off.

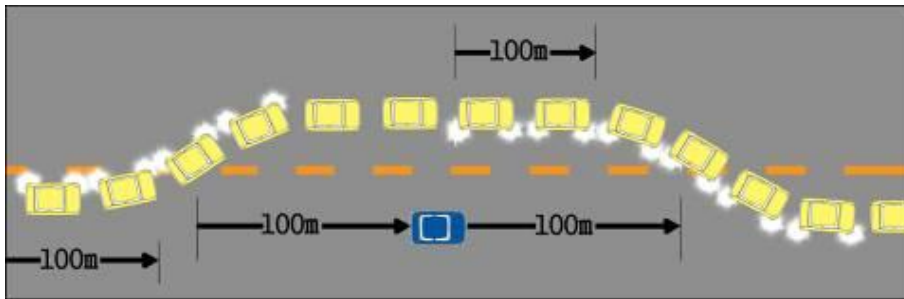


Figure 5-1. Use of Directional Signal (Highway Driving)

5-2. Vehicle Breakdown

When a vehicle is disabled and unable to travel on the expressway, move the vehicle to the right side of the roadway and place a triangular warning sign 100 meters (daylight) and 200 meters (night time) or more behind the vehicle. Turn on the vehicle's hazard lights (flashers) to provide additional visibility. Flashers may also be used by other motorists to warn of emergency conditions (accident on or near the roadway, disabled vehicle, etc.) Flashers must be visible up to 500 meters.

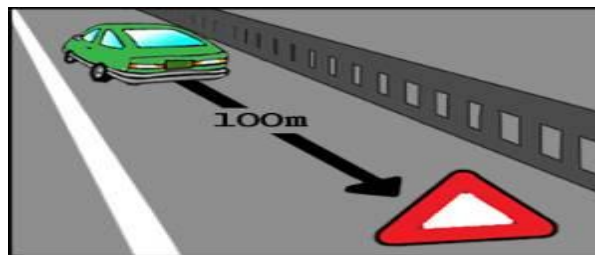


Figure 5-2. Location of Warning Sign

5-3. Drivers Responsibilities on The Expressway

- a. Drivers will ensure their passengers wear installed seatbelts.
- b. Warning devices (warning triangular or traffic flares) must be carried at all times including expressway traveling. (Exception: Vehicles carrying flammable or explosive materials will not use or carry flares.)
- c. If you travel on the Kyongbu expressway (Highway #1) observe the bus lane rule. The bus lane is reserved for the buses and the 9-passenger vans with minimum 6 personnel on board. See paragraph 4-2d, bus lane, for further information.
- d. Don't drive along the side or shoulder of the expressway and be aware of stalled and emergency vehicles in this area.
- e. Slow down when going in and out of a tunnel because your vision needs to adjust to the change in lighting.
- f. Maintain a safe distance between your car and any car in front of you. Allow at least one car length for each 10 MPH / 16 KPH (e.g., three car lengths if you are driving 30 MPH / 48 KPH). Apply the "3-Second Rule".
- g. When you are in need of help from a Korean, and you cannot communicate, use Appendix B of this pamphlet to point out the messages you wish to convey.

Chapter 6 Traffic Accidents

6-1. Korean Motor Vehicle Laws

a. All USFK members, including military members, DOD civilians, and family members, are subject to Korean motor vehicle laws. Korean law requires that the driver of a motor vehicle exercise a high degree of care to avoid an accident. A driver who fails to exercise that duty of care and causes an accident is subject to civil and criminal liability.

b. Criminal liability:

(1) Under Korean criminal law, any driver of a motor vehicle is considered a professional driver. Consequently, a driver involved in an accident resulting in death or injury may be found guilty of occupational negligence and subject to imprisonment for a maximum of five (5) years or a fine of 20 million Won. If a driver flees the scene of an accident, the penalty is increased and could result in imprisonment for life.

(2) Under a special statute, a driver found at fault in an accident resulting in injuries or property damage may be relieved from criminal liability if the driver enters into a private settlement agreement or has an open-ended comprehensive insurance policy covering bodily injuries and property damage without a limit. However, in the following cases, drivers are not relieved from criminal liability, whether or not they enter into a settlement agreement or hold an open-ended comprehensive insurance policy:

(a) Causing a fatal accident.

(b) Leaving the accident scene without taking necessary measures to aid an injured person.

(c) Violating a traffic signal or an instruction by a police officer.

(d) Crossing a center-dividing line, making an unauthorized U-turn or initiating an unlawful backing maneuver.

(e) Exceeding the speed limit by 20 kilometers per hour.

(f) Passing in an unsafe or illegal manner.

(g) Violating railroad crossing procedures.

(h) Disregarding driver's duties to protect pedestrians at crosswalks.

(i) Driving without a driver's license.

(j) Driving under the influence of alcohol or drugs.

(k) Trespassing on the separated sidewalk or improper crossing.

(l) Neglecting duties to protect passengers from falling out of vehicles.

c. **Civil Liability:** A driver is liable for any deaths, personal injuries and all property damage resulting from an accident for which the driver is responsible. Entering into a private settlement agreement, however, is a mechanism for resolving the matter between the parties rather than relying upon the courts to do so. As explained above, civil liability is closely connected to criminal liability because a private settlement may also relieve the driver from criminal liability, except when there are aggravating circumstances as described in paragraph 6-1b above. Even when the driver is not relieved of criminal liability, a private settlement could still significantly reduce the criminal penalty.

d. Sufficient insurance is essential for protection from both civil and criminal liability.

6-2. Procedures after an Accident

a. Driver responsibilities.

(1) Stop immediately.

(2) Aid the injured and take other necessary emergency measures.

(3) Report the following information to the nearest police officer:

(a) Location, time, and date of accident.

(b) Degree of injuries, to include fatalities.

(c) Type and degree of property damage.

(d) Other necessary information.

(4) Document the scene with photographs if possible. Recommend carrying a camera or cell phone camera.

b. A police officer may order drivers to do the following:

(1) Aid the injured.

(2) Remain at the scene of the accident if needed to prevent traffic hazards.

(3) Take other measures necessary for maintenance of traffic safety.

c. Drivers leaving the scene of the accident without taking necessary actions will be subject to severe punishment.

d. If you encounter language problems with Koreans involved, show your USFK FL 1EK (HQ USFK SOFA card) or appendix B of this pamphlet, and point out items that you desire to express.

Chapter 7

Additional Requirements for Military Vehicles

7-1. Vehicle Movement

a. Road clearances. When there is any question of road clearance, or in the absence of a sign indicating measured clearance (width and height), the driver will stop the vehicle and determine if there is sufficient clearance for the vehicle and its load before attempting to negotiate an underpass, highway, or bridge.

b. Toll booths. All drivers of military vehicles will come to a complete stop at all toll booths upon entry and exit from expressways and toll roads.

c. Eating, drinking, or smoking. Drivers of **military** vehicles will not eat, drink, or smoke while operating a vehicle.

d. The wearing of portable headphones, earphones, or other listening devices while operating a motor vehicle, on or near the roads and streets of the installation is prohibited while the vehicle is operating.

e. The use of cell phones. Personnel subject to USFK Reg 190-1, MOTOR VEHICLE TRAFFIC SUPERVISION, are restricted from using hand held cellular phones while operating a motor vehicle on or off military installations. Use of a cellular phone utilizing the hands free operation is authorized. A hands free device is a speaker that is audible from within the vehicle compartment. Earphones or headphones have the potential to cause the driver to be unable to hear approaching emergency vehicles and therefore are not authorized for use while driving or operating any vehicle.

7-2. Highway Condition Codes

Highway conditions are color coded as follows:

a. **Green** - road conditions are normal.

b. **Amber** - only vehicles essential for official business will be allowed to exit the installation.

c. **Red** - only vehicles on emergency missions are authorized to exit the installation. An emergency mission is one which meets one or more of the following:

- (1) Protection of life and property.
- (2) Emergency road repair crews or communication repair crews.
- (3) Military police missions.
- (4) Transportation regulating missions.

d. **Black** - road is not passable.

NOTE: Information on current road conditions can be obtained at <http://www.usfk.mil>.

e. Highway Condition Codes and Installation Traffic Codes. Highway condition codes pertain to MSR and ASR roads. Installation traffic codes pertain to the overall road network on an installation.

7-3. Maximum USFK Vehicle Speed Limits (USFK Reg 190-1)

* Vehicle operators will not drive at a speed greater than is reasonable or prudent under the road and weather conditions and with regard to the actual and potential hazards. The maximum speed limits are shown below. Military vehicles operators will not exceed maximum speed limits.

- | | |
|--|------------------------------|
| a. When passing a marching unit-- | 10 MPH / 16 KPH |
| b. On military installations-- | |
| (1) Residential Areas | 15 MPH / 24 KPH |
| (2) School Zones (when yellow flashing light on) | 15 MPH / 24 KPH |
| (3) Parking Area | 5 MPH / 8 KPH |
| (4) Maximum speed limit (unless posted otherwise) | 25 MPH / 40 KPH |
| c. Off-Military Installations-- | |
| (1) Within a city, community, or built-up area | 35 MPH/56 KPH (or as posted) |
| (2) Outside a city, community, or built-up area | 40 MPH/64 KPH (or as posted) |
| (3) School Zones | 20 MPH / 32 KPH |
| d. On expressways and toll roads-- | |
| (1) For sedan type military vehicles, the speed limit will be as posted. | |

(2) Tactical vehicle -- 40MPH / 64KPH

(3) All other military vehicles are considered cargo vehicles and speed limit for these types of vehicles is 50 MPH / 80 KPH regardless of the time of day.

7-4. Traffic Point System

a. USFK Reg 190-1, Appendix C describes Points Assessment for Moving Traffic Violations and applies to all military personnel, civilians, contractors, and their family members.

b. The revocation authority will immediately suspend the driving privileges of an individual who commits a serious driving offense (defined as an offense assessed more than 3 points under AR 190-5/OPNAV 11200.5C/AFR 31-204/MCO 5110.1C/DLAR 5720.1) while awaiting adjudication.

c. Individuals whose driving privileges are suspended or revoked, to include those individuals with an accumulation of 12 traffic points within 12 consecutive months or 18 traffic points within 24 consecutive months, will be notified in writing through official channels. Revocation based on traffic points will be for a minimum of six months. The unit's Master Driver will certify that the remedial driving has been completed and report this information to the Unit Commander.

d. Points assessed against an individual will remain in effect for point accumulation for a consecutive 24-month period or until separation from the service. This does not include cases involving immediate reenlistment, change of component, military retirement, or continuation of SOFA registration as a civilian employee of the U.S. Armed Forces in the ROK. Extension of tours by civilian and military personnel does not constitute separation from the service or termination.

e. Military members must attend remedial driver's training upon the accumulation of six or more traffic points in six months.

Chapter 8 Motorcycle and Bicycle Safety Rules and Devices

8-1. Motorcycle/Moped

a. Personnel who operate motorcycles/mopeds (regardless of engine size) on a public street or highway must be licensed IAW USFK Reg 190-1, Chapter 2.

b. While operating any of above modes of travel, safety must be exercised at all times. Compliance with ROK motorcycle standards is mandatory. Refer to USFK Reg 190-1, Appendix B-19, Special Rules for Motorcycles.

c. Motorcycles will not be operated on Korean expressways or prohibited highways.

d. All motorcycles/mopeds regardless of engine size must be registered at the Area Vehicle Registration Office. All motorcycles/mopeds must have headlights on at all times when operating.

e. Motorcycles/mopeds operators will wear:

(1) Safety Helmet certified to meet Department of Transportation (DOT) standards properly fastened under the chin.

(2) Shatterproof eye protection. Plastic or hardened safety glasses, wraparound glasses, goggles, or a full-face shield are required even if the motorcycle/moped is equipped with a windshield. Non-safety prescription glasses and sunglasses are not considered suitable eye protection.

(3) Full-fingered gloves.

(4) Sturdy footwear that provides over the ankle coverage of the foot.

(5) Full-length trousers and long-sleeved shirt or jacket.

(6) High-visibility outer upper-body garments are strongly encouraged. Reflective vests or belts are encouraged at all times when riding and reflective clothing is strongly encouraged for night time travel. Outer upper-body garment should be clearly visible and uncovered at all times.

NOTE: If a backpack is worn, a reflective vest needs to cover the backpack to provide the visibility to the drivers from behind.

f. Motorcycles, regardless of engine size, used exclusively for off-road sporting and recreational purposes are not classified as a POV. These vehicles will never be operated on a public street or road.




















g. Mopeds are two-wheeled motorized vehicles with an engine size of 49 cubic centimeters and below. All mopeds are required to be registered on base, will be issued a license plate by the ROK and display a USFK Vehicle Decal. Note in order to obtain a ROK License plate, all mopeds must also have valid insurance.

























8-2. Bicycle Safety


























Whether in uniform or out of uniforms, a bicycle safety helmet will be worn at all times. Bicyclist will wear high visibility upper body garments for day time travel and reflective material for night time travel in order to be clearly visible at all times. When crossing through a crosswalk, it is a good practice to walk the bike across to the other side.


















Appendix A
Korean Road Traffic Signs












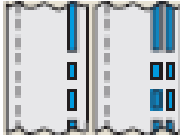




Korean Road Traffic Signs
교통안전표지일람표

<p>WARNING SIGNS</p> <p>주의 표지</p>	<p>101 Cross Intersection +자형교차로</p> 	<p>101-1 T-Intersection T자형교차로</p> 	<p>102-2 Y-Intersection Y자형교차로</p> 	<p>101-3 Right Side Road └자형교차로</p> 
<p>101-4 Left Side Road ┌자형교차로</p> 	<p>102 Priority Road 우선도로</p> 	<p>103 Right Merge 우합류도로</p> 	<p>103-1 Left Merge 좌합류도로</p> 	<p>104 Traffic Circle 회전형교차로</p> 
<p>105 Railroad Crossing 철도건널목</p> 	<p>106 Right Curve 우로굽은도로</p> 	<p>106-1 Left Curve 좌로굽은도로</p> 	<p>107 Right Double Curve 우좌이중굽은도로</p> 	<p>107-1 Left Double Curve 좌우이중굽은도로</p> 
<p>108 Two-way Traffic 2 방향통행</p> 	<p>109 Upgrade 오르막경사</p> 	<p>109-1 Downgrade 내리막경사</p> 	<p>110 Road Width Reduced 노폭감소</p> 	<p>110-1 Road Width Reduced-Right 우차선감소</p> 

<p>110-2 Road Width Reduced-Left 좌차선감소</p> 	<p>111 Keep Right 우측방통행</p> 	<p>112 May Travel Either Lane 양측방통행</p> 	<p>113 Divided Road Begins 분리도로시작</p> 	<p>113-1 Divided Road Ends 분리도로끝</p> 
<p>114 Traffic Signal Ahead 신호기</p> 	<p>115 Slippery Road 미끄러운도로</p> 	<p>116 Wharf/ River Bank 강변도로</p> 	<p>117 Bumpy Road 노면요철</p> 	<p>117-1 Speed Bump Ahead 과속방지턱</p> 
<p>118 Falling Rocks 낙석도로</p> 	<p>119 Loose Gravel/Mud 돌, 흙탕물튀는도로</p> 	<p>120 Pedestrian Crossing 횡단보도</p> 	<p>121 Children Protection 어린이보호</p> 	<p>122 Bicyclist Ahead 자전거</p> 
<p>123 Road Under- construction 도로공사중</p> 	<p>124 Low-flying Aircraft 비행기</p> 	<p>125 Cross Wind 횡풍</p> 	<p>126 Tunnel Ahead 터널</p> 	<p>127 Wild Animal Protection 야생동물보호</p> 
<p>128 Danger 위험</p> 	<p>PROHIBITORY SIGNS</p> <p>규제 표지</p>	<p>201 Road Closed 통행금지</p> 	<p>202 No Entry for Passenger Cars 승용자동차 통행금지</p> 	<p>203 No Entry for Cargo Vehicles 화물자동차 통행금지</p> 

<p>204 No Entry for Buses 승합자동차 통행금지</p> 	<p>205 No Entry for Motorcycles 2륜자동차 통행금지</p> 	<p>206 No Entry for Passenger Cars/Motorcycles 승용자동차, 2륜 자동차 통행금지</p> 	<p>206-1 No Tractors /Cultivators 트랙터및경운기 통행금지</p> 	<p>207 No Entry for Animal Drawn Vehicles 우마차통행금지</p> 
<p>208 No Entry for Hand Carts 손수레 통행금지</p> 	<p>209 No Entry for Bicycles 자전거 통행금지</p> 	<p>210 Do Not Enter 진입금지</p> 	<p>210-1 No Through Traffic 직진금지</p> 	<p>211 No Right Turn 우회전금지</p> 
<p>211-1 No Left Turn 좌회전금지</p> 	<p>212 No Crossing 횡단금지</p> 	<p>212-1 No U-Turn 횡단회전금지</p> 	<p>213 Do Not Pass 앞지르기금지</p> 	<p>214 No Parking or Stopping 주정차금지</p> 
<p>215 No Parking 주차금지</p> 	<p>216 Weight Limit 중량제한</p> 	<p>217 Height Limit 높이제한</p> 	<p>218 Width Limit 폭제한</p> 	<p>219 Distance Limit 차간거리제한</p> 
<p>220 Maximum Speed Limit 최고속도제한</p> 	<p>221 Minimum Speed Limit 최저속도제한</p> 	<p>223 Slow Down 서행</p> 	<p>224 Stop 일시정지</p> 	<p>225 Yield 양보</p> 

<p>226 Pedestrian Crossing Prohibited 보행자횡단금지</p> 	<p>226-1 No Pedestrian Walking 보행자보행금지</p> 	<p>227 No Entry for Vehicle Carrying Dangerous Material 위험물적재 차량통행금지</p> 	<p>MANDATORY SIGNS</p> <p>지시 표지</p>	<p>301 Road Reserved for Motor vehicles 자동차 전용도로</p> 
<p>302 Road Reserved for Bicycles 자전거 전용도로</p> 	<p>302-1 For Bicycles And Pedestrian 자전거 및 보행자 겸용도로</p> 	<p>303 Traffic Circle 회전교차로</p> 	<p>304 Direction of Travel 직행</p> 	<p>305 Right Turn 우회전</p> 
<p>305-1 Left Turn 좌회전</p> 	<p>306 Straight or Right Turn 직행 및 우회전</p> 	<p>306-1 Straight of Left Turn 직행 및 좌회전</p> 	<p>307 Right or Left Turn 좌우회전</p> 	<p>308 U-Turn 횡단회전</p> 
<p>309 May Travel Either Direction 양측방통행</p> 	<p>310 Keep Right 우측면통행</p> 	<p>310-1 Keep Left 좌측면통행</p> 	<p>310-2 Proceeding Direction 진행방향별 통행구분</p> 	<p>310-3 Bypass 우회로</p> 
<p>312 Use Snow tires or Chains 스노우 타이어 또는 체인사용</p> 	<p>313 Safety Zone 안전지대</p> 	<p>314 Parking Permitted 주차허용</p> 	<p>314-1 Parking for Bicycle 자전거 주차장</p> 	<p>315 Road Reserved for Pedestrians 보행자 전용도로</p> 

<p>316 Pedestrian Crossing 횡단보도</p> 	<p>317 Children Protection 아동 보호</p> 	<p>318 Bicycle Crossing 자전거 횡단도</p> 	<p>319 One-way Traffic 일방통행</p> 	<p>319-1 One-way Traffic 일방통행</p> 
<p>319-2 One-way Traffic 일방통행</p> 	<p>320 Unprotected Left Turn 비보호좌회전</p> 	<p>321 Regular Services Bus Only 버스전용차로</p> 	<p>322 HOV Lane 다인승차량 전용차로</p> 	<p>ROAD POSTING 노면 표시</p>
<p>Speed Limit (Children Protection)</p> 	<p>Slow 서행</p> 	<p>Exclusive Bus Lane 버스전용차로</p> 	<p>No U-turn 유턴금지</p> 	<p>No Parking 주차금지</p> 
<p>SUPPLEMENTARY SIGNS 보조 표시</p>	<p>Towing zone 견인지역</p> 	<p>Cancellation 해제</p> 		

Appendix B
Driver's Assistance Request

<u>USEFUL SENTENCES</u>	<u>(CHECK)</u>	<u>KOREAN</u>
1. Please help me.	()	좀 도와주십시오.
2. Please notify the military police of my accident.	()	저의 사고를 헌병에게 알려 주십시오.
3. Personnel have been injured and need medical aid.	()	부상당한 사람이 있어 구급조치가 필요합니다.
4. We need assistance from U.S. military personnel.	()	미군 요원의 도움이 필요합니다.
5. Which direction is ____?	()	____ 이 어느방향입니까?
6. Where is gasoline station?	()	주유소는 어디에 있습니까?
7. We need water.	()	물이 필요합니다.
8. We need gasoline/diesel.	()	휘발유/디젤이 필요합니다.
9. Maintenance assistance is required.	()	차량 정비에 도움이 필요합니다.
10. We have a minor maintenance problem but will leave soon.	()	정비상 약간의 문제가 있습니다만 곧 떠나겠습니다.
11. We need a tow truck from U.S. forces.	()	미군 부대의 견인차가 필요합니다.
12. Please help me call this number ____	()	____로 전화할 수 있도록 도와주십시오.
13. Where is a telephone?	()	전화는 어디에 있습니까?
14. May I use your telephone?	()	전화 좀 쓸 수 있겠습니까?
15. How much do I owe you?	()	얼마를 드리면 되겠습니까?
16. My name is _____	()	저의 이름은 _____
17. My car will not operate.	()	저의 차가 고장 났습니다.
18. May I park here?	()	여기에 주차해도 되겠습니까?
19. How can I contact you later? Please write a note for me.	()	제가 다음에 연락 할수 있도록 연락처를 좀 적어 주십시오.
20. Thank you very much for your help. (Gamsa Hammnida)	()	도와 주셔서 대단히 감사합니다.

Glossary
Abbreviation

DOD	Department of Defense
DOT	Department of Transportation
IAW	In accordance with
MPED	Mobile Personal Electronic Device
PDA	Personal Digital Assistant
POV	Private Owned Vehicle
ROK	Republic of Korea
SOFA	Status of Forces Agreement
U.S.	United States
USAF	United States Air Force
USFK	United States Forces Korea