

MODEL YEAR 2000

Fuel Economy Guide



www.fueleconomy.gov



U.S. Department of Energy

CONTENTS

MODEL YEAR 2000 FUEL ECONOMY LEADERS	1	DIESEL VEHICLES	6
HOW TO USE THIS GUIDE	2	ELECTRIC VEHICLES	6
FUEL ECONOMY AND YOUR ANNUAL FUEL COSTS	3	ETHANOL FLEXIBLE-FUELED VEHICLES	7
WHY FUEL ECONOMY IS IMPORTANT	4	GASOLINE VEHICLES	8
COMPRESSED NATURAL GAS VEHICLES	5	VEHICLE CLASSES USED IN THIS GUIDE	20
LIQUEFIED PETROLEUM GAS (PROPANE) VEHICLES	5	INDEX TO THE 2000 FUEL ECONOMY GUIDE	21

MODEL YEAR 2000 FUEL ECONOMY LEADERS IN POPULAR VEHICLE CLASSES

Listed below are the vehicles with the highest fuel economy for the most popular classes, including both automatic and manual transmissions and gasoline and diesel vehicles. Please be aware that many of these vehicles come in a range of engine sizes and trim lines, resulting in different fuel economy values. Check the fuel economy guide or the fuel economy sticker on new vehicles to find the values for a particular version of a vehicle.

SUBCOMPACT CARS

Chevrolet Metro
Honda Civic HX
Volkswagen New Beetle Diesel

COMPACT CARS

Toyota Echo
Volkswagen Golf/Jetta Diesel

MIDSIZE CARS

Plymouth Breeze
Saturn LS

SMALL PICKUP TRUCKS

Chevrolet S10
GMC Sonoma
Isuzu Hombre

LARGE CARS

Chevrolet Impala
Toyota Avalon

HIGHEST OF ALL

Honda Insight

STANDARD PICKUP TRUCKS

Ford Ranger
Mazda 2500
Toyota Tacoma

MINIVANS

Dodge Caravan
Plymouth Voyager

SMALL SUVs

(engine smaller
than 3.0 liters)

Chevrolet Tracker
Suzuki Vitara
Toyota RAV4

LARGE SUVs

(3.0 liter engines
and larger)

Ford Explorer 2WD

HOW TO USE THIS GUIDE

HOW WE GET THE FUEL ECONOMY ESTIMATES

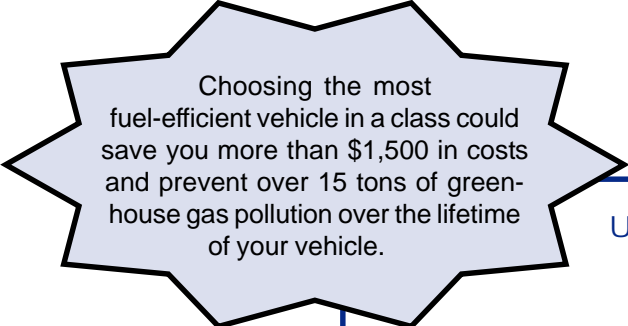
The fuel economy estimates are the average of test results conducted for the U.S. Environmental Protection Agency (EPA). The vehicles are driven by professional drivers in controlled laboratory conditions. The results are adjusted to account for differences between the controlled laboratory conditions and real-world driving. Using these

procedures ensures that all testing is fair so that you may compare the results of different vehicles with confidence. The U.S. Department of Energy prints the results in this Guide as an aid to consumers.

THERE ARE TWO FUEL ECONOMY ESTIMATES FOR EACH VEHICLE

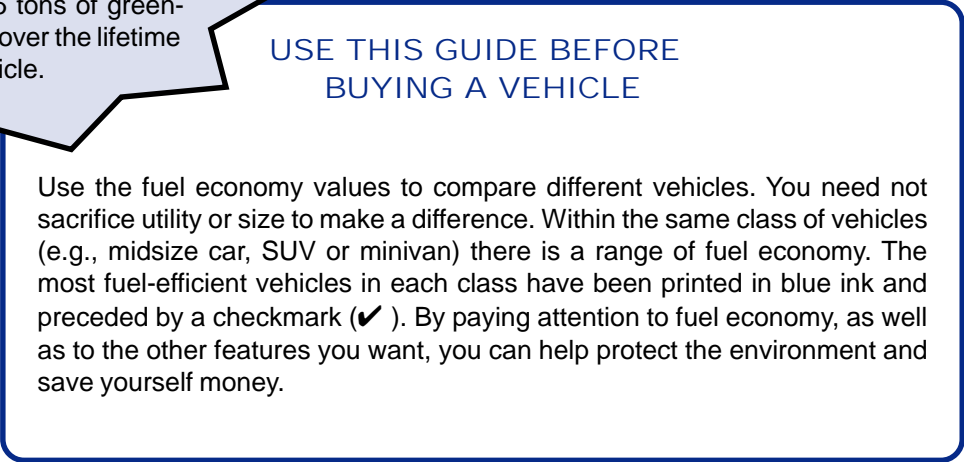
“City” represents urban driving where the vehicle is started in the morning after being parked all night and driven in stop-and-go rush-hour traffic.

“Highway” represents a mixture of rural and interstate highway driving in warmed-up vehicles typical for longer trips



Choosing the most fuel-efficient vehicle in a class could save you more than \$1,500 in costs and prevent over 15 tons of greenhouse gas pollution over the lifetime of your vehicle.

USE THIS GUIDE BEFORE BUYING A VEHICLE



Use the fuel economy values to compare different vehicles. You need not sacrifice utility or size to make a difference. Within the same class of vehicles (e.g., midsize car, SUV or minivan) there is a range of fuel economy. The most fuel-efficient vehicles in each class have been printed in blue ink and preceded by a checkmark (✓). By paying attention to fuel economy, as well as to the other features you want, you can help protect the environment and save yourself money.

WHY YOUR FUEL ECONOMY CAN VARY

No test can simulate all possible combinations of conditions: climate, driver behavior, and car care habits. Actual fuel economy depends on how, when, and where a vehicle is driven. EPA has found that the fuel economy obtained by most drivers will be within a few miles per gallon (mpg) of the estimates in this booklet.

FUEL ECONOMY AND YOUR ANNUAL FUEL COSTS

You can use this chart to compare estimated annual fuel costs between vehicles. This will allow you to get an idea of the money you can save each year by choosing a vehicle with better fuel economy. To estimate your annual fuel cost based on driving 15,000 miles per year, look up the city fuel economy of the vehicle in the guide. Find that mpg in the left column of this chart and move across the line to find the estimated total annual fuel cost based on your fuel cost per gallon. If the vehicle listing indicates "P" for premium gasoline, be sure to use a higher cost per gallon than for vehicles using regular gasoline.

ANNUAL FUEL COSTS BASED ON 15,000 MILES PER YEAR

TO SAVE FUEL AND MONEY

- ◆ Combine errands into one trip.
- ◆ Turn your engine off rather than letting it idle for more than a minute.
- ◆ Keep tires inflated to the manufacturer's recommended maximum pressure and the wheels properly aligned.
- ◆ Anticipate situations and avoid unnecessary braking.
- ◆ Use air conditioning sparingly and in recirculation mode whenever possible.

AVOID THESE FUEL-WASTING HABITS

- ◆ Jackrabbit starts and hard braking.
- ◆ Speeding—Obey posted speed limits. Traveling at 80 instead of 70 mph reduces your mileage by over 10%.
- ◆ Carrying excess weight.

mpg	dollars per gallon					
	\$2.00	\$1.80	\$1.60	\$1.40	\$1.20	\$1.00
70	\$429	\$386	\$343	\$300	\$257	\$214
65	\$462	\$415	\$369	\$323	\$277	\$231
60	\$500	\$450	\$400	\$350	\$300	\$250
55	\$545	\$491	\$436	\$382	\$327	\$273
50	\$600	\$540	\$480	\$420	\$360	\$300
45	\$667	\$600	\$533	\$467	\$400	\$333
40	\$750	\$675	\$600	\$525	\$450	\$375
39	\$769	\$692	\$615	\$538	\$462	\$385
38	\$789	\$711	\$632	\$553	\$474	\$395
37	\$811	\$730	\$649	\$568	\$486	\$405
36	\$833	\$750	\$667	\$583	\$500	\$417
35	\$857	\$771	\$686	\$600	\$514	\$429
34	\$882	\$794	\$706	\$618	\$529	\$441
33	\$909	\$818	\$727	\$636	\$545	\$455
32	\$938	\$844	\$750	\$656	\$563	\$469
31	\$968	\$871	\$774	\$677	\$581	\$484
30	\$1,000	\$900	\$800	\$700	\$600	\$500
29	\$1,034	\$931	\$828	\$724	\$621	\$517
28	\$1,071	\$964	\$857	\$750	\$643	\$536
27	\$1,111	\$1,000	\$889	\$778	\$667	\$556
26	\$1,154	\$1,038	\$923	\$808	\$692	\$577
25	\$1,200	\$1,080	\$960	\$840	\$720	\$600
24	\$1,250	\$1,125	\$1,000	\$875	\$750	\$625
23	\$1,304	\$1,174	\$1,043	\$913	\$783	\$652
22	\$1,364	\$1,227	\$1,091	\$955	\$818	\$682
21	\$1,429	\$1,286	\$1,143	\$1,000	\$857	\$714
20	\$1,500	\$1,350	\$1,200	\$1,050	\$900	\$750
19	\$1,579	\$1,421	\$1,263	\$1,105	\$947	\$789
18	\$1,667	\$1,500	\$1,333	\$1,167	\$1,000	\$833
17	\$1,765	\$1,588	\$1,412	\$1,235	\$1,059	\$882
16	\$1,875	\$1,688	\$1,500	\$1,313	\$1,125	\$938
15	\$2,000	\$1,800	\$1,600	\$1,400	\$1,200	\$1,000
14	\$2,143	\$1,929	\$1,714	\$1,500	\$1,286	\$1,071
13	\$2,308	\$2,077	\$1,846	\$1,615	\$1,385	\$1,154
12	\$2,500	\$2,250	\$2,000	\$1,750	\$1,500	\$1,250
11	\$2,727	\$2,455	\$2,182	\$1,909	\$1,636	\$1,364
10	\$3,000	\$2,700	\$2,400	\$2,100	\$1,800	\$1,500
9	\$3,333	\$3,000	\$2,667	\$2,333	\$2,000	\$1,667
8	\$3,750	\$3,375	\$3,000	\$2,625	\$2,250	\$1,875

WHY FUEL ECONOMY IS IMPORTANT

HOW FUEL ECONOMY AFFECTS CLIMATE CHANGE

Burning fossil fuels like petroleum adds greenhouse gases to the earth's atmosphere. Scientific evidence strongly suggests that the rapid buildup of greenhouse gases in the atmosphere is raising the earth's temperature and changing the earth's climate, with many potentially serious consequences.

Vehicles with lower fuel economy create more carbon dioxide—the most important human-made greenhouse gas—than vehicles with higher fuel economy. **Every gallon of gasoline your vehicle burns puts 20 pounds of carbon dioxide into the atmosphere.**

One of the most important things you can do to reduce your contribution to global warming is to buy a vehicle with higher fuel economy. Choosing a vehicle that gets 25 rather than 20 miles to the gallon will prevent 10 tons of carbon dioxide over the lifetime of your vehicle.

HOW FUEL ECONOMY AFFECTS OIL DEPENDENCE AND ENERGY SECURITY

How much oil we import affects our economy and our national security. Today, half of the oil we use is imported. This level of dependence on imports (50%) is the highest in our history and will increase as we use up domestic resources. The vast majority of the world's oil reserves (65% to 75%) are concentrated in the Middle East and controlled by the members of the OPEC oil cartel.

The U.S. depends on oil to move people and goods. Ninety-five percent of the energy for transportation in the U.S. comes from oil. Transportation accounts for two-thirds of total U.S. petroleum use and for nearly all of the high-value petroleum products, like gasoline and distillate fuel.

Buying a more fuel-efficient vehicle can help reduce U.S. petroleum dependence today and create incentives for carmakers to produce cleaner, more energy efficient technologies in the future.

GAS GUZZLER TAX

The Gas Guzzler Tax (marked with "\$" in the Guide listings) applies to cars (not trucks) of exceptionally low fuel economy. To discourage the production and sale of these cars, a tax must be paid by the manufacturer. The words "Gas Guzzler" and the amount of the tax is listed on the vehicle's fuel economy label.

COMPRESSED NATURAL GAS VEHICLES

This section contains the driving range and fuel economy values for vehicles designed to be operated on compressed natural gas (CNG). For dual-fueled vehicles, the values for both gasoline and CNG are shown. Dual-fueled vehicles are designed to be operated on either of two fuels, in separate tanks, and can switch between the two.

When refueling with CNG, the fuel is normally dispensed in “equivalent gallons,” where one “equivalent gallon” is equal to 121.5 cubic feet of CNG. Therefore, the fuel economy values are shown in miles per gallon-equivalent.

The driving range is shown in miles and represents the distance the vehicle can travel on a full tank (or tanks) of fuel during combined city and highway driving (55% city and 45% highway).

SUBCOMPACT CARS

CHEVROLET	Trans	Eng	Cyl	Cty	Hwy	Fuel	Range (miles)
Cavalier (bi-fuel)	Auto	3	2.2	4	20...27	CNG	130
					22...28	Gas	360

HONDA

Civic	Auto	4	1.6	4	28...34	CNG	190
-------	------	---	-----	---	---------	-----	-----

COMPACT CARS

TOYOTA

Camry	Auto	4	2.2	4	22...30	CNG	230
-------	------	---	-----	---	---------	-----	-----

LARGE CARS

FORD

Crown Victoria	Auto	4	4.6	8	15...23	CNG	120-216*
							188-340**

STANDARD PICKUP TRUCKS-2WD

FORD	Trans	Eng	Cyl	Cty	Hwy	Fuel	Range (miles)
F150 Pickup 2WD	Auto	4	5.4	8	12...16	CNG	194-348

VANS, CARGO TYPE

FORD

E250 Econoline 2WD	Auto	4	5.4	8	12...15	CNG	194-348
--------------------	------	---	-----	---	---------	-----	---------

Fuel:

Gas = Gasoline

CNG= Compressed Natural Gas

Note:

*Driving ranges are shown for standard fuel tanks.

**Driving ranges are shown for additional fuel tanks.

LIQUEFIED PETROLEUM GAS (PROPANE) VEHICLES

This section contains the estimated city and highway fuel economy values and the driving range for passenger cars and light trucks designed to be operated on liquefied petroleum gas (LPG), which is commonly known as propane. For dual-fueled vehicles, both the gasoline and the LPG mpg values and driving ranges are listed, if available. Dual-fueled LPG vehicles typically have two fuel tanks.

At the time of printing there were no data available for Liquefied Petroleum Gas (Propane) Vehicles.

Please check the *Fuel Economy Guide's* website (www.fueleconomy.gov) for updates.

ABBREVIATIONS:

T Turbocharger/Supercharger
 \$ Subject to Gas Guzzler Tax
 Eng..... Engine Volume in Liters
 Cyl Number of Cylinders

Trans Transmission Type
 Auto Automatic Transmission
 Man Manual Transmission

Cty MPG on City Test Procedure
 Hwy MPG on Highway Test Procedure

DIESEL VEHICLES

This section contains fuel economy values for diesel-fueled vehicles.

SUBCOMPACT CARS

VOLKSWAGEN	Trans	Eng	Cyl	Cty	Hwy
New Beetle	Auto 4 ..	1.9	4	34	45
	Man 5 ...	1.9	4	42	49

COMPACT CARS

VOLKSWAGEN	Trans	Eng	Cyl	Cty	Hwy
Golf	Auto 4 ..	1.9	4	34	45
	Man 5 ...	1.9	4	42	49
Jetta	Auto 4 ..	1.9	4	34	45
	Man 5 ...	1.9	4	42	49

ELECTRIC VEHICLES

This section contains the driving range and fuel economy values for fully electric-powered passenger vehicles. The fuel economy values for electric vehicles are shown in kilowatt-hours per 100 miles, instead of miles per gallon. **A lower number of kilowatt-hours means a more efficient vehicle.**

The driving range is shown in miles and represents the maximum distance the vehicle can travel under optimum conditions before the battery should be recharged. The actual energy consumption and range of the vehicle will vary depending on driving conditions, battery condition, and accessory usage, and is strongly affected by outside temperature and the use of heating and air conditioning. Fuel costs will vary considerably because of the differences in electricity costs across the U.S.

You can calculate the fuel cost (in dollars) to drive your electric vehicle for a year by multiplying the energy consumption for the vehicle as listed below (in kilowatt-hours/100 miles) by your local electricity rate (in dollars per kilowatt-hour), multiplying that by the annual miles the vehicle will be driven, and dividing by 100. An automatic calculator can be found at the website, www.fueleconomy.gov.

Check with your dealer for availability, as some electric vehicles may be offered for sale or lease only in certain parts of the country.

MIDSIZE STATION WAGONS

NISSAN	Battery	Motor	Cty*	Hwy*	Fuel	Range (miles)
Altra EV	Lithium-Ion	62 kW AC Induction	29	26	Elec	129

SPORT UTILITY VEHICLES-2WD

TOYOTA	Battery	Motor	Cty*	Hwy*	Fuel	Range (miles)
RAV4 EV	Nickel Metal Hydride	50kW DC	29	37	Elec	126

STANDARD PICKUP TRUCKS-2WD

FORD	Battery	Motor	Cty*	Hwy*	Fuel	Range (miles)
Ranger Electric	Lead Acid	67 kW AC Induction	38	44	Elec	72
	Nickel Metal Hydride	67 kW AC Induction	40	45	Elec	93

Note:

*Fuel economy values for electric vehicles are listed in kilowatt-hours per 100 miles (kW-hr/100 mi) rather than miles per gallon.

ABBREVIATIONS:

T Turbocharger/Supercharger
 \$ Subject to Gas Guzzler Tax
 Eng Engine Volume in Liters
 Cyl Number of Cylinders

Trans Transmission Type
 Auto Automatic Transmission
 Man Manual Transmission

Cty MPG on City Test Procedure
 Hwy MPG on Highway Test Procedure

ETHANOL FLEXIBLE-FUELED VEHICLES

This section contains the driving range and fuel economy values for ethanol flexible-fueled passenger cars and light trucks. Ethanol flexible-fueled vehicles are designed to be operated on gasoline, E85 ethanol (a mixture of 85% ethanol and 15% gasoline), or any mixture of the two fuels and typically have only one fuel tank.

The driving range and fuel economy values are shown for both gasoline and E85 ethanol. When operating your flexible-fueled vehicle on mixtures of gasoline and E85 ethanol, such as when alternating between using these fuels, your driving range and fuel economy values will be somewhere between those listed for the two fuels, depending on the actual percent of gasoline and E85 ethanol in the tank.

LARGE CARS

FORD	Trans	Eng	Cyl	Cty	Hwy	Fuel	Range (miles)
Taurus Sedan FFV	Auto 4	3.0	6	19	29	Gas	410
				14	21	E85	290

MIDSIZE STATION WAGONS

FORD	Trans	Eng	Cyl	Cty	Hwy	Fuel	Range (miles)
Taurus Wagon FFV	Auto 4	3.0	6	19	27	Gas	400
				14	20	E85	290

SMALL PICKUP TRUCKS-2WD

CHEVROLET	Trans	Eng	Cyl	Cty	Hwy	Fuel	Range (miles)
S10 Pickup FFV 2WD	Man 5	2.2	4	22	28	Gas	430
				16	20	E85	310
	Auto 4	2.2	4	19	25	Gas	380
				14	19	E85	290
Sonoma Pickup FFV 2WD	Man 5	2.2	4	22	28	Gas	430
				16	20	E85	310
	Auto 4	2.2	4	19	25	Gas	380
				14	19	E85	290
Hombre Pickup FFV 2WD	Man 5	2.2	4	22	28	Gas	430
				16	20	E85	310
	Auto 4	2.2	4	19	25	Gas	380
				14	19	E85	290

STANDARD PICKUP TRUCKS-2WD

FORD	Trans	Eng	Cyl	Cty	Hwy	Fuel	Range (miles)
Ranger FFV 2WD	Man 5	3.0	6	18	23	Gas	330/400/390*
				13	17	E85	240/290/290*
	Auto 4	3.0	6	17	22	Gas	320/380/370*
				12	16	E85	230/270/270*
MAZDA							
B3000 FFV 2WD	Man 5	3.0	6	18	23	Gas	330/390**
				13	17	E85	240/280**
	Auto 4	3.0	6	17	22	Gas	320/370**
				12	16	E85	230/270**

Note:

*Ranges are shown for regular cab short wheelbase, regular cab long wheelbase, and super cab models, respectively.

**Ranges are shown for regular cab and super cab models, respectively.

STANDARD PICKUP TRUCKS-4WD

FORD	Trans	Eng	Cyl	Cty	Hwy	Fuel	Range (miles)
Ranger FFV 4WD	Man 5	3.0	6	18	21	Gas	320/390/380*
				13	16	E85	240/290/280*
	Auto 4	3.0	6	16	20	Gas	290/350/340*
				12	15	E85	220/270/260*

MAZDA

B3000 FFV 4WD	Man 5	3.0	6	18	21	Gas	320/380**
				13	16	E85	240/280**
	Auto 4	3.0	6	16	20	Gas	290/340**
				12	15	E85	220/260**

MINIVANS-2WD

CHRYSLER

Town & Country FFV 2WD	Auto 4	3.3	6	18	25	Gas	420
				13	18	E85	300

DODGE

Caravan FFV 2WD	Auto 4	3.3	6	18	25	Gas	420
				13	18	E85	300

PLYMOUTH

Voyager FFV 2WD	Auto 4	3.3	6	18	25	Gas	420
				13	18	E85	300

Fuel:

Gas = Gasoline
E85 = Ethanol

ABBREVIATIONS:

T Turbocharger/Supercharger
\$ Subject to Gas Guzzler Tax
Eng Engine Volume in Liters
Cyl Number of Cylinders

Trans Transmission Type
Auto Automatic Transmission
Man Manual Transmission

Cty MPG on City Test Procedure
Hwy MPG on Highway Test Procedure

GASOLINE VEHICLES

This section contains the fuel economy values for gasoline-fueled vehicles. It also contains the *gasoline* fuel economy values for flexible-fueled and dual-fueled vehicles. The fuel economy values for the alternative fuels can be found in the ethanol and CNG sections.

TWO SEATERS

ACURA

	Trans	Eng	Cyl	Cty	Hwy	
NSX	Auto 4	3.0	6	17	24	P
	Man 6	3.2	6	17	24	P

BMW

M Coupe	Man 5	3.2	6	19	26	P
Z3 Coupe	Auto 4	2.8	6	19	26	P
	Man 5	2.8	6	19	26	P
Z3 Roadster	Auto 4	2.5	6	19	26	P
	Man 5	2.5	6	20	27	P
	Auto 4	2.8	6	19	26	P
	Man 5	2.8	6	19	26	P
Z8	Man 6	4.9	8	13	21	P\$

CHEVROLET

Corvette	Auto 4	5.7	8	17	25	P
	Man 6	5.7	8	18	27	P

DODGE

Viper conv.	Man 6	8.0	10	12	21	P\$
Viper coupe.	Man 6	8.0	10	12	21	P\$

FERRARI

360 Modena/Spider	Man 6	3.6	8	11	16	P\$
	Auto 6	3.6	8	10	16	P\$
550 Maranello	Man 6	5.5	12	8	13	P\$

HONDA

✓ Insight	Man 5	1.0	3	61	70	
S2000	Man 6	2.0	4	20	26	P

MAZDA

✓ MX-5 Miata	Auto 4	1.8	4	23	28	
	Man 5	1.8	4	25	29	
	Man 6	1.8	4	24	29	

MERCEDES-BENZ

SL500	Auto 5	5.0	8	16	23	P\$
SL600	Auto 5	6.0	12	13	19	P\$
SLK230 Kompressor	Auto 5	2.3	4	22	30	PT
	Man 5	2.3	4	21	31	PT

PLYMOUTH

Prowler	Auto 4	3.5	6	17	23	P
---------------	--------	-----	---	----	----	---

PORSCHE

	Trans	Eng	Cyl	Cty	Hwy	
Boxster	Auto 5	2.7	6	17	25	P
	Man 5	2.7	6	19	27	P
Boxster S	Auto 5	3.2	6	17	24	P
	Man 6	3.2	6	18	26	P

TOYOTA

MR2	Man 5	1.8	4	25	30	
-----------	-------	-----	---	----	----	--

MINICOMPACT CARS

ASTON MARTIN

	Trans	Eng	Cyl	Cty	Hwy	
DB-7 Vantage Coupe	Auto 5	5.9	12	11	19	P\$
	Man 6	5.9	12	11	18	P\$
DB-7 Vantage Volante	Auto 5	5.9	12	11	18	P\$
	Man 6	5.9	12	11	18	P\$

AUDI

✓ TT Coupe	Man 5	1.8	4	22	31	PT
TT Coupe Quattro	Man 5	1.8	4	20	29	PT

BMW

323i conv.	Auto 5	2.5	6	17	24	P
	Man 5	2.5	6	19	25	P
M Roadster	Man 5	3.2	6	19	26	P

JAGUAR

Jaguar XK8 conv.	Auto 5	4.0	8	17	24	P
Jaguar XKR conv.	Auto 5	4.0	8	16	22	P\$T

MERCEDES-BENZ

✓ CLK320 Cabriolet	Auto 5	3.2	6	19	28	P
CLK430 Cabriolet	Auto 5	4.3	8	17	24	P

PORSCHE

911 Carrera	Auto 5	3.4	6	16	25	P
911 Carrera (4 WD)	Auto 5	3.4	6	16	24	P
911 Carrera	Man 6	3.4	6	17	25	P
911 Carrera (4 WD)	Man 6	3.4	6	17	24	P

ABBREVIATIONS:

Eng	Engine Volume in Liters
Cyl	Number of Cylinders
Cty	MPG on City Test Procedure
Hwy	MPG on Highway Test Procedure
Trans	Transmission Type
Auto	Automatic Transmission
Man	Manual Transmission

⚡ LPG vehicle available

🌿 Ethanol vehicle available

⚡ Electric vehicle available

🛢️ Diesel vehicle available

🔄 CNG vehicle available

✓ Most fuel-efficient manual or automatic per class

P Premium Gasoline

T Turbocharger/Supercharger

\$ Subject to Gas Guzzler Tax

M Mode Multi-mode transmission

SOHC Single Overhead Cam

DOHC Double Overhead Cam

VTEC Variable Valve Timing and Lift Electronic Control

SUBCOMPACT CARS

	Trans	Eng	Cyl	Cty	Hwy		Trans	Eng	Cyl	Cty	Hwy		
ACURA							HYUNDAI						
Integra	Auto 4	1.8	4	24	30		Tiburon	Auto 4	2.0	4	22	30	
	Man 5	1.8	4	25	31			Man 5	2.0	4	23	32	
Integra (DOHC/VTEC)	Man 5	1.8	4	25	30	P	IMPCO						
BENTLEY							Cavalier Dual Fuel						
Azure	Auto 4	6.8	8	11	16	P\$	Auto 3	2.2	4	22	28		
Continental SC	Auto 4	6.8	8	11	16	P\$	JAGUAR						
Continental T	Auto 4	6.8	8	11	16	P\$	Jaguar XK8	Auto 5	4.0	8	18	25	
							Jaguar XKR	Auto 5	4.0	8	16	23	
							LEXUS						
BMW							SC 300/SC 400						
323CI	Auto 5	2.5	6	19	27	P	Auto 4	3.0	6	19	23		
	Man 5	2.5	6	20	29	P	Auto 5	4.0	8	18	25		
328CI	Auto 5	2.8	6	18	27	P	MERCEDES-BENZ						
	Man 5	2.8	6	21	29	P	CLK320	Auto 5	3.2	6	21	29	
							CLK430	Auto 5	4.3	8	18	25	
CHEVROLET							MITSUBISHI						
Camaro	Auto 4	3.8	6	19	29		Eclipse (M Mode)	Auto 4	2.4	4	21	28	
	Man 5	3.8	6	19	30		Eclipse (2Mode)	Auto 4	2.4	4	20	27	
	Auto 4	5.7	8	17	25	P	Eclipse	Man 5	2.4	4	23	31	
	Man 6	5.7	8	18	27	P		Auto 4	3.0	6	20	27	
Cavalier	Auto 3	2.2	4	23	29	P		Man 5	3.0	6	20	28	
	Auto 4	2.2	4	23	31		Mirage	Auto 4	1.5	4	28	36	
	Man 5	2.2	4	24	34			Man 5	1.5	4	33	40	
	Auto 4	2.4	4	22	30			Auto 4	1.8	4	26	33	
	Man 5	2.4	4	23	33			Man 5	1.8	4	28	36	
✓ Metro	Man 5	1.0	3	39	46		PONTIAC						
	Auto 3	1.3	4	30	34		Firebird/TransAm	Auto 4	3.8	6	19	29	
	Man 5	1.3	4	36	42			Man 5	3.8	6	19	30	
								Auto 4	5.7	8	17	25	
FERRARI								Man 6	5.7	8	18	27	
456 MGT/MGTA	Auto 4	5.5	12	10	15	P\$	Sunfire	Auto 3	2.2	4	23	29	
	Man 6	5.5	12	10	16	P\$		Auto 4	2.2	4	23	31	
								Man 5	2.2	4	24	34	
FORD								Auto 4	2.4	4	22	30	
Escort ZX2	Auto 4	2.0	4	25	33			Man 5	2.4	4	23	33	
	Man 5	2.0	4	25	33		R-R MTR CARS LTD.						
Mustang	Auto 4	3.8	6	20	27		R-R Corniche	Auto 4	6.8	8	11	16	
	Man 5	3.8	6	20	29		SAAB						
	Auto 4	4.6	8	17	24		SAAB 9-3 conv.	Auto 4	2.0	4	20	26	
	Man 5	4.6	8	17	25			Auto 4	2.0	4	20	25	
Mustang (4 valve)	Man 5	4.6	8	17	24	P		Man 5	2.0	4	22	29	
								Man 5	2.0	4	21	29	
HONDA								SAAB 9-3 Viggen conv.	Man 5	2.3	4	20	29
Civic	Auto 4	1.6	4	28	35		SATURN						
	Auto 4	1.6	4	28	35		SC	Auto 4	1.9	4	27	36	
	Man 5	1.6	4	32	37		SC (DOHC)	Auto 4	1.9	4	25	36	
	Man 5	1.6	4	30	35		SC	Man 5	1.9	4	28	40	
	Man 5	1.6	4	26	31	P	SC (DOHC)	Man 5	1.9	4	27	38	
✓ Civic HX (AV)	Auto	1.6	4	34	38								
	Man 5	1.6	4	35	43								
Prelude	Auto 4	2.2	4	21	26	P							
	Man 5	2.2	4	22	27	P							

ABBREVIATIONS:

Eng Engine Volume in Liters
 Cyl Number of Cylinders
 Cty MPG on City Test Procedure
 Hwy MPG on Highway Test Procedure
 Trans Transmission Type
 Auto Automatic Transmission
 Man Manual Transmission

⚡ LPG vehicle available
 ⬆ Ethanol vehicle available
 ⚡ Electric vehicle available
 ⛽ Diesel vehicle available
 ↻ CNG vehicle available
 ✓ Most fuel-efficient manual or automatic per class

P Premium Gasoline
 T Turbocharger/Supercharger
 \$ Subject to Gas Guzzler Tax
 M Mode Multi-mode transmission
 SOHC Single Overhead Cam
 DOHC Double Overhead Cam
 VTEC Variable Valve Timing and Lift Electronic Control

SUBARU	Trans	Eng	Cyl	Cty	Hwy
Impreza AWD	Auto 4	2.2	4	23	29
	Man 5	2.2	4	23	29
	Auto 4	2.5	4	23	28
	Man 5	2.5	4	21	28

SUZUKI	Trans	Eng	Cyl	Cty	Hwy
Esteem	Auto 4	1.6	4	27	34
	Man 5	1.6	4	30	37
	Auto 4	1.8	4	26	33
	Man 5	1.8	4	28	35
Swift	Auto 3	1.3	4	30	34
	Man 5	1.3	4	36	42

TOYOTA	Trans	Eng	Cyl	Cty	Hwy
Camry Solara conv.	Auto 4	2.2	4	23	30
	Auto 4	3.0	6	19	26
Celica	Auto 4	1.8	4	27	34
	Auto 4	1.8	4	23	30
	Man 5	1.8	4	28	34
	Man 6	1.8	4	23	32

VOLKSWAGEN	Trans	Eng	Cyl	Cty	Hwy
Cabrio	Auto 4	2.0	4	22	28
	Man 5	2.0	4	24	31
New Beetle	Auto 4	1.8	4	22	27
	Man 5	1.8	4	25	31
	Auto 4	2.0	4	22	28
	Man 5	2.0	4	24	31

VOLVO	Trans	Eng	Cyl	Cty	Hwy
C70 conv.	Auto 4	2.3	5	19	25
	Man 5	2.3	5	20	26
	Auto 4	2.4	5	19	26

COMPACT CARS

AUDI	Trans	Eng	Cyl	Cty	Hwy
A4	Auto 5	1.8	4	21	30
	Man 5	1.8	4	24	32
	Auto 5	2.8	6	18	26
	Man 5	2.8	6	20	29
A4 Quattro	Auto 5	1.8	4	19	28
	Man 5	1.8	4	22	29
	Auto 5	2.8	6	18	25
	Man 5	2.8	6	18	25
S4	Auto 5	2.7	6	17	24
	Man 6	2.7	6	17	24
BENTLEY					
Continental R	Auto 4	6.8	8	11	16

BMW	Trans	Eng	Cyl	Cty	Hwy
323i	Auto 5	2.5	6	19	28
323i (M Mode)	Auto 5	2.5	6	19	27
323i	Man 5	2.5	6	20	29
328i	Auto 5	2.8	6	19	27
328i (M Mode)	Auto 5	2.8	6	18	27
328i	Man 5	2.8	6	21	29
528i	Auto 4	2.8	6	18	26
	Auto 5	2.8	6	18	26
	Man 5	2.8	6	21	29
540i	Auto 5	4.4	8	18	24
540i (M Mode)	Auto 5	4.4	8	15	21
540i	Man 6	4.4	8	15	23
M5	Man 6	4.9	8	13	21

CHEVROLET	Trans	Eng	Cyl	Cty	Hwy
Prizm	Auto 3	1.8	4	28	32
	Auto 4	1.8	4	29	37
	Man 5	1.8	4	31	38

CHRYSLER	Trans	Eng	Cyl	Cty	Hwy
Sebring	Auto 4	2.5	6	19	27
Sebring conv.	Auto 4	2.5	6	19	27
Sebring conv. (M Mode)	Auto 4	2.5	6	18	26

DAEWOO	Trans	Eng	Cyl	Cty	Hwy
Lanos	Auto 4	1.5	4	24	37
	Man 5	1.5	4	26	36
	Auto 4	1.6	4	23	34
	Man 5	1.6	4	26	36
Nubira	Auto 4	2.0	4	22	30
	Man 5	2.0	4	22	31

DODGE	Trans	Eng	Cyl	Cty	Hwy
Avenger	Auto 4	2.5	6	19	27
Neon	Auto 3	2.0	4	25	31
	Man 5	2.0	4	28	35

FORD	Trans	Eng	Cyl	Cty	Hwy
Contour	Auto 4	2.0	4	22	31
	Man 5	2.0	4	24	34
	Auto 4	2.5	6	20	28
	Man 5	2.5	6	20	29
Escort	Auto 4	2.0	4	26	34
	Man 5	2.0	4	27	35
Focus	Auto 4	2.0	4	26	33
Focus (4 valve)	Auto 4	2.0	4	25	31
Focus	Man 5	2.0	4	27	35
Focus (4 valve)	Man 5	2.0	4	25	33

HYUNDAI	Trans	Eng	Cyl	Cty	Hwy
Accent/Brio	Auto 4	1.5	4	26	34
	Man 5	1.5	4	28	36
Elantra Sedan	Auto 4	2.0	4	22	31
	Man 5	2.0	4	24	33

ABBREVIATIONS:

Eng Engine Volume in Liters
 Cyl Number of Cylinders
 Cty MPG on City Test Procedure
 Hwy MPG on Highway Test Procedure
 Trans Transmission Type
 Auto Automatic Transmission
 Man Manual Transmission

⚡ LPG vehicle available
 ⬆️ Ethanol vehicle available
 ⚡ Electric vehicle available
 ⛽ Diesel vehicle available
 ↻ CNG vehicle available
 ✓ Most fuel-efficient manual or automatic per class

P Premium Gasoline
 T Turbocharger/Supercharger
 \$ Subject to Gas Guzzler Tax
 M Mode Multi-mode transmission
 SOHC Single Overhead Cam
 DOHC Double Overhead Cam
 VTEC Variable Valve Timing and Lift Electronic Control

INFINITI	Trans	Eng	Cyl	Cty	Hwy
G20	Auto 4	2.0	4	23	30
	Man 5	2.0	4	24	31
JAGUAR					
Jaguar XJ8	Auto 5	4.0	8	17	24 P
Jaguar XJR	Auto 5	4.0	8	16	21 P\$T
KIA					
Sephia/Spectra	Auto 4	1.8	4	22	32
	Man 5	1.8	4	23	29
LEXUS					
ES 300	Auto 4	3.0	6	19	26
LINCOLN-MERCURY					
Cougar	Man 5	2.0	4	24	34
	Auto 4	2.5	6	20	28
	Man 5	2.5	6	20	29
Mystique	Auto 4	2.0	4	22	31
	Man 5	2.0	4	24	34
	Auto 4	2.5	6	20	28
	Man 5	2.5	6	20	29
MAZDA					
Millenia	Auto 4	2.3	6	20	28 PT
	Auto 4	2.5	6	20	27 P
Protege	Auto 4	1.6	4	26	33
	Man 5	1.6	4	29	34
	Auto 4	1.8	4	24	29
	Man 5	1.8	4	26	30
MERCEDES-BENZ					
C230 Kompressor	Auto 5	2.3	4	21	29 PT
C280	Auto 5	2.8	6	21	27 P
C43 AMG	Auto 5	4.3	8	18	23 P
CL500	Auto 5	5.0	8	16	23 P\$
NISSAN					
Altima	Auto 4	2.4	4	21	28
	Man 5	2.4	4	23	31
Sentra	Auto 4	1.8	4	26	33
	Man 5	1.8	4	27	35
	Auto 4	2.0	4	24	30
	Man 5	2.0	4	24	31
OLDSMOBILE					
Alero	Auto 4	2.4	4	22	30
	Man 5	2.4	4	22	31
	Auto 4	3.4	6	20	32
PLYMOUTH					
Neon	Auto 3	2.0	4	25	31
	Man 5	2.0	4	28	35

PONTIAC	Trans	Eng	Cyl	Cty	Hwy
Grand Am	Auto 4	2.4	4	22	30
	Man 5	2.4	4	22	31
	Auto 4	3.4	6	20	32
SATURN					
SL	Auto 4	1.9	4	27	38
SL (DOHC)	Auto 4	1.9	4	25	36
SL	Man 5	1.9	4	29	40
SL (DOHC)	Man 5	1.9	4	27	38
SUBARU					
Legacy AWD	Auto 4	2.5	4	22	27
	Man 5	2.5	4	21	28
TOYOTA					
Camry Solara	Auto 4	2.2	4	23	30
	Man 5	2.2	4	23	32
	Auto 4	3.0	6	19	27
	Man 5	3.0	6	20	28
Corolla	Auto 3	1.8	4	28	32
	Auto 4	1.8	4	29	37
	Man 5	1.8	4	31	38
✓ Echo	Auto 4	1.5	4	31	38
	Man 5	1.5	4	34	41
VOLKSWAGEN					
Golf	Auto 4	1.8	4	22	28 PT
	Man 5	1.8	4	24	31 PT
	Auto 4	2.0	4	22	28
	Man 5	2.0	4	24	31
GTI	Auto 4	1.8	4	22	28 PT
	Man 5	1.8	4	24	31 PT
	Auto 4	2.0	4	22	28
	Man 5	2.0	4	24	31
Jetta	Auto 4	1.8	4	22	28 PT
	Man 5	1.8	4	24	31 PT
	Auto 4	2.0	4	22	28
	Man 5	2.0	4	24	31
	Auto 4	2.8	6	19	26
	Man 5	2.8	6	19	28
VOLVO					
C70 Coupe	Auto 4	2.3	5	19	27 PT
	Man 5	2.3	5	20	27 PT
	Auto 4	2.4	5	19	27 PT
S40	Auto 4	1.9	4	21	28 PT

ABBREVIATIONS:

Eng..... Engine Volume in Liters
 Cyl..... Number of Cylinders
 Cty..... MPG on City Test Procedure
 Hwy..... MPG on Highway Test Procedure
 Trans..... Transmission Type
 Auto..... Automatic Transmission
 Man..... Manual Transmission

⚡..... LPG vehicle available
 ⬆..... Ethanol vehicle available
 ⚡..... Electric vehicle available
 ⛽..... Diesel vehicle available
 ↻..... CNG vehicle available
 ✓..... Most fuel-efficient manual or automatic per class

P..... Premium Gasoline
 T..... Turbocharger/Supercharger
 \$..... Subject to Gas Guzzler Tax
 M Mode..... Multi-mode transmission
 SOHC..... Single Overhead Cam
 DOHC..... Double Overhead Cam
 VTEC..... Variable Valve Timing and Lift Electronic Control

MIDSIZE CARS

ACURA	Trans	Eng	Cyl	Cty	Hwy
3.2TL	Auto 5	3.2	6	19	29
3.5RL	Auto 4	3.5	6	18	24
AUDI					
A6	Auto 5	2.8	6	17	26
A6 Quattro	Auto 5	2.7	6	17	24
	Man 6	2.7	6	17	24
	Auto 5	2.8	6	17	24
	Man 5	2.8	6	18	24
	Auto 5	4.2	8	17	24
A8 Quattro	Auto 5	4.2	8	17	24
BENTLEY					
Arnage	Auto 4	6.8	8	11	16
BMW					
740I Sport	Auto 5	4.4	8	17	23
740I Sport (M Mode)	Auto 5	4.4	8	15	21
BUICK					
Century	Auto 4	3.1	6	20	30
Regal	Auto 4	3.8	6	20	29
	Auto 4	3.8	6	18	27
CADILLAC					
Catera	Auto 4	3.0	6	18	24
Eldorado	Auto 4	4.6	8	17	28
Seville	Auto 4	4.6	8	17	28
CHEVROLET					
Lumina/MonteCarlo	Auto 4	3.1	6	20	30
	Auto 4	3.4	6	20	32
	Auto 4	3.8	6	20	29
Malibu	Auto 4	2.4	4	22	30
	Auto 4	3.1	6	20	30
CHRYSLER					
Cirrus	Auto 4	2.4	4	20	28
	Auto 4	2.5	6	19	27
Cirrus (M Mode)	Auto 4	2.5	6	18	26
DAEWOO					
Leganza	Auto 4	2.2	4	20	28
	Man 5	2.2	4	20	29
DODGE					
Stratus	Auto 4	2.0	4	21	29
	Auto 4	2.4	4	20	28
	Auto 4	2.5	6	19	27
Stratus (M Mode)	Auto 4	2.5	6	18	26

HONDA	Trans	Eng	Cyl	Cty	Hwy
Accord (VTEC)	Auto 4	2.3	4	23	30
Accord	Auto 4	2.3	4	22	29
Accord (VTEC)	Man 5	2.3	4	25	31
Accord	Man 5	2.3	4	23	30
	Auto 4	3.0	6	20	28
HYUNDAI					
Sonata	Auto 4	2.4	4	21	28
	Man 5	2.4	4	21	29
	Auto 4	2.5	6	20	27
	Man 5	2.5	6	20	28
INFINITI					
I30	Auto 4	3.0	6	20	28
Q45	Auto 4	4.1	8	18	23
JAGUAR					
Jaguar Vanden Plas	Auto 5	4.0	8	17	24
Jaguar Vanden Plas S/C	Auto 5	4.0	8	16	21
Jaguar X200 V6	Auto 5	3.0	6	18	26
Jaguar X200 V8	Auto 5	4.0	8	17	23
Jaguar XJ8L	Auto 5	4.0	8	17	24
LEXUS					
GS 300/GS 400	Auto 5	3.0	6	19	24
	Auto 5	4.0	8	17	24
LS 400	Auto 5	4.0	8	18	25
LINCOLN-MERCURY					
LS	Auto 5	3.0	6	18	25
LS (Select Shift)	Auto 5	3.0	6	17	24
LS	Man 5	3.0	6	17	25
LS (Select Shift)	Auto 5	3.9	8	17	24
LS	Auto 5	3.9	8	17	23
Sable	Auto 4	3.0	6	19	28
Sable (4 valve)	Auto 4	3.0	6	20	28
MAZDA					
626	Auto 4	2.0	4	22	28
	Man 5	2.0	4	26	32
	Auto 4	2.5	6	20	26
	Man 5	2.5	6	21	27
MERCEDES-BENZ					
E320	Auto 5	3.2	6	21	30
E320 4matic	Auto 5	3.2	6	20	28
E430	Auto 5	4.3	8	18	24
E430 4matic	Auto 5	4.3	8	17	23
E55 AMG	Auto 5	5.4	8	16	23
MINI					
Diamante Sedan	Auto 4	3.5	6	17	25
Galant	Auto 4	2.4	4	21	28
	Auto 4	3.0	6	20	27

ABBREVIATIONS:

Eng Engine Volume in Liters
 Cyl Number of Cylinders
 Cty MPG on City Test Procedure
 Hwy MPG on Highway Test Procedure
 Trans Transmission Type
 Auto Automatic Transmission
 Man Manual Transmission

⚡ LPG vehicle available
 ⬆️ Ethanol vehicle available
 ⚡ Electric vehicle available
 ⛽ Diesel vehicle available
 ↻ CNG vehicle available
 ✓ Most fuel-efficient manual or automatic per class

P Premium Gasoline
 T Turbocharger/Supercharger
 \$ Subject to Gas Guzzler Tax
 M Mode Multi-mode transmission
 SOHC Single Overhead Cam
 DOHC Double Overhead Cam
 VTEC Variable Valve Timing and Lift Electronic Control

LARGE CARS

NISSAN	Trans	Eng	Cyl	Cty	Hwy
Maxima	Auto 4	3.0	6	20	28
	Man 5	3.0	6	21	27
OLDSMOBILE					
Intrigue	Auto 4	3.5	6	19	28
PLYMOUTH					
Breeze	Auto 4	2.0	4	21	29
✓	Man 5	2.0	4	26	37
	Auto 4	2.4	4	20	28
PONTIAC					
Grand Prix	Auto 4	3.1	6	20	30
	Auto 4	3.8	6	20	29
	Auto 4	3.8	6	18	28
					PT
R-R MTR CARS LTD.					
R-R Silver Seraph	Auto 5	5.4	12	12	16
					P\$
SAAB					
SAAB 9-3	Auto 4	2.0	4	20	26
	Auto 4	2.0	4	20	25
	Man 5	2.0	4	22	29
	Man 5	2.0	4	21	29
SAAB 9-3 Viggen	Man 5	2.3	4	20	29
SAAB 9-5	Auto 4	2.3	4	19	27
	Auto 4	2.3	4	18	24
	Man 5	2.3	4	21	29
	Man 5	2.3	4	20	28
	Auto 4	3.0	6	18	26
					PT
SATURN					
✓ LS	Auto 4	2.2	4	23	32
	Man 5	2.2	4	24	32
	Auto 4	3.0	6	20	26
TOYOTA					
Camry	Auto 4	2.2	4	23	30
	Man 5	2.2	4	23	32
	Auto 4	3.0	6	19	27
	Man 5	3.0	6	20	28
VOLKSWAGEN					
Passat	Auto 5	1.8	4	20	29
	Man 5	1.8	4	24	31
	Auto 5	2.8	6	18	26
	Man 5	2.8	6	20	29
Passat 4motion	Auto 5	2.8	6	17	24
					P
VOLVO					
S70	Auto 4	2.3	5	19	27
	Man 5	2.3	5	20	27
	Auto 4	2.4	5	19	27
	Auto 5	2.4	5	20	28
	Man 5	2.4	5	21	29
S70AWD	Auto 4	2.4	5	18	25
S80	Auto 4	2.8	6	17	25
	Auto 4	2.9	6	18	26

AUDI	Trans	Eng	Cyl	Cty	Hwy
A8L	Auto 5	4.2	8	17	24
					P
BMW					
740iL, 740iL Protection	Auto 5	4.4	8	17	23
750iL, 750iL Protection	Auto 5	5.4	12	13	20
					P\$
BUICK					
Lesabre	Auto 4	3.8	6	19	30
Park Avenue	Auto 4	3.8	6	19	30
	Auto 4	3.8	6	18	27
					P
CADILLAC					
Deville	Auto 4	4.6	8	17	28
					P
CHEVROLET					
✓ Impala	Auto 4	3.4	6	20	32
	Auto 4	3.8	6	20	29
	Auto 4	3.8	6	20	29
					T
CHRYSLER					
300 M	Auto 4	3.5	6	18	26
Concorde	Auto 4	2.7	6	20	29
	Auto 4	3.2	6	19	27
LHS	Auto 4	3.5	6	18	26
DODGE					
Intrepid	Auto 4	2.7	6	20	29
Intrepid (M Mode)	Auto 4	2.7	6	20	29
Intrepid	Auto 4	3.2	6	19	28
	Auto 4	3.5	6	18	26
FORD					
Crown Victoria	Auto 4	4.6	8	18	25
	Auto 4	4.6	8	16	21
					\$
Taurus	Auto 4	3.0	6	19	28
	Auto 4	3.0	6	19	29
Taurus (4 valve)	Auto 4	3.0	6	20	28
LINCOLN-MERCURY					
Continental	Auto 4	4.6	8	17	25
Grand Marquis	Auto 4	4.6	8	18	25
Town Car	Auto 4	4.6	8	18	25
MERCEDES-BENZ					
S430	Auto 5	4.3	8	17	24
S500	Auto 5	5.0	8	16	23
					P\$
PONTIAC					
Bonneville	Auto 4	3.8	6	19	30
	Auto 4	3.8	6	18	27
					P
R-R MTR CARS LTD.					
R-R Park Ward	Auto 5	5.4	12	12	16
					P\$
TOYOTA					
✓ Avalon	Auto 4	3.0	6	21	29

ABBREVIATIONS:

Eng..... Engine Volume in Liters
 Cyl..... Number of Cylinders
 Cty..... MPG on City Test Procedure
 Hwy..... MPG on Highway Test Procedure
 Trans..... Transmission Type
 Auto..... Automatic Transmission
 Man..... Manual Transmission

⚡..... LPG vehicle available
 ⬆..... Ethanol vehicle available
 ⚡..... Electric vehicle available
 ⛽..... Diesel vehicle available
 ↻..... CNG vehicle available
 ✓..... Most fuel-efficient manual or automatic per class

P..... Premium Gasoline
 T..... Turbocharger/Supercharger
 \$..... Subject to Gas Guzzler Tax
 M Mode..... Multi-mode transmission
 SOHC..... Single Overhead Cam
 DOHC..... Double Overhead Cam
 VTEC..... Variable Valve Timing and Lift Electronic Control

SMALL STATION WAGONS

AUDI	Trans	Eng	Cyl	Cty	Hwy
A4 Avant	Auto 5	2.8	6	18	26
A4 Avant Quattro	Auto 5	1.8	4	19	28
	Man 5	1.8	4	22	29
	Auto 5	2.8	6	17	24
	Man 5	2.8	6	18	25
BMW					
323i Touring	Auto 5	2.5	6	19	27
	Man 5	2.5	6	20	29
528i Sport Wagon	Auto 4	2.8	6	18	26
	Auto 5	2.8	6	18	26
	Man 5	2.8	6	18	26
540i Sport Wagon	Auto 5	4.4	8	15	21
DAEWOO					
Nubira Station Wagon	Auto 4	2.0	4	22	30
	Man 5	2.0	4	22	31
HYUNDAI					
Elantra Wagon	Auto 4	2.0	4	21	30
	Man 5	2.0	4	23	32
SATURN					
✓ SW	Auto 4	1.9	4	27	36
SW (DOHC)	Auto 4	1.9	4	25	36
SW	Man 5	1.9	4	27	38
SUBARU					
Impreza Wagon AWD	Auto 4	2.2	4	23	29
	Man 5	2.2	4	23	29
SUZUKI					
✓ Esteem Wagon	Auto 4	1.6	4	26	33
	Man 5	1.6	4	30	36
	Auto 4	1.8	4	26	33
	Man 5	1.8	4	27	34
VOLVO					
V40	Auto 4	1.9	4	21	28

Lexus	Trans	Eng	Cyl	Cty	Hwy
RX 300 2WD	Auto 4	3.0	6	19	24
RX 300 4WD	Auto 4	3.0	6	18	22

LINCOLN-MERCURY	Trans	Eng	Cyl	Cty	Hwy
Sable Wagon	Auto 4	3.0	6	19	27

MERCEDES-BENZ	Trans	Eng	Cyl	Cty	Hwy
E320	Auto 5	3.2	6	20	27
E320 4matic	Auto 5	3.2	6	20	26

SAAB	Trans	Eng	Cyl	Cty	Hwy
9-5 Wagon	Auto 4	2.3	4	19	26
	Man 5	2.3	4	21	28
	Auto 4	3.0	6	19	26

SATURN	Trans	Eng	Cyl	Cty	Hwy
LW	Auto 4	2.2	4	22	30
	Auto 4	3.0	6	20	26

SUBARU	Trans	Eng	Cyl	Cty	Hwy
Legacy Wagon AWD	Auto 4	2.5	4	22	27
	Man 5	2.5	4	21	28

VOLKSWAGEN	Trans	Eng	Cyl	Cty	Hwy
Passat Wagon	Auto 5	1.8	4	20	29
✓	Man 5	1.8	4	24	31
	Auto 5	2.8	6	18	26
	Man 5	2.8	6	20	29
Passat Wagon 4motion	Auto 5	2.8	6	17	24

VOLVO	Trans	Eng	Cyl	Cty	Hwy
V70	Auto 4	2.3	5	19	27
	Man 5	2.3	5	20	27
	Auto 4	2.4	5	19	27
	Auto 5	2.4	5	20	28
	Man 5	2.4	5	21	29
V70 AWD	Auto 4	2.4	5	18	25
	Auto 5	2.4	5	18	23

MIDSIZE STATION WAGONS

AUDI	Trans	Eng	Cyl	Cty	Hwy
A6 Avant Quattro	Auto 5	2.8	6	17	24
FORD					
✓ Focus Station Wagon	Auto 4	2.0	4	26	33
Focus Station Wagon (4 valve)	Auto 4	2.0	4	25	32
Taurus Wagon	Auto 4	3.0	6	19	27

SMALL PICKUP TRUCKS-2WD

CHEVROLET	Trans	Eng	Cyl	Cty	Hwy
✓ S10 Pickup 2WD	Auto 4	2.2	4	19	26
	Auto 4	2.2	4	19	25
✓	Man 5	2.2	4	23	29
	Man 5	2.2	4	22	28
	Auto 4	4.3	6	17	22
	Man 5	4.3	6	17	23

ABBREVIATIONS:

Eng Engine Volume in Liters
 Cyl Number of Cylinders
 Cty MPG on City Test Procedure
 Hwy MPG on Highway Test Procedure
 Trans Transmission Type
 Auto Automatic Transmission
 Man Manual Transmission

⚡ LPG vehicle available
 ⬆️ Ethanol vehicle available
 ⚡ Electric vehicle available
 ⛽ Diesel vehicle available
 ↻ CNG vehicle available
 ✓ Most fuel-efficient manual or automatic per class

P Premium Gasoline
 T Turbocharger/Supercharger
 \$ Subject to Gas Guzzler Tax
 M Mode Multi-mode transmission
 SOHC Single Overhead Cam
 DOHC Double Overhead Cam
 VTEC Variable Valve Timing and Lift Electronic Control

	Trans	Eng	Cyl	Cty	Hwy
GMC					
✓ Sonoma 2WD	Auto 4	2.2	4	19	26
	Auto 4	2.2	4	19	25
✓	Man 5	2.2	4	23	29
	Man 5	2.2	4	22	28
	Auto 4	4.3	6	17	22
	Man 5	4.3	6	17	23

	Trans	Eng	Cyl	Cty	Hwy
ISUZU					
✓ Hombre Pickup 2WD	Auto 4	2.2	4	19	26
	Auto 4	2.2	4	19	25
✓	Man 5	2.2	4	23	29
	Man 5	2.2	4	22	28
	Auto 4	4.3	6	17	22

	Trans	Eng	Cyl	Cty	Hwy
GMC					
C1500 Sierra 2WD	Auto 4	4.3	6	16	20
	Man 5	4.3	6	17	23
	Auto 4	4.8	8	16	21
	Man 5	4.8	8	16	20
	Auto 4	5.3	8	16	20
C2500 Sierra 2WD	Auto 4	5.3	8	15	19
	Auto 4	6.0	8	12	16

	Trans	Eng	Cyl	Cty	Hwy
MAZDA					
✓ 2500 2WD	Auto 4	2.5	4	20	25
✓	Man 5	2.5	4	22	27
B3000 FFV 2WD	Auto 4	3.0	6	17	22
	Man 5	3.0	6	18	23
B4000 2WD	Auto 5	4.0	6	16	21
	Man 5	4.0	6	18	22

STANDARD PICKUP TRUCKS-2WD

	Trans	Eng	Cyl	Cty	Hwy
CHEVROLET					
C1500 Silverado 2WD	Auto 4	4.3	6	16	20
	Man 5	4.3	6	17	23
	Auto 4	4.8	8	16	21
	Man 5	4.8	8	16	20
	Auto 4	5.3	8	16	20
C2500 Silverado 2WD	Auto 4	5.3	8	15	19
	Auto 4	6.0	8	12	16

	Trans	Eng	Cyl	Cty	Hwy
DODGE					
Dakota Pickup 2WD	Man 5	2.5	4	20	24
	Auto 4	3.9	6	16	21
	Man 5	3.9	6	17	23
	Auto 4	4.7	8	15	20
	Man 5	4.7	8	14	20
	Auto 4	5.9	8	12	17
RAM 1500 Pickup 2WD	Auto 4	3.9	6	15	20
	Man 5	3.9	6	15	21
	Auto 4	5.2	8	13	18
	Man 5	5.2	8	14	19
	Auto 4	5.9	8	12	18

	Trans	Eng	Cyl	Cty	Hwy
FORD					
F150 Pickup 2WD	Auto 4	4.2	6	16	20
	Man 5	4.2	6	16	21
F150 Pickup 2WD	Auto 4	4.6	8	15	20
	Man 5	4.6	8	15	20
	Auto 4	5.4	8	15	19

	Trans	Eng	Cyl	Cty	Hwy
Lighting Pickup 2WD	Auto 4	5.4	8	13	17
					PT
Ranger FFV 2WD	Auto 4	3.0	6	17	22
	Man 5	3.0	6	18	23
✓ Ranger Pickup 2WD	Auto 4	2.5	4	20	25
✓	Man 5	2.5	4	22	27
	Auto 5	4.0	6	16	21
	Man 5	4.0	6	18	22

	Trans	Eng	Cyl	Cty	Hwy
NISSAN					
Frontier Truck 2WD	Auto 4	2.4	4	20	24
	Man 5	2.4	4	22	26
Frontier Truck V6 2WD	Auto 4	3.3	6	16	19
	Man 5	3.3	6	17	19

	Trans	Eng	Cyl	Cty	Hwy
TOYOTA					
✓ Tacoma 2WD	Auto 4	2.4	4	21	24
	Man 5	2.4	4	22	26
	Auto 4	2.7	4	19	21
	Auto 4	3.4	6	18	21
	Man 5	3.4	6	19	23
Tundra 2WD	Auto 4	3.4	6	16	19
	Man 5	3.4	6	16	19
	Auto 4	4.7	8	15	18

STANDARD PICKUP TRUCKS-4WD

	Trans	Eng	Cyl	Cty	Hwy
CHEVROLET					
K1500 Silverado 4WD	Auto 4	4.3	6	16	20
	Man 5	4.3	6	15	18
	Auto 4	4.8	8	15	18
	Man 5	4.8	8	15	19
	Auto 4	5.3	8	15	18
S10 Pickup 4WD	Auto 4	4.3	6	16	21
	Man 5	4.3	6	17	22

	Trans	Eng	Cyl	Cty	Hwy
DODGE					
Dakota Pickup 4WD	Auto 4	3.9	6	14	18
	Man 5	3.9	6	15	19
	Auto 4	4.7	8	14	19
	Man 5	4.7	8	14	18
	Auto 4	5.9	8	12	16
RAM 1500 Pickup 4WD	Auto 4	5.2	8	12	16
	Man 5	5.2	8	13	17
	Auto 4	5.9	8	12	17

ABBREVIATIONS:

Eng..... Engine Volume in Liters
 Cyl..... Number of Cylinders
 Cty..... MPG on City Test Procedure
 Hwy..... MPG on Highway Test Procedure
 Trans..... Transmission Type
 Auto..... Automatic Transmission
 Man..... Manual Transmission

⚡..... **LPG** vehicle available
 ⬆..... **Ethanol** vehicle available
 ⚡..... **Electric** vehicle available
 ⛽..... **Diesel** vehicle available
 ↻..... **CNG** vehicle available
 ✓..... Most fuel-efficient manual or automatic per class

P..... Premium Gasoline
 T..... Turbocharger/Supercharger
 \$..... Subject to Gas Guzzler Tax
 M Mode..... Multi-mode transmission
 SOHC..... Single Overhead Cam
 DOHC..... Double Overhead Cam
 VTEC..... Variable Valve Timing and Lift Electronic Control

FORD	Trans	Eng	Cyl	Cty	Hwy
F150 Pickup 4WD	Auto 4	4.2	6	15	19
	Man 5	4.2	6	15	18
	Auto 4	4.6	8	14	18
	Man 5	4.6	8	14	18
	Auto 4	5.4	8	14	18
Ranger FFV 4WD	Auto 4	3.0	6	15	19
	Man 5	3.0	6	17	21
Ranger Pickup 4WD	Auto 5	4.0	6	15	19
	Man 5	4.0	6	16	20
GMC					
K1500 Sierra 4WD	Auto 4	4.3	6	16	20
	Man 5	4.3	6	15	18
	Auto 4	4.8	8	15	18
	Man 5	4.8	8	15	19
	Auto 4	5.3	8	15	18
Sonoma 4WD	Auto 4	4.3	6	16	21
	Man 5	4.3	6	17	22
ISUZU					
Hombre Pickup 4WD	Auto 4	4.3	6	16	21
	Man 5	4.3	6	17	22
MAZDA					
B3000 FFV 4WD	Auto 4	3.0	6	15	19
	Man 5	3.0	6	17	21
B4000 4WD	Auto 5	4.0	6	15	19
	Man 5	4.0	6	16	20
NISSAN					
✓ Frontier Truck 4WD	Man 5	2.4	4	18	21
Frontier Truck V6 4WD	Auto 4	3.3	6	15	19
	Man 5	3.3	6	16	18
TOYOTA					
✓ Tacoma 4WD	Auto 4	2.7	4	19	21
	Man 5	2.7	4	17	20
	Auto 4	3.4	6	17	20
	Man 5	3.4	6	17	20
Tundra 4WD	Auto 4	3.4	6	15	18
	Man 5	3.4	6	15	18
	Auto 4	4.7	8	14	17

VANS, CARGO TYPE

CHEVROLET	Trans	Eng	Cyl	Cty	Hwy
✓ Astro 2WD	Auto 4	4.3	6	16	22
Astro AWD	Auto 4	4.3	6	16	20
G1500/2500 Chevy Van 2WD	Auto 4	4.3	6	15	18
	Auto 4	5.0	8	14	18
	Auto 4	5.7	8	14	18
DODGE					
B1500 Van 2WD	Auto 3	3.9	6	15	17
	Auto 4	5.2	8	13	19
	Auto 4	5.9	8	12	17
B2500 Van 2WD	Auto 4	5.2	8	13	19
	Auto 4	5.9	8	12	18
FORD					
E150 Econoline 2WD	Auto 4	4.2	6	14	19
	Auto 4	4.6	8	15	20
	Auto 4	5.4	8	15	19
E250 Econoline 2WD	Auto 4	4.2	6	14	18
	Auto 4	5.4	8	13	18
GMC					
G1500/2500 Savana 2WD Cargo	Auto 4	4.3	6	15	18
	Auto 4	5.0	8	14	18
	Auto 4	5.7	8	14	18
✓ Safari 2WD	Auto 4	4.3	6	16	22
Safari AWD	Auto 4	4.3	6	16	20

VANS, PASSENGER TYPE

CHEVROLET	Trans	Eng	Cyl	Cty	Hwy
✓ Astro 2WD	Auto 4	4.3	6	16	20
Astro AWD	Auto 4	4.3	6	15	19
G1500/2500 Express 2WD	Auto 4	4.3	6	14	18
	Auto 4	5.0	8	14	17
	Auto 4	5.7	8	14	18
DODGE					
B1500 Wagon 2WD	Auto 3	3.9	6	14	16
	Auto 4	5.2	8	13	19
B2500 Wagon 2WD	Auto 4	5.2	8	12	15
	Auto 4	5.9	8	12	18
FORD					
E150 Club Wagon	Auto 4	4.2	6	14	17
	Auto 4	4.6	8	14	19
	Auto 4	5.4	8	13	17
GMC					
G1500/2500 Savana (Pass.)	Auto 4	4.3	6	14	18
	Auto 4	5.0	8	14	17
	Auto 4	5.7	8	14	18
✓ Safari 2WD	Auto 4	4.3	6	16	20
Safari AWD	Auto 4	4.3	6	15	19

ABBREVIATIONS:

Eng..... Engine Volume in Liters	⚡..... Electric vehicle available	P..... Premium Gasoline
Cyl..... Number of Cylinders	⚡..... Diesel vehicle available	T..... Turbocharger/Supercharger
Cty..... MPG on City Test Procedure	⚡..... Ethanol vehicle available	\$..... Subject to Gas Guzzler Tax
Hwy..... MPG on Highway Test Procedure	⚡..... LPG vehicle available	M Mode..... Multi-mode transmission
Trans..... Transmission Type	⚡..... CNG vehicle available	SOHC..... Single Overhead Cam
Auto..... Automatic Transmission	✓..... Most fuel-efficient manual or automatic per class	DOHC..... Double Overhead Cam
Man..... Manual Transmission		VTEC..... Variable Valve Timing and Lift Electronic Control

SPECIAL PURPOSE VEHICLES-2WD

FORD	Trans	Eng	Cyl	Cty	Hwy
Postal Vehicle	Auto 5	.. 4 6	16	18

VOLKSWAGEN	Trans	Eng	Cyl	Cty	Hwy
Eurovan Camper	Auto 4	.. 2.8 6	14	19

MINIVANS-2WD

CHEVROLET	Trans	Eng	Cyl	Cty	Hwy
Venture FWD	Auto 4	.. 3.4 6	19	26

CHRYSLER	Trans	Eng	Cyl	Cty	Hwy
Town & Country 2WD	Auto 4	.. 3.3 6	17	24
	Auto 4	.. 3.3 6	17	24
	Auto 4	.. 3.8 6	17	24

DODGE	Trans	Eng	Cyl	Cty	Hwy
✓ Caravan 2WD	Auto 3	.. 2.4 4	20	26
	Auto 4	.. 3.0 6	18	25
	Auto 4	.. 3.3 6	18	25
	Auto 4	.. 3.3 6	18	25
	Auto 4	.. 3.8 6	17	24
Caravan 2WD (M Mode)	Auto 4	.. 3.8 6	17	24

FORD	Trans	Eng	Cyl	Cty	Hwy
Windstar FWD Cargo Van	Auto 4	.. 3.0 6	17	23
	Auto 4	.. 3.8 6	18	23
Windstar FWD Wagon	Auto 4	.. 3.0 6	17	23
	Auto 4	.. 3.8 6	17	23

HONDA	Trans	Eng	Cyl	Cty	Hwy
Odyssey	Auto 4	.. 3.5 6	18	25

MAZDA	Trans	Eng	Cyl	Cty	Hwy
MPV	Auto 4	.. 2.5 6	18	23

MERCURY	Trans	Eng	Cyl	Cty	Hwy
Villager FWD Wagon	Auto 4	.. 3.3 6	17	24

NISSAN	Trans	Eng	Cyl	Cty	Hwy
Quest	Auto 4	.. 3.3 6	17	24

OLDSMOBILE	Trans	Eng	Cyl	Cty	Hwy
Silhouette FWD	Auto 4	.. 3.4 6	19	26

PLYMOUTH	Trans	Eng	Cyl	Cty	Hwy
✓ Voyager 2WD	Auto 3	.. 2.4 4	20	26
	Auto 4	.. 3.0 6	18	25
	Auto 4	.. 3.3 6	18	25
	Auto 4	.. 3.3 6	18	25
	Auto 4	.. 3.8 6	17	24

PONTIAC	Trans	Eng	Cyl	Cty	Hwy
Montana FWD	Auto 4	.. 3.4 6	19	26

TOYOTA	Trans	Eng	Cyl	Cty	Hwy
Sienna	Auto 4	.. 3.0 6	18	24

VOLKSWAGEN	Trans	Eng	Cyl	Cty	Hwy
Eurovan	Auto 4	.. 2.8 6	15	20

MINIVANS-4WD

CHRYSLER	Trans	Eng	Cyl	Cty	Hwy
Town & Country AWD	Auto 4	.. 3.8 6	16	23

DODGE	Trans	Eng	Cyl	Cty	Hwy
Caravan AWD	Auto 4	.. 3.8 6	16	23
Caravan AWD (M Mode)	Auto 4	.. 3.8 6	16	23

SPORT UTILITY VEHICLES-2WD

CHEVROLET	Trans	Eng	Cyl	Cty	Hwy
Blazer 2WD	Auto 4	.. 4.3 6	16	22
	Man 5	.. 4.3 6	17	23
C1500 Suburban 2WD	Auto 4	.. 5.7 8	14	18
C1500 Tahoe 2WD	Auto 4	.. 4.8 8	15	20
C1500 Tahoe 2WD (police)	Auto 4	.. 4.8 8	14	18
C1500 Tahoe 2WD	Auto 4	.. 5.7 8	14	18
✓ Tracker 2WD conv	Man 5	.. 1.6 4	25	28
	Auto 4	.. 2.0 4	23	25
	Man 5	.. 2.0 4	23	25
Tracker 2WD Hardtop	Auto 4	.. 2.0 4	24	26
	Man 5	.. 2.0 4	23	25

DODGE	Trans	Eng	Cyl	Cty	Hwy
Durango 2WD	Auto 4	.. 4.7 8	15	20
	Auto 4	.. 5.2 8	14	19
	Auto 4	.. 5.9 8	12	17

ABBREVIATIONS:

Eng..... Engine Volume in Liters
 Cyl..... Number of Cylinders
 Cty..... MPG on City Test Procedure
 Hwy..... MPG on Highway Test Procedure
 Trans..... Transmission Type
 Auto..... Automatic Transmission
 Man..... Manual Transmission

⚡..... LPG vehicle available
 ⬆..... Ethanol vehicle available
 ⚡..... Electric vehicle available
 ⛽..... Diesel vehicle available
 ↻..... CNG vehicle available
 ✓..... Most fuel-efficient manual or automatic per class

P..... Premium Gasoline
 T..... Turbocharger/Supercharger
 \$..... Subject to Gas Guzzler Tax
 M Mode..... Multi-mode transmission
 SOHC..... Single Overhead Cam
 DOHC..... Double Overhead Cam
 VTEC..... Variable Valve Timing and Lift Electronic Control

FORD	Trans	Eng	Cyl	Cty	Hwy
Expedition 2WD	Auto 4	4.6	8	15	20
	Auto 4	5.4	8	13	18
Explorer 2WD	Auto 5	4.0	6	16	21
Explorer 2WD FFV	Auto 5	4.0	6	16	18
Explorer 2WD (SOHC)	Auto 5	4.0	6	16	21
Explorer 2WD	Man 5	4.0	6	18	23
	Auto 4	5.0	8	14	20
GMC					
C1500 Yukon 2WD	Auto 4	4.8	8	15	20
C1500 Yukon 2WD (police)	Auto 4	4.8	8	14	18
C1500 Yukon 2WD	Auto 4	5.7	8	14	18
C1500 Yukon XL 2WD	Auto 4	5.7	8	14	18
Jimmy 2WD	Auto 4	4.3	6	16	22
	Man 5	4.3	6	17	23
HONDA					
CR-V 2WD	Auto 4	2.0	4	22	25
Passport 2WD	Auto 4	3.2	6	16	21
	Man 5	3.2	6	16	20
ISUZU					
Amigo 2WD	Man 5	2.2	4	20	23
	Auto 4	3.2	6	16	19
Rodeo 2WD	Man 5	2.2	4	20	23
	Auto 4	3.2	6	16	21
	Man 5	3.2	6	16	20
Trooper 2WD	Auto 4	3.5	6	15	19
JEEP					
Cherokee 2WD	Auto 3	2.5	4	18	23
	Man 5	2.5	4	20	24
	Auto 4	4.0	6	16	22
	Man 5	4.0	6	18	24
Grand Cherokee 2WD	Auto 4	4.0	6	17	22
	Auto 4	4.7	8	15	20
KIA					
Sportage 2WD	Auto 4	2.0	4	18	21
	Man 5	2.0	4	20	23
LINCOLN					
Navigator 2WD	Auto 4	5.4	8	12	17 ... P
MERCURY					
Mountaineer 2WD (SOHC)	Auto 5	4.0	6	16	21
Mountaineer 2WD	Auto 4	5.0	8	14	20
MITSUBISHI					
Montero Sport 2WD	Auto 4	3.0	6	17	20
	Auto 4	3.5	6	17	20
Nativa 2WD	Auto 4	2.4	4	19	24
	Man 5	2.4	4	22	24
	Auto 4	3.0	6	17	20

NISSAN	Trans	Eng	Cyl	Cty	Hwy
Pathfinder 2WD	Auto 4	3.3	6	16	19
	Man 5	3.3	6	17	19
Xterra 2WD	Man 5	2.4	4	19	24
Xterra V6 2WD	Auto 4	3.3	6	16	19
	Man 5	3.3	6	17	19
SUZUKI					
Grand Vitara 4-DR 2WD	Auto 4	2.5	6	19	21
	Man 5	2.5	6	19	22
✓ Vitara 2-DR 2WD	Auto 4	1.6	4	25	27
✓	Man 5	1.6	4	25	28
	Auto 4	2.0	4	23	25
	Man 5	2.0	4	22	24
Vitara 4-DR 2WD	Auto 4	2.0	4	23	25
	Man 5	2.0	4	22	25
TOYOTA					
4Runner 2WD	Auto 4	2.7	4	20	24
	Man 5	2.7	4	18	23
	Auto 4	3.4	6	17	21
✓ Rav4 2WD	Auto 4	2.0	4	24	29
✓	Man 5	2.0	4	24	29
✓ Rav4 Soft Top 2WD	Auto 4	2.0	4	24	29
✓	Man 5	2.0	4	24	29

SPORT UTILITY VEHICLES-4WD

BMW	Trans	Eng	Cyl	Cty	Hwy
X5	Auto 5	4.4	8	13	17 ... P
CADILLAC					
Escalade 4WD	Auto 4	5.7	8	12	16
CHEVROLET					
Blazer 4WD	Auto 4	4.3	6	16	20
	Man 5	4.3	6	15	18
K1500 Suburban 4WD	Auto 4	5.3	8	14	16
K1500 Tahoe 4WD	Auto 4	4.8	8	14	18
	Auto 4	5.3	8	14	17
	Auto 4	5.7	8	12	16
✓ Tracker 4X4 conv	Man 5	1.6	4	25	27
	Auto 4	2.0	4	23	25
	Man 5	2.0	4	22	25
Tracker 4X4 Hardtop	Auto 4	2.0	4	23	25
	Man 5	2.0	4	22	25
DODGE					
Durango 4WD	Auto 4	4.7	8	14	18
	Auto 4	5.9	8	12	16

ABBREVIATIONS:

Eng Engine Volume in Liters
 Cyl Number of Cylinders
 Cty MPG on City Test Procedure
 Hwy MPG on Highway Test Procedure
 Trans Transmission Type
 Auto Automatic Transmission
 Man Manual Transmission

⚡ LPG vehicle available
 ⬆️ Ethanol vehicle available
 ⚡ Electric vehicle available
 ⛽ Diesel vehicle available
 ↻ CNG vehicle available
 ✓ Most fuel-efficient manual or automatic per class

P Premium Gasoline
 T Turbocharger/Supercharger
 \$ Subject to Gas Guzzler Tax
 M Mode Multi-mode transmission
 SOHC Single Overhead Cam
 DOHC Double Overhead Cam
 VTEC Variable Valve Timing and Lift Electronic Control

FORD	Trans	Eng	Cyl	Cty	Hwy
Expedition 4WD	Auto 4	4.6	8	14	18
	Auto 4	5.4	8	12	16
Explorer 4WD (SOHC)	Auto 5	4.0	6	16	20
Explorer 4WD	Auto 5	4.0	6	15	20
	Man 5	4.0	6	16	20
	Auto 4	5.0	8	14	20
GMC					
Jimmy 4WD	Auto 4	4.3	6	16	20
	Man 5	4.3	6	15	18
K1500 Yukon 4WD	Auto 4	4.8	8	14	18
	Auto 4	5.3	8	14	17
	Auto 4	5.7	8	12	16
K1500 Yukon XL 4WD	Auto 4	5.3	8	14	16
HONDA					
CR-V 4WD	Auto 4	2.0	4	22	25
	Man 5	2.0	4	22	25
Passport 4WD	Auto 4	3.2	6	16	20
	Man 5	3.2	6	16	20
INFINITI					
QX4 4WD	Auto 4	3.3	6	15	18
ISUZU					
Amigo 4WD	Auto 4	3.2	6	16	19
	Man 5	3.2	6	17	20
Rodeo 4WD	Auto 4	3.2	6	16	20
	Man 5	3.2	6	16	20
Trooper	Auto 4	3.5	6	15	19
	Man 5	3.5	6	15	19
Vehicross	Auto 4	3.5	6	15	19
JEEP					
Cherokee 4WD	Man 5	2.5	4	18	20
	Auto 4	4.0	6	16	20
	Man 5	4.0	6	17	22
Grand Cherokee 4WD	Auto 4	4.0	6	16	21
	Auto 4	4.7	8	15	19
Wrangler 4WD	Auto 3	2.5	4	16	19
	Man 5	2.5	4	18	20
	Auto 3	4.0	6	15	18
	Man 5	4.0	6	16	19
KIA					
Sportage 4WD	Auto 4	2.0	4	19	22
	Man 5	2.0	4	20	22
LAND ROVER					
Land Rover Disc Ser II	Auto 4	4.0	8	13	17
Range Rover	Auto 4	4.0	8	13	17
	Auto 4	4.6	8	12	15
LEXUS					
LX 470	Auto 4	4.7	6	13	16

LINCOLN	Trans	Eng	Cyl	Cty	Hwy
Navigator 4WD	Auto 4	5.4	8	12	17
MERCEDES-BENZ					
ML320	Auto 5	3.2	6	16	20
ML430	Auto 5	4.3	8	15	19
ML55	Auto 5	5.5	8	14	17
MERCURY					
Mountaineer 4WD	Auto 5	4.0	6	16	20
	Auto 4	5.0	8	14	20
MITSUBISHI					
Montero	Auto 4	3.0	6	16	20
	Man 5	3.0	6	16	18
	Auto 4	3.5	6	16	19
Montero Sport 4WD	Auto 4	3.0	6	17	20
	Auto 4	3.5	6	15	18
Nativa 4WD	Auto 4	3.0	6	17	20
NISSAN					
Pathfinder 4WD	Auto 4	3.3	6	15	19
	Man 5	3.3	6	16	18
Xterra V6 4WD	Auto 4	3.3	6	15	19
	Man 5	3.3	6	16	18
OLDSMOBILE					
Bravada AWD	Auto 4	4.3	6	16	20
SUBARU					
Forester AWD	Auto 4	2.5	4	22	27
	Man 5	2.5	4	21	28
SUZUKI					
Grand Vitara 4-DR 4WD	Auto 4	2.5	6	18	20
	Man 5	2.5	6	19	21
✓ Vitara 2-DR 4WD	Auto 4	1.6	4	24	27
✓	Man 5	1.6	4	25	27
	Auto 4	2.0	4	23	25
	Man 5	2.0	4	22	24
Vitara 4-DR 4WD	Auto 4	2.0	4	23	25
	Man 5	2.0	4	22	25
TOYOTA					
4Runner 4WD	Auto 4	2.7	4	19	21
	Man 5	2.7	4	17	21
	Auto 4	3.4	6	17	19
	Man 5	3.4	6	17	20
Land Cruiser Wagon 4WD	Auto 4	4.7	6	13	16
Rav4 4WD	Auto 4	2.0	4	22	26
	Man 5	2.0	4	22	25
Rav4 Soft Top 4WD	Auto 4	2.0	4	22	27
	Man 5	2.0	4	22	26

ABBREVIATIONS:

Eng..... Engine Volume in Liters
 Cyl..... Number of Cylinders
 Cty..... MPG on City Test Procedure
 Hwy..... MPG on Highway Test Procedure
 Trans..... Transmission Type
 Auto..... Automatic Transmission
 Man..... Manual Transmission

⚡..... LPG vehicle available
 ⬆..... Ethanol vehicle available
 ⚡..... Electric vehicle available
 ⛽..... Diesel vehicle available
 ↻..... CNG vehicle available
 ✓..... Most fuel-efficient manual or automatic per class

P..... Premium Gasoline
 T..... Turbocharger/Supercharger
 \$..... Subject to Gas Guzzler Tax
 M Mode..... Multi-mode transmission
 SOHC..... Single Overhead Cam
 DOHC..... Double Overhead Cam
 VTEC..... Variable Valve Timing and Lift Electronic Control

VEHICLE CLASSES USED IN THIS GUIDE

CARS

(based on interior passenger and cargo volume)

TWO-SEATERS

SEDANS

Minicompact

Subcompact

Compact

Midsize

Large

Passenger and Cargo Volume

Under 85 Cubic Feet

85 to 99 Cubic Feet

100 to 109 Cubic Feet

110 to 119 Cubic Feet

120 or More Cubic Feet

STATION WAGONS

Passenger and Cargo Volume

Small

Under 130 Cubic Feet

Midsize

130 to 159 Cubic Feet

Large

160 or More Cubic Feet

TRUCKS

(based on body style and load-bearing capacity)

PICKUP TRUCKS

Small

2 Wheel Drive

4 Wheel Drive

Large

2 Wheel Drive

4 Wheel Drive

Gross Vehicle Weight Rating

Under 4500 Pounds

4500 to 8500 Pounds

VANS

Passenger

Cargo

SPECIAL PURPOSE VEHICLES

MINIVANS

2 Wheel Drive

4 Wheel Drive

SPORT UTILITY VEHICLES

2 Wheel Drive

4 Wheel Drive

WHY SOME VEHICLES ARE NOT IN THE GUIDE

Some larger van, pickup truck, and sport utility vehicle models belong to the heavy-duty vehicle category (vehicles above 8,500 pounds GVWR). Fuel economy regulations do not apply to heavy-duty vehicles. These models do not have fuel economy labels in the window and are not included in this Guide.

NOTE: This guide is based on the latest information available at press time. As more data are received, it will be posted on the website (www.fueleconomy.gov).

INDEX TO THE 2000 FUEL ECONOMY GUIDE

ACURA

3.2TL 12
 3.5RL 12
 Integra 9
 Integra (DOHC/VTEC) 9
 NSX 8

ASTON MARTIN

DB-7 Vantage Coupe 8
 DB-7 Vantage Volante 8

AUDI

A4 10
 A4 Avant 14
 A4 Avant Quattro 14
 A4 Quattro 10
 A6 12
 A6 Avant Quattro 14
 A6 Quattro 12
 A8 Quattro 12
 A8L 13
 S4 10
 TT Coupe 8
 TT Coupe Quattro 8

BENTLEY

Arnage 12
 Azure 9
 Continental R 10
 Continental SC 9
 Continental T 9

BMW

323Ci 9
 323i 10
 323i (M Mode) 10
 323i conv 8
 323i Touring 14
 328Ci 9
 328i 10
 328i (M Mode) 10
 528i 10
 528i Sport Wagon 14
 540i 10
 540i (M Mode) 10
 540i Sport Wagon 14
 740i Sport 12
 740i Sport (M Mode) 12
 740iL, 740iL Protection 13
 750iL, 750iL Protection 13
 M Coupe 8
 M Roadster 8
 M5 10
 X5 18
 Z3 Coupe 8
 Z3 Roadster 8
 Z8 8

BUICK

Century 12
 Lesabre 13
 Park Avenue 13
 Regal 12

CADILLAC

Catera 12
 Deville 13
 Eldorado 12
 Escalade 4WD 18
 Seville 12

CHEVROLET

Astro 2WD (Cargo) 16
 Astro 2WD (Passenger) 16
 Astro AWD (Cargo) 16
 Astro AWD (Passenger) 16
 Blazer 2WD 17
 Blazer 4WD 18
 C1500 Silverado 2WD 15
 C1500 Suburban 2WD 17
 C1500 Tahoe 2WD 17
 C2500 Silverado 2WD 15
 Camaro 9
 Cavalier 9
 Cavalier (bi-fuel) 5
 Corvette 8
 G1500/2500 Chevy Express
 2WD 16
 G1500/2500 Chevy Van 2WD
 16

Impala 13
 K1500 Silverado 4WD 15
 K1500 Suburban 4WD 18
 K1500 Tahoe 4WD 18
 Lumina/Monte Carlo 12
 Malibu 12
 Metro 9
 Prizm 10
 S10 Pickup 2WD 14
 S10 Pickup 4WD 15
 Tracker 2WD conv 17
 Tracker 2WD hardtop 17
 Tracker 4X4 conv 18
 Tracker 4X4 hardtop 18
 Venture FWD 17

CHRYSLER

300 M 13
 Cirrus 12
 Cirrus (M Mode) 12
 Concorde 13
 LHS 13
 Sebring 10
 Sebring conv 10
 Sebring conv (M Mode) 10
 Town & Country 2WD 17
 Town & Country AWD 17
 Town & Country FFV - 2WD 7

DAEWOO

Lanos 10
 Leganza 12
 Nubira 10
 Nubira Station Wagon 14

DODGE

Avenger 10
 B1500 Van 2WD 16

B1500 Wagon 2WD 16
 B2500 Van 2WD 16
 B2500 Wagon 2WD 16
 Caravan 2WD 17
 Caravan 2WD (M Mode) 17
 Caravan AWD 17
 Caravan AWD (M Mode) 17
 Caravan FFV - 2WD 7
 Dakota Pickup 2WD 15
 Dakota Pickup 4WD 15
 Durango 2WD 17
 Durango 4WD 18
 Intrepid 13
 Intrepid (M Mode) 13
 Neon 10
 RAM 1500 Pickup 2WD 15
 RAM 1500 Pickup 4WD 15
 Stratus 12
 Stratus (M Mode) 12
 Viper conv 8
 Viper coupe 8

FERRARI

360 Modena/Spider 8
 456 MGT/MGTA 9
 550 Maranello 8

FORD

Contour 10
 Crown Victoria 13
 Crown Victoria (nat'l gas) 5
 E150 Club Wagon 16
 E150 Econoline 2WD 16
 E250 Econoline 2WD 5, 16
 Escort 10
 Escort ZX2 9
 Expedition 2WD 18
 Expedition 4WD 19
 Explorer 2WD 18
 Explorer 2WD (SOHC) 18
 Explorer 4WD 19
 Explorer 4WD (SOHC) 19
 F150 Pickup 2WD 15
 F150 Pickup 2WD (nat'l gas)
 5
 F150 Pickup 4WD 16
 Focus 10
 Focus (4 valve) 10
 Focus Station Wagon 14
 Focus Station Wagon (4 valve)
 14
 Lighting Pickup 2WD 15
 Mustang 9
 Mustang (4V) 9
 Ranger Electric 6
 Ranger FFV 2WD 7, 15
 Ranger FFV 4WD 7, 16
 Ranger Pickup 2WD 15
 Ranger Pickup 4WD 16
 Taurus 13
 Taurus Wagon 14
 Windstar FWD Cargo Van 17
 Windstar FWD Wagon 17

GMC

C1500 Sierra 2WD 15
 C1500 Yukon 2WD 18
 C1500 Yukon XL 2WD 18
 C2500 Sierra 2WD 15
 G1500/2500 Savana (Passen-
 ger) 16
 G1500/2500 Savana 2WD
 Cargo 16
 Jimmy 2WD 18
 Jimmy 4WD 19
 K1500 Sierra 4WD 16
 K1500 Yukon 4WD 19
 K1500 Yukon XL 4WD 19
 Safari 2WD (Cargo) 16
 Safari 2WD (Passenger) 16
 Safari AWD (Cargo) 16
 Safari AWD (Passenger) 16
 Sonoma 2WD 15
 Sonoma 4WD 16

HONDA

Accord 12
 Accord (VTEC) 12
 Civic 9
 Civic (DOHC/VTEC) 9
 Civic (VTEC) 9
 Civic GX (nat'l gas) 5
 Civic HX 9
 CR-V 2WD 18
 CR-V 4WD 19
 Insight 8
 Odyssey 17
 Passport 2WD 18
 Passport 4WD 19
 Prelude 9
 S2000 8

HYUNDAI

Accent/Brio 10
 Elantra Sedan 10
 Elantra Wagon 14
 Sonata 12
 Tiburon 9

IMPCO

Cavalier Dual Fuel 9

INFINITI

G20 11
 I30 12
 Q45 12
 QX4 4WD 19

ISUZU

Amigo 2WD 18
 Amigo 4WD 19
 Hombre Pickup 2WD 15
 Hombre Pickup 4WD 16
 Rodeo 2WD 18
 Rodeo 4WD 19
 Trooper 19
 Trooper 2WD 18
 Vehicross 19

JAGUAR

Jaguar Vanden Plas 12
 Jaguar Vanden Plas S/C 12
 Jaguar X200 V6 12
 Jaguar X200 V8 12
 Jaguar XJ8 11
 Jaguar XJ8L 12
 Jaguar XJR 11
 Jaguar XK8 9
 Jaguar XK8 conv 8
 Jaguar XKR 9
 Jaguar XKR conv 8

JEEP

Cherokee 2WD 18
 Cherokee 4WD 19
 Grand Cherokee 2WD 18
 Grand Cherokee 4WD 19
 Wrangler 4WD 19

KIA

Sephia/Spectra 11
 Sportage 2WD 18
 Sportage 4WD 19

LAND ROVER

Land Rover Disc Ser II 19
 Range Rover 19

LEXUS

ES 300 11
 GS 300/GS 400 12
 LS 400 12
 LX 470 19
 RX 300 2WD 14
 RX 300 4WD 14
 SC 300/SC 400 9

LINCOLN

Navigator 2WD 18
 Navigator 4WD 19

LINCOLN-MERCURY

Continental 13
 Cougar 11
 Grand Marquis 13
 LS 12
 LS (Select Shift) 12
 Mystique 11
 Sable 12
 Sable Wagon 14
 Town Car 13

MAZDA

2500 2WD 15
 626 12
 B3000 FFV 2WD 7, 15
 B3000 FFV 4WD 7, 16
 B4000 2WD 15
 B4000 4WD 16
 Millenia 11
 MPV 17
 MX-5 Miata 8
 Protege 11

MERCEDES-BENZ

C230 Kompressor 11
 C280 11
 C43 AMG 11
 CLK320 9
 CLK320 (Cabriolet) 8
 CLK430 9
 CLK430 (Cabriolet) 8
 E320 12
 E320 (Wagon) 14
 E320 4matic 12
 E320 4matic (Wagon) 14
 E430 12
 E430 4matic 12
 E55 AMG 12
 ML320 19
 ML430 19
 ML55 19
 S430 13
 S500 13
 SL500 8
 SL600 8
 SLK230 Kompressor 8

MERCURY

Mountaineer 2WD 18
 Mountaineer 2WD (SOHC) 18
 Mountaineer 4WD 19
 Villager FWD Wagon 17

MITSUBISHI

Diamante Sedan 12
 Eclipse 9
 Eclipse (M Mode) 9
 Galant 12
 Mirage 9
 Montero 19
 Montero Sport 2WD 18
 Montero Sport 4WD 19
 Nativa 2WD 18

NISSAN

Altima 11
 Altra EV 6
 Frontier Truck 2WD 15
 Frontier Truck 4WD 16
 Frontier Truck V6 2WD 15
 Frontier Truck V6 4WD 16
 Maxima 13
 Pathfinder 2WD 18
 Pathfinder 4WD 19
 Quest 17
 Sentra 11
 Xterra 2WD 18
 Xterra V6 2WD 18
 Xterra V6 4WD 19

OLDSMOBILE

Alero 11
 Bravada AWD 19
 Intrigue 13
 Silhouette FWD 17

PLYMOUTH

Breeze 13
 Neon 11
 Prowler 8
 Voyager 2WD 17
 Voyager FFV 2WD 7

PONTIAC

Bonneville 13
 Firebird/TransAm 9
 Grand Am 11
 Grand Prix 13
 Montana FWD 17
 Sunfire 9

PORSCHE

911 Carrera 8
 Boxster 8
 Boxster S 8

R-R MTR CARS LTD.

R-R Corniche 9
 R-R Park Ward 13
 R-R Silver Seraph 13

SAAB

9-5 Wagon 14
 SAAB 9-3 13
 SAAB 9-3 conv 9
 SAAB 9-3 Viggen 13
 SAAB 9-3 Viggen conv 9
 SAAB 9-5 13

SATURN

LS 13
 LW 14
 SC 9
 SC (DOHC) 9
 SL 11
 SL (DOHC) 11
 SW 14
 SW (DOHC) 14

SUBARU

Forester AWD 19
 Impreza AWD 10
 Impreza Wagon AWD 14
 Legacy AWD 11
 Legacy Wagon AWD 14

SUZUKI

Esteem 10
 Esteem Wagon 14
 Grand Vitara 4-DR 2WD 18
 Grand Vitara 4-DR 4WD 19
 Swift 10
 Vitara 2-DR 2WD 18
 Vitara 2-DR 4WD 19
 Vitara 4-DR 2WD 18
 Vitara 4-DR 4WD 19

TOYOTA

4Runner 2WD 18
 4Runner 4WD 19
 AVALON 13
 Camry 5, 13
 Camry (nat'l gas) 5
 Camry Solara 11
 Camry Solara conv 10
 Celica 10
 Corolla 11
 Echo 11
 Land Cruiser Wagon 4WD 19
 MR2 8
 Rav4 2WD 18
 Rav4 4WD 19
 Rav4 Soft Top 2WD 18
 Rav4 Soft Top 4WD 19
 Sienna 17
 Tacoma 2WD 15
 Tacoma 4WD 16
 Tundra 2WD 15
 Tundra 4WD 16

VOLKSWAGEN

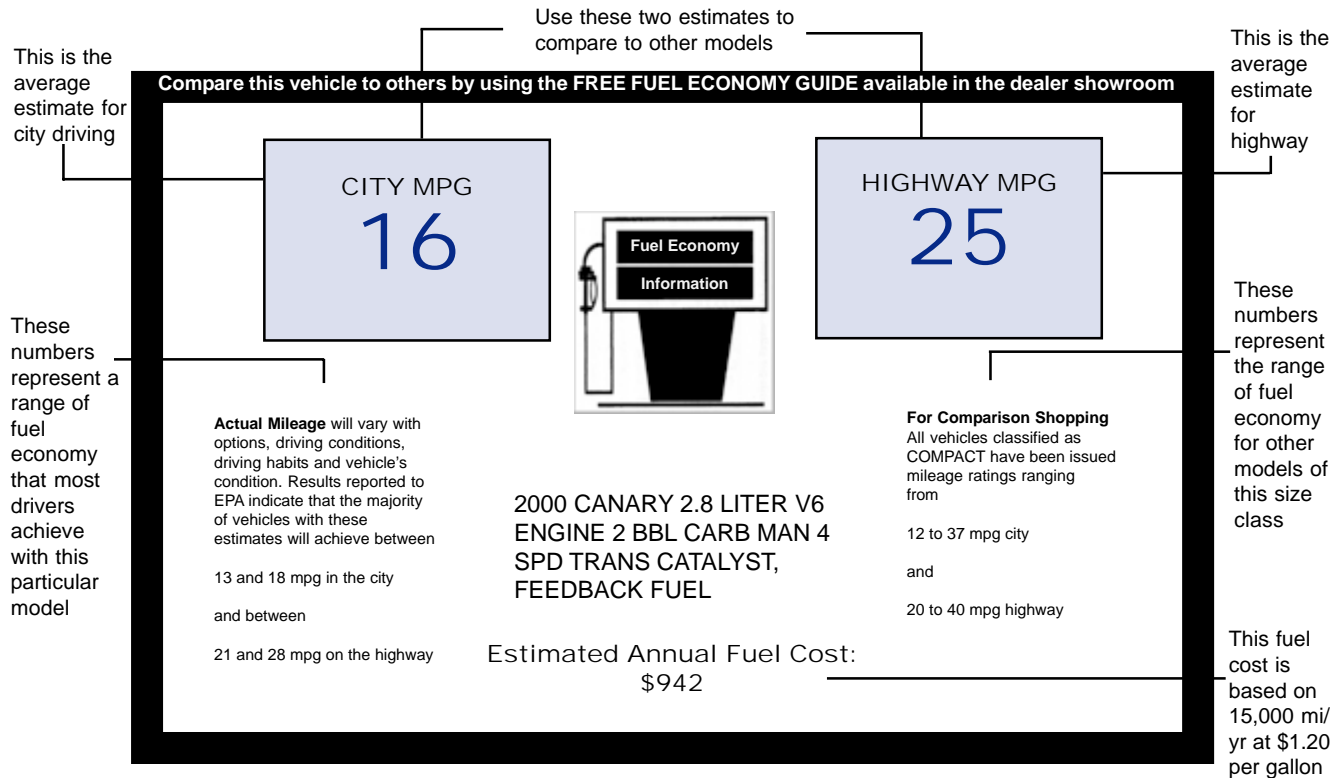
Cabrio 10
 Eurovan 17
 Eurovan Camper 17
 Golf 6, 11
 GTI 11
 Jetta 6, 11
 New Beetle 6, 10
 Passat 13
 Passat 4motion 13
 Passat Wagon 14
 Passat Wagon 4motion 14

VOLVO

C70 conv 10
 C70 Coupe 11
 S40 11
 S70 13
 S70AWD 13
 S80 13
 V40 14
 V70 14
 V70 AWD 14

SAMPLE FUEL ECONOMY LABEL

(Attached to New Vehicle Window)



Check the fuel economy label on the vehicle at the dealer showroom for its specific fuel economy (mpg) ratings. The ratings may vary slightly from the values in this Guide because of engine and fuel system differences not listed here.

THE DEPARTMENT OF ENERGY AND THE U.S. ENVIRONMENTAL PROTECTION AGENCY HAVE PROVIDED ELECTRONIC VERSIONS OF THIS GUIDE ON THE INTERNET:

www.fueleconomy.gov

BULK AND SINGLE COPIES OF THE GUIDE ARE AVAILABLE FROM:

NATIONAL ALTERNATIVE FUELS HOTLINE

**9300 Lee Highway
Fairfax, VA 22031-1207
1-800-423-1363**

June 2000
Second Edition