

NCI CAM Research Portfolio Analysis: FY 2008



Total Estimated Cancer CAM Research Expenditure

In FY 2008, NCI invested \$121,264,507 for 444 intramural and extramural research projects relevant to CAM. For the purpose of the FY 2008 analysis, the following types of funding are included: intramural projects and extramural grants, cooperative agreements, contracts, and supplements. (See Figure 3.)

For the first time in this annual report, the portfolio analysis includes CAM training grants, both training (T) and fellowship (F) awards, as well as career (K) and cancer education (R25) grants listed in Figure 4.

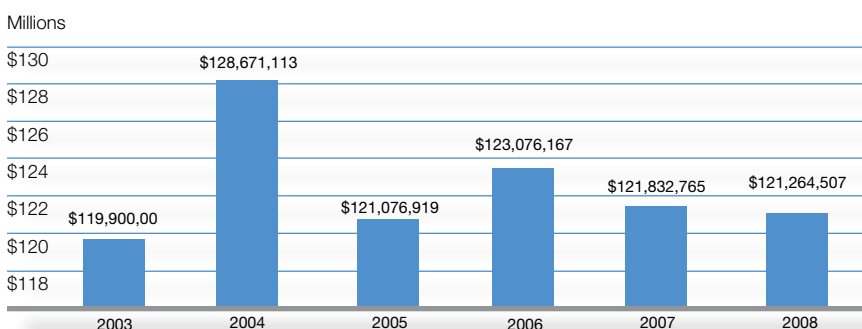
Grant Awards by Funding Opportunity Announcement

In FY 2008, there were 70 funding opportunity announcements (FOA) that yielded cancer CAM grants. The program announcement “Research Project Grants/Parent R01” (PA-07-070) was the most productive mechanisms for attracting new CAM grants to NCI. A total of 36 of the 210 CAM grants awarded through FOAs in FY 2008 came to NCI through this announcement. (See Figure 5.)

Project Distribution by Research Type

The accompanying pie-chart (Figure 6) shows the distribution of the projects according to research type: prevention, treatment, symptom/side effects management, epidemiology, and conferences. In FY 2008, 60.9% of cancer CAM-related research project funds went to various cancer prevention efforts, while treatment, symptom/side effects management, epidemiology, and conferences received 20.7%, 10.6%, 7.8%, and 0.05% respectively.

Figure 3. NCI CAM Expenditures: FY 2003-2008



* Footnote: Includes grants, cooperative agreements, intramural projects, and contracts. Grants and cooperative agreements are only included when NCI is the primary funding agency. Excludes training grants (Ts, Fs, Ks, and R25s) Total projects include all active projects in FY 2008.

Figure 4. NCI CAM Training Projects

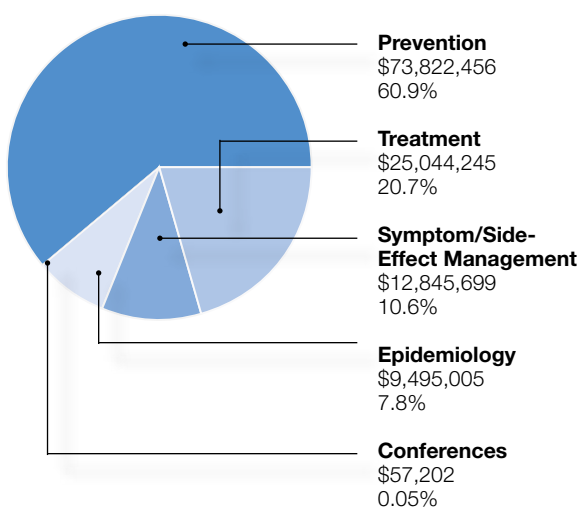
Training Grant Mechanisms	Number of Grants	Total Funding
F (31, 32)	4	\$ 112,679
K (01, 05, 07, 22, 23, 24)	20	\$1,627,828
R25	5	\$ 753,054
T32	3	\$ 188,753
TOTAL	32	\$2,682,314

Figure 5. Number of Grant Awards by Funding Opportunity Announcement

*AT03-002	2	*CA07-025	6	PA05-040	1	PA06-351	2	PA07-175	2	PAR03-010	3	PAR06-505	1
*CA02-007	1	*ES02-009	1	PA05-059	1	PA06-400	6	PA07-176	1	PAR03-153	4	PAR08-055	3
*CA03-001	3	*ES05-007	1	PA05-125	2	PA06-412	3	PA07-177	1	PAR04-011	1	PAR99-167	1
*CA03-003	6	*OD03-008	1	PA05-141	1	PA06-413	2	PA07-257	2	PAR04-147	10	PAS02-009	1
*CA03-006	1	PA02-001	1	PA06-041	1	PA06-414	2	PA07-280	2	PAR04-159	2		
*CA04-001	1	PA04-046	1	PA06-042	1	PA06-440	1	PA07-320	1	PAR05-156	4	Solicited	210
*CA04-002	1	PA04-053	8	PA06-120	1	PA06-510	7	PA07-356	1	PAR06-073	2	Unsolicited	185
*CA04-004	6	PA04-068	1	PA06-283	1	PA07-007	2	PA07-362	2	PAR06-294	5	Total	
*CA04-008	1	PA04-099	2	PA06-303	3	PA07-070	36	PA08-050	1	PAR06-313	23	Grants	
*CA05-013	2	PA04-108	2	PA06-314	1	PA07-100	1	PAR01-110	1	PAR06-451	2	Awarded	395
*CA05-014	1	PA05-027	1	PA06-315	5	PA07-174	1	PAR03-009	1	PAR06-458	2		

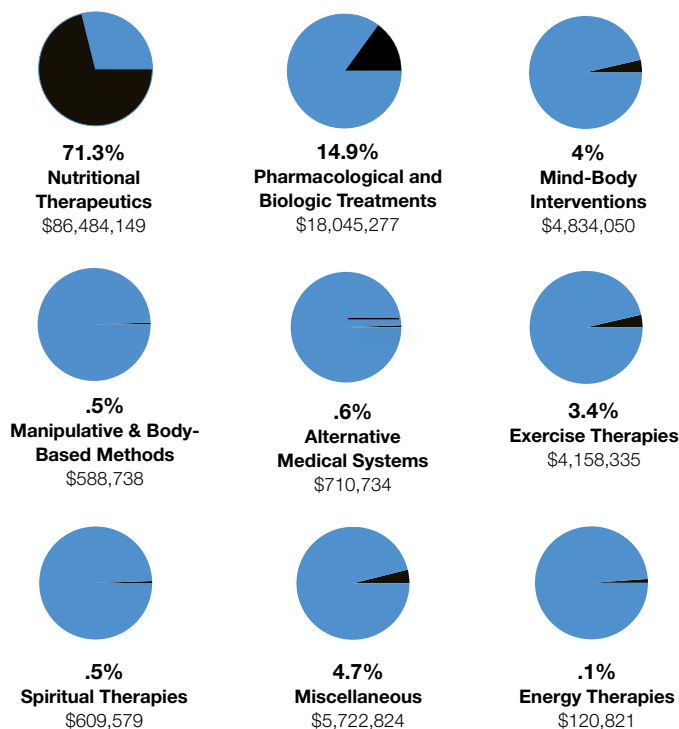
* Request for Applications (RFA).

Figure 6. NCI CAM Research Projects by Research Type*



* Includes grants, cooperative agreements, intramural projects, and contracts. Grants and cooperative agreements are only included when NCI is the primary funding agency. Excludes training grants (Ts, Fs, Ks, and R25s) Total projects include all active projects in FY 2008.

Figure 7. NCI CAM Research Projects by CAM Category*



Project Distribution by CAM Category

In FY 2008, NCI performed or supported research addressing a variety of CAM therapies (Figure 7). These CAM therapies fall into nine groups: alternative medicine systems, exercise therapies, manipulative and body-based methods, mind-body interventions, nutritional therapeutics, pharmacological and biologic treatments, energy therapies, spiritual therapies, and miscellaneous. (See page 4 for definitions of CAM categories.)

The largest percentage (71.3%) of CAM research funding went to projects that investigated nutritional therapeutics, which can be further broken out into subcategories of research on: foods (e.g., broccoli and berries); minerals (e.g., calcium and selenium); vitamins (e.g., vitamins C and D); bioactive food components (e.g., isoflavones and carotenoids); dietary regimens (e.g., caloric restriction and high fruits and vegetables); fats

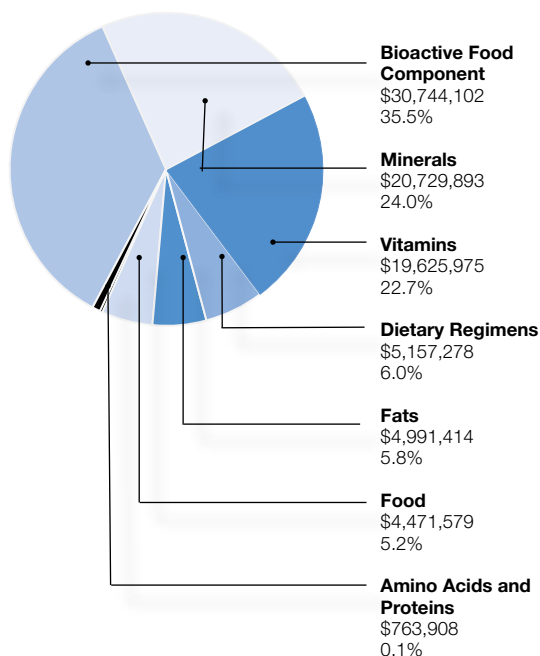
(e.g., linoleic acid and omega-3); and amino acids and proteins (e.g., N-acetyl cysteine and glycine). Figure 8 shows the distribution of projects according to the subcategory of nutritional therapeutics.

Project Distribution by Cancer Type

The research projects that make up NCI's FY 2008 CAM research portfolio address 19 categories of cancer types. Among the various categories, prostate, breast, colorectal, and lung cancers received the largest amounts of cancer CAM research funding. Nearly one-quarter (23%) of NCI's cancer CAM research funding was allotted for "multiple types" of cancer within the same project.

For a complete listing of the cancer type categories and estimated funding amounts, please see Figure 9 below.

Figure 8. NCI CAM Nutritional Therapeutics Projects by Category*



* Includes grants, cooperative agreements, intramural projects, and contracts. Grants and cooperative agreements are only included when NCI is the primary funding agency. Excludes training grants (Ts, Fs, Ks, and R25s) Total projects include all active projects in FY 2008.

Figure 9. NCI CAM Research Projects by Cancer Type*

Bladder	\$980,937
Brain	\$174,424
Breast	\$16,774,338
Cervical	\$1,364,913
Childhood	\$238,184
Colorectal	\$15,377,660
Esophageal	\$871,533
Gastric	\$1,731,659
Head and Neck	\$2,884,084
Hematologic	\$1,285,793
Kidney	\$35,556
Liver	\$579,474
Lung	\$13,500,476
Multiple Types	\$27,973,073
Ovarian	\$322,882
Pancreatic	\$3,807,957
Prostate	\$25,723,501
Skin: Non-Melanoma and Melanoma	\$7,561,560
Small Intestines	\$76,503
TOTAL:	\$121,264,507

* Includes grants, cooperative agreements, intramural projects, and contracts. Grants and cooperative agreements are only included when NCI is the primary funding agency. Excludes training grants (Ts, Fs, Ks, and R25s) Total projects include all active projects in FY 2008.