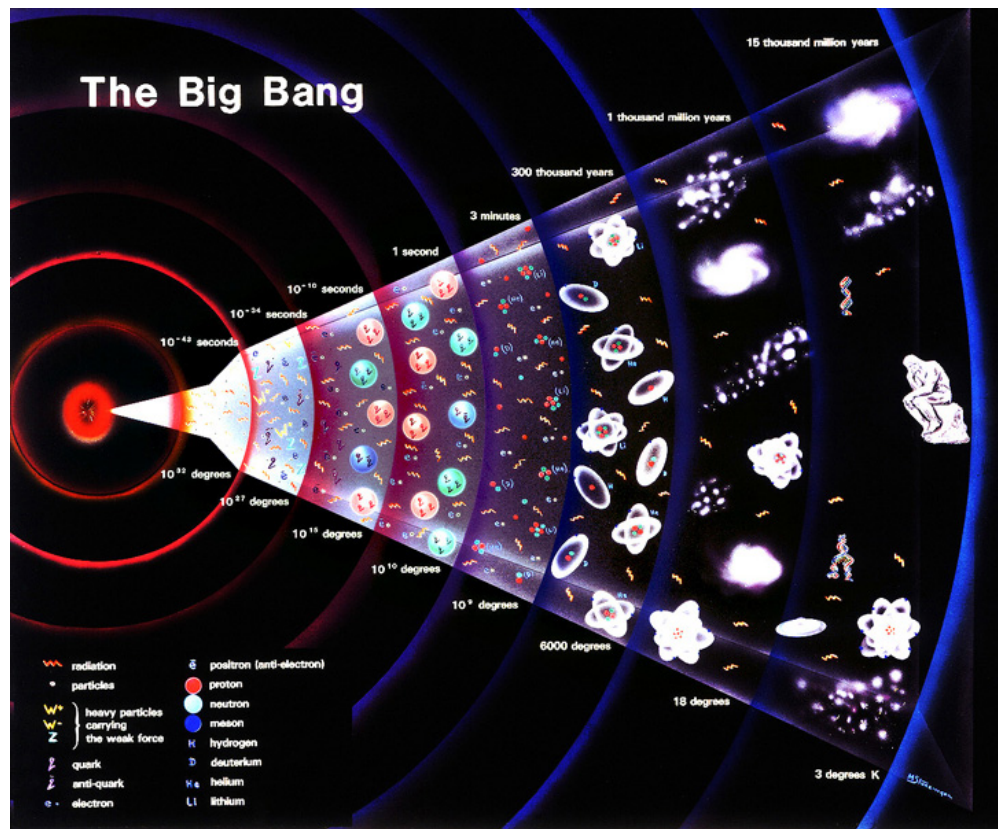


A New Precise Measurement of the W Boson Mass by CDF

Ashutosh Kotwal
Duke University

For the CDF Collaboration



Joint Theoretical-Experimental Physics Seminar
Fermilab, 23 February 2012

Spontaneous Symmetry Breaking

- 2008 Nobel Prize in Physics

"for the discovery of the mechanism of spontaneously broken symmetry in subatomic physics"



Yoichiro Nambu

- The jury is still out on the mechanism of Electroweak Symmetry Breaking

Outline

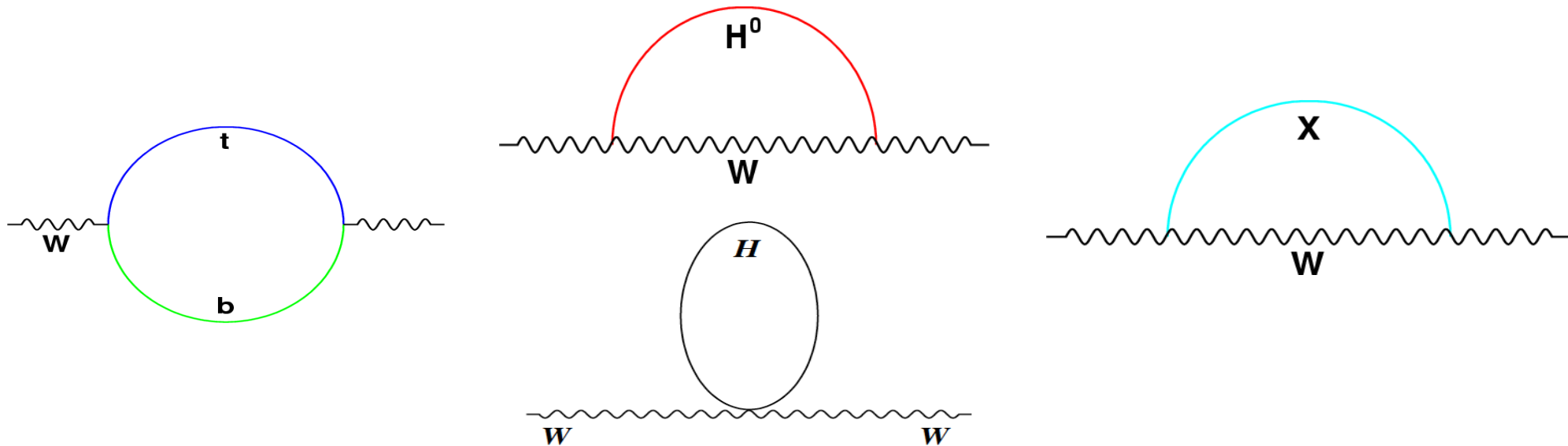
- Motivation
- Analysis Strategy
- Experimental Apparatus and Data Samples
- Analysis Techniques
- GEANT Detector Studies
- Custom Simulation and Fitting
- Results and Systematic Uncertainties
- Implications for standard model Higgs
- Conclusions

Motivation for Precision Measurements

- The electroweak gauge sector of the standard model, defined by (g, g', v) , is constrained by three precisely known parameters
 - $\alpha_{\text{EM}}(M_Z) = 1 / 127.918(18)$
 - $G_F = 1.16637(1) \times 10^{-5} \text{ GeV}^{-2}$
 - $M_Z = 91.1876(21) \text{ GeV}$
- At tree-level, these parameters are related to other electroweak observables, e.g. M_W
 - $M_W^2 = \pi\alpha_{\text{EM}} / \sqrt{2}G_F \sin^2\vartheta_W$
 - Where ϑ_W is the Weinberg mixing angle, defined by
$$\cos \vartheta_W = M_W/M_Z$$

Motivation for Precision Measurements

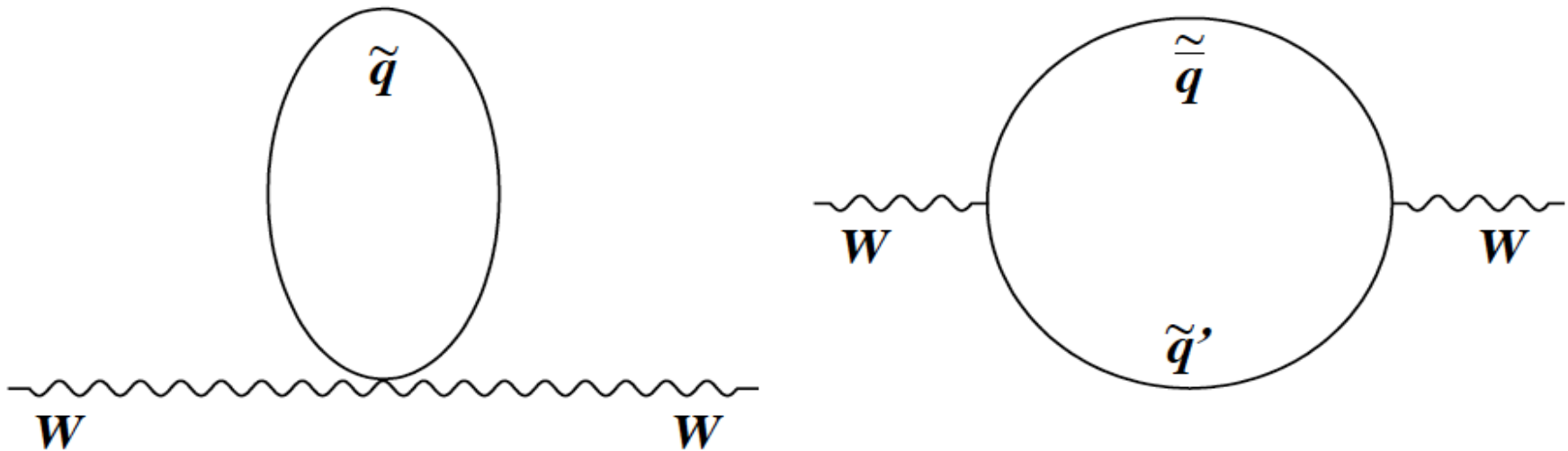
- Radiative corrections due to heavy quark and Higgs loops and exotica



Motivate the introduction of the ρ parameter: $M_W^2 = \rho [M_W(\text{tree})]^2$
with the predictions $\Delta\rho = (\rho-1) \sim M_{\text{top}}^2$ and $\Delta\rho \sim \ln M_H$

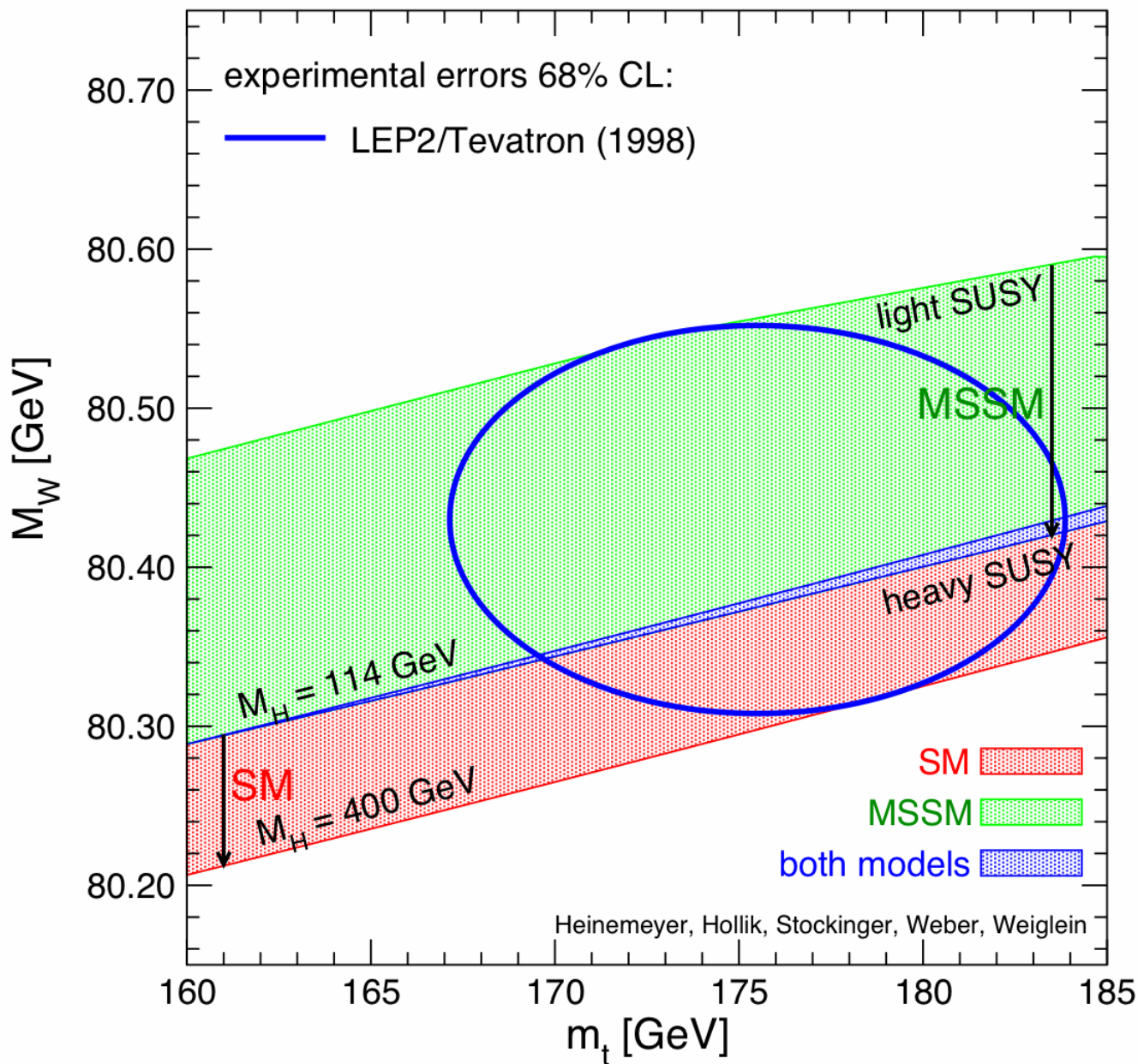
- In conjunction with M_{top} , the W boson mass constrains the mass of the Higgs boson, and possibly new particles beyond the standard model

Contributions from Supersymmetric Particles

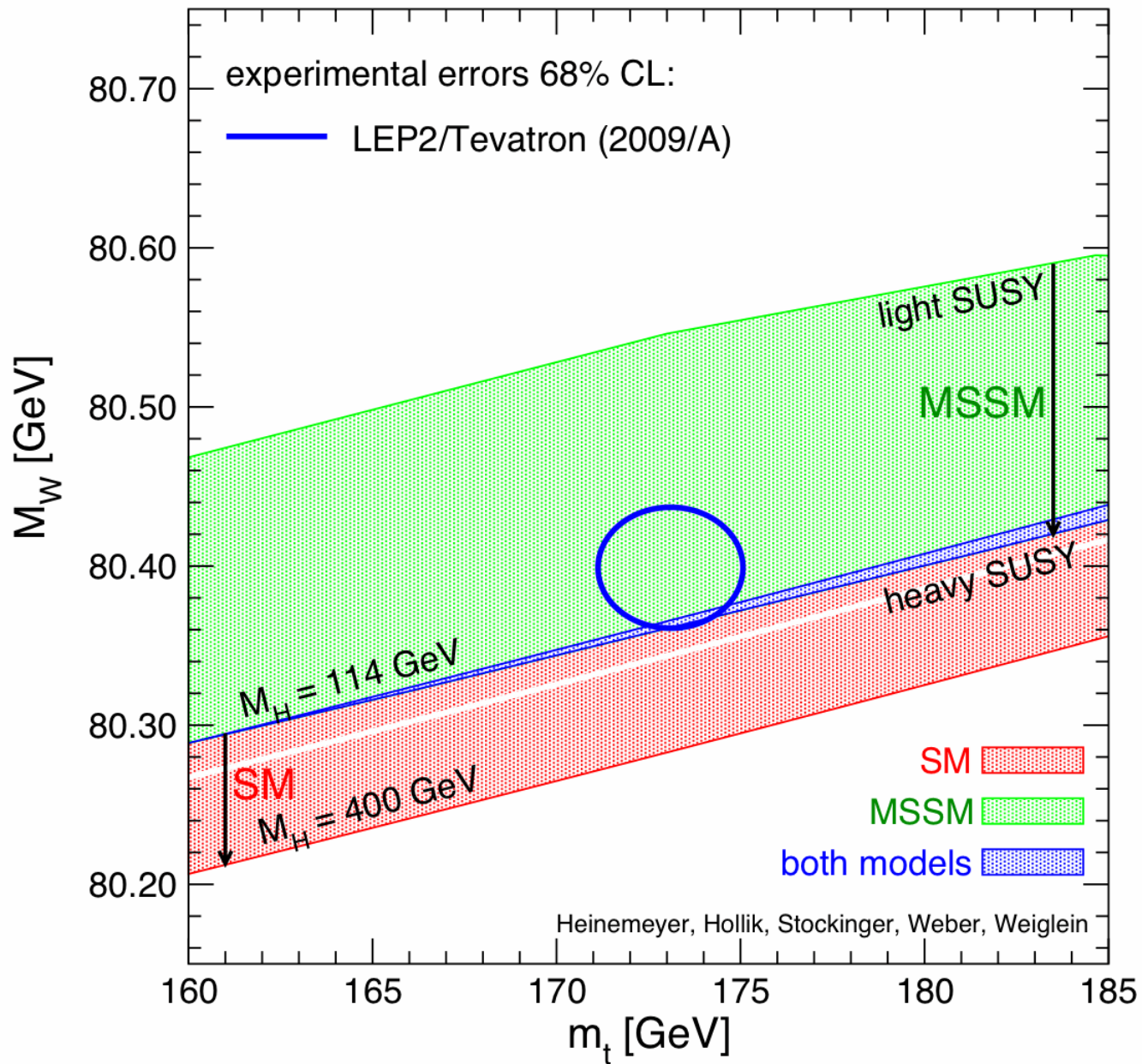


- Radiative correction depends on mass splitting (Δm^2) between squarks in SU(2) doublet
- After folding in limits on SUSY particles from direct searches, SUSY loops can contribute 100-200 MeV to M_W

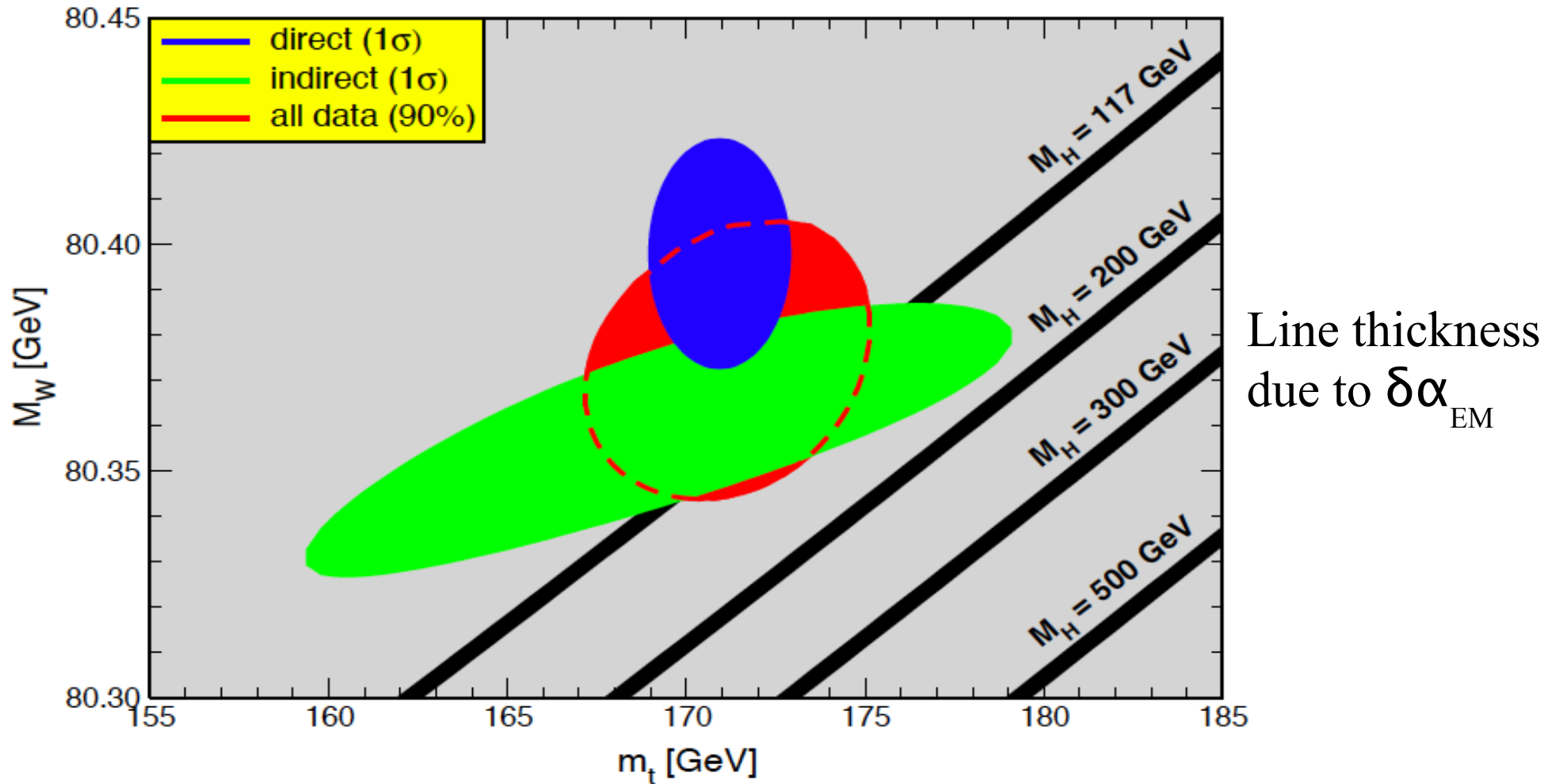
1998 Status of M_W vs M_{top}



Recent Status of M_W vs M_{top}

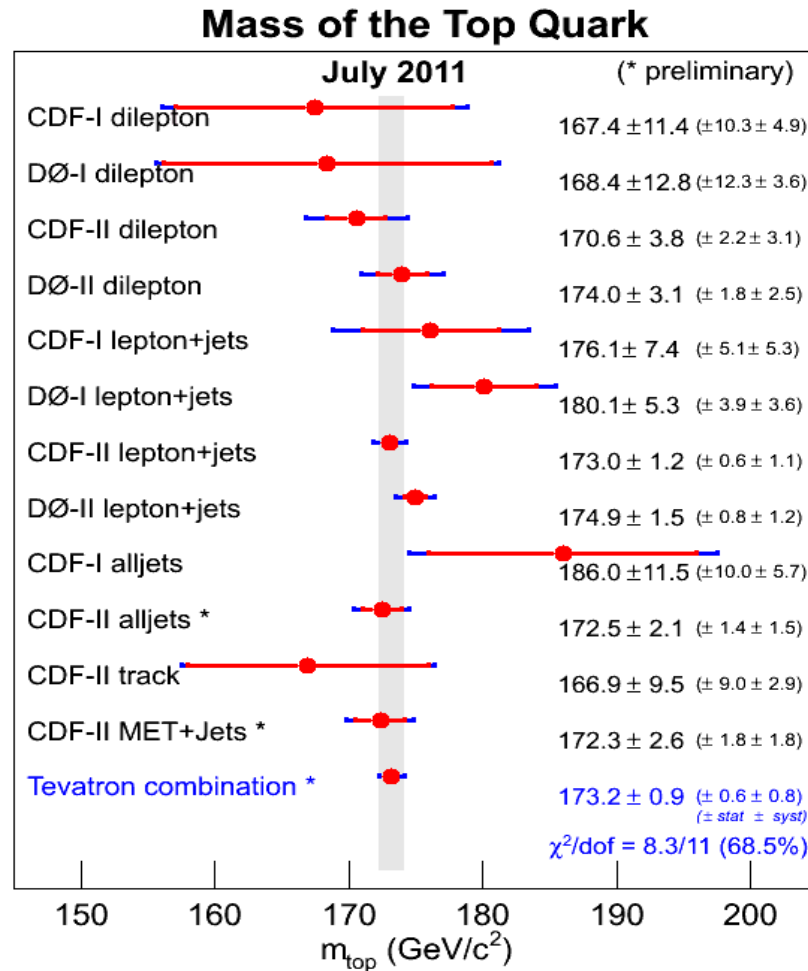


Uncertainty from $\alpha_{EM}(M_Z)$



- $\delta\alpha_{EM}$ dominated by uncertainty from non-perturbative contributions: hadronic loops in photon propagator at low Q^2
- equivalent $\delta M_W \approx 4$ MeV for the same Higgs mass constraint
 - Was equivalent $\delta M_W \approx 15$ MeV a decade ago !

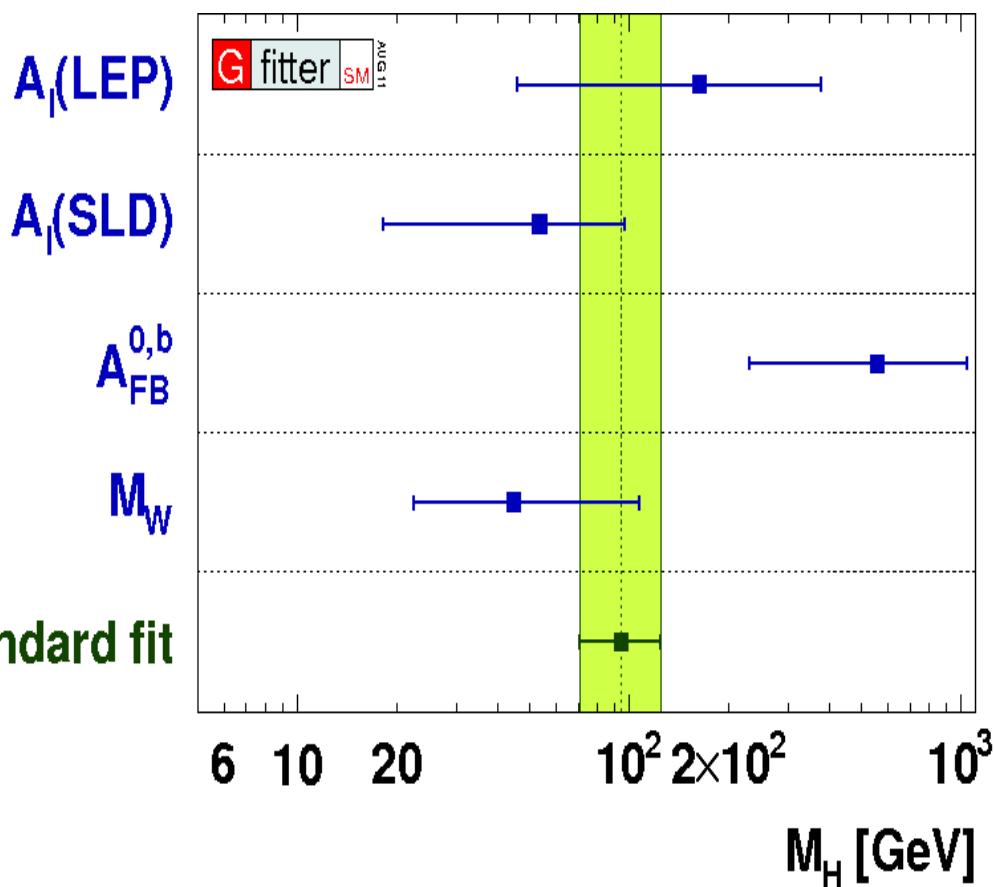
Progress on M_{top} at the Tevatron



- From the Tevatron, $\Delta M_{\text{top}} = 0.9 \text{ GeV} \Rightarrow \Delta M_{\text{H}} / M_{\text{H}} = 8\%$
- equivalent $\Delta M_{\text{W}} = 6 \text{ MeV}$ for the same Higgs mass constraint
- Current world average $\Delta M_{\text{W}} = 23 \text{ MeV}$
 - progress on ΔM_{W} has the biggest impact on Higgs constraint!

Motivation II

- SM Higgs fit: $M_H = 92^{+34}_{-26}$ GeV (LEPEWWG)
- Direct searches: $M_H > 115.5$ GeV, $M_H < 127$ GeV or $M_H > 600$ GeV (LEP: PLB 565, 61, ATLAS: arXiv:1202.1408, CMS: arXiv:1202.1488)



In addition to the Higgs, is there another missing piece in this puzzle?

(A_{FB}^b vs A_{LR} : $\sim 3\sigma$)

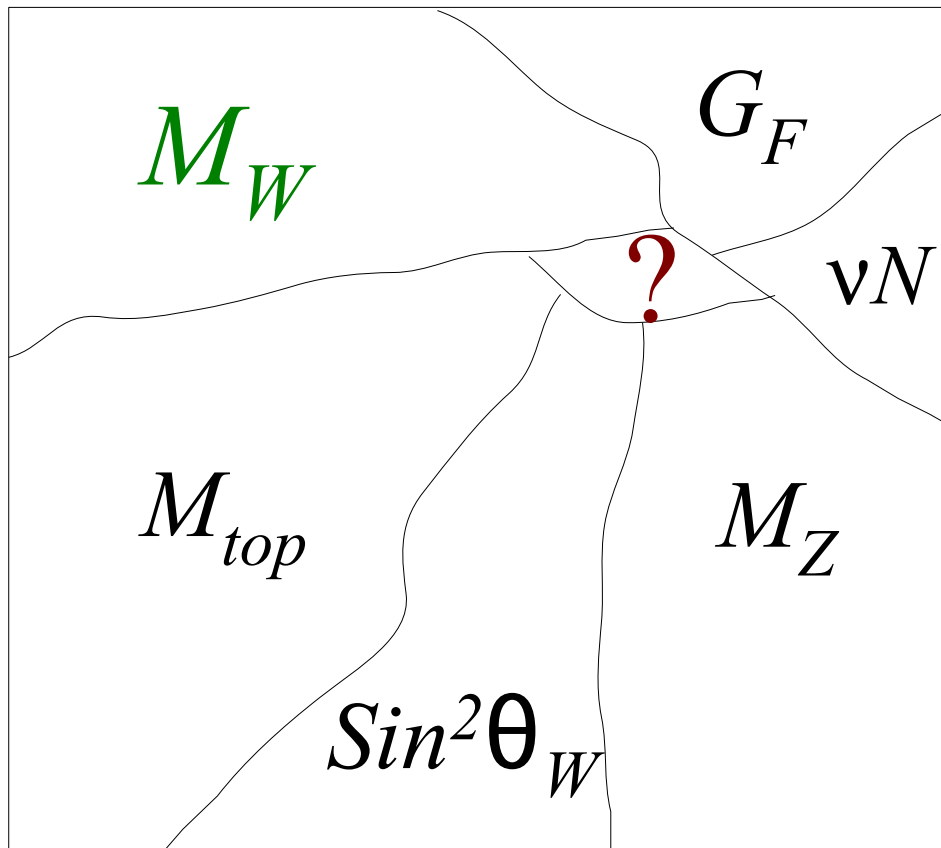
Must continue improving precision of M_W , M_{top} ...

other precision measurements constrain Higgs, equivalent to $\delta M_W \sim 15$ MeV

Motivate direct measurement of M_W at the 15 MeV level and better

Motivation II

- SM Higgs fit: $M_H = 92^{+34}_{-26}$ GeV (LEPEWWG)
- Direct searches: $M_H > 115.5$ GeV, $M_H < 127$ GeV or $M_H > 600$ GeV (LEP: PLB 565, 61, ATLAS: arXiv:1202.1408, CMS: arXiv:1202.1488)



In addition to the Higgs, is there another missing piece in this puzzle?

(A_{FB}^b vs A_{LR} : $\sim 3\sigma$)

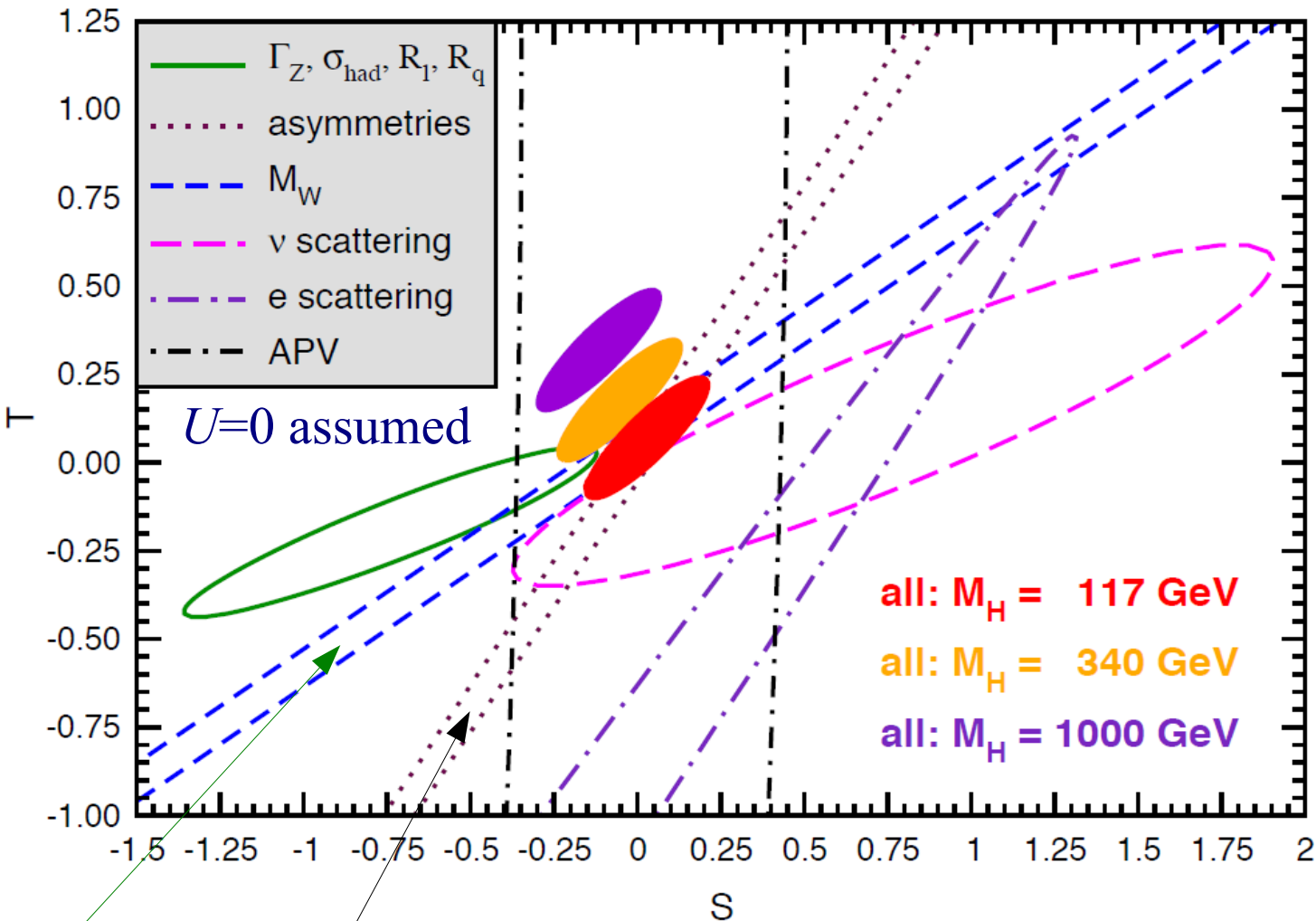
Must continue improving precision of M_W , M_{top} ...

other precision measurements constrain Higgs, equivalent to $\delta M_W \sim 15$ MeV

Motivate direct measurement of M_W at the 15 MeV level and better

Motivation III

- Generic parameterization of new physics contributing to W and Z boson self-energies: S , T , U parameters



Additionally, M_W is the only measurement which constrains U

(From PDG 2011)

M_W and Asymmetries are the most powerful observables in this parameterization

Previous CDF Result (200 pb⁻¹)

Transverse Mass Fit Uncertainties (MeV)

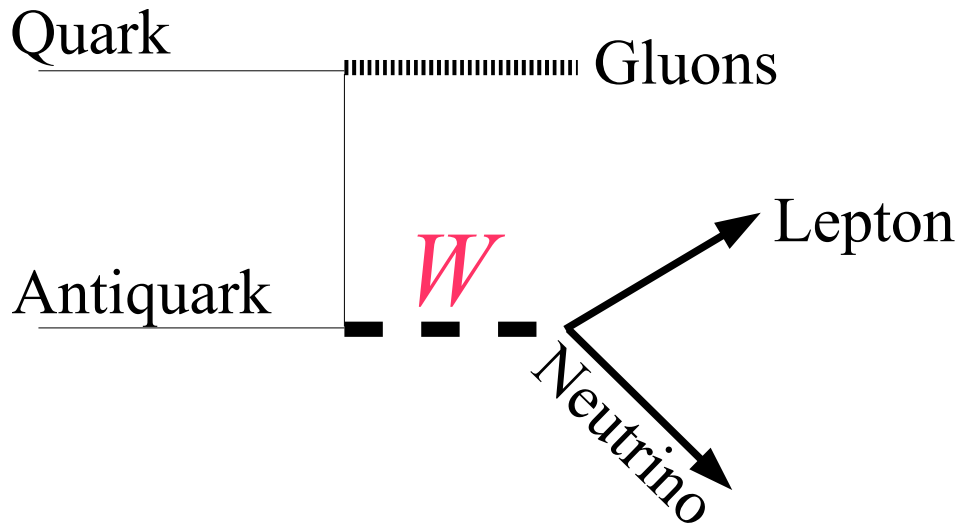
(CDF, PRL 99:151801, 2007; Phys. Rev. D 77:112001, 2008)

Total uncertainty of 48 MeV on W mass

	<i>electrons</i>	<i>muons</i>	<i>common</i>
W statistics	48	54	0
Lepton energy scale	30	17	17
Lepton resolution	9	3	-3
Recoil energy scale	9	9	9
Recoil energy resolution	7	7	7
Selection bias	3	1	0
Lepton removal	8	5	5
Backgrounds	8	9	0
pT(W) model	3	3	3
Parton dist. Functions	11	11	11
QED rad. Corrections	11	12	11
Total systematic	39	27	26
Total	62	60	

Systematic uncertainties shown in green: statistics-limited by control data samples

W Boson Production at the Tevatron

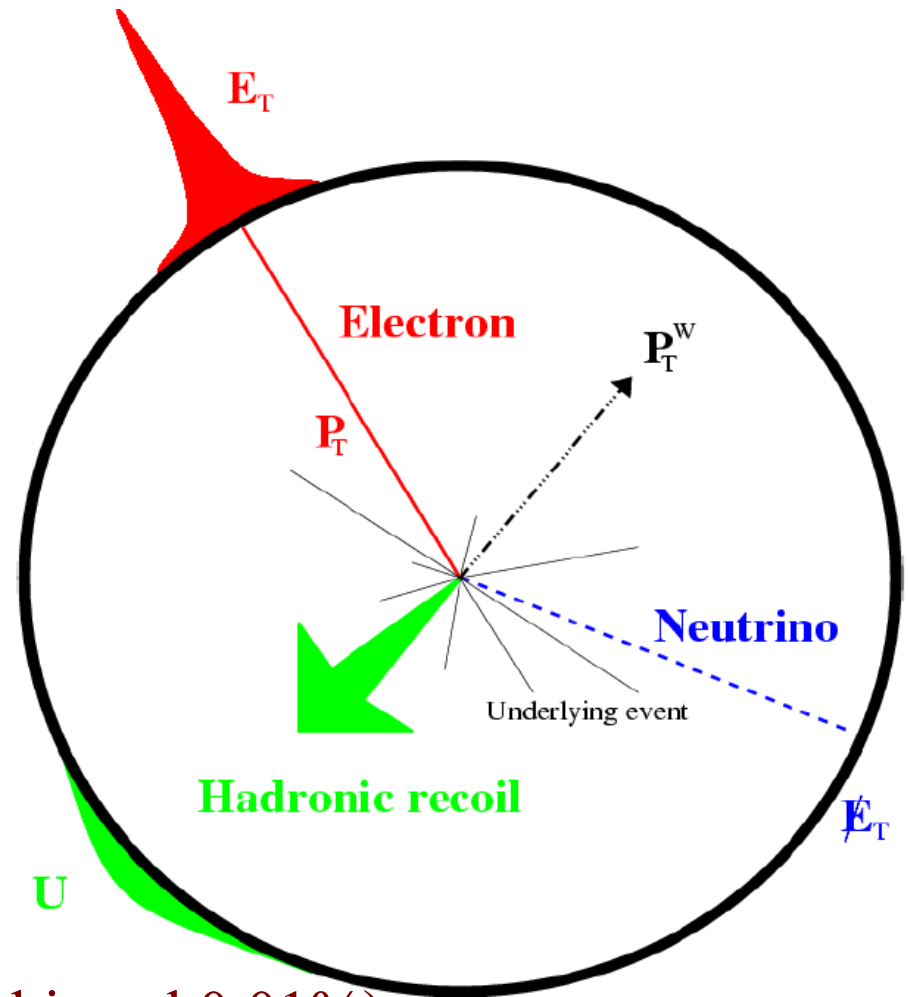


Quark-antiquark annihilation dominates (80%)

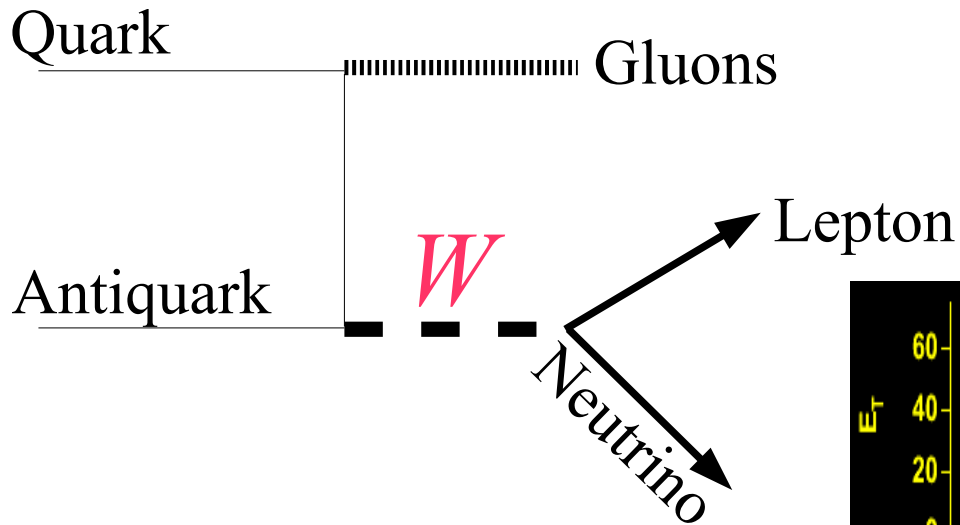
Lepton p_T carries most of W mass information, can be measured precisely (achieved 0.01%)

Initial state QCD radiation is $O(10 \text{ GeV})$, measure as soft 'hadronic recoil' in calorimeter (calibrated to $\sim 0.5\%$)

dilutes W mass information, fortunately $p_T(W) \ll M_W$



W Boson Production at the Tevatron

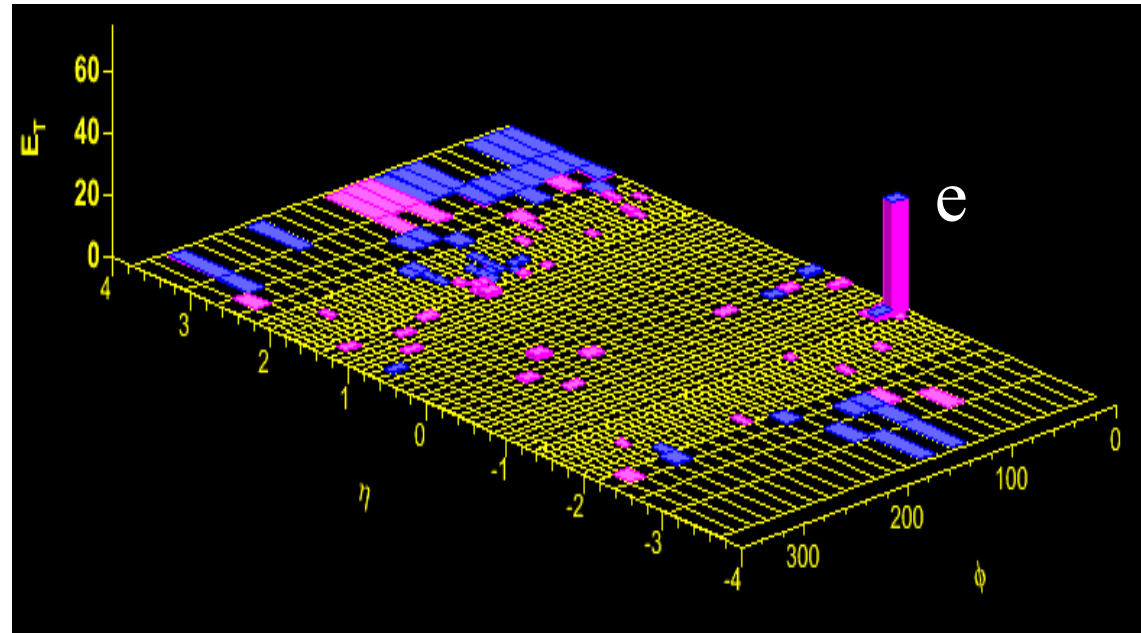


Quark-antiquark annihilation dominates (80%)

Lepton p_T carries most of W mass information, can be measured precisely (achieved 0.01%)

Initial state QCD radiation is $O(10 \text{ GeV})$, measure as soft 'hadronic recoil' in calorimeter (calibrated to $\sim 0.5\%$)

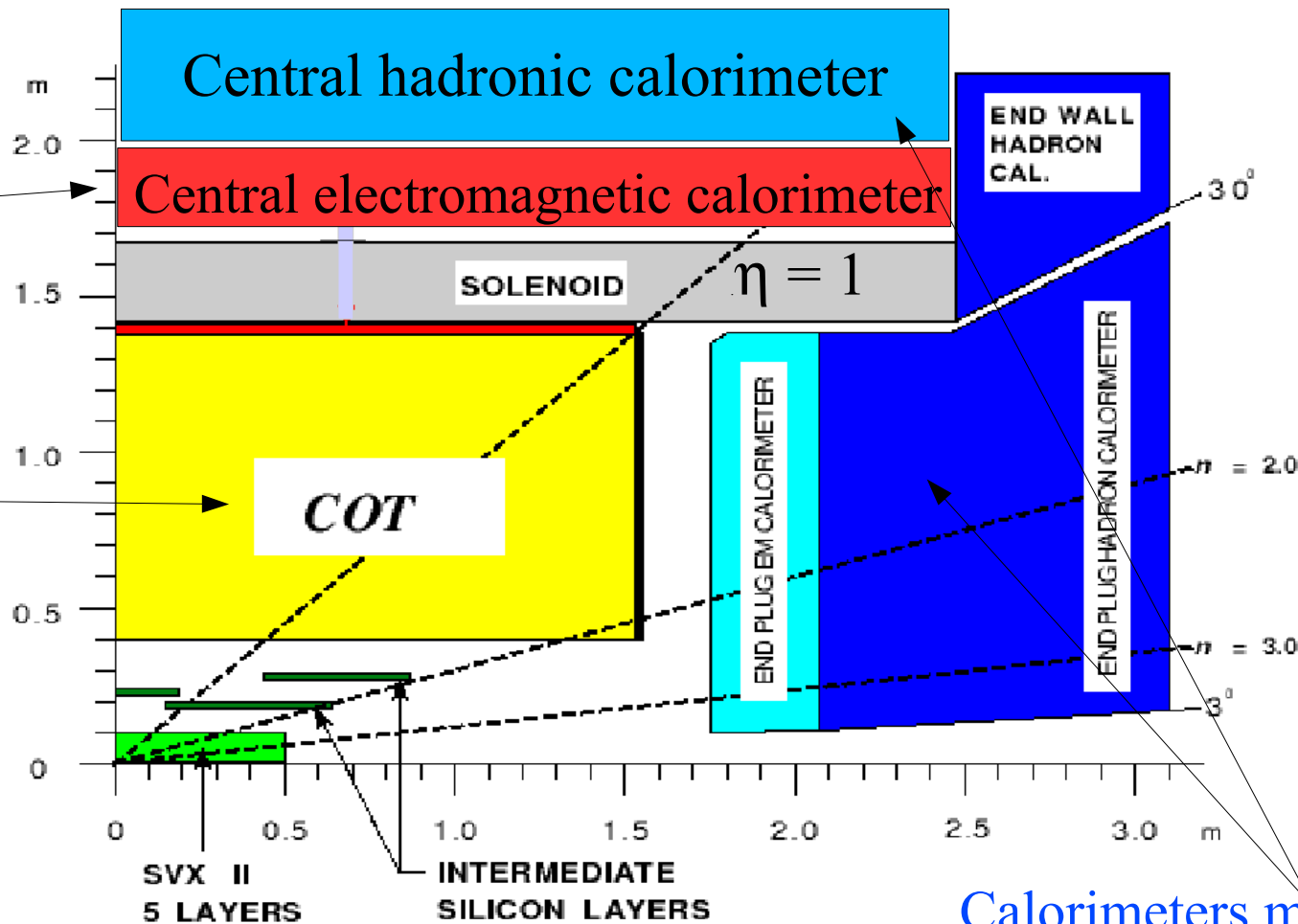
dilutes W mass information, fortunately $p_T(W) \ll M_W$



Quadrant of Collider Detector at Fermilab (CDF)

EM calorimeter provides precise electron energy measurement


COT provides precise lepton track momentum measurement



Calorimeters measure hadronic recoil particles

Select W and Z bosons with central ($|\eta| < 1$) leptons

Collider Detector at Fermilab (CDF)



Muon
detector

Central
hadronic
calorimeter

Central
outer
tracker
(COT)

Event Selection

- Goal: Select events with high p_T leptons and small hadronic recoil activity
 - to maximize W mass information content and minimize backgrounds
- Inclusive lepton triggers: loose lepton track and muon stub / calorimeter cluster requirements, with lepton $p_T > 18$ GeV
 - Kinematic efficiency of trigger $\sim 100\%$ for offline selection
- Offline selection requirements:
 - Electron cluster $E_T > 30$ GeV, track $p_T > 18$ GeV
 - Muon track $p_T > 30$ GeV
 - Loose identification requirements to minimize selection bias
- W boson event selection: one selected lepton, $|\mathbf{u}| < 15$ GeV & $p_T(\nu) > 30$ GeV
 - Z boson event selection: two selected leptons

W & Z Data Samples

Sample	Candidates
$W \rightarrow e\nu$	470126
$W \rightarrow \mu\nu$	624708
$Z \rightarrow e^+e^-$	16134
$Z \rightarrow \mu^+\mu^-$	59738

- **Integrated Luminosity (collected between February 2002 – August 2007):**
 - Electron and muon channels: $\mathcal{L} = 2.2 \text{ fb}^{-1}$
 - Identical running conditions for both channels, guarantees cross-calibration
- **Event selection gives fairly clean samples**
 - Mis-identification backgrounds $\sim 0.5\%$

Analysis Strategy

Strategy

Maximize the number of internal constraints and cross-checks

Driven by two goals:

- 1) Robustness: constrain the same parameters in as many different ways as possible*
- 2) Precision: combine independent measurements after showing consistency*

Outline of Analysis

Energy scale measurements drive the W mass measurement

- Tracker Calibration

- alignment of the COT (~ 2400 cells) using cosmic rays
- COT momentum scale and tracker non-linearity constrained using $J/\psi \rightarrow \mu\mu$ and $\Upsilon \rightarrow \mu\mu$ mass fits
- Confirmed using $Z \rightarrow \mu\mu$ mass fit

- EM Calorimeter Calibration

- COT momentum scale transferred to EM calorimeter using a fit to the peak of the E/p spectrum, around $E/p \sim 1$
- Calorimeter energy scale confirmed using $Z \rightarrow ee$ mass fit

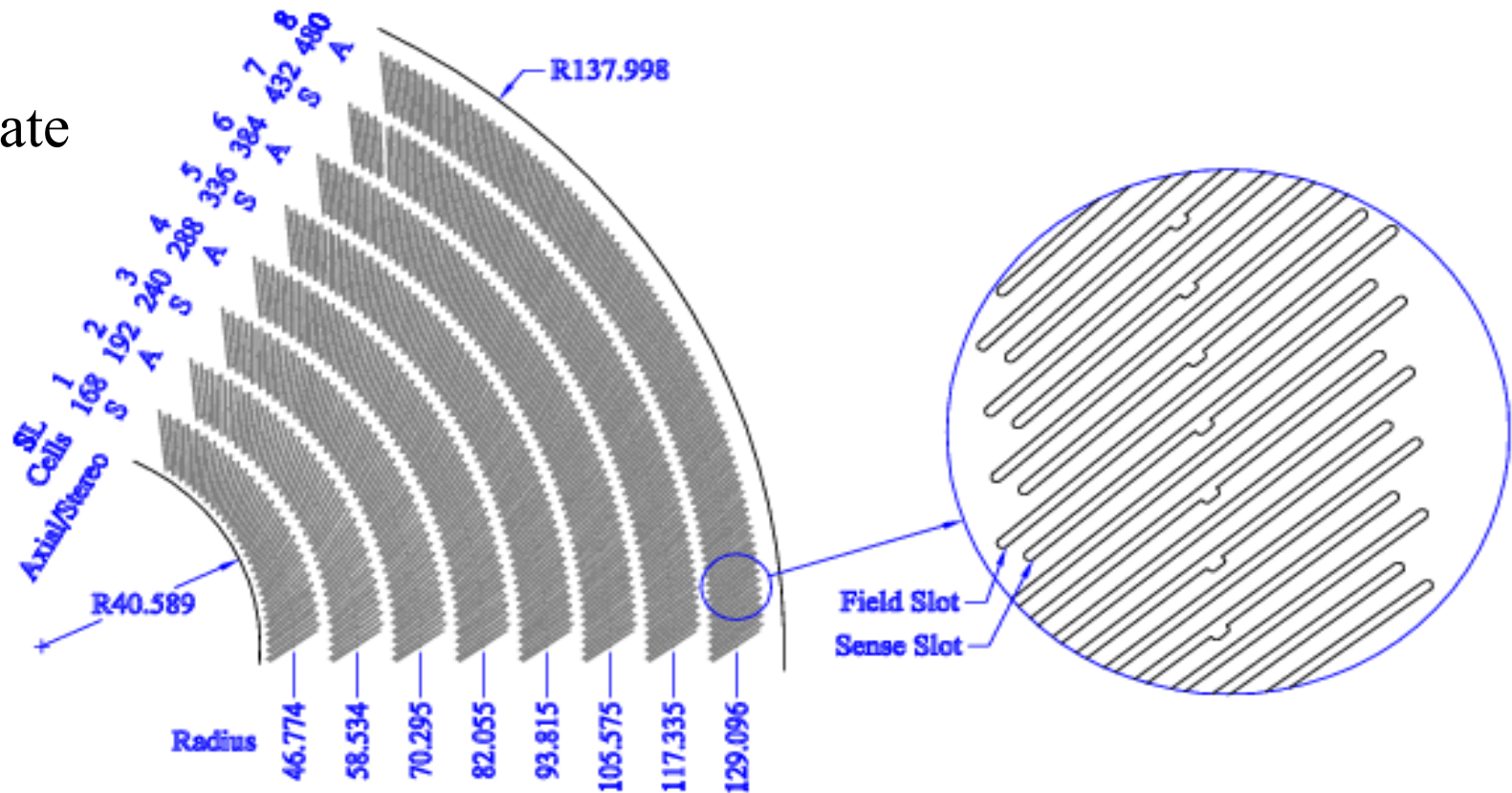
- Tracker and EM Calorimeter resolutions

- Hadronic recoil modelling

- Characterized using p_T -balance in $Z \rightarrow ll$ events

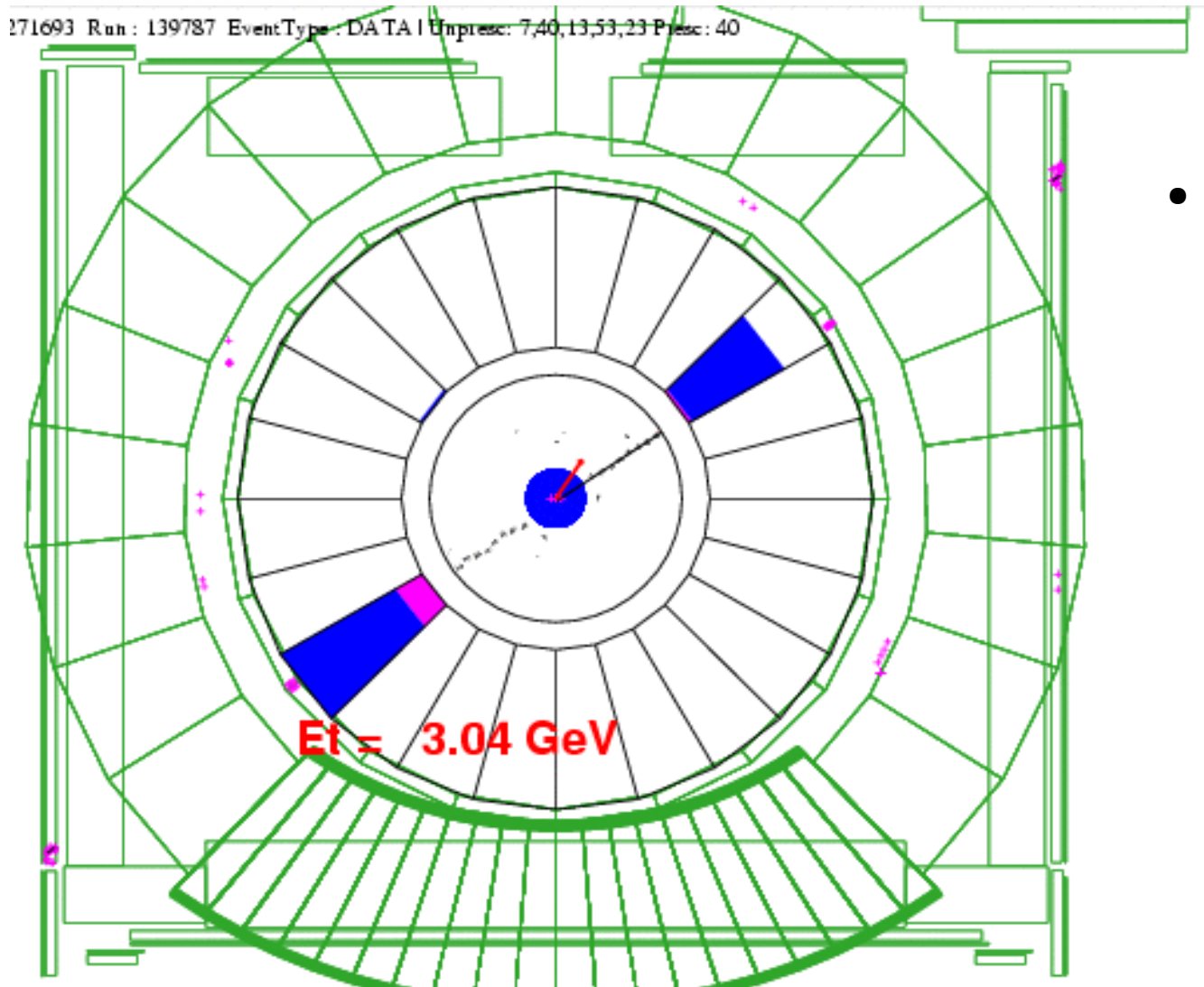
Drift Chamber (COT) Alignment

COT endplate geometry



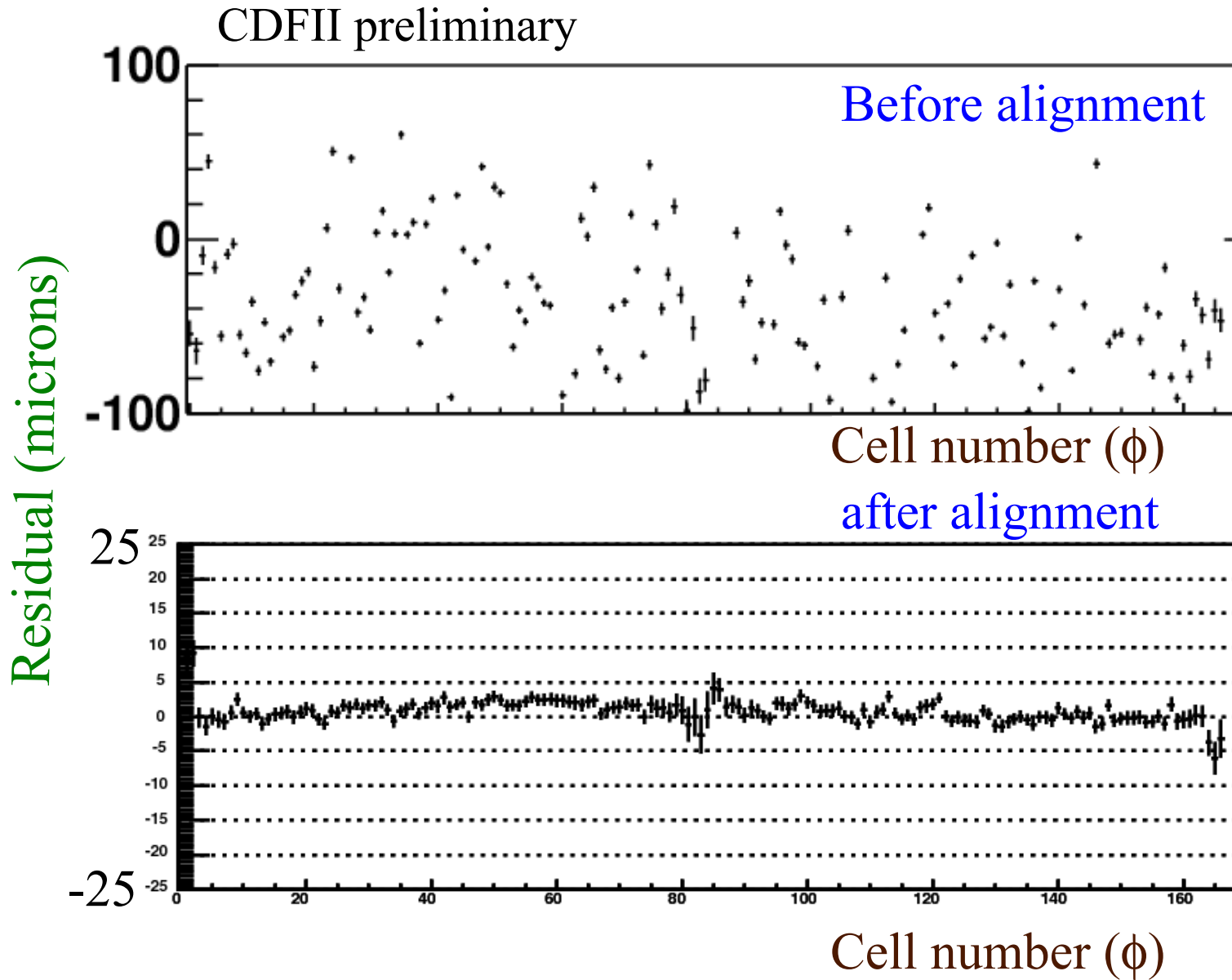
Internal Alignment of COT

- Use a clean sample of $\sim 400k$ cosmic rays for cell-by-cell internal alignment



- Fit COT hits on both sides simultaneously to a single helix (AK, H. Gerberich and C. Hays, NIMA 506, 110 (2003))
 - Time of incidence is a floated parameter in this 'dicosmic fit'

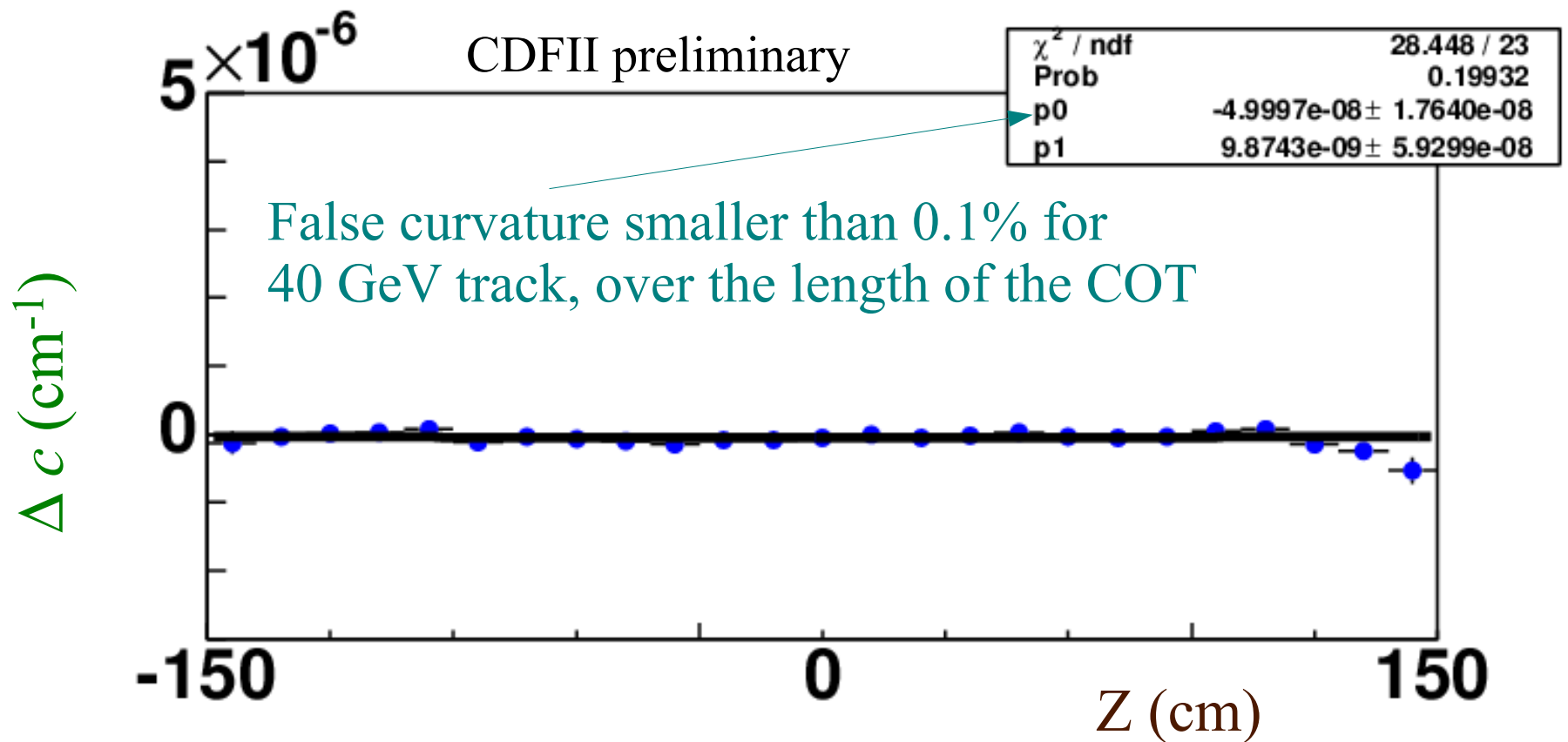
Residuals of COT cells after alignment



Final relative alignment of cells $\sim 2 \mu\text{m}$ (initial alignment $\sim 50 \mu\text{m}$)

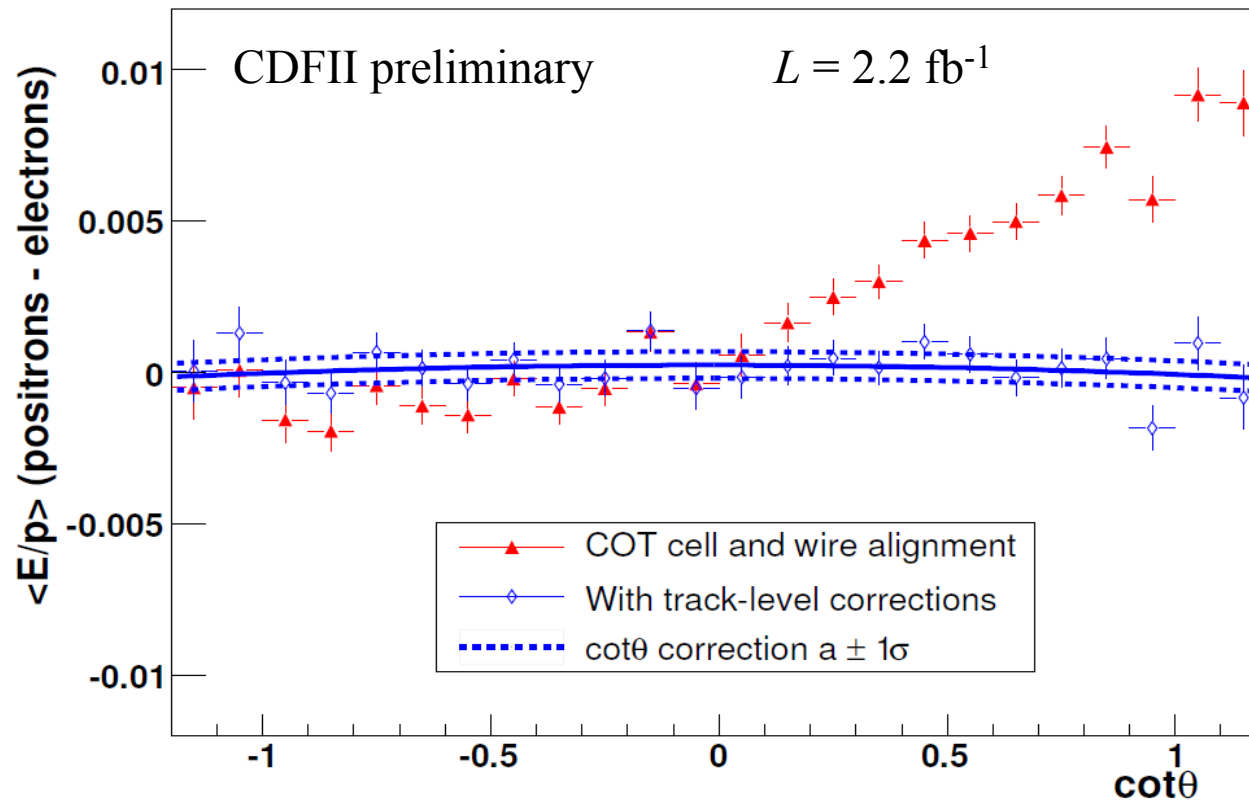
Consistency check of COT alignment procedure

- Fit separate helices to cosmic ray tracks on each side
- Compare track parameters (eg. Curvature, shown below) of the two tracks: a measure of track parameter bias



Cross-check of COT alignment

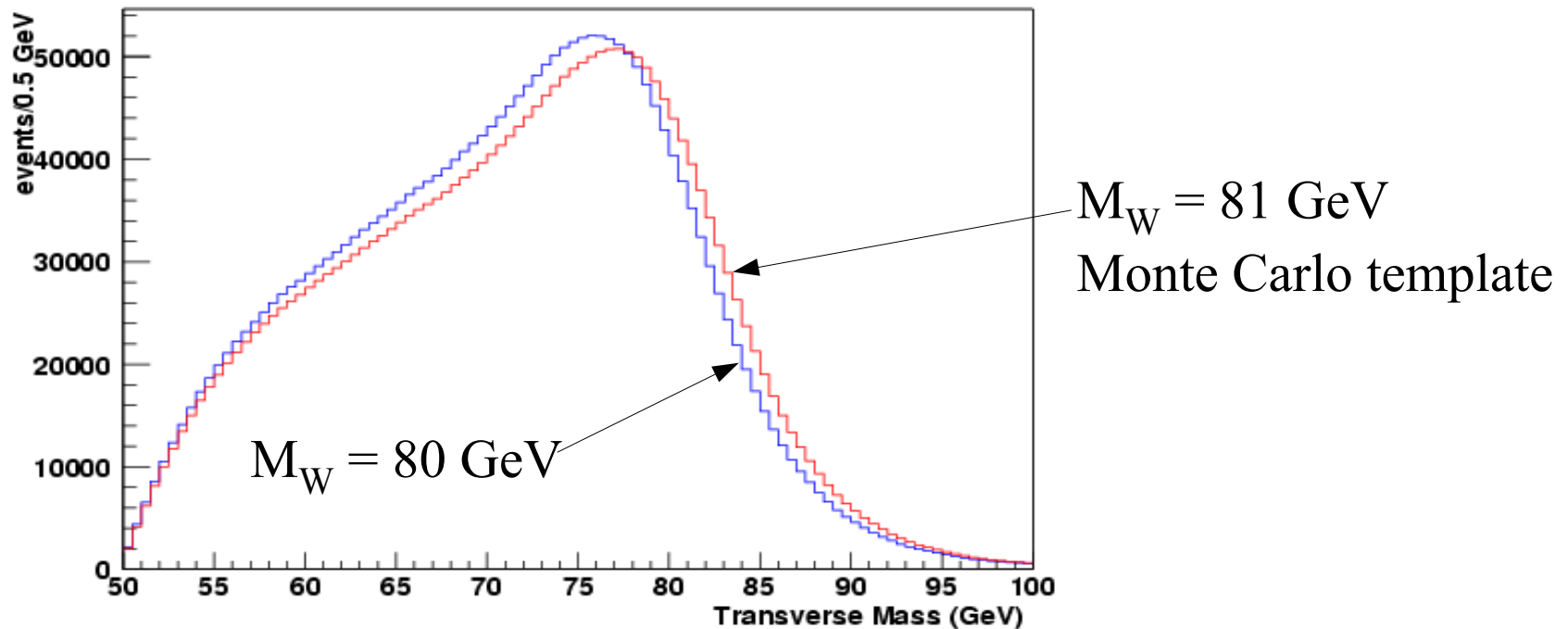
- Cosmic ray alignment removes most deformation degrees of freedom, but “weakly constrained modes” remain
- Final cross-check and correction to beam-constrained track curvature based on difference of $\langle E/p \rangle$ for positrons vs electrons
- Smooth ad-hoc curvature corrections as a function of polar and azimuthal angle: statistical errors $\Rightarrow \Delta M_W = 2 \text{ MeV}$



Signal Simulation and Fitting

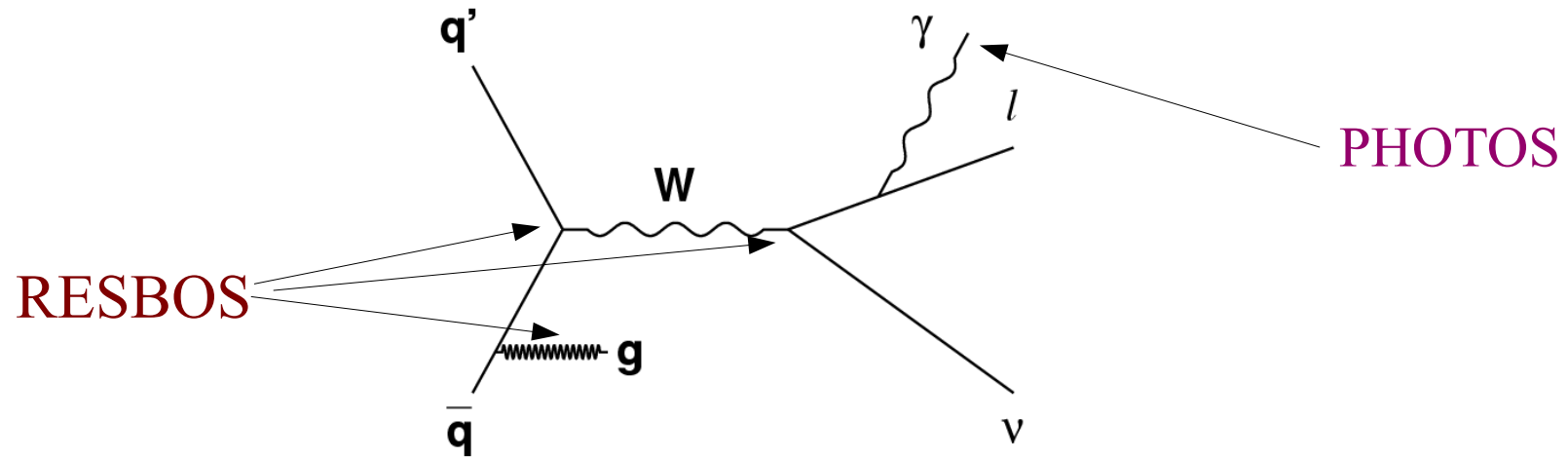
Signal Simulation and Template Fitting

- All signals simulated using a Custom Monte Carlo
 - Generate finely-spaced templates as a function of the fit variable
 - perform binned maximum-likelihood fits to the data
- Custom fast Monte Carlo makes smooth, high statistics templates
 - And provides analysis control over key components of the simulation



- We will extract the W mass from six kinematic distributions: Transverse mass, charged lepton p_T and missing E_T using both electron and muon channels

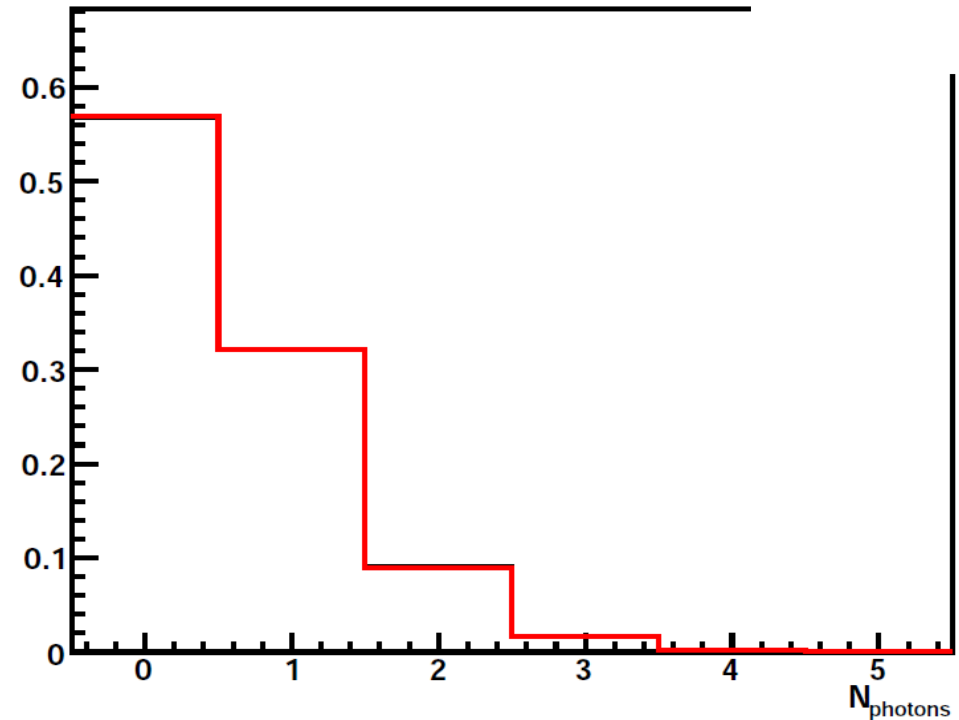
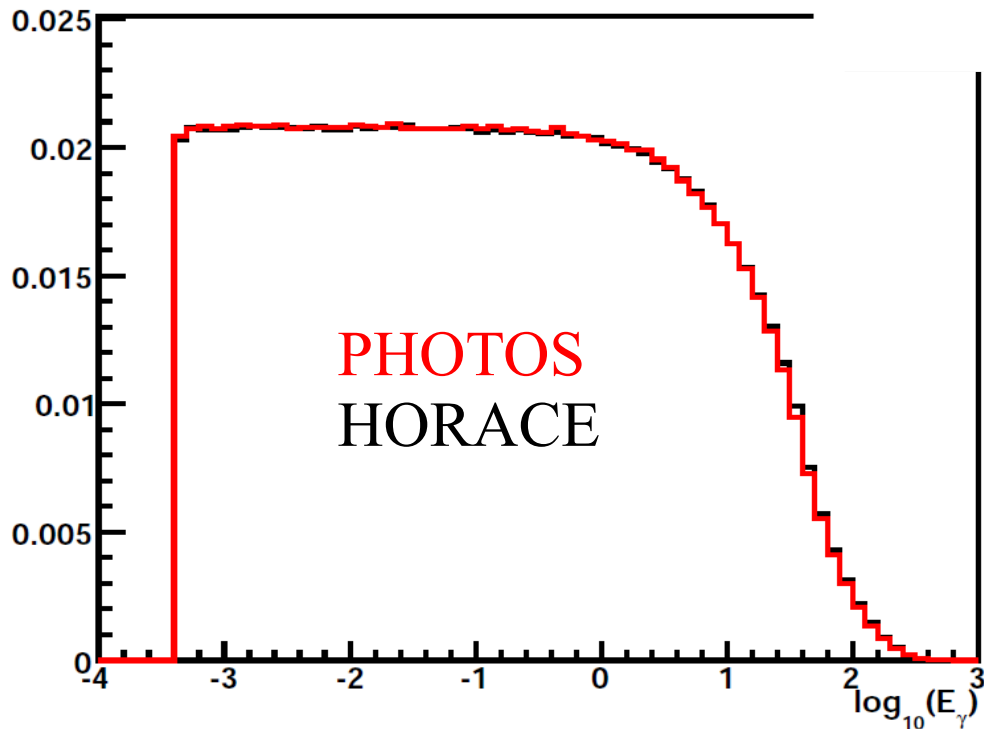
Generator-level Signal Simulation



- Generator-level input for W & Z simulation provided by RESBOS (C. Balazs & C.-P. Yuan, PRD56, 5558 (1997) and references therein), which
 - Calculates triple-differential production cross section, and p_T -dependent double-differential decay angular distribution
 - calculates boson p_T spectrum reliably over the relevant p_T range: includes tunable parameters in the non-perturbative regime at low p_T
- Multiple radiative photons generated according to PHOTOS (P. Golonka and Z. Was, Eur. J. Phys. C 45, 97 (2006) and references therein)

Validation of QED Calculations

- Extensive comparisons between PHOTOS and HORACE (C.M. Carloni Calame, G. Montagna, O. Nicrosini and A. Vicini, JHEP 0710:109,2007) programs
 - Comparing multi-photon final state radiation algorithms
 - Including multi-photon radiation from all charged lines (HORACE), and consistency with exact one-photon calculation



Validations confirm systematic uncertainty due to QED radiation of 4 MeV

Uncertainties in QED Calculations

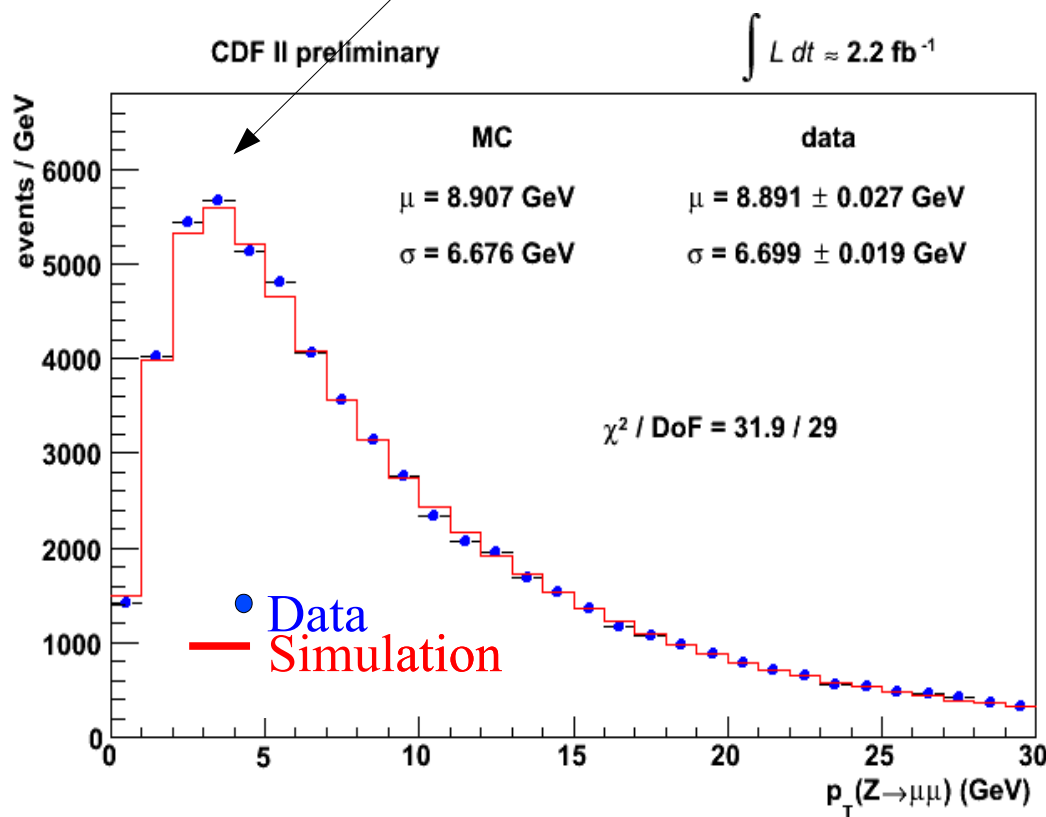
- Extensive studies performed on uncertainties arising from
 - leading logarithm approximation
 - Multi-photon calculation
 - higher order soft and virtual corrections
 - Electron-positron pair creation (included at LO)
 - QED/QCD interference
 - dependence on electroweak parameters/scheme
- Total systematic uncertainty due to QED radiation of 4 MeV on W mass

Constraining Boson p_T Spectrum

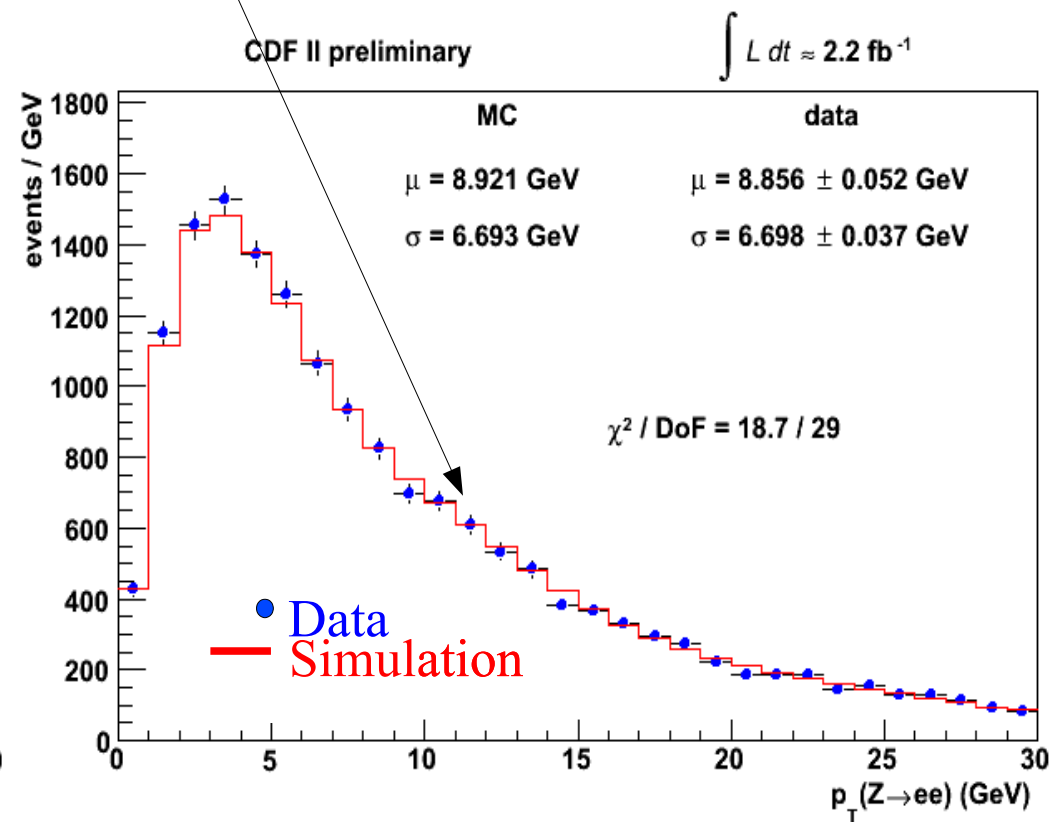
- Fit the non-perturbative parameter g_2 and QCD coupling α_s in RESBOS to $p_T(l\bar{l})$ spectra:

$$\Delta M_W = 5 \text{ MeV}$$

Position of peak in boson p_T spectrum depends on g_2



Tail to peak ratio depends on α_s



Outline of Analysis

Energy scale measurements drive the W mass measurement

- Tracker Calibration

- alignment of the COT (~ 2400 cells) using cosmic rays

- - COT momentum scale and tracker non-linearity constrained using $J/\psi \rightarrow \mu\mu$ and $\Upsilon \rightarrow \mu\mu$ mass fits

- Confirmed using $Z \rightarrow \mu\mu$ mass fit

- EM Calorimeter Calibration

- COT momentum scale transferred to EM calorimeter using a fit to the peak of the E/p spectrum, around $E/p \sim 1$

- Calorimeter energy scale confirmed using $Z \rightarrow ee$ mass fit

- Tracker and EM Calorimeter resolutions

- Hadronic recoil modelling

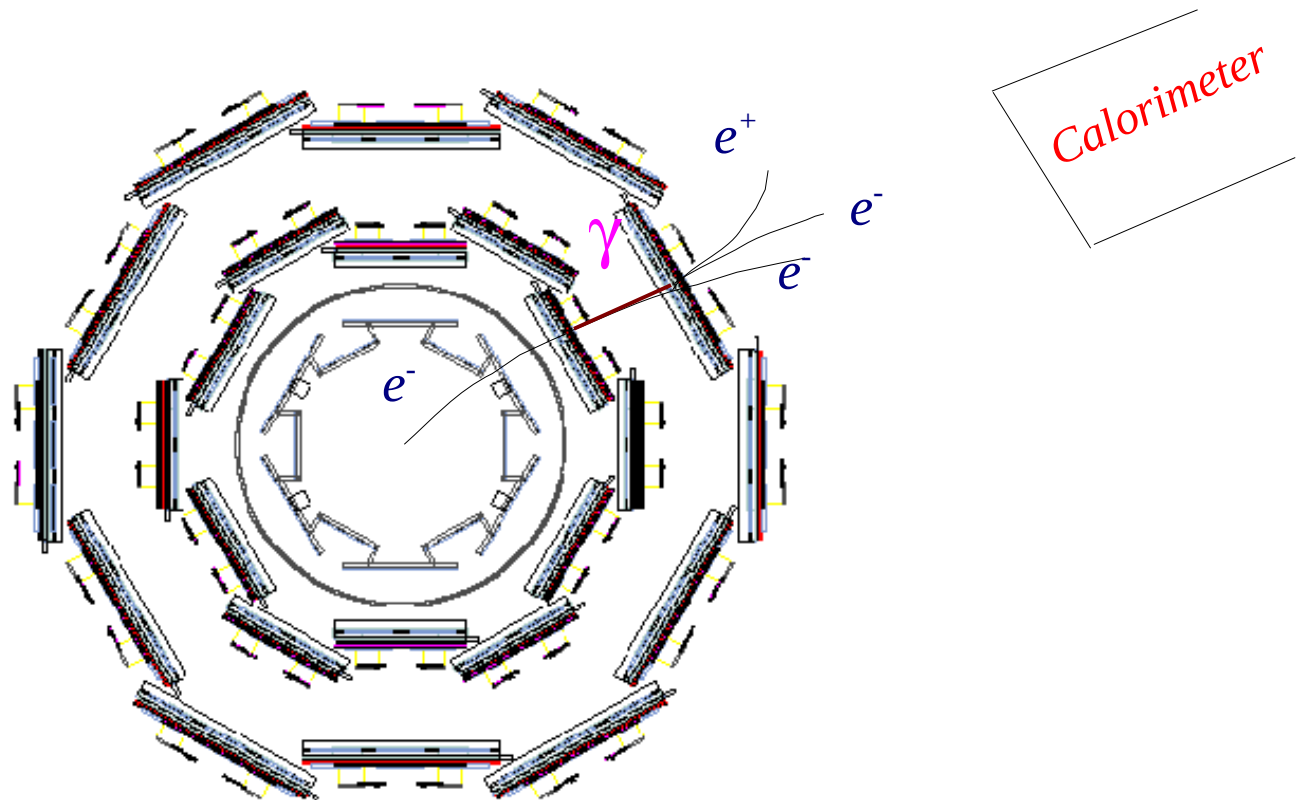
- Characterized using p_T -balance in $Z \rightarrow ll$ events

Custom Monte Carlo Detector Simulation

- A complete detector simulation of all quantities measured in the data
- First-principles simulation of tracking
 - Tracks and photons propagated through a high-resolution 3-D lookup table of material properties for silicon detector and COT
 - At each material interaction, calculate
 - Ionization energy loss according to detailed formulae and Landau distribution
 - Generate bremsstrahlung photons down to 0.4 MeV, using detailed cross section and spectrum calculations
 - Simulate photon conversion and compton scattering
 - Propagate bremsstrahlung photons and conversion electrons
 - Simulate multiple Coulomb scattering, including non-Gaussian tail
 - Deposit and smear hits on COT wires, perform full helix fit including optional beam-constraint

Custom Monte Carlo Detector Simulation

- A complete detector simulation of all quantities measured in the data
- First-principles simulation of tracking
 - Tracks and photons propagated through a high-resolution 3-D lookup table of material properties for silicon detector and COT

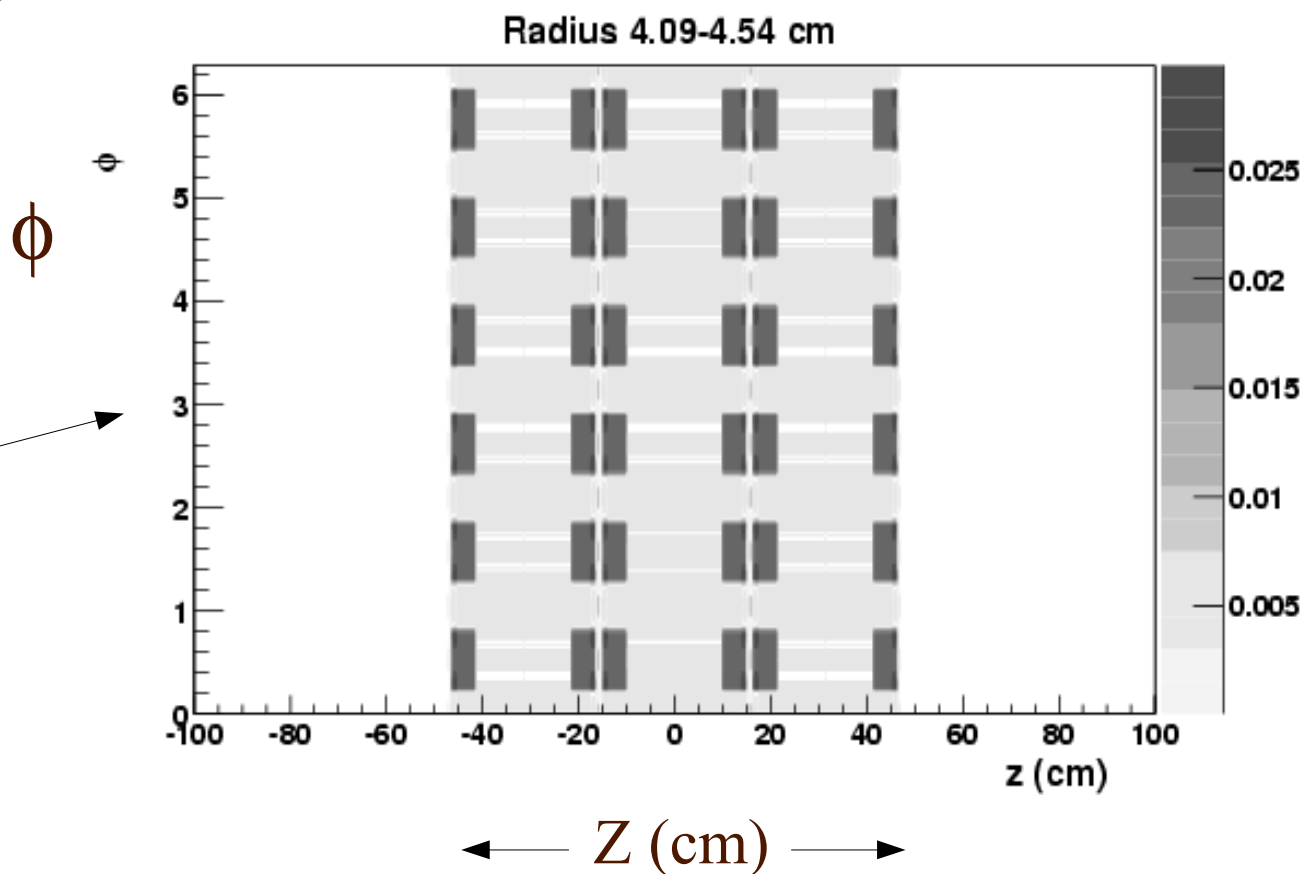


3-D Material Map in Simulation

- Built from detailed construction-level knowledge of inner tracker: silicon ladders, bulkheads, port-cards etc.

- Tuned based on studies of inclusive photon conversions

- Radiation lengths *vs* (ϕ, z) at different radii shows localized nature of material distribution



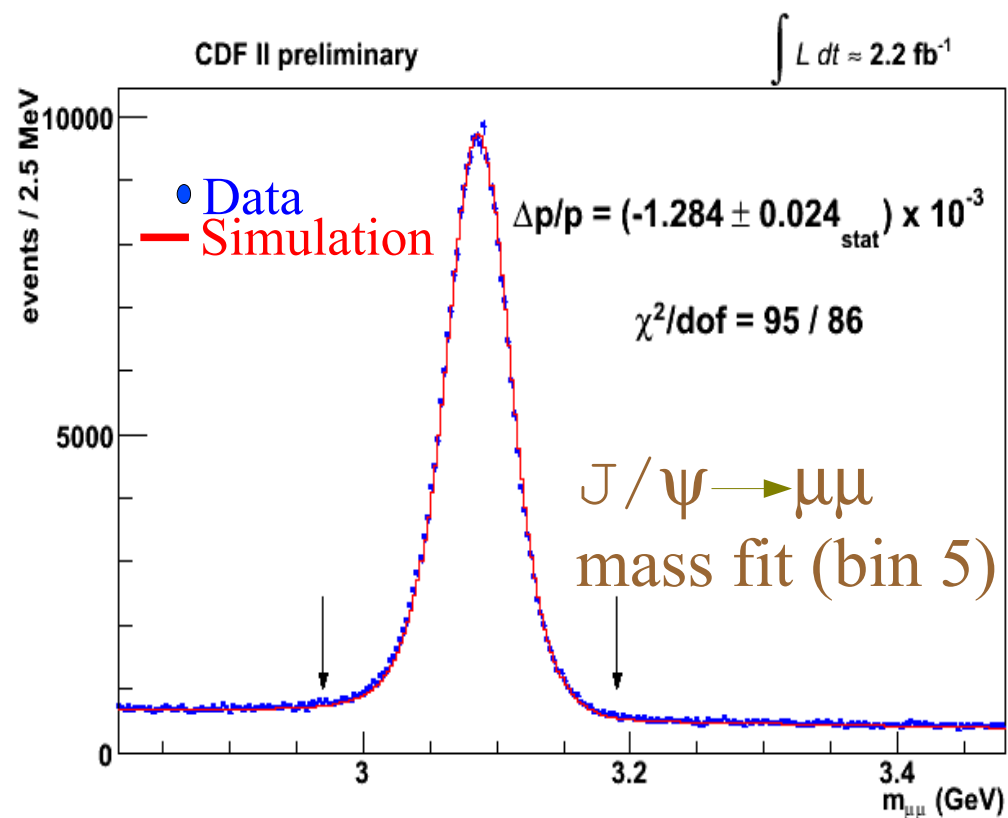
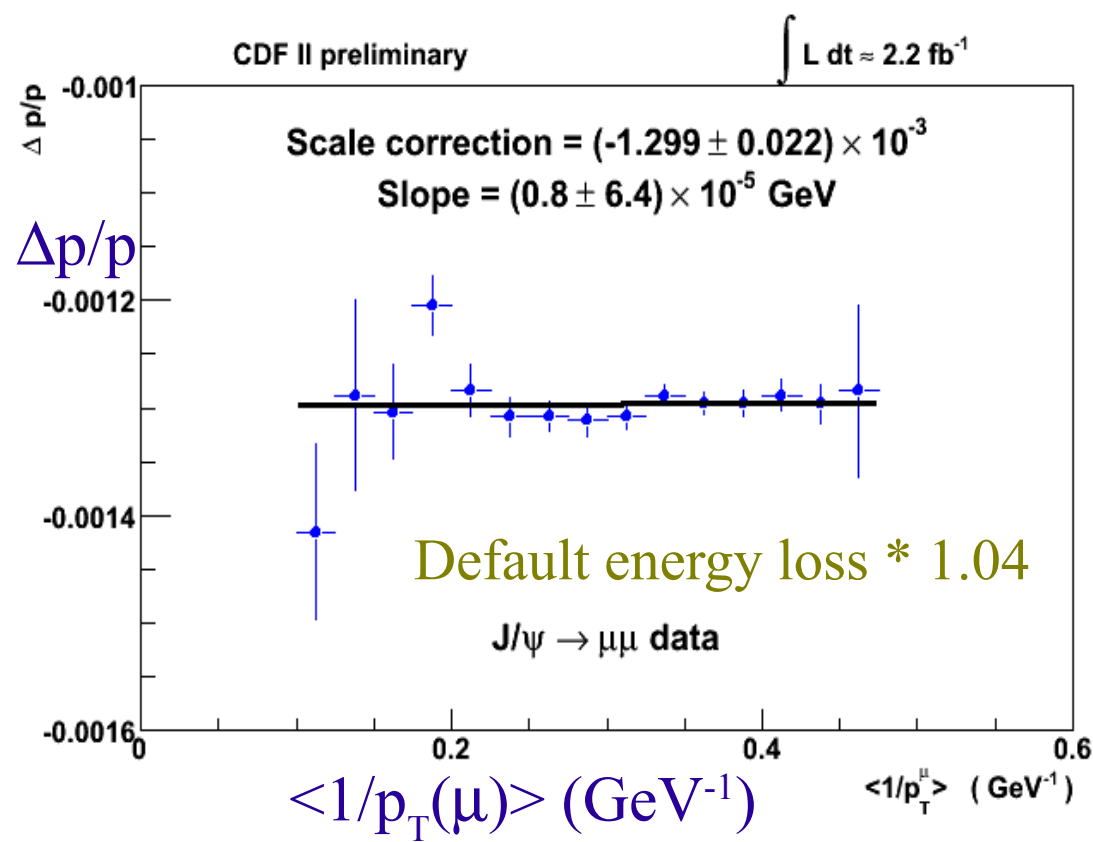
- Include dependence on type of material via Landau-Pomeranchuk-Migdal suppression of soft bremsstrahlung

Tracking Momentum Scale

Tracking Momentum Scale

Set using $J/\psi \rightarrow \mu\mu$ and $\Upsilon \rightarrow \mu\mu$ resonance and $Z \rightarrow \mu\mu$ masses

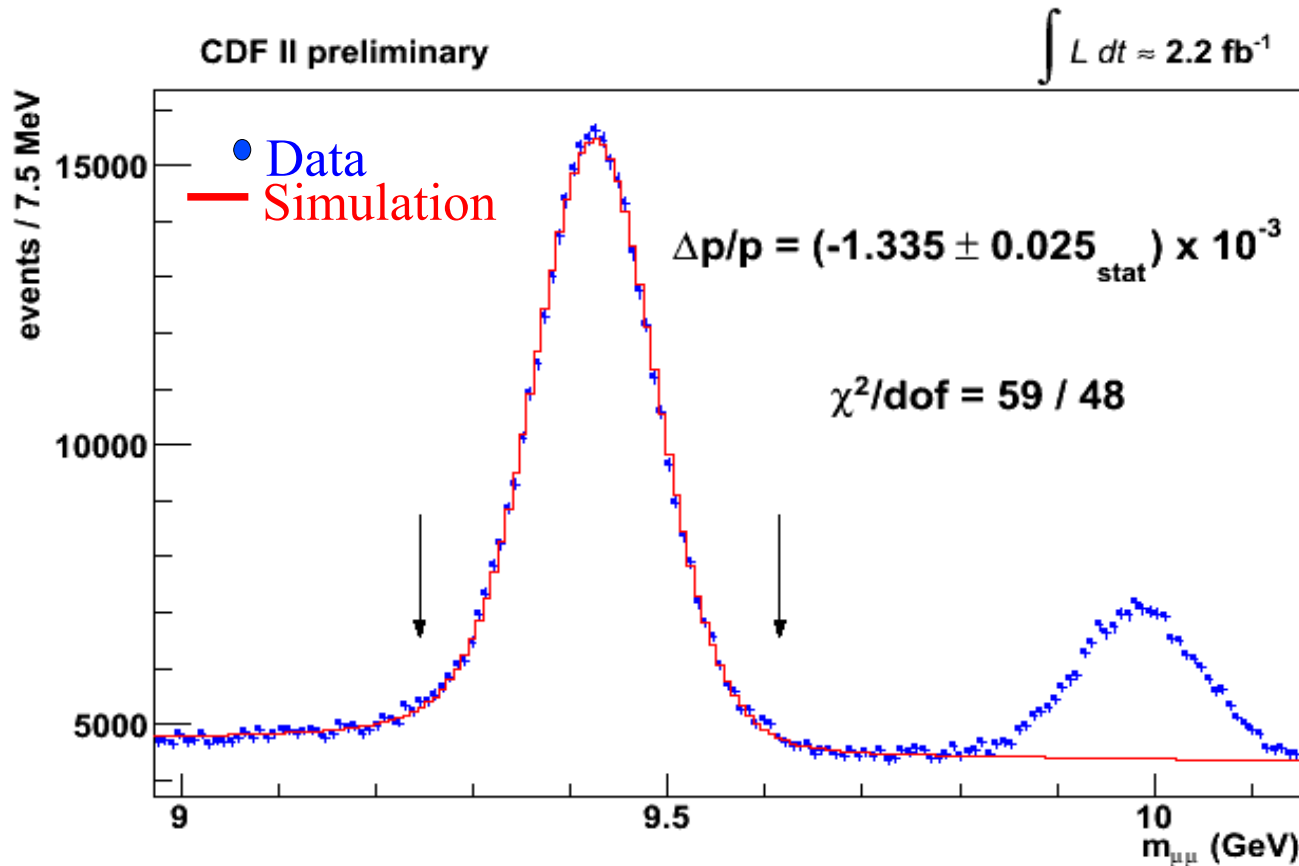
- Extracted by fitting J/ψ mass in bins of $1/p_T(\mu)$, and extrapolating momentum scale to zero curvature
- $J/\psi \rightarrow \mu\mu$ mass independent of $p_T(\mu)$ after 4% tuning of energy loss



Tracking Momentum Scale

$\Upsilon \rightarrow \mu\mu$ resonance provides

- Momentum scale measurement at higher p_T
- Validation of beam-constraining procedure (upsilons are promptly produced)
- Cross-check of non-beam-constrained (NBC) and beam-constrained (BC) fits

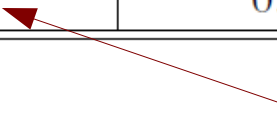


NBC $\Upsilon \rightarrow \mu\mu$
mass fit

Tracking Momentum Scale Systematics

Systematic uncertainties on momentum scale

Source	J/ψ ($\cdot 10^{-3}$)	NBC- Υ ($\cdot 10^{-3}$)	common ($\cdot 10^{-3}$)
QED	0.080	0.045	0.045
B field non-uniformity	0.032	0.034	0.032
Ionizing material	0.022	0.014	0.014
Resolution	0.010	0.005	0.005
Backgrounds	0.011	0.005	0.005
Misalignment	0.009	0.018	0.009
Trigger efficiency	0.004	0.005	0.004
Fitting window	0.004	0.005	0.004
$\Delta p/p$ step size	0.002	0.003	0
World-average	0.004	0.027	0
Total systematic	0.092	0.068	0.058
Statistical	0.004	0.025	0
Total	0.092	0.072	0.058

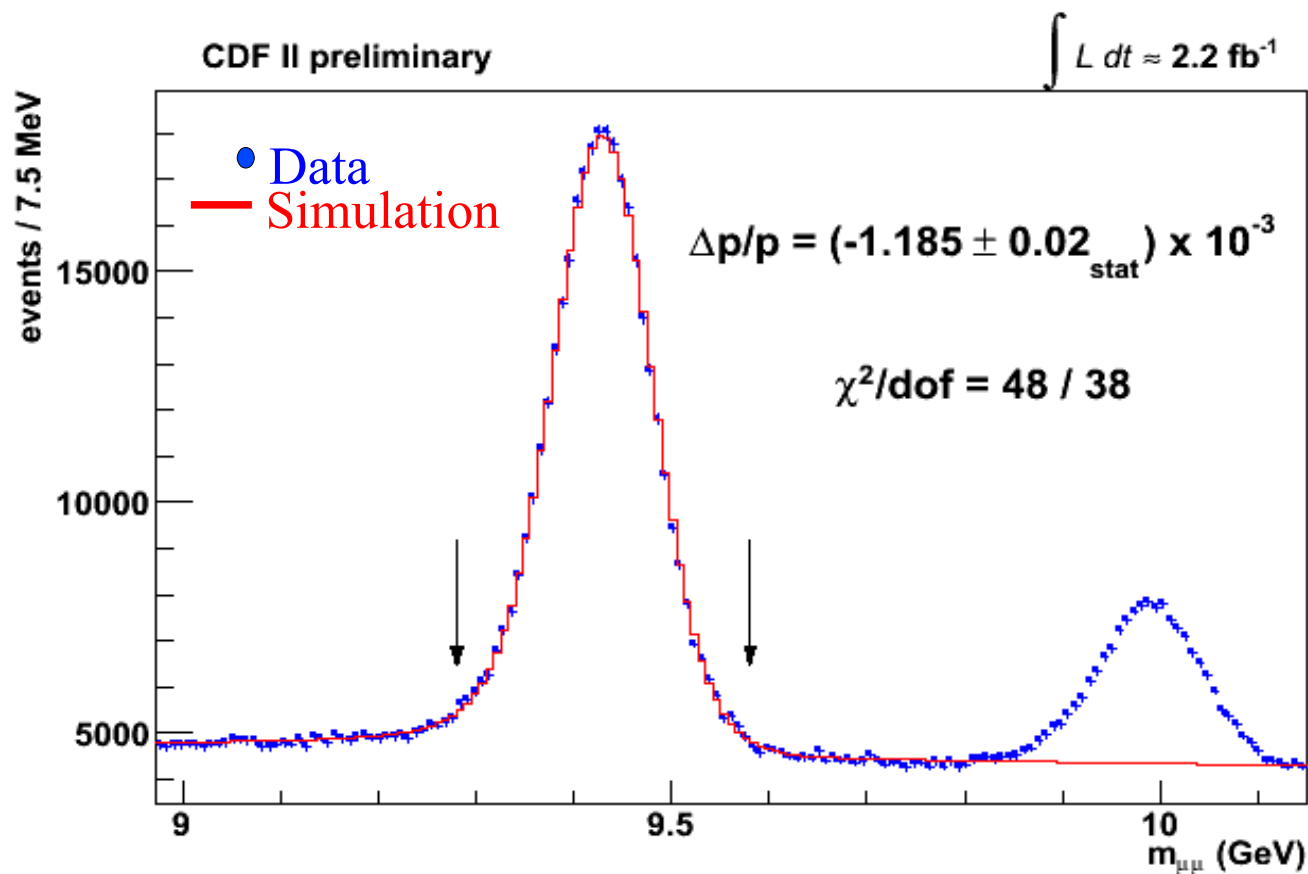

$$\Delta M_{W,Z} = 6 \text{ MeV}$$

Uncertainty dominated by QED radiative corrections and magnetic field non-uniformity

Tracking Momentum Scale

$\Upsilon \rightarrow \mu\mu$ resonance provides

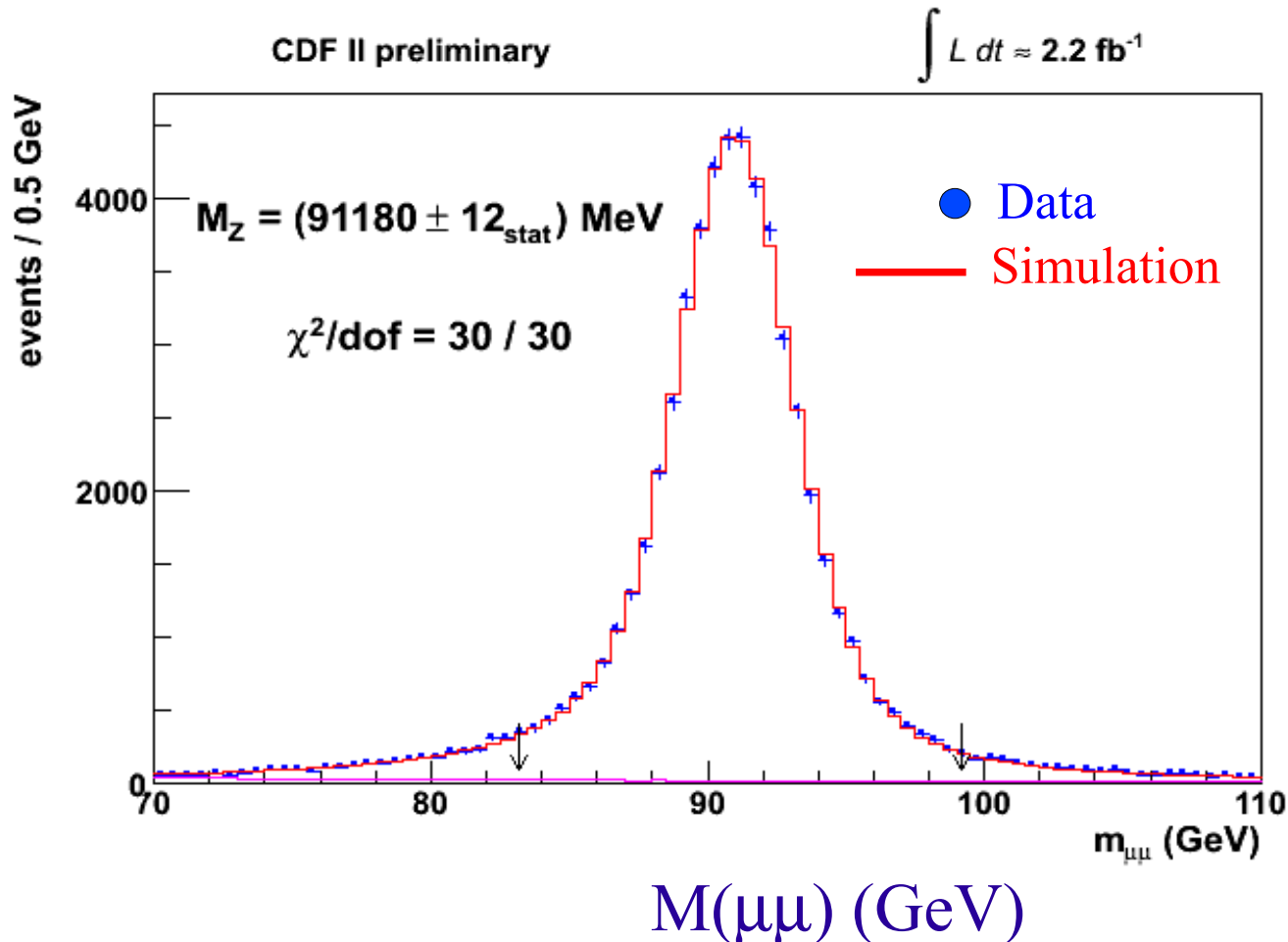
- Cross-check of non-beam-constrained (NBC) and beam-constrained (BC) fits
- Difference used to set additional systematic uncertainty



BC $\Upsilon \rightarrow \mu\mu$
mass fit

$Z \rightarrow \mu\mu$ Mass Cross-check & Combination

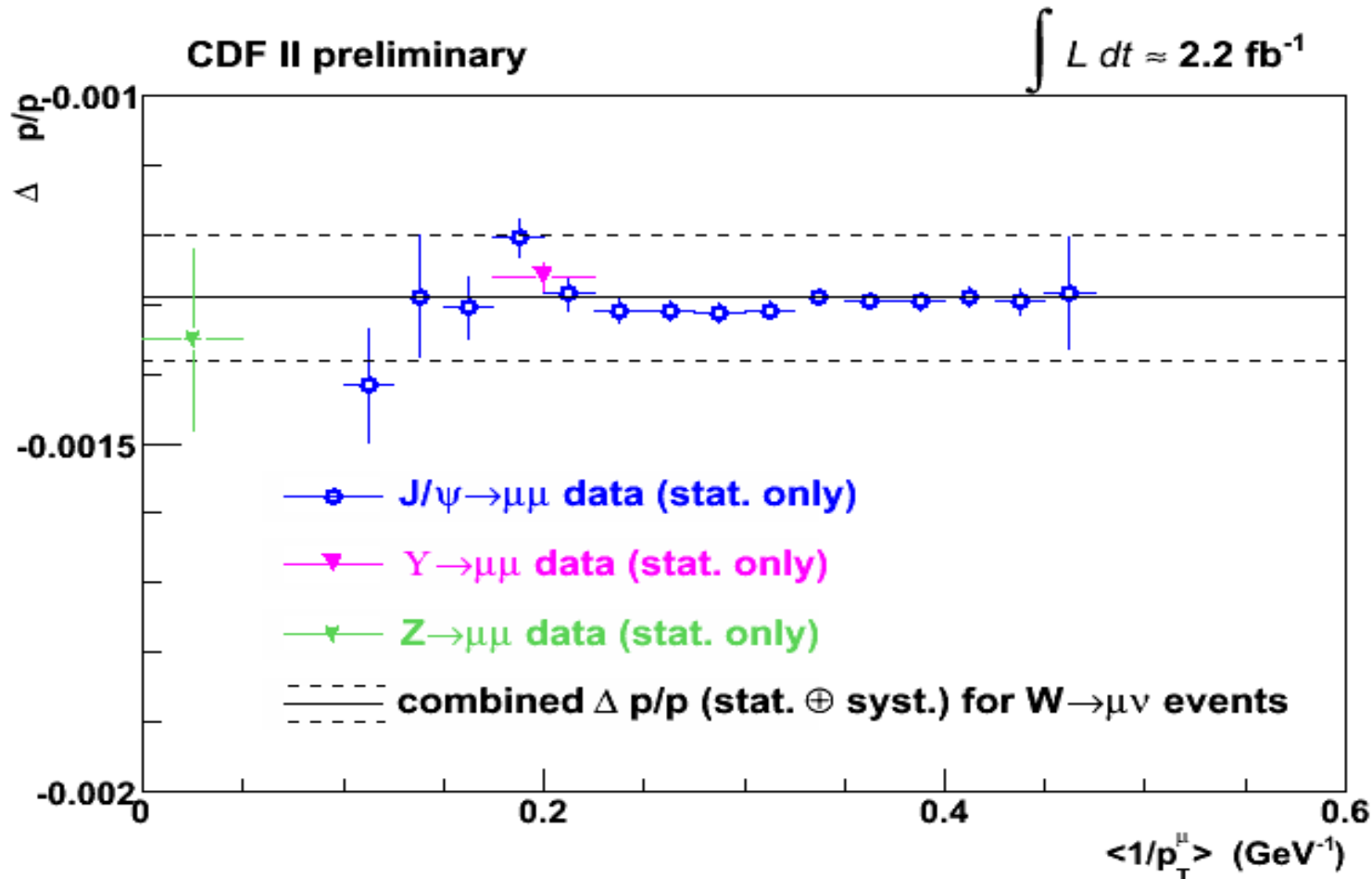
- Using the J/ψ and Υ momentum scale, performed “blinded” measurement of Z mass
 - Z mass consistent with PDG value (91188 MeV) (0.7σ statistical)
 - $M_Z = 91180 \pm 12_{\text{stat}} \pm 9_{\text{momentum}} \pm 5_{\text{QED}} \pm 2_{\text{alignment}}$ MeV



Tracker Linearity Cross-check & Combination

- Final calibration using the J/ψ , Υ and Z bosons for calibration
- Combined momentum scale correction:

$$\Delta p/p = (-1.29 \pm 0.07_{\text{independent}} \pm 0.05_{\text{QED}} \pm 0.02_{\text{align}}) \times 10^{-3}$$

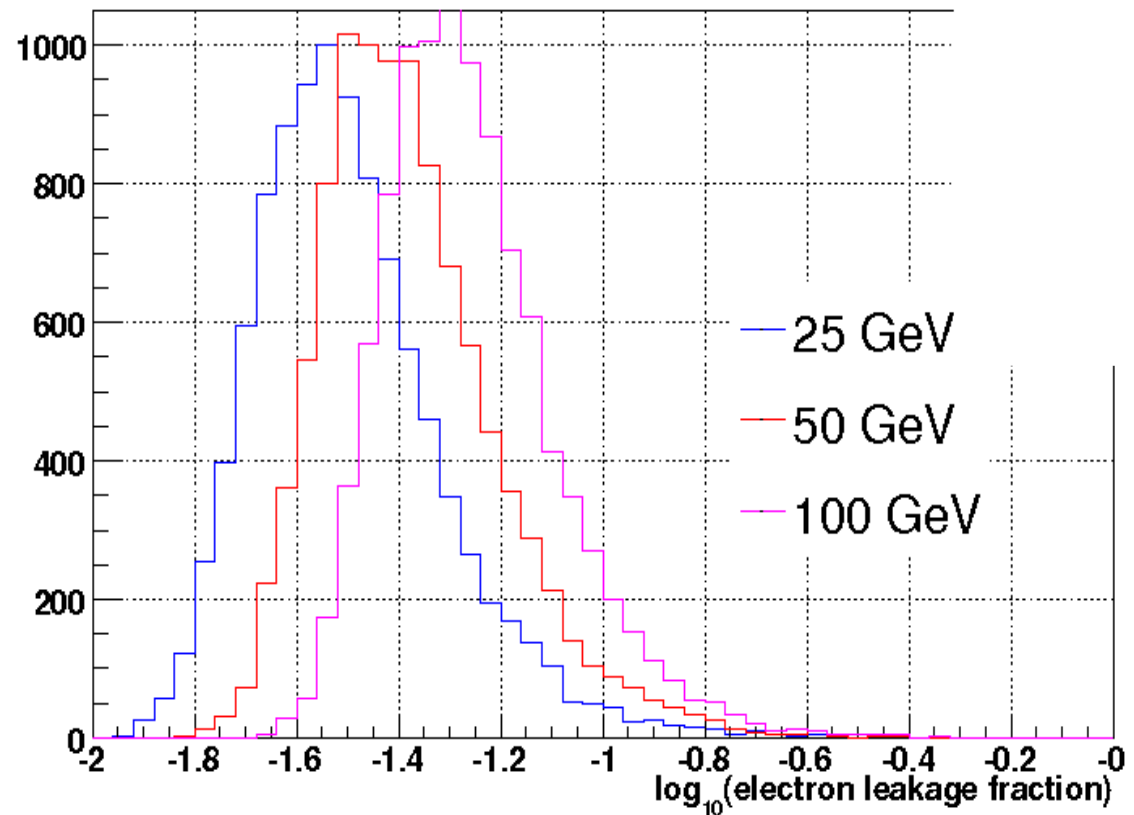


$$\Delta M_W = 7 \text{ MeV}$$

EM Calorimeter Response

Calorimeter Simulation for Electrons and Photons

- Distributions of lost energy calculated using detailed GEANT4 simulation of calorimeter
 - Leakage into hadronic calorimeter
 - Absorption in the coil
 - Dependence on incident angle and E_T



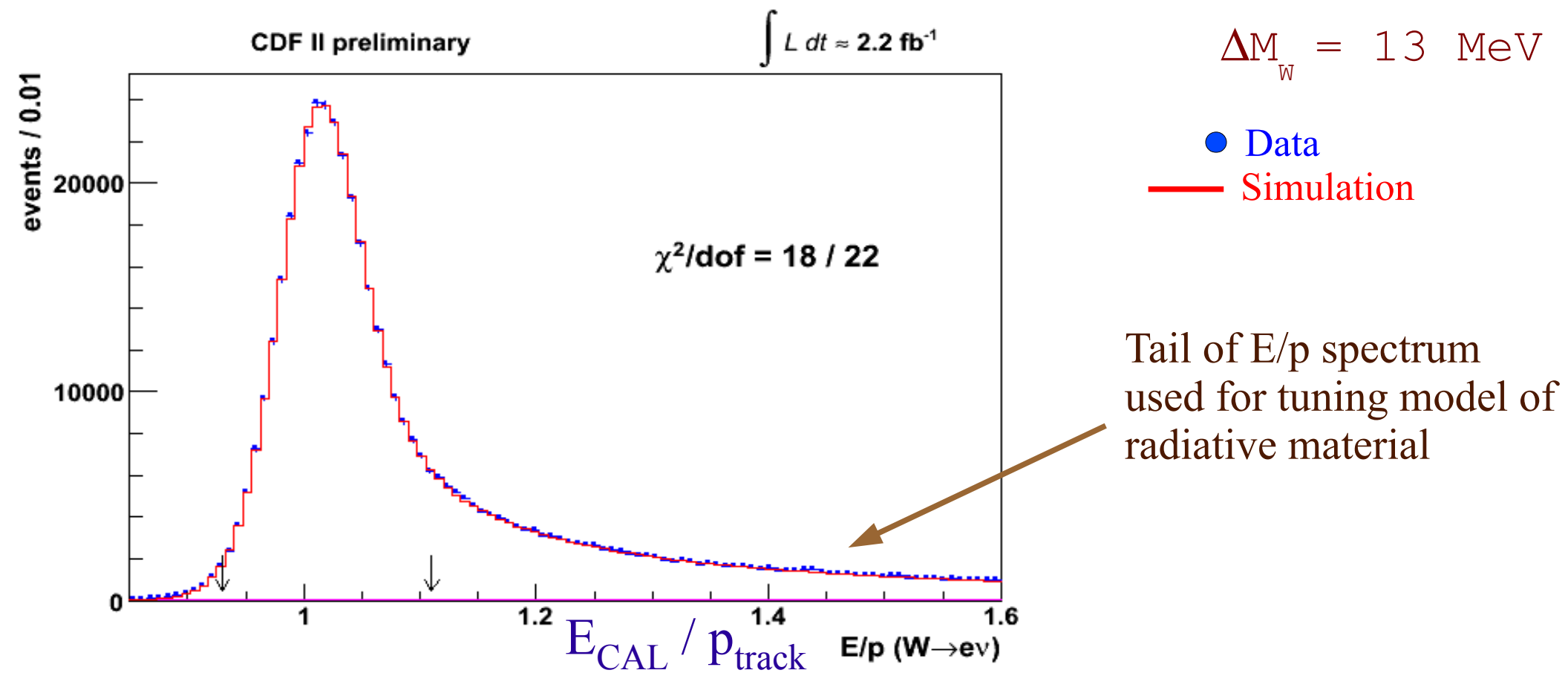
- Energy-dependent gain (non-linearity) parameterized and fit from data
- Energy resolution parameterized as fixed sampling term and tunable constant term
 - Constant terms are fit from the width of E/p peak and $Z \rightarrow ee$ mass peak

EM Calorimeter Scale

- E/p peak from $W \rightarrow e\nu$ decays provides measurements of EM calorimeter scale and its (E_T -dependent) non-linearity

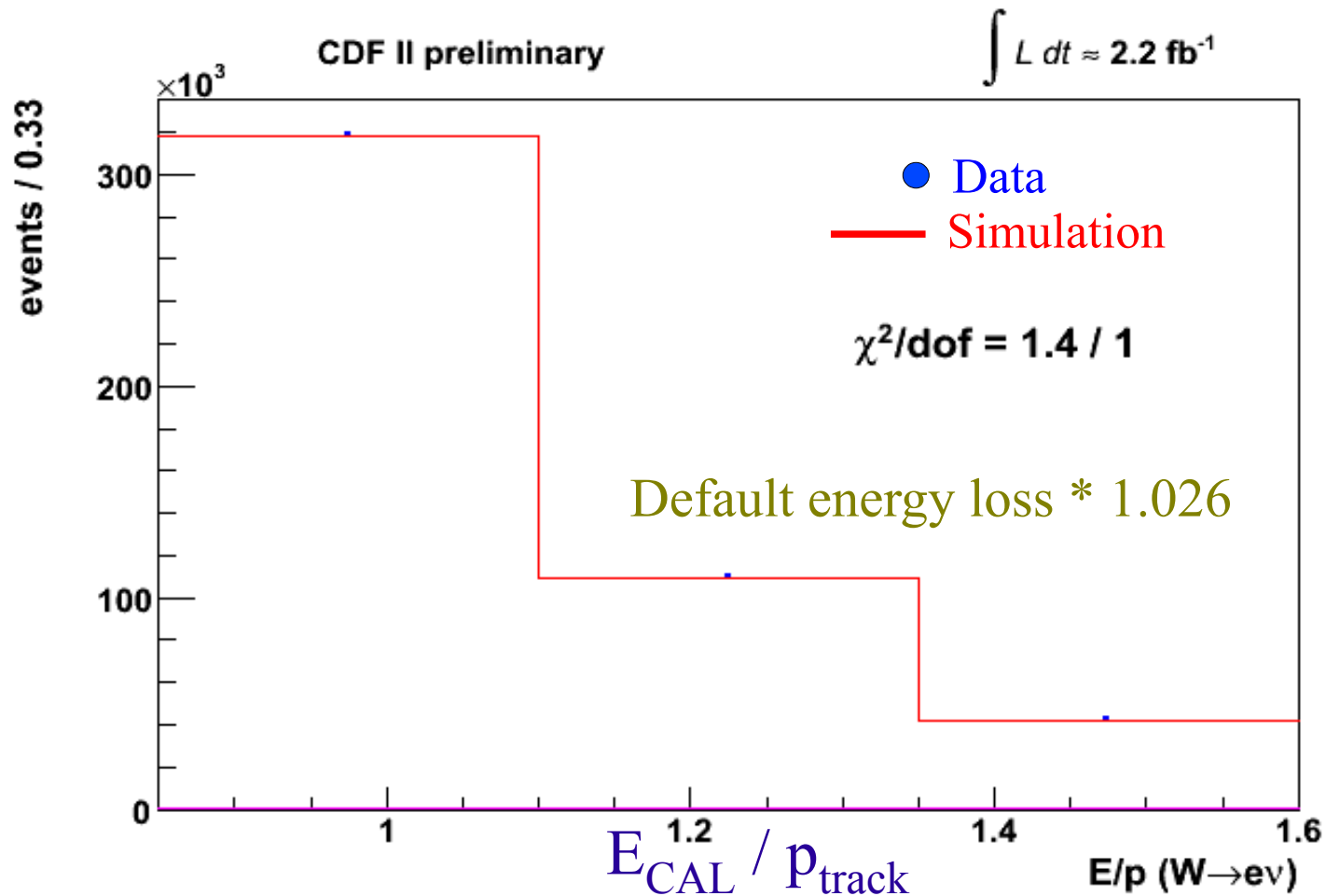
$$\Delta S_E = (9_{\text{stat}} \pm 5_{\text{non-linearity}} \pm 5_{X0} \pm 9_{\text{Tracker}}) \times 10^{-5}$$

Setting S_E to 1 using E/p calibration from combined $W \rightarrow e\nu$ and $Z \rightarrow ee$ samples



Consistency of Radiative Material Model

- Excellent description of E/p spectrum tail
- radiative material tune factor: $S_{X0} = 1.026 \pm 0.003_{\text{stat}} \pm 0.002_{\text{background}}$ achieves consistency with E/p spectrum tail



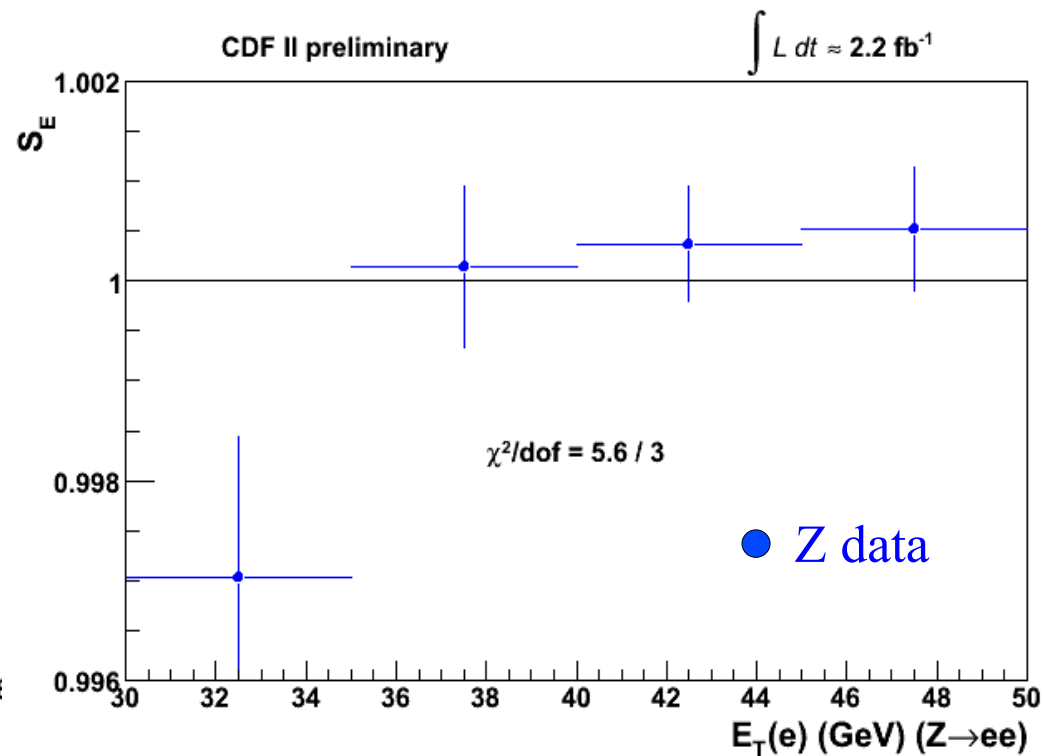
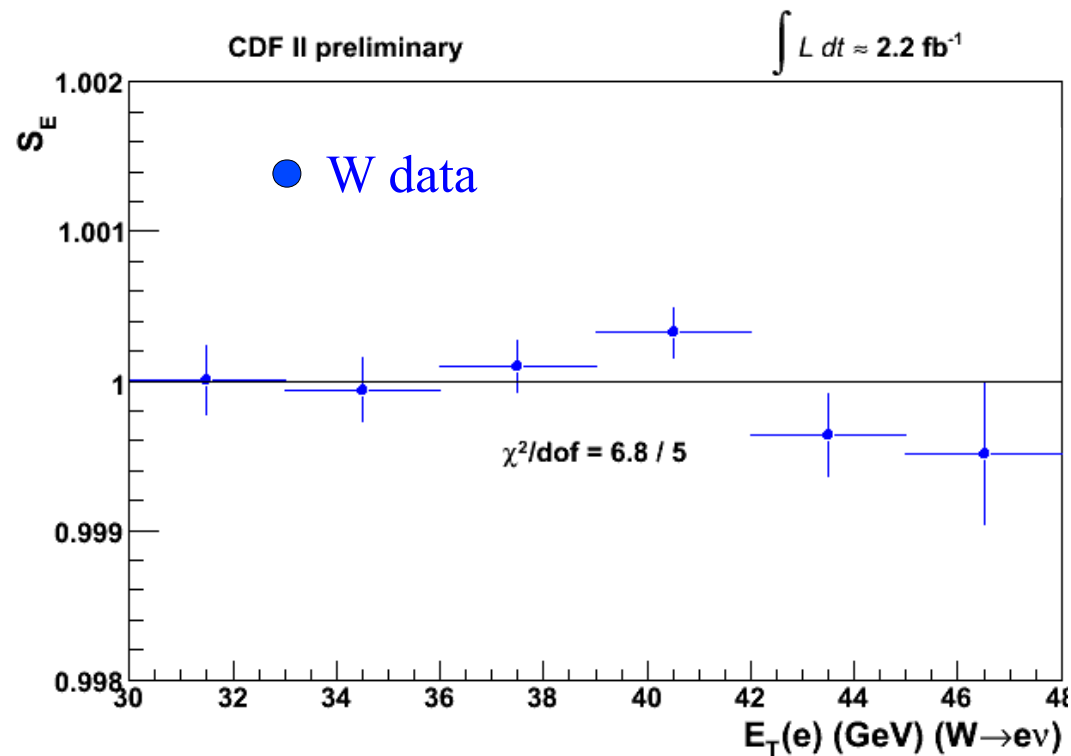
Measurement of EM Calorimeter Non-linearity

- Perform E/p fit-based calibration in bins of electron E_T
- GEANT-motivated parameterization of non-linear response:

$$S_E = 1 + \beta \log(E_T / 39 \text{ GeV})$$

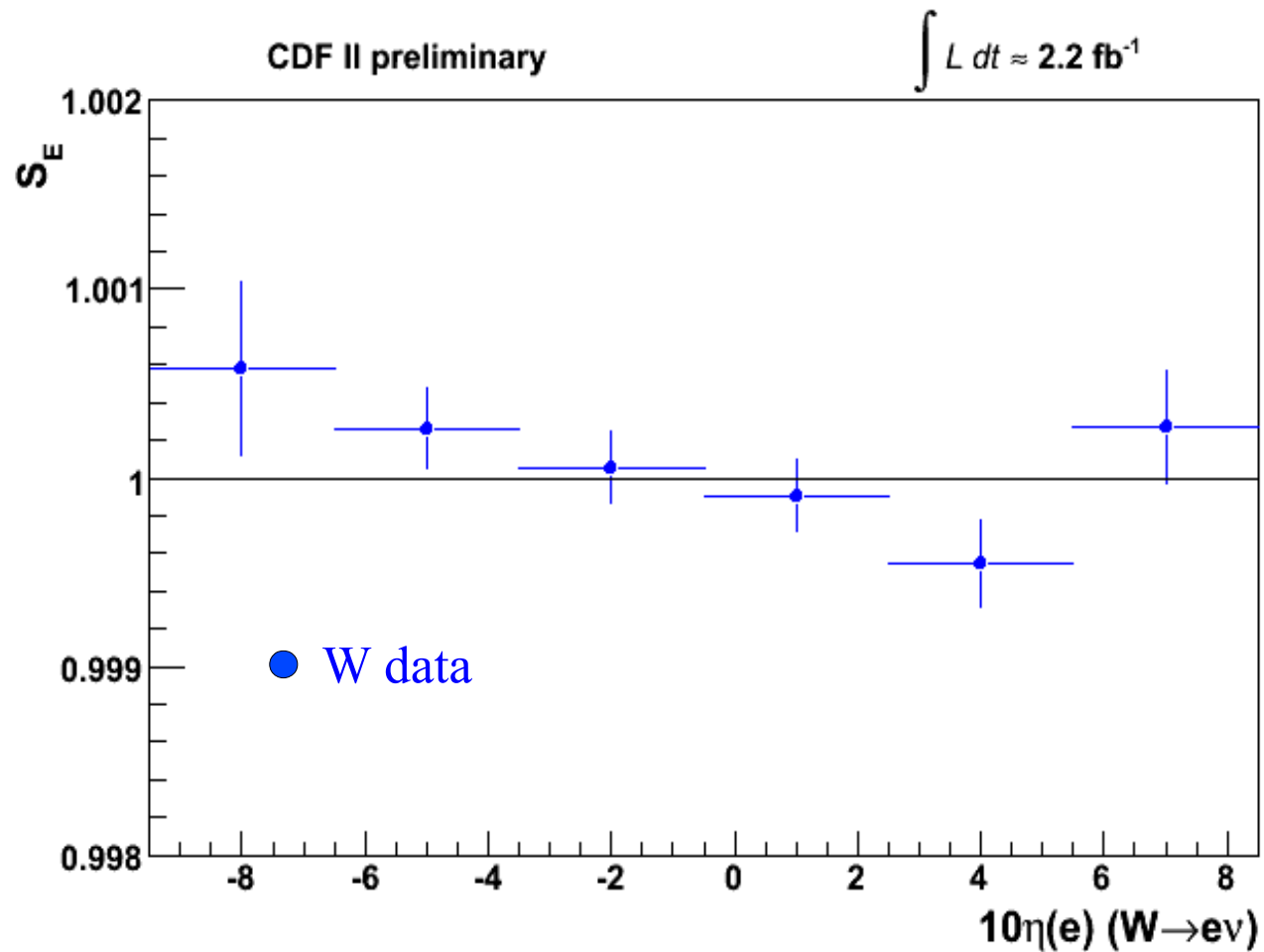
- Tune on W and Z data: $\beta = (5.2 \pm 0.7_{\text{stat}}) \times 10^{-3}$

$$\Rightarrow \Delta M_W = 4 \text{ MeV}$$



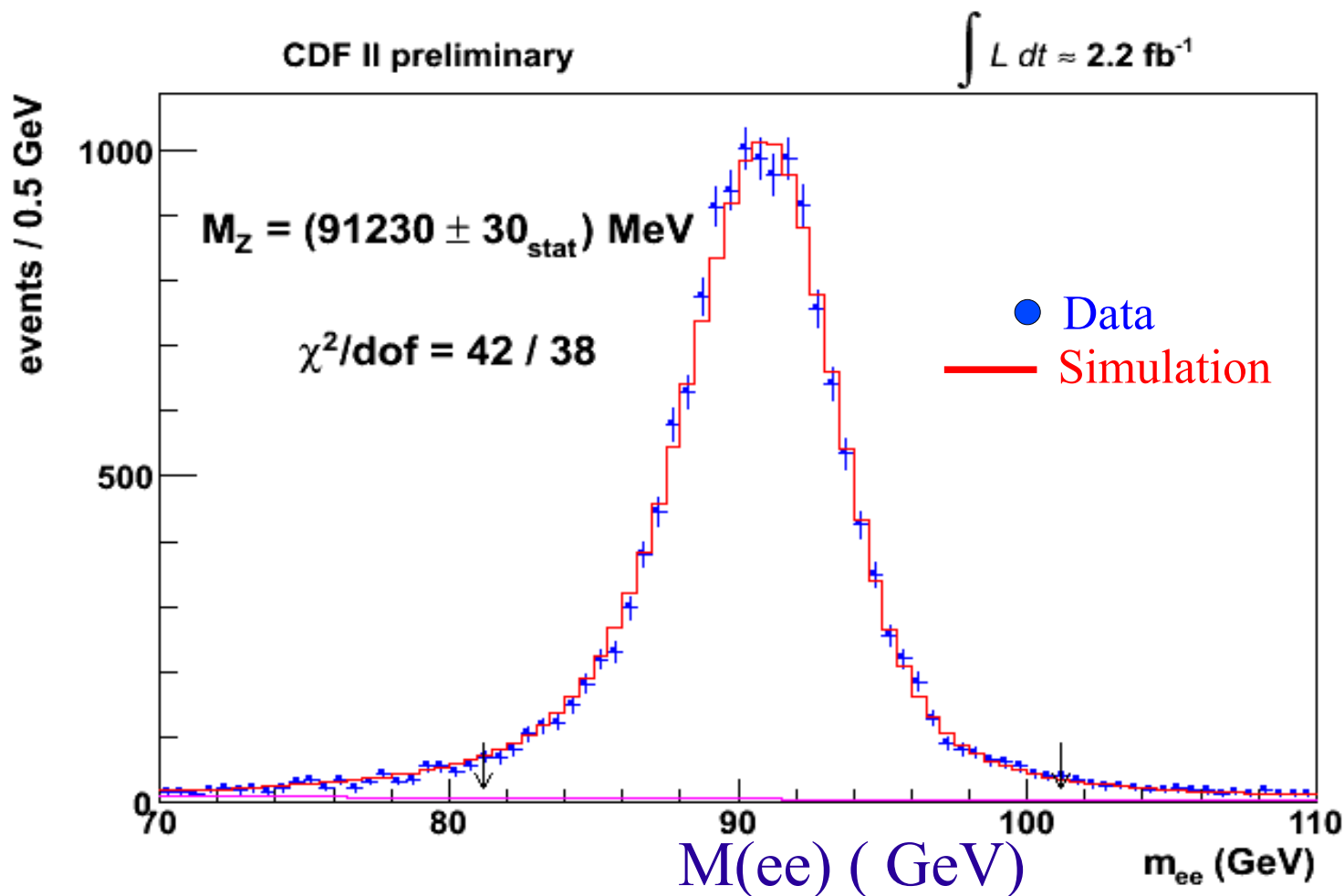
EM Calorimeter Uniformity

- Checking uniformity of energy scale in bins of electron pseudorapidity



$Z \rightarrow ee$ Mass Cross-check and Combination

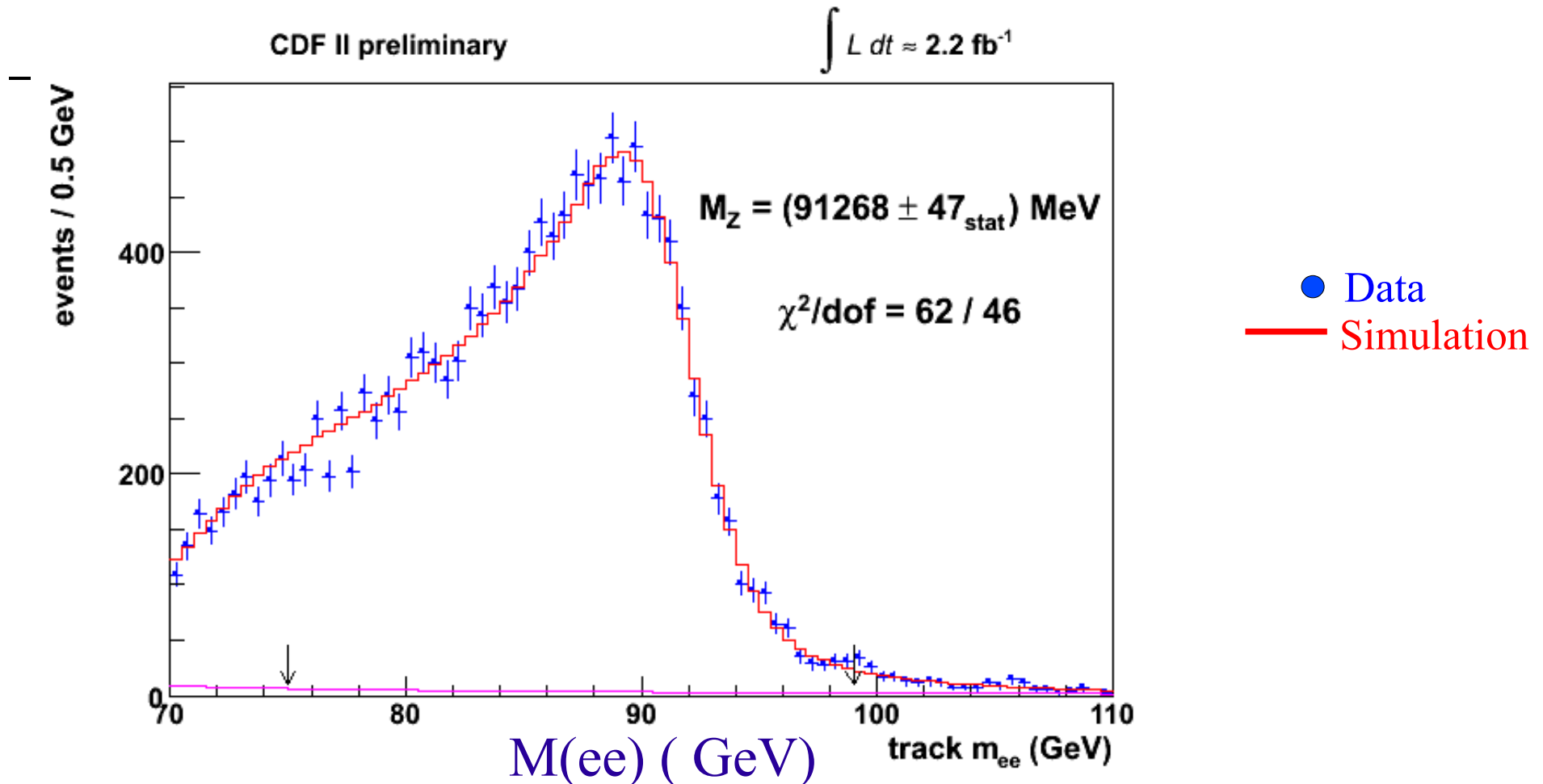
- Performed “blind” measurement of Z mass using E/p-based calibration
 - Consistent with PDG value (91188 MeV) within 1.4σ (statistical)
 - $M_Z = 91230 \pm 30_{\text{stat}} \pm 10_{\text{calorimeter}} \pm 8_{\text{momentum}} \pm 5_{\text{QED}} \pm 2_{\text{alignment}}$ MeV
- Combine E/p-based calibration with $Z \rightarrow ee$ mass for maximum precision



$$\Delta M_W = 10 \text{ MeV}$$

$Z \rightarrow ee$ Mass Cross-check using Electron Tracks

- Performed “blind” measurement of Z mass using electron tracks
 - Consistent with PDG value within 1.8σ (statistical)
- Checks tracking for electrons vs muons, and model of radiative energy loss



Lepton Resolutions

- Tracking resolution parameterized in the custom simulation by
 - Radius-dependent drift chamber hit resolution $\sigma_h \sim (150 \pm 1_{\text{stat}}) \mu\text{m}$
 - Beamspot size $\sigma_b = (35 \pm 1_{\text{stat}}) \mu\text{m}$
 - Tuned on the widths of the $Z \rightarrow \mu\mu$ (beam-constrained) and $\Upsilon \rightarrow \mu\mu$ (both beam constrained and non-beam constrained) mass peaks
 $\Rightarrow \Delta M_W = 1 \text{ MeV (muons)}$
- Electron cluster resolution parameterized in the custom simulation by
 - $12.6\% / \sqrt{E_T}$ (sampling term)
 - Primary constant term $\kappa = (0.68 \pm 0.05_{\text{stat}}) \%$
 - Secondary photon resolution $\kappa_\gamma = (7.4 \pm 1.8_{\text{stat}}) \%$
 - Tuned on the widths of the E/p peak and the $Z \rightarrow ee$ peak (selecting radiative electrons)
 $\Rightarrow \Delta M_W = 4 \text{ MeV (electrons)}$

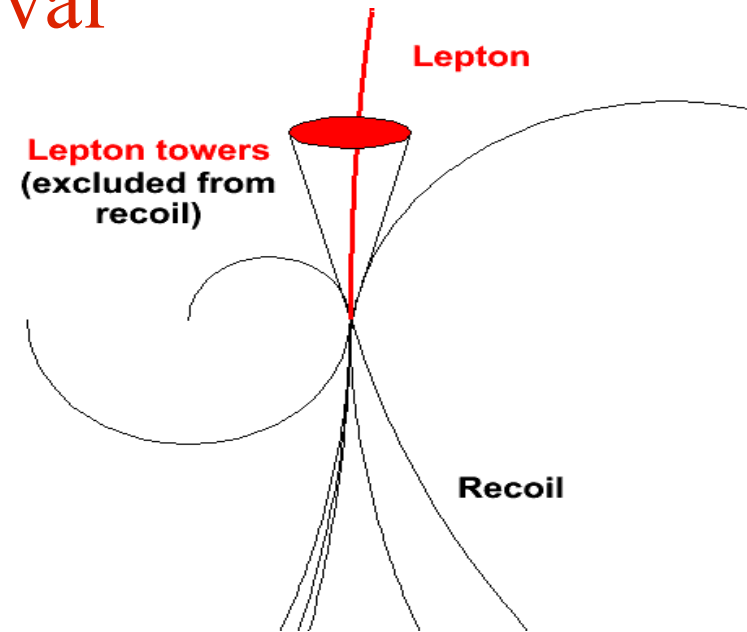
Hadronic Recoil Model

Lepton Tower Removal

- We remove the calorimeter towers containing lepton energy from the hadronic recoil calculation

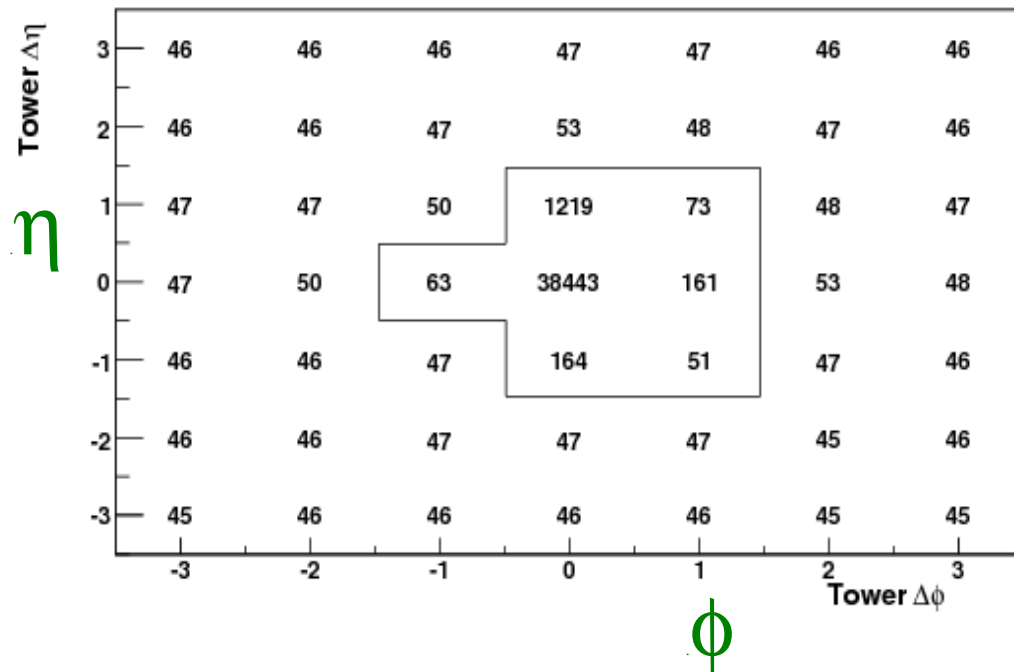
- Lost underlying event energy is measured in ϕ -rotated windows

$$\Delta M_W = 2 \text{ MeV}$$



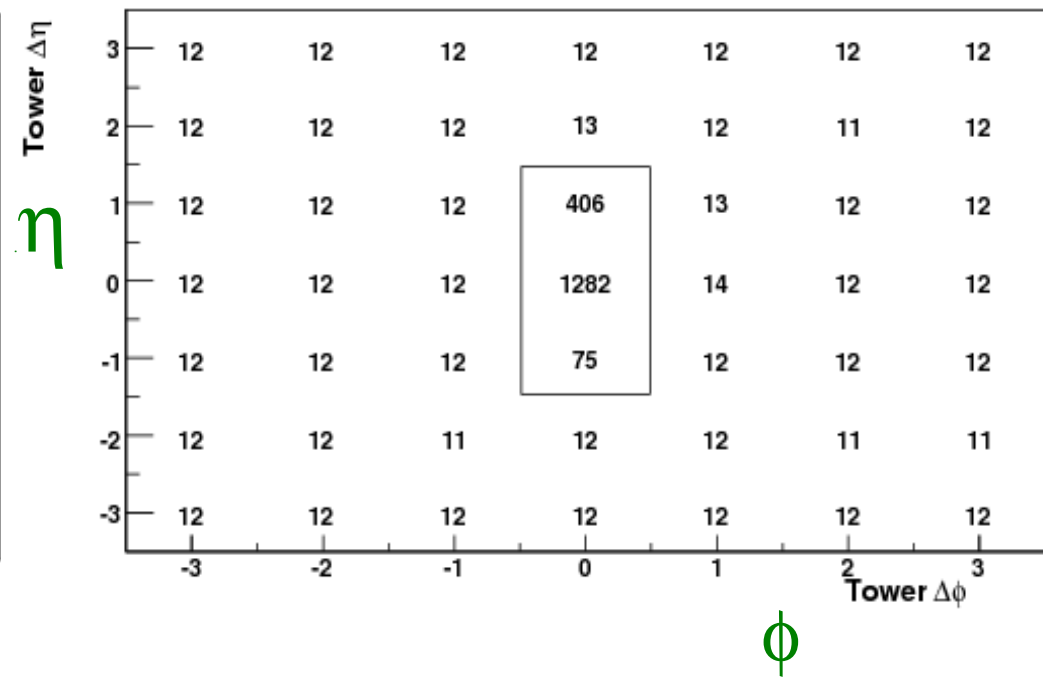
Electron channel W data

Electron Electromagnetic E_T (MeV)



Muon channel W data

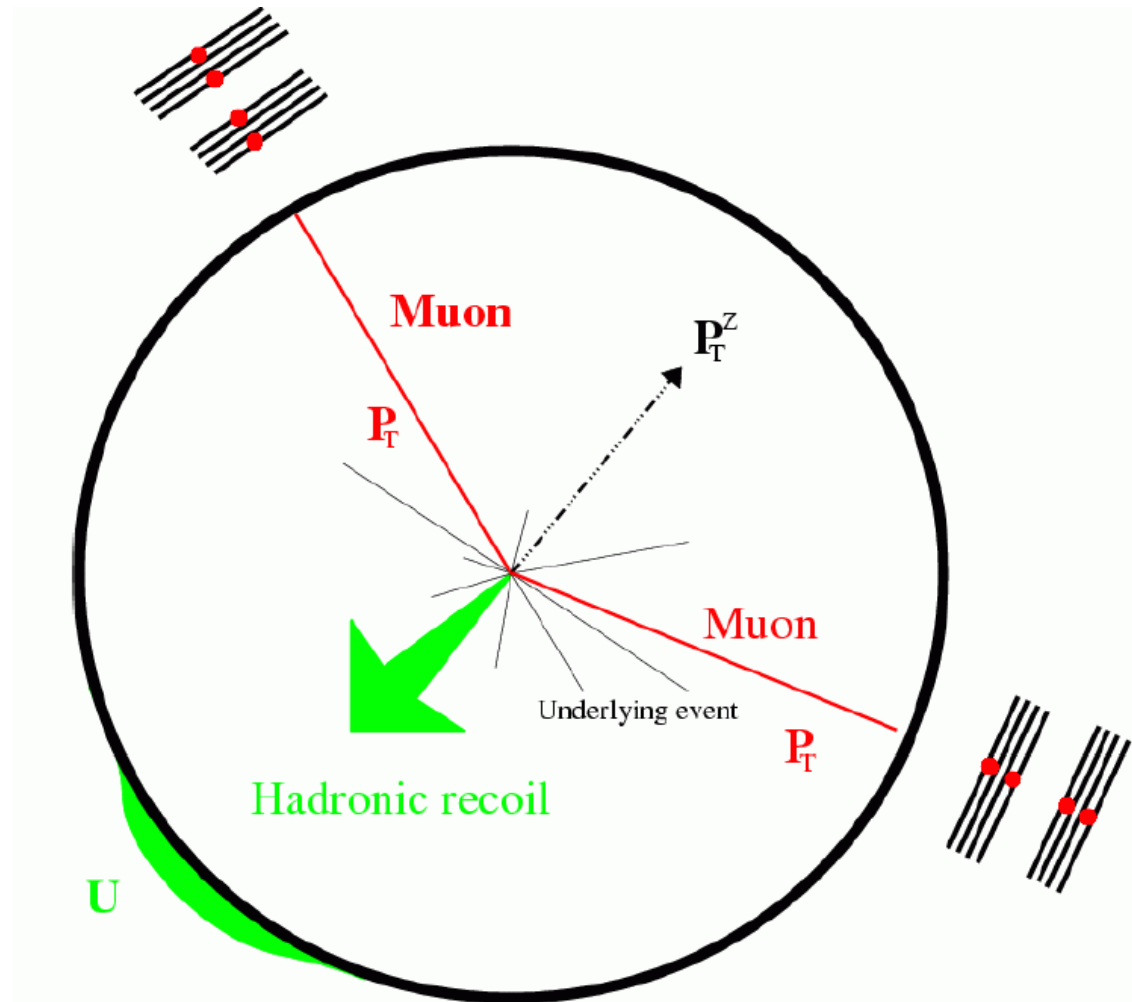
Muon Hadronic E_T (MeV)



Constraining the Hadronic Recoil Model

Exploit similarity in production and decay of W and Z bosons

Detector response model for hadronic recoil tuned using p_T -balance in $Z \rightarrow ll$ events

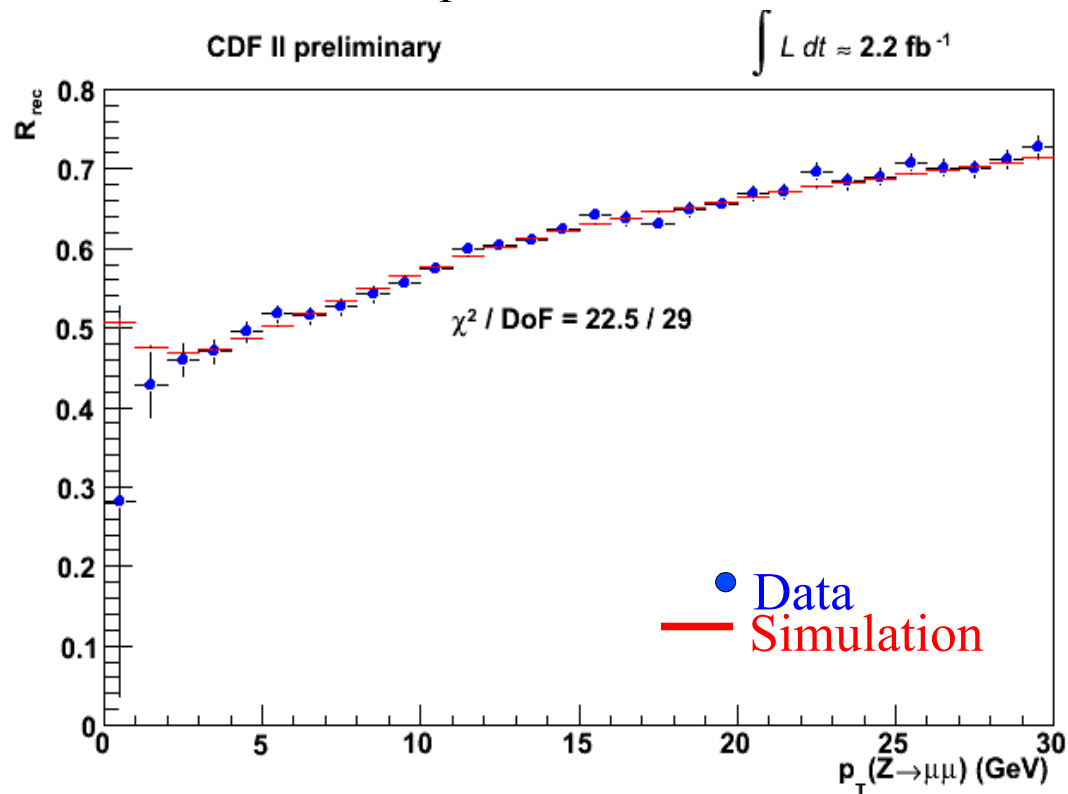


Transverse momentum of Hadronic recoil (u) calculated as 2-vector-sum over calorimeter towers

Hadronic Recoil Simulation

Recoil momentum 2-vector \mathbf{u} has

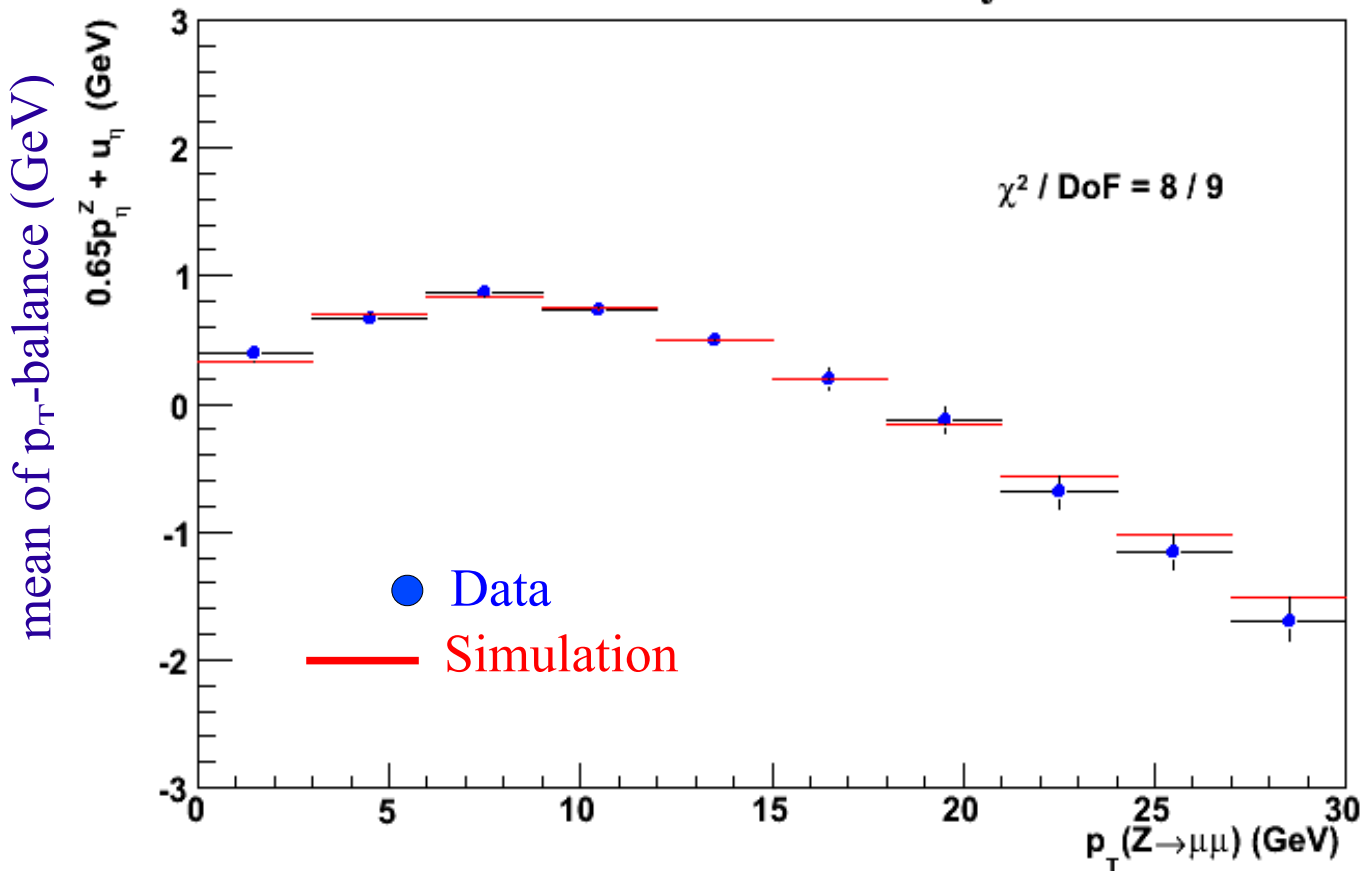
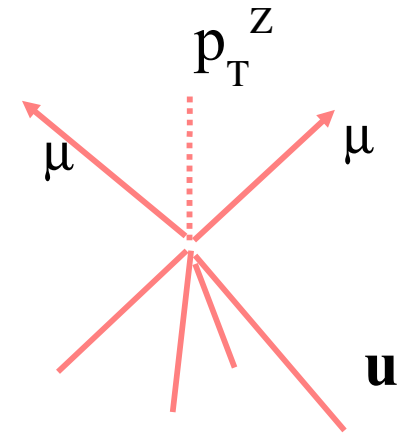
- a soft 'spectator interaction' component, randomly oriented
 - Modelled using minimum-bias data with tunable magnitude
- A hard 'jet' component, directed opposite the boson \mathbf{p}_T
 - P_T -dependent response and resolution parameterizations
 - Hadronic response $R = \mathbf{u}_{\text{reconstructed}} / \mathbf{u}_{\text{true}}$ parameterized as a logarithmically increasing function of boson p_T motivated by Z boson data



Tuning Recoil Response Model with Z events

Project the vector sum of $p_T(ll)$ and \mathbf{u} on a set of orthogonal axes defined by boson p_T

Mean and rms of projections as a function of $p_T(ll)$ provide information on hadronic model parameters



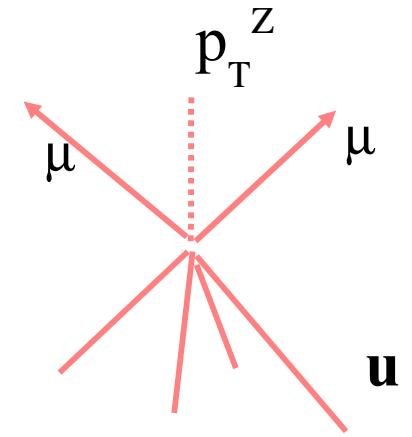
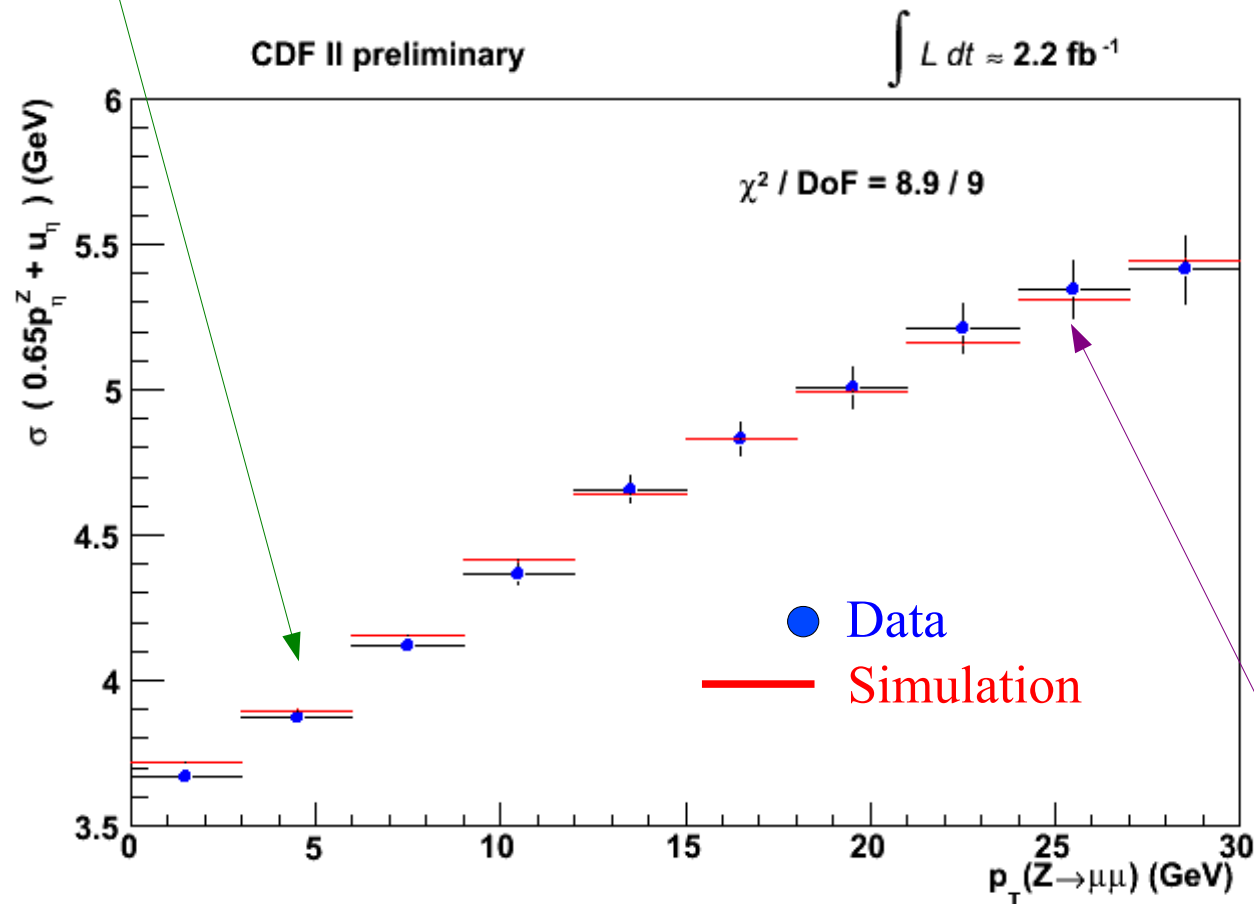
Hadronic model parameters tuned by minimizing χ^2 between data and simulation

$$\Delta M_W = 4 \text{ MeV}$$

Tuning Recoil Resolution Model with Z events

At low $p_T(Z)$, p_T -balance constrains hadronic resolution due to underlying event

Resolution of p_T -balance (GeV)

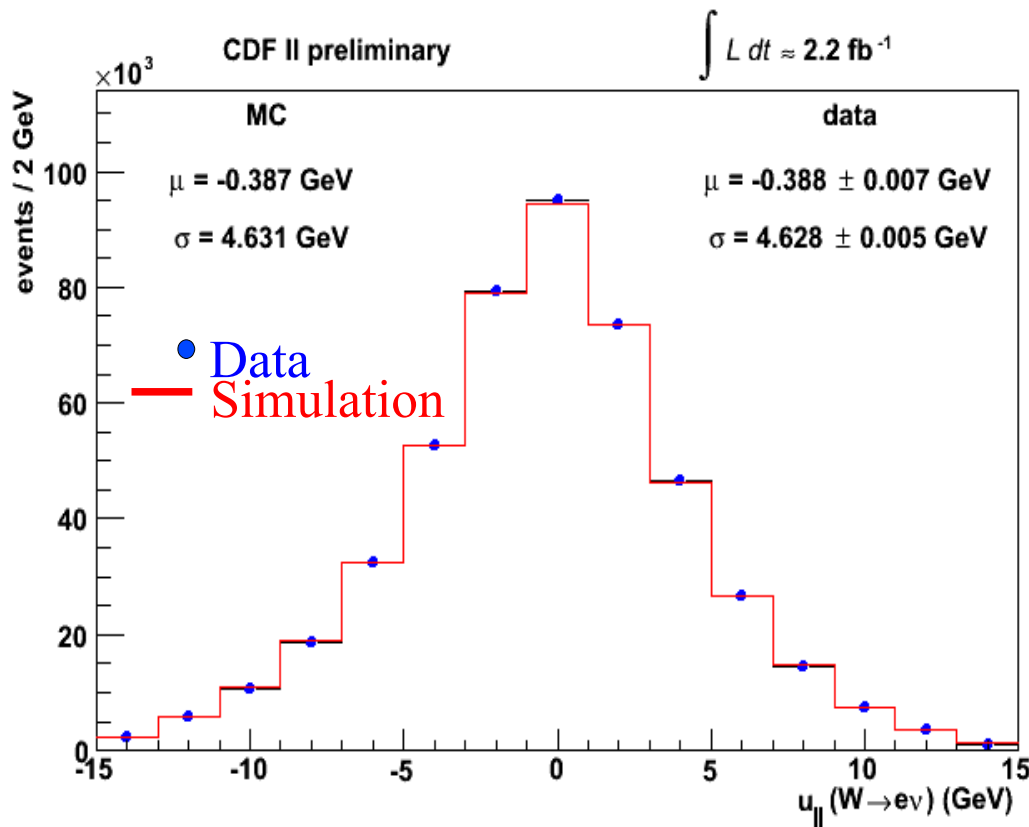
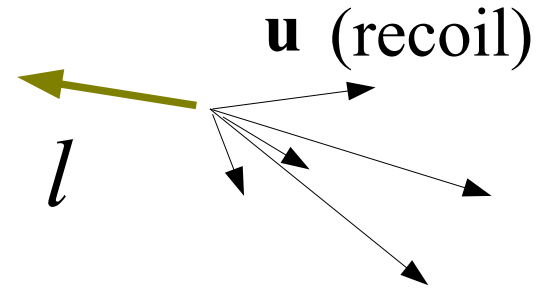


$$\Delta M_W = 4 \text{ MeV}$$

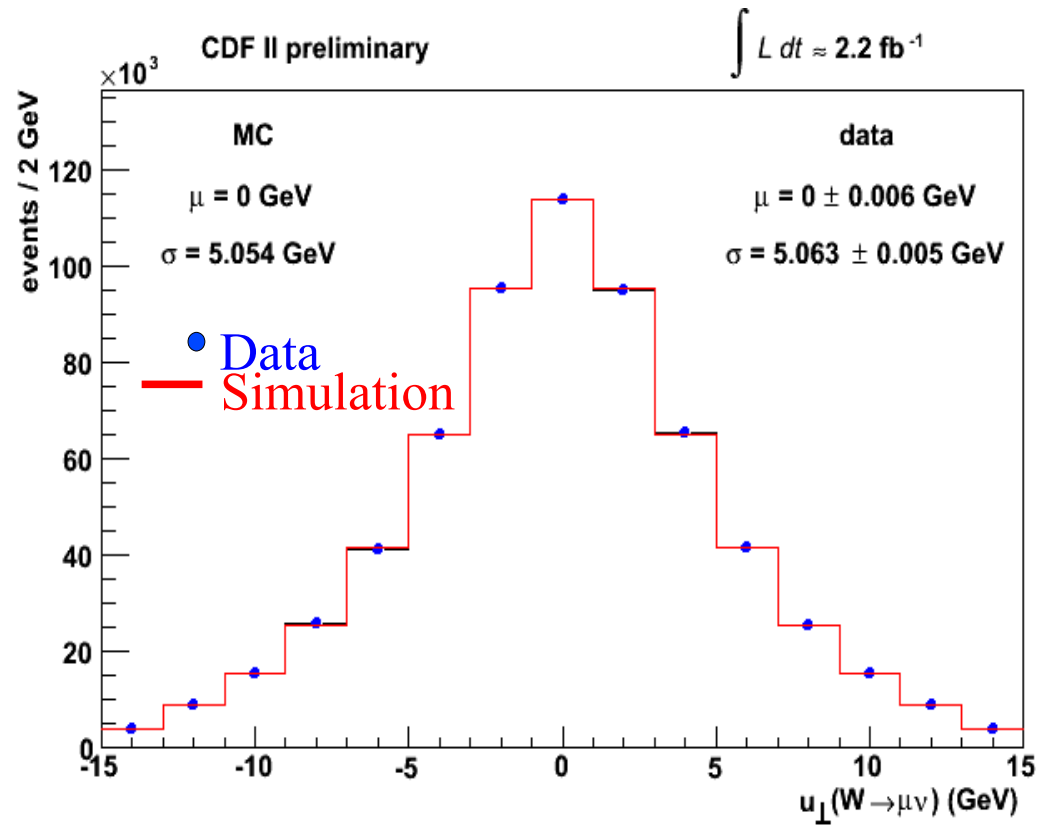
At high $p_T(Z)$, p_T -balance constrains jet resolution

Testing Hadronic Recoil Model with W events

Compare recoil distributions
between simulation and data



Recoil projection (GeV) on lepton direction



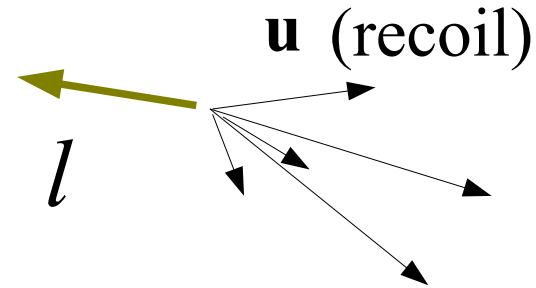
Recoil projection (GeV) perpendicular to lepton

Comparing Precision to 200 pb⁻¹ Analysis

Note substantial improvement in modeling accuracy, for difference in mean:

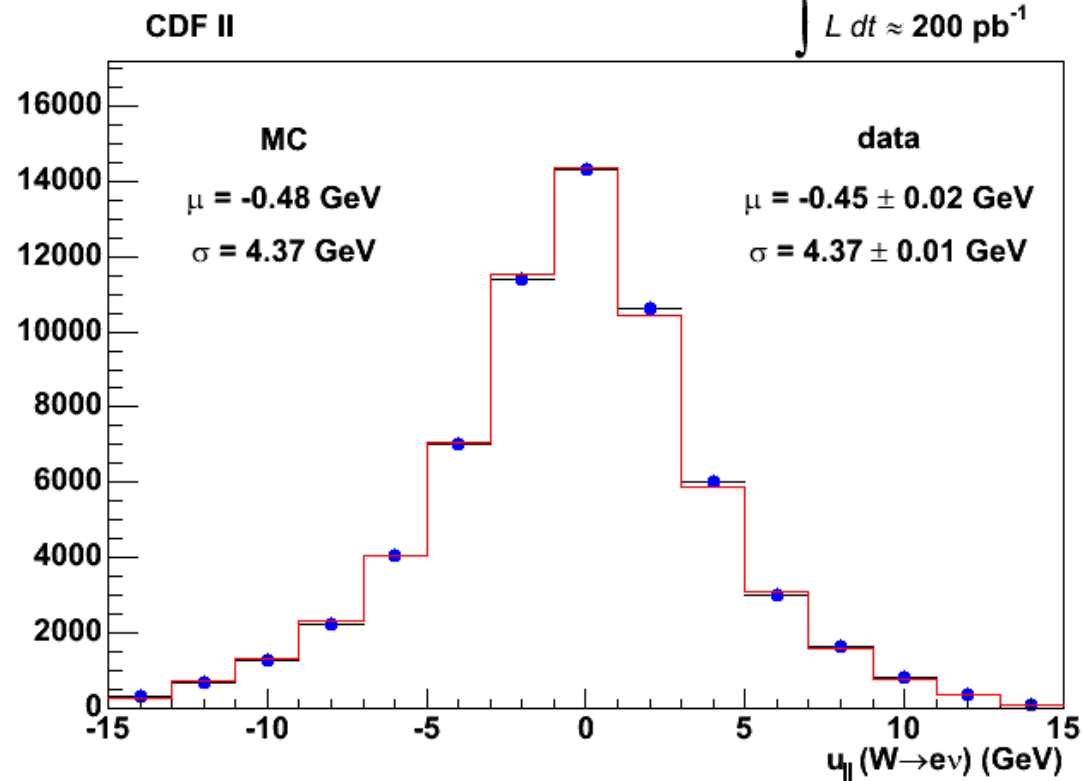
Old: 30 ± 20 MeV

New: -1 ± 7 MeV



$\int L dt \approx 200 \text{ pb}^{-1}$

• Data
— Simulation



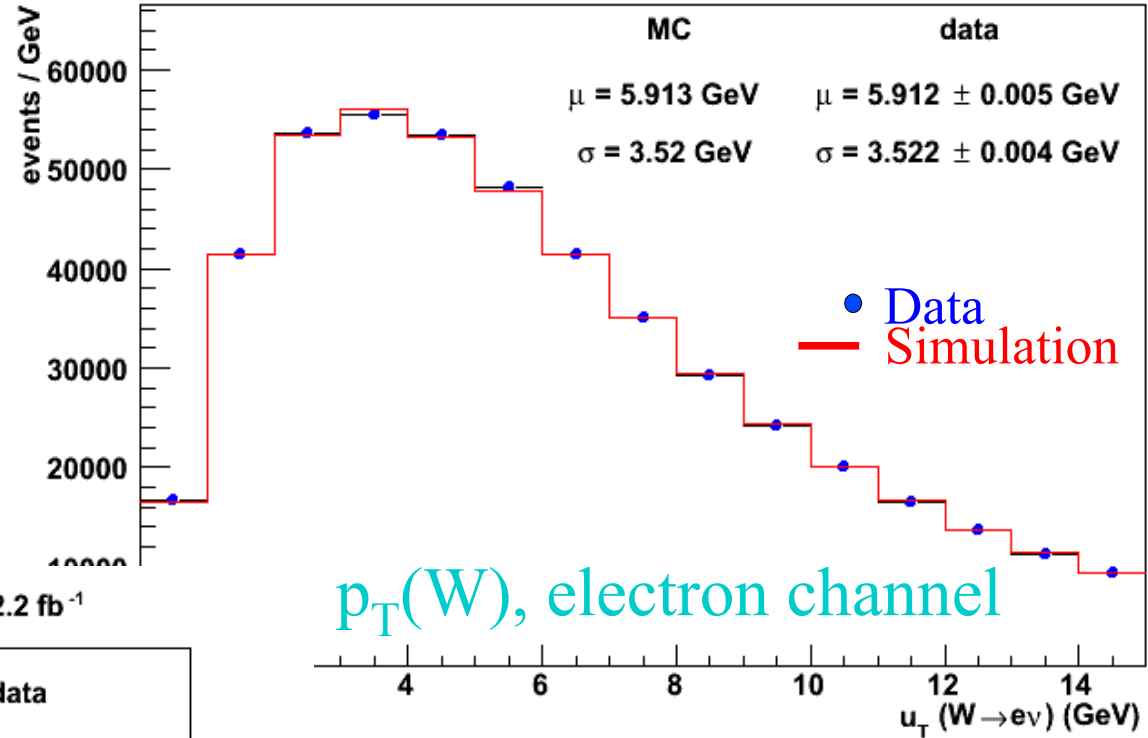
Recoil projection (GeV) on lepton direction

Testing Hadronic Recoil Model with W events

Recoil model validation plots confirm the consistency of the model

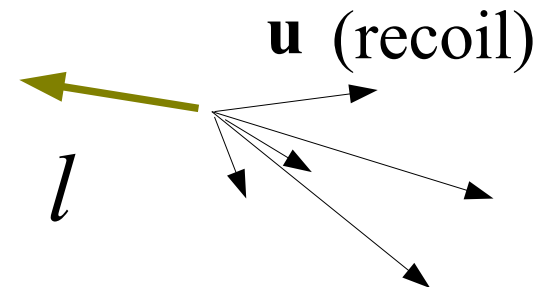
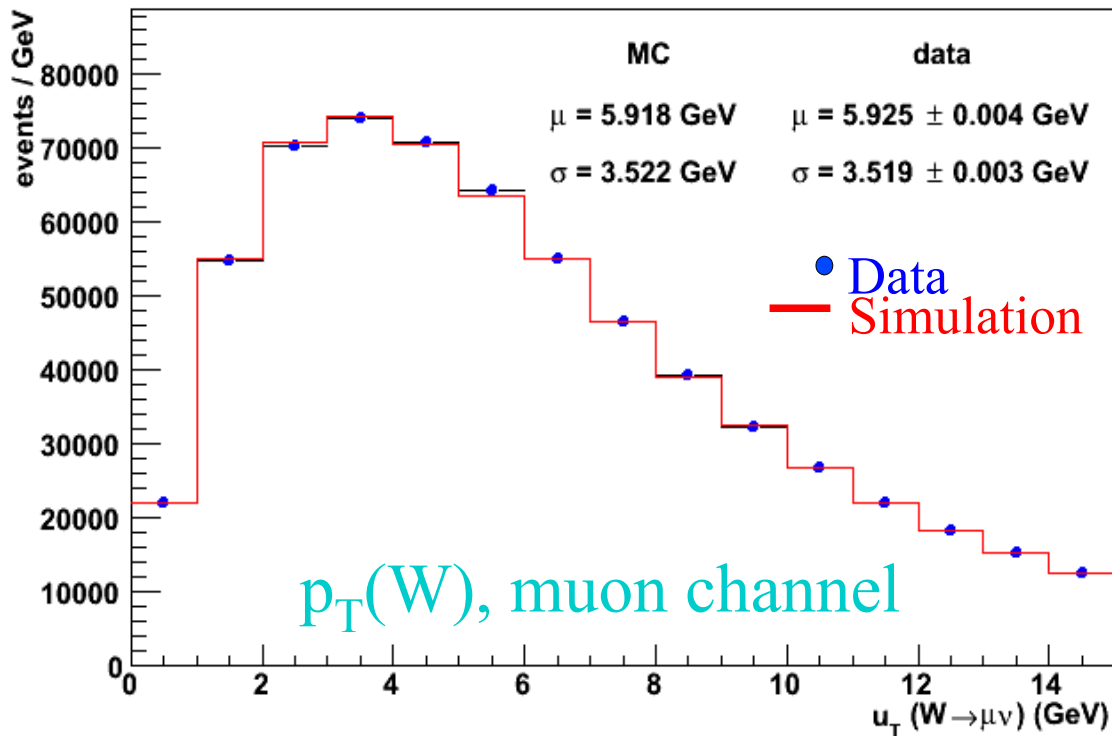
CDF II preliminary

$\int L dt \approx 2.2 \text{ fb}^{-1}$



CDF II preliminary

$\int L dt \approx 2.2 \text{ fb}^{-1}$



Parton Distribution Functions

- Affect W kinematic lineshapes through acceptance cuts
- We use CTEQ6 as the default PDF
- Use ensemble of 'uncertainty' PDFs
 - Represent variations of eigenvectors in the PDF parameter space
 - compute δM_W contribution from each error PDF
- Using MSTW2008 PDF ensemble defined for 68% CL, obtain systematic uncertainty of 10 MeV
- Comparing CTEQ and MSTW at 90% CL, yield similar uncertainty (CTEQ is 10% larger)
 - Cross-check: default MSTW2008 relative to default CTEQ6 yields 6 MeV shift in W mass

Backgrounds in the W sample

Muons

Background	% of $W \rightarrow \mu\nu$ data	δm_W (MeV)		
		m_T fit	p_T^μ fit	p_T^ν fit
$Z \rightarrow \mu\mu$	7.35 ± 0.09	2	4	5
$W \rightarrow \tau\nu$	0.880 ± 0.004	0	0	0
QCD	0.035 ± 0.025	1	1	1
DIF	0.24 ± 0.08	1	3	1
Cosmic rays	0.02 ± 0.02	1	1	1
Total		3	5	6

Electrons

Background	% of $W \rightarrow e\nu$ data	δm_W (MeV)		
		m_T fit	p_T^e fit	p_T^ν fit
$Z \rightarrow ee$	0.139 ± 0.014	1	2	1
$W \rightarrow \tau\nu$	0.93 ± 0.01	1	1	1
QCD	0.39 ± 0.14	4	2	4
Total		4	3	4

Backgrounds are small (except $Z \rightarrow \mu\mu$ with a forward muon)

W Mass Fits

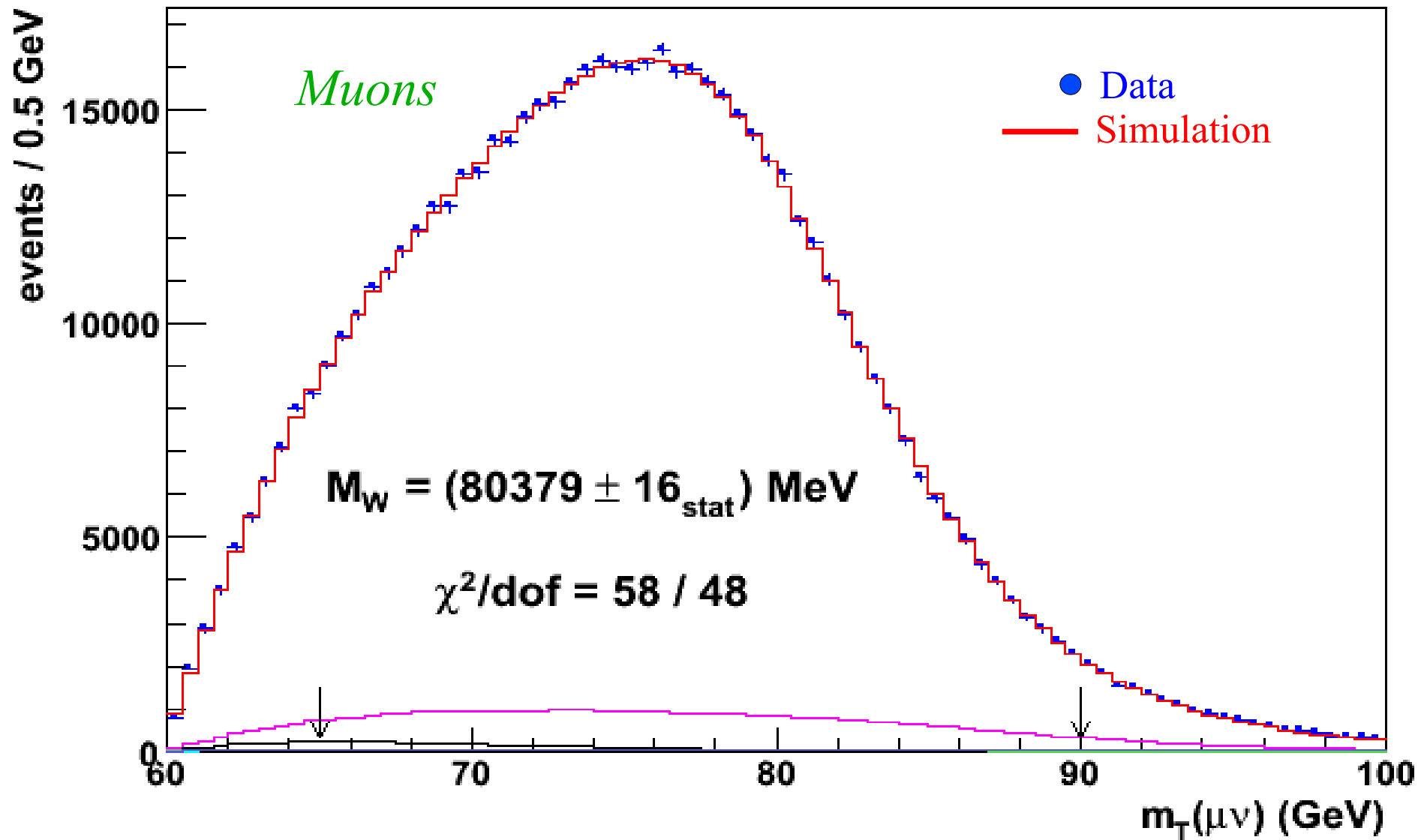
Blind Analysis Technique

- All W and Z mass fit results were blinded with a random $[-75,75]$ MeV offset hidden in the likelihood fitter
- Blinding offset removed after the analysis was declared frozen
- Technique allows to study all aspects of data while keeping Z mass and W mass result unknown within 75 MeV

W Transverse Mass Fit

CDF II preliminary

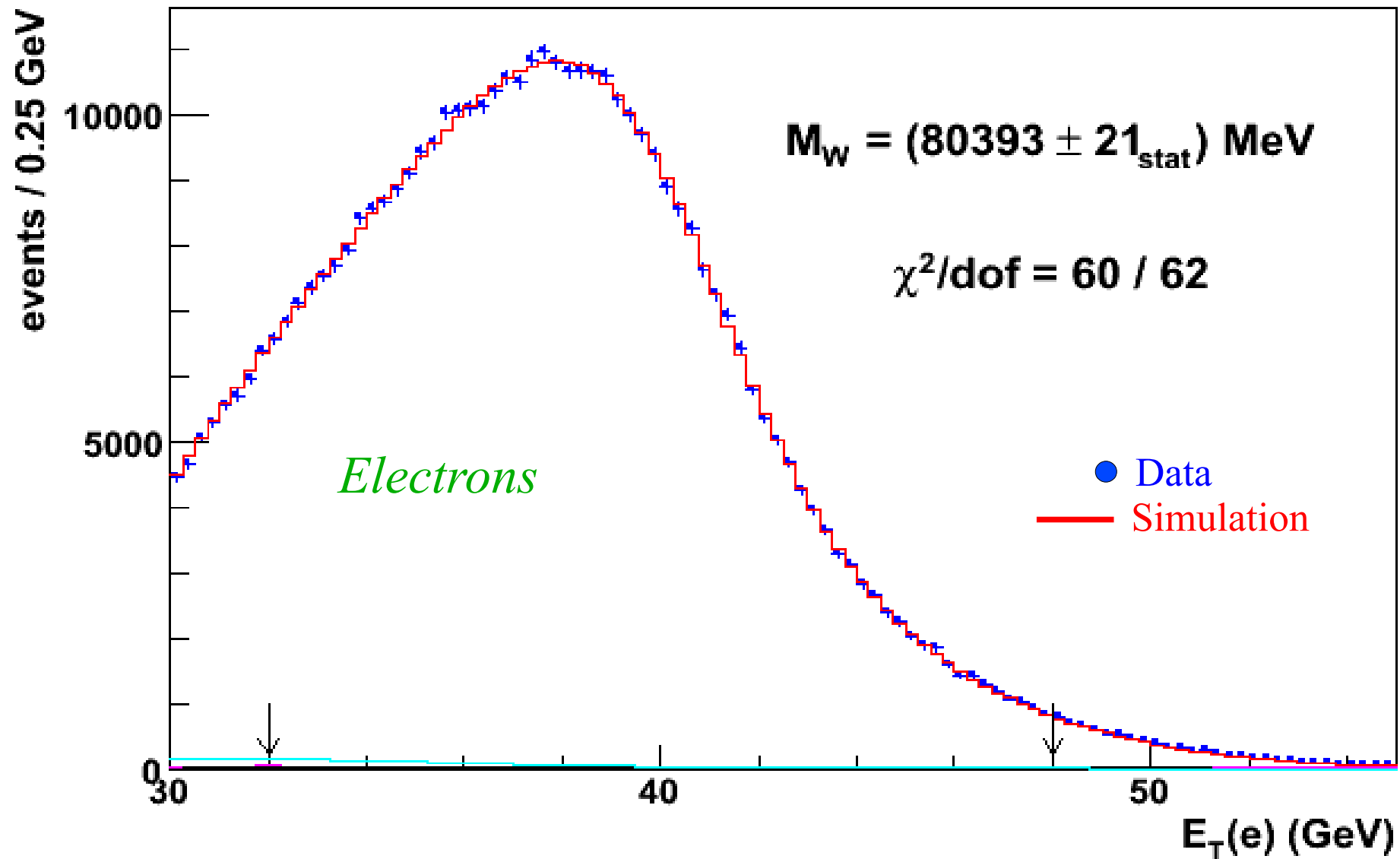
$$\int L dt \approx 2.2 \text{ fb}^{-1}$$



W Mass Fit using Lepton p_T

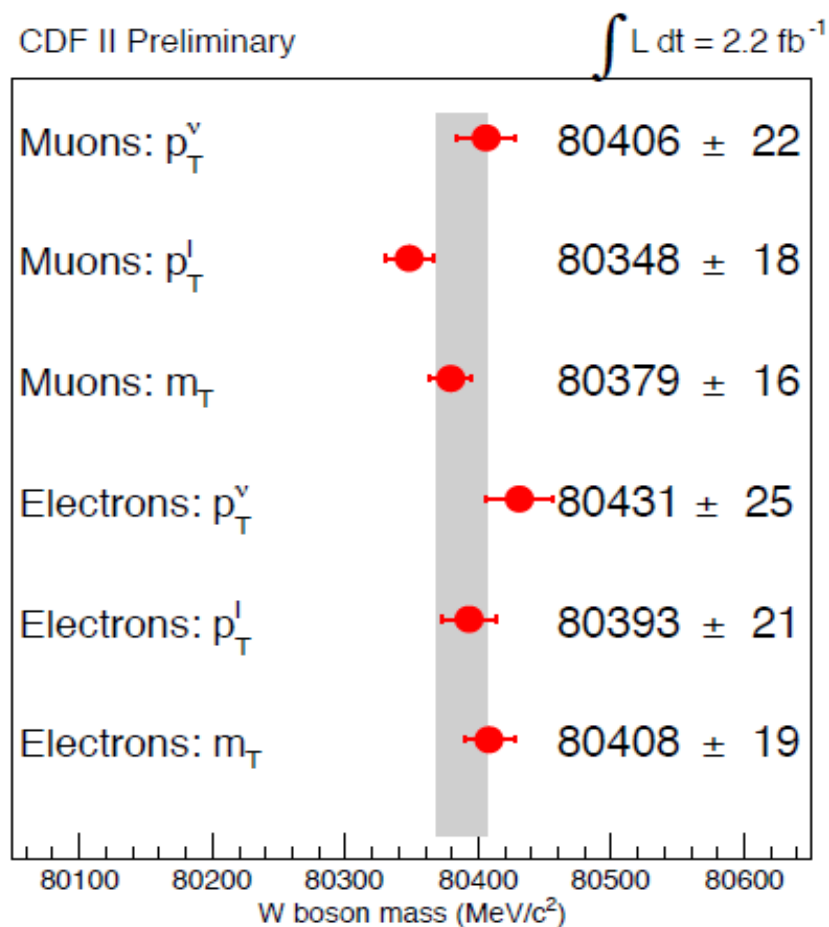
CDF II preliminary

$$\int L dt \approx 2.2 \text{ fb}^{-1}$$



Summary of W Mass Fits

Charged Lepton	Kinematic Distribution	Fit Result (MeV)	χ^2/DoF
Electron	Transverse mass	80408 ± 19	52/48
Electron	Charged lepton p_T	80393 ± 21	60/62
Electron	Neutrino p_T	80431 ± 25	71/62
Muon	Transverse mass	80379 ± 16	57/48
Muon	Charged lepton p_T	80348 ± 18	58/62
Muon	Neutrino p_T	80406 ± 22	82/62



Combined Results

- Combined electrons (3 fits): $M_W = 80406 \pm 25 \text{ MeV}$, $P(\chi^2) = 49\%$
- Combined muons (3 fits): $M_W = 80374 \pm 22 \text{ MeV}$, $P(\chi^2) = 12\%$
- All combined (6 fits): $M_W = 80387 \pm 19 \text{ MeV}$, $P(\chi^2) = 25\%$

Previous CDF Result (200 pb⁻¹)

Transverse Mass Fit Uncertainties (MeV)

	<i>electrons</i>	<i>muons</i>	<i>common</i>
W statistics	48	54	0
Lepton energy scale	30	17	17
Lepton resolution	9	3	-3
Recoil energy scale	9	9	9
Recoil energy resolution	7	7	7
Selection bias	3	1	0
Lepton removal	8	5	5
Backgrounds	8	9	0
pT(W) model	3	3	3
Parton dist. Functions	11	11	11
QED rad. Corrections	11	12	11
Total systematic	39	27	26
Total	62	60	

Systematic uncertainties shown in green: statistics-limited by control data samples

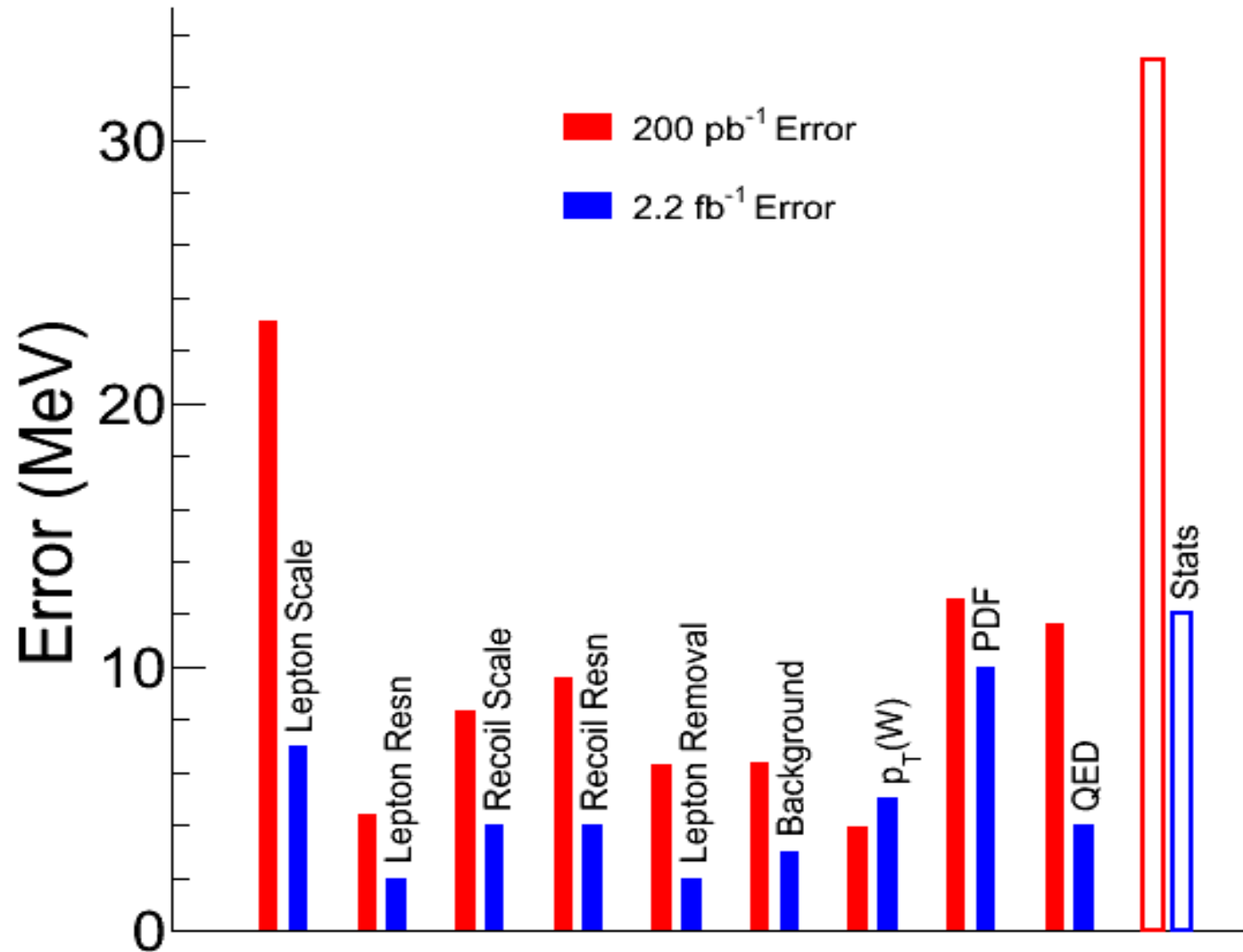
New CDF Result (2.2 fb^{-1})

Transverse Mass Fit Uncertainties (MeV)

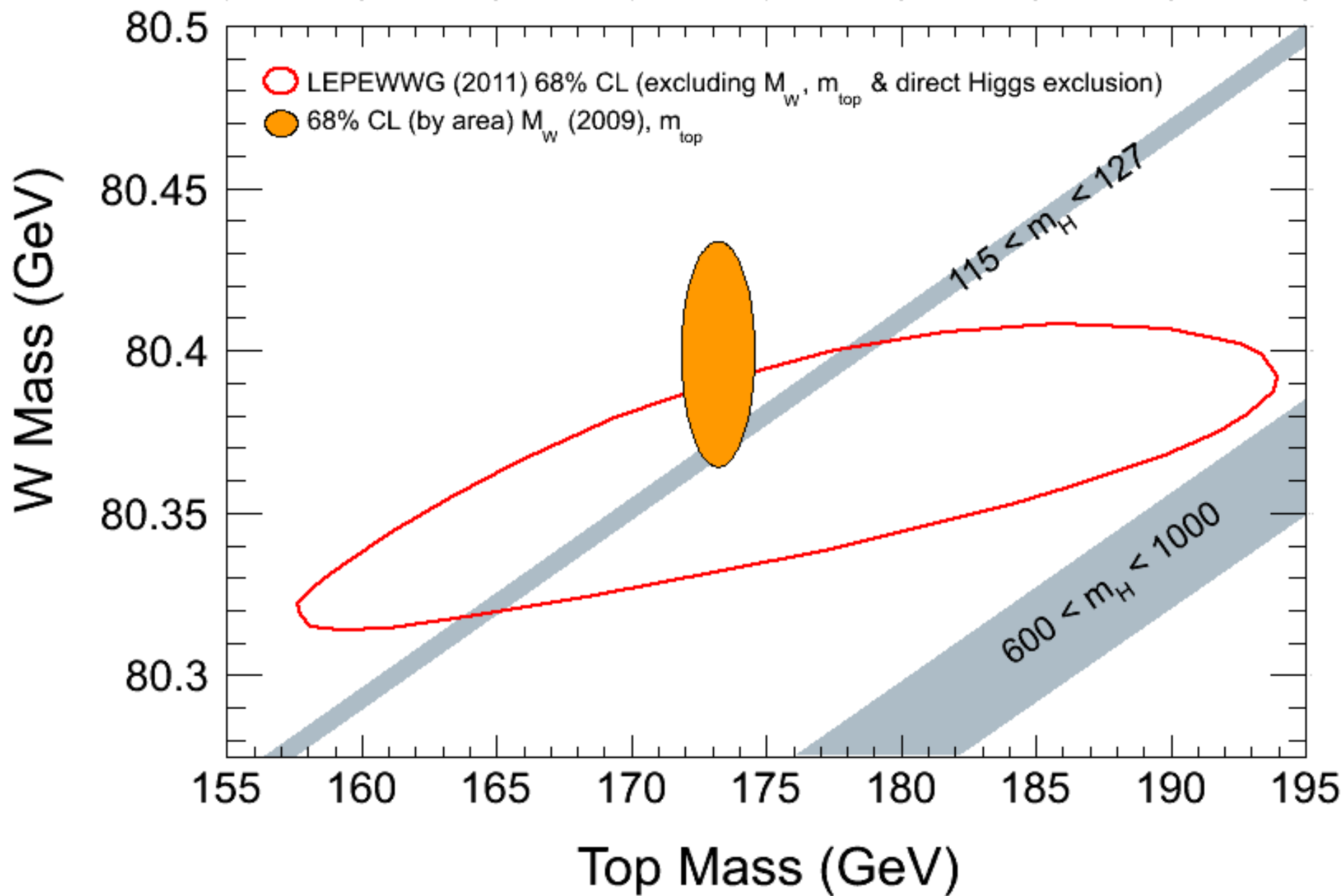
	<i>electrons</i>	<i>muons</i>	<i>common</i>
W statistics	19	16	0
Lepton energy scale	10	7	5
Lepton resolution	4	1	0
Recoil energy scale	5	5	5
Recoil energy resolution	7	7	7
Selection bias	0	0	0
Lepton removal	3	2	2
Backgrounds	4	3	0
pT(W) model	3	3	3
Parton dist. Functions	10	10	10
QED rad. Corrections	4	4	4
Total systematic	18	16	15
Total	26	23	

Systematic uncertainties shown in green: statistics-limited by control data samples

Combined W Mass Result, Error Scaling

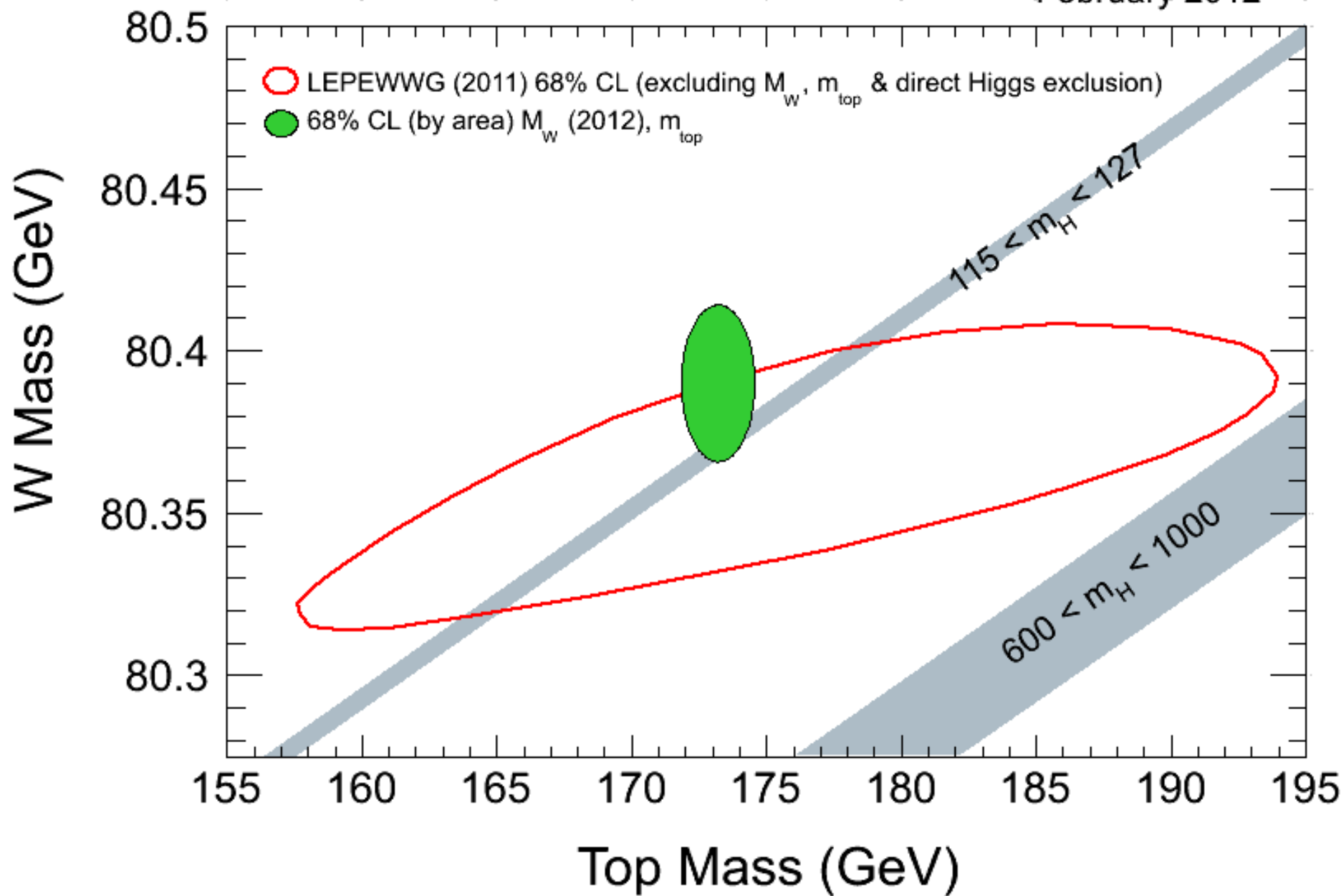


Previous M_W vs M_{top}



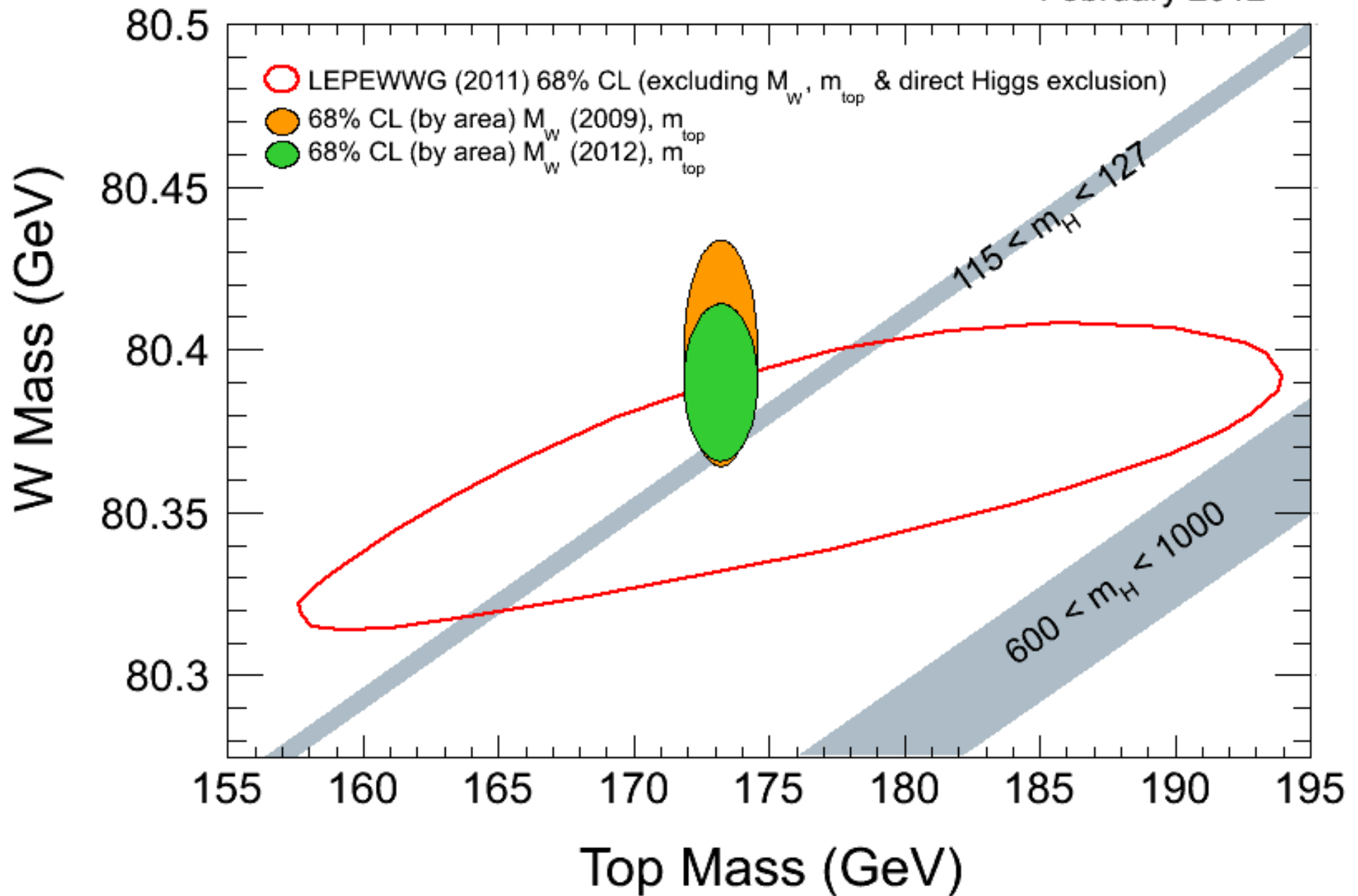
Updated M_W vs M_{top}

February 2012

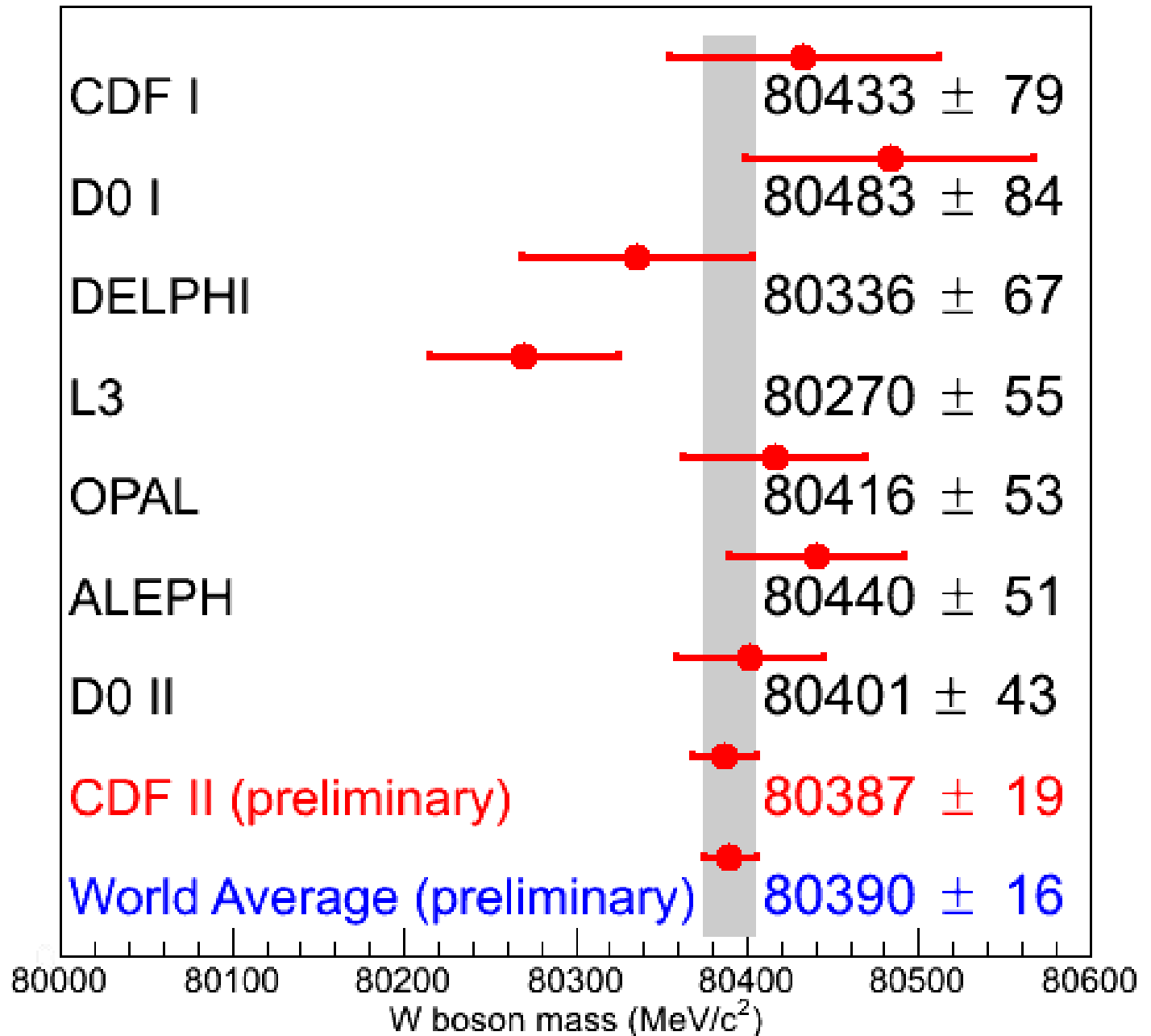


M_W vs M_{top}

February 2012



W Boson Mass Measurements from Different Experiments

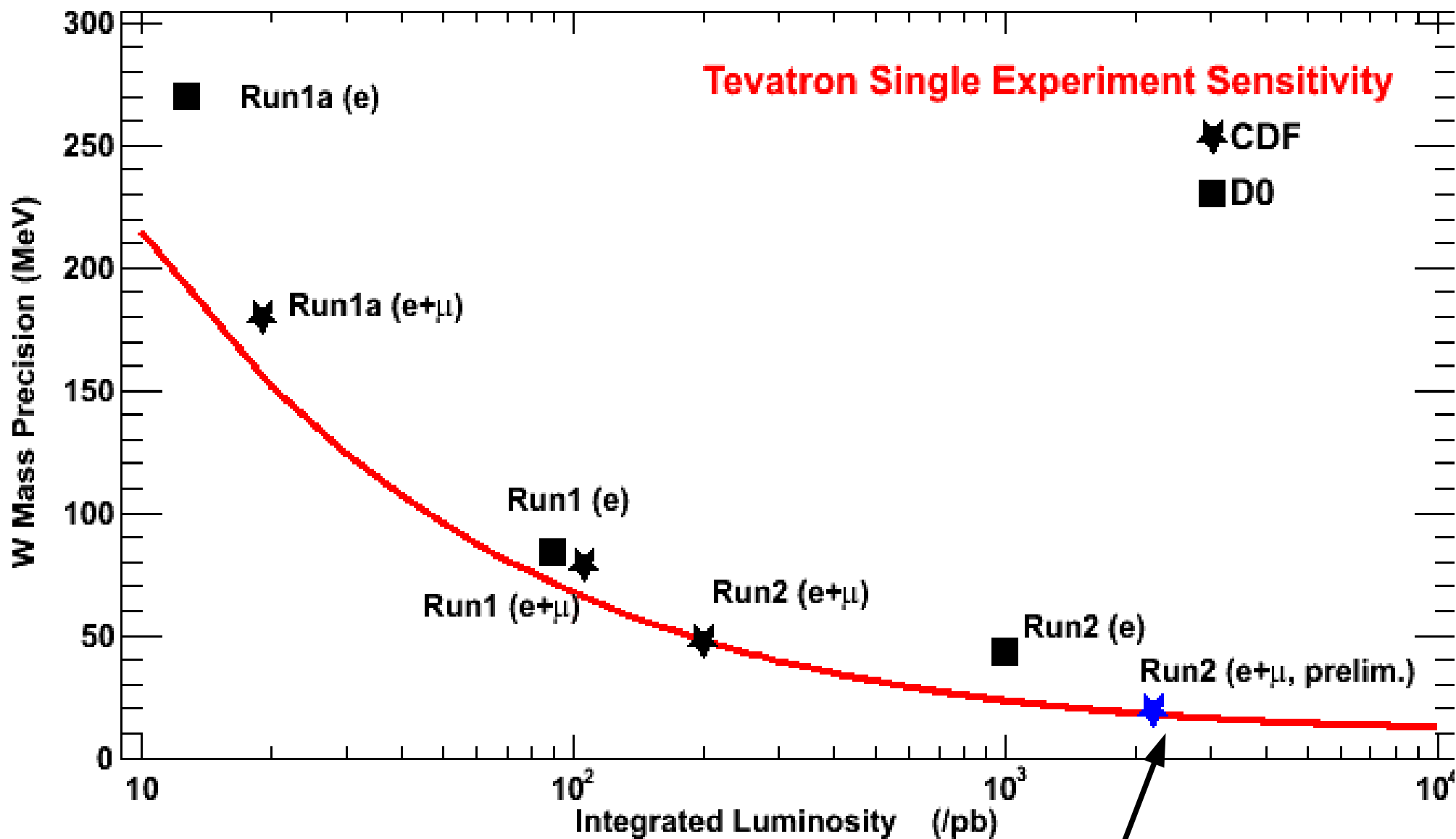


World average
computed by TeVEWWG
ArXiv:0908.1374
FERMILAB-TM-2439-E

Previous world
average
= 80399 ± 23 MeV

new CDF result is significantly more precise than previous world average

Improvement of M_W Uncertainty with Sample Statistics



Non-scaling floor (11 MeV) dominated by PDF uncertainty (10 MeV)

Standard Model Higgs Constraints

- previous SM Higgs fit: $M_H = 92^{+34}_{-26}$ GeV (Zfitter, LEPEWWG)
 - $M_H < 161$ GeV @ 95 C.L.

- Updated preliminary SM Higgs fit [Zfitter, P. Renton (LEPEWWG)]:
 - $M_H = 90^{+29}_{-23}$ GeV
 - $M_H < 145$ GeV @ 95 C.L.

Future M_W Measurements at Tevatron

- Factor of 2-5 bigger samples of W and Z bosons available
- For most of the sources of systematic uncertainties, we have demonstrated that we can find ways to constrain them with data and scale systematic uncertainties with data statistics
- Exception is the PDF uncertainty, where we have not made a dedicated effort to constrain the PDFs within the analysis
- We need to address specific PDF degrees of freedom to answer the question:
 - Can we approach total uncertainty on $M_W \sim 10$ MeV at the Tevatron?
- (A.V. Kotwal and J. Stark, Ann. Rev. Nucl. Part. Sci., vol. 58, Nov 2008)

Summary

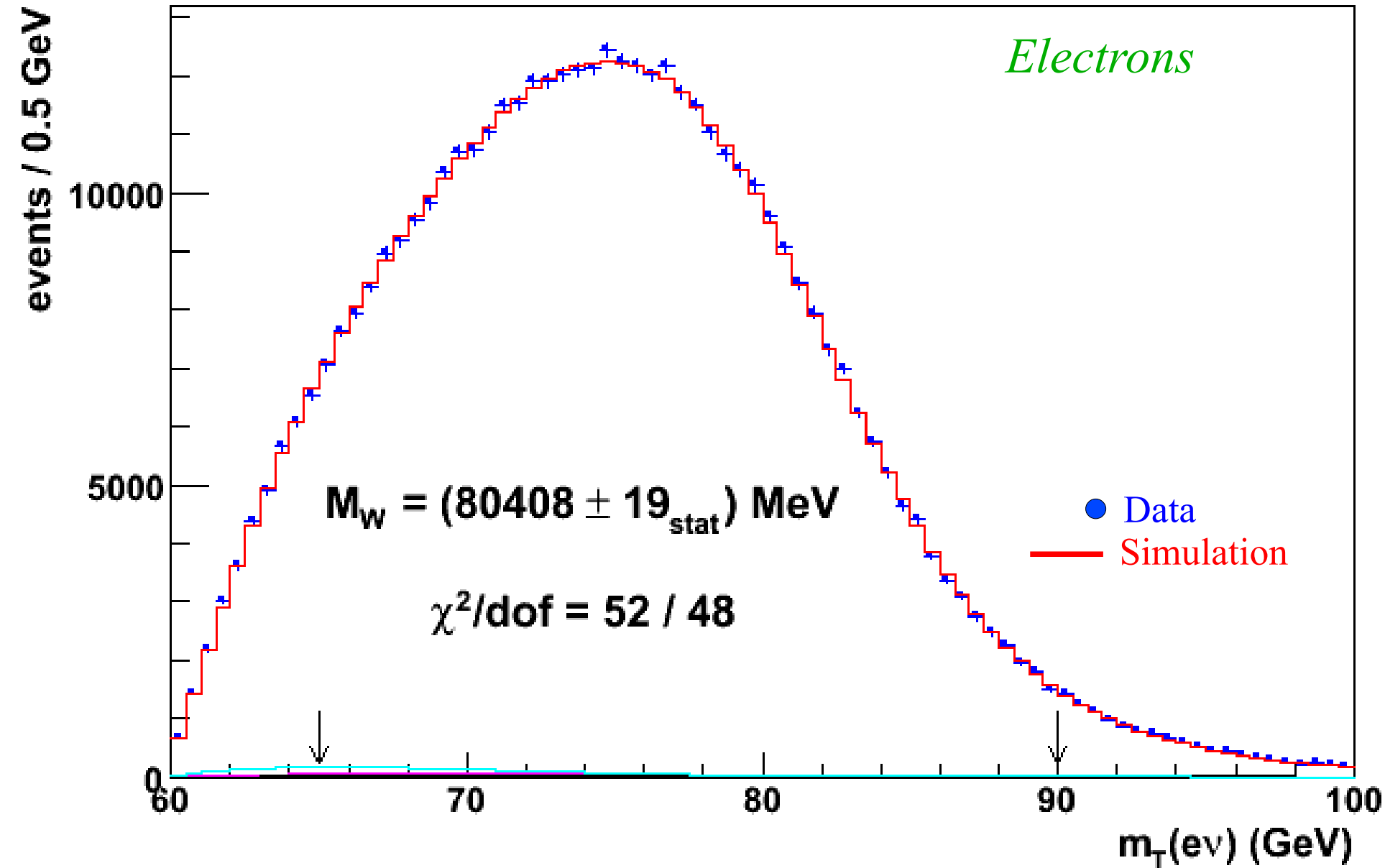
- The W boson mass is a very interesting parameter to measure with increasing precision
- New CDF W mass result is the more precise than current world average:
 - $M_W = 80387 \pm 12_{\text{stat}} \pm 15_{\text{syst}} \text{ MeV}$
 $= 80387 \pm 19 \text{ MeV (preliminary)}$
- New preliminary $M_H < 145 \text{ GeV @ 95\% CL}$
 - previous $M_H < 161 \text{ GeV @ 95\% CL}$
- Looking forward to $\Delta M_W < 15 \text{ MeV}$ from 10 fb^{-1} of CDF data

W Transverse Mass Fit

CDF II preliminary

$$\int L dt \approx 2.2 \text{ fb}^{-1}$$

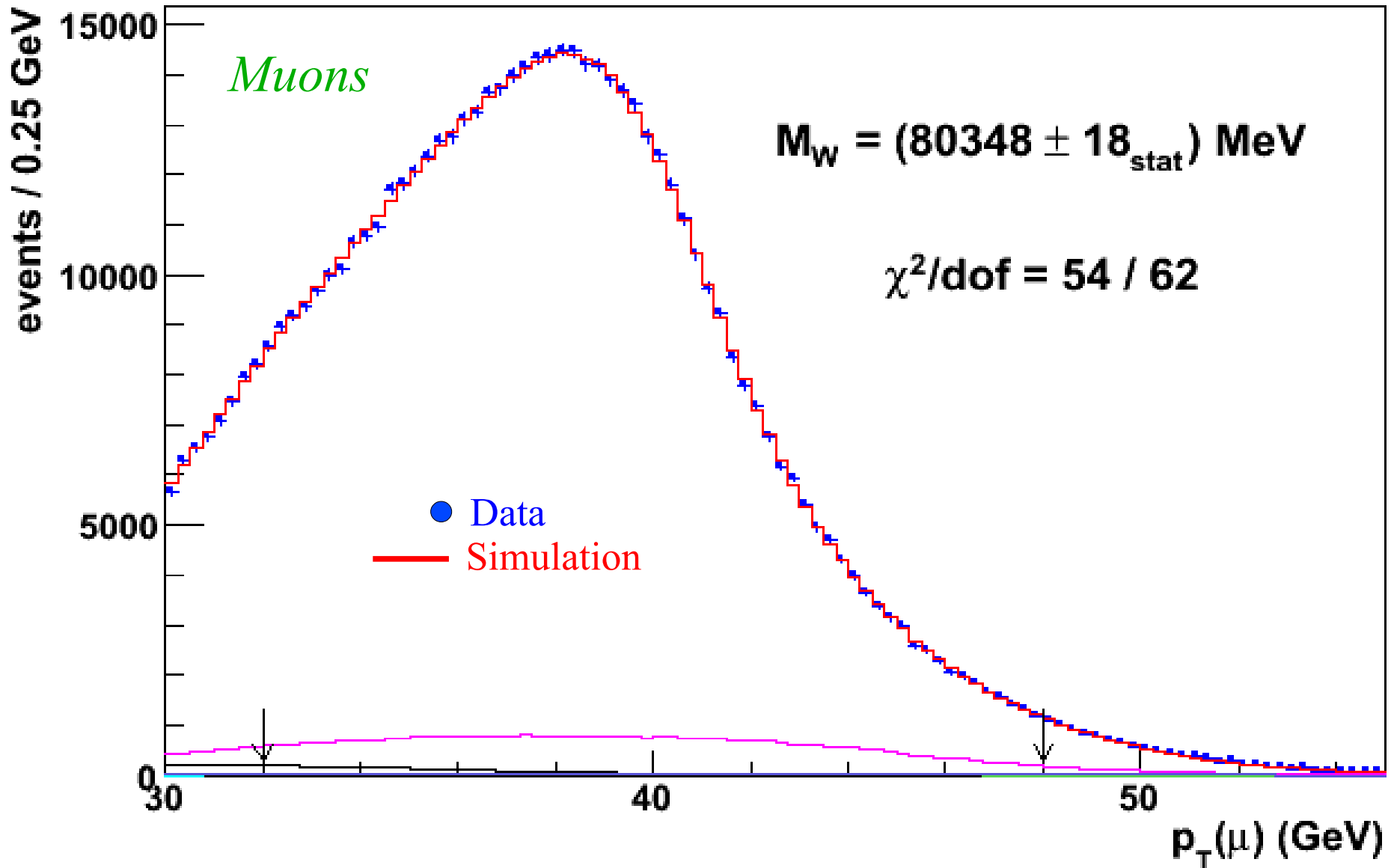
Electrons



W Lepton p_T Fit

CDF II preliminary

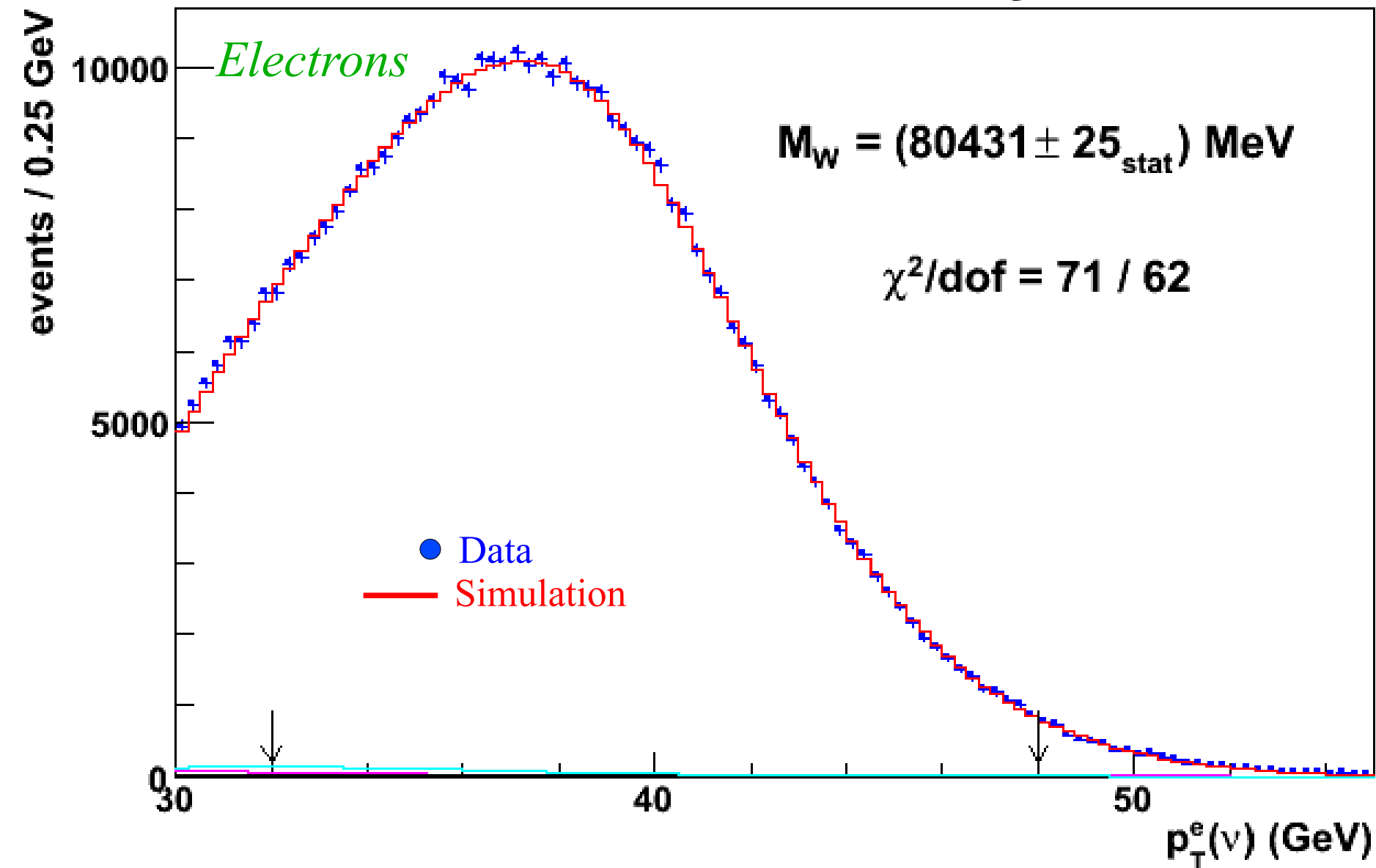
$$\int L dt = 2.2 \text{ fb}^{-1}$$



W Missing E_T Fit

CDF II preliminary

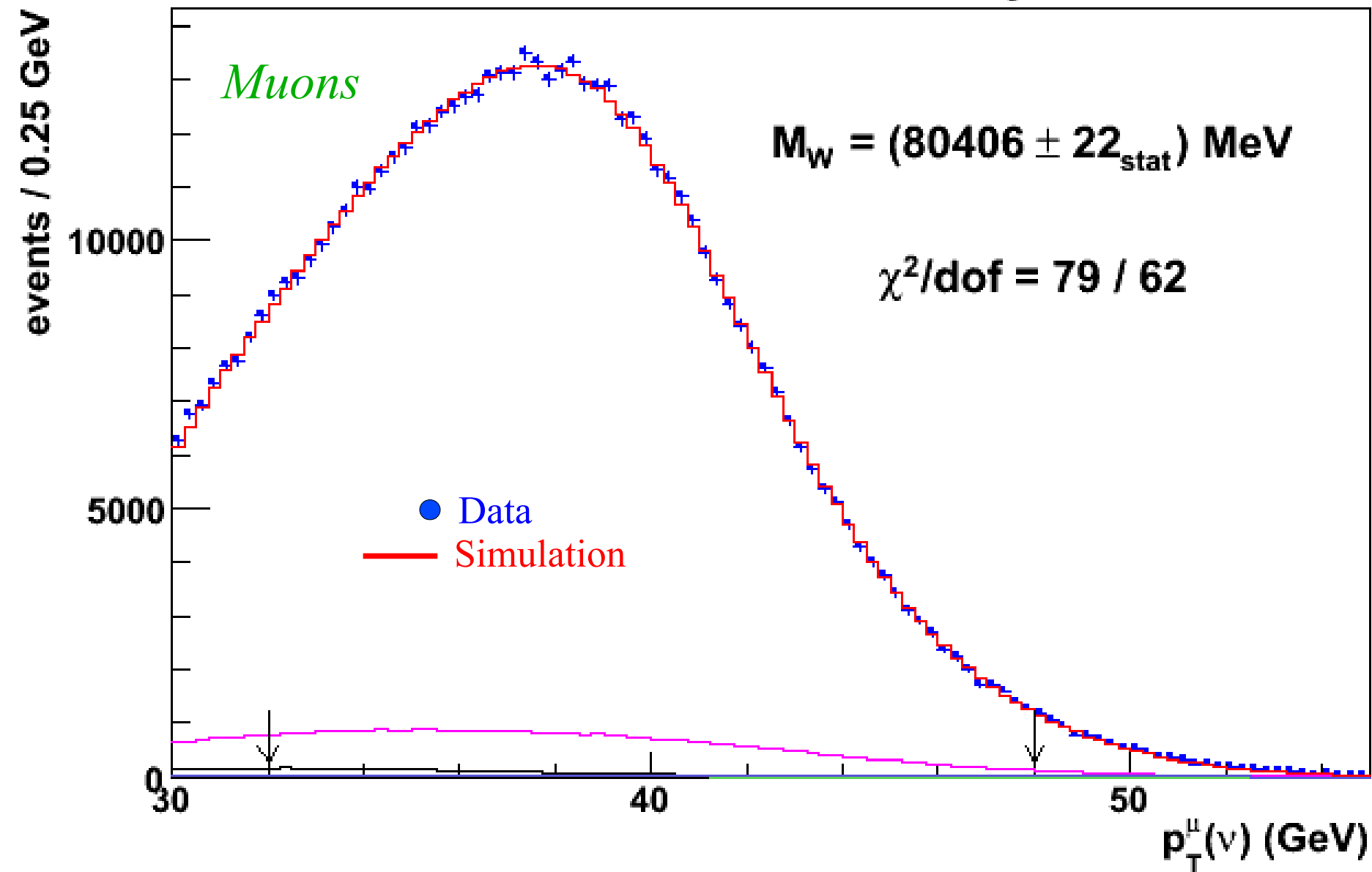
$$\int L dt \approx 2.2 \text{ fb}^{-1}$$



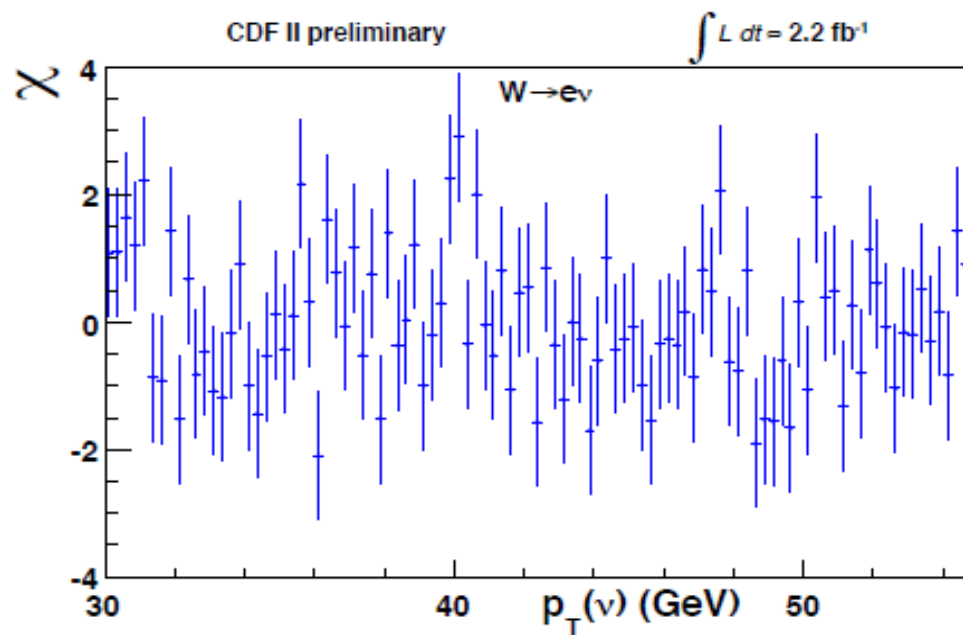
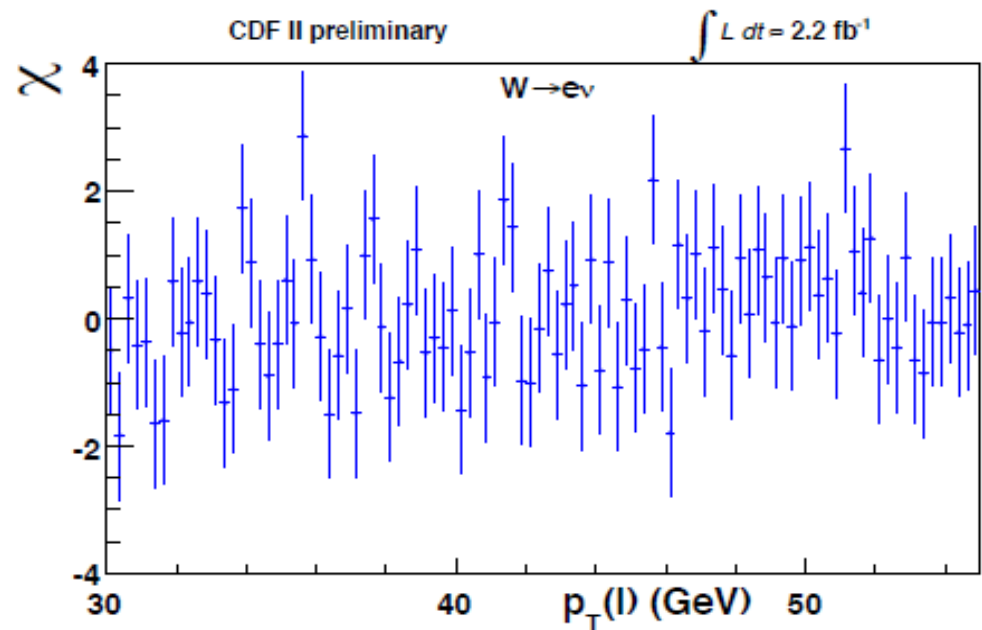
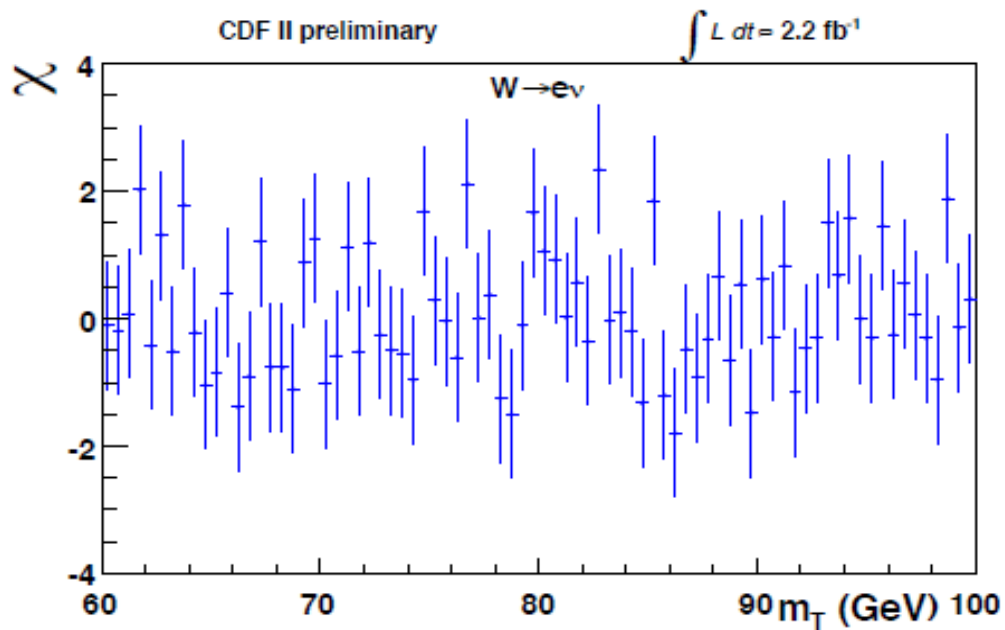
W Missing E_T Fit

CDF II preliminary

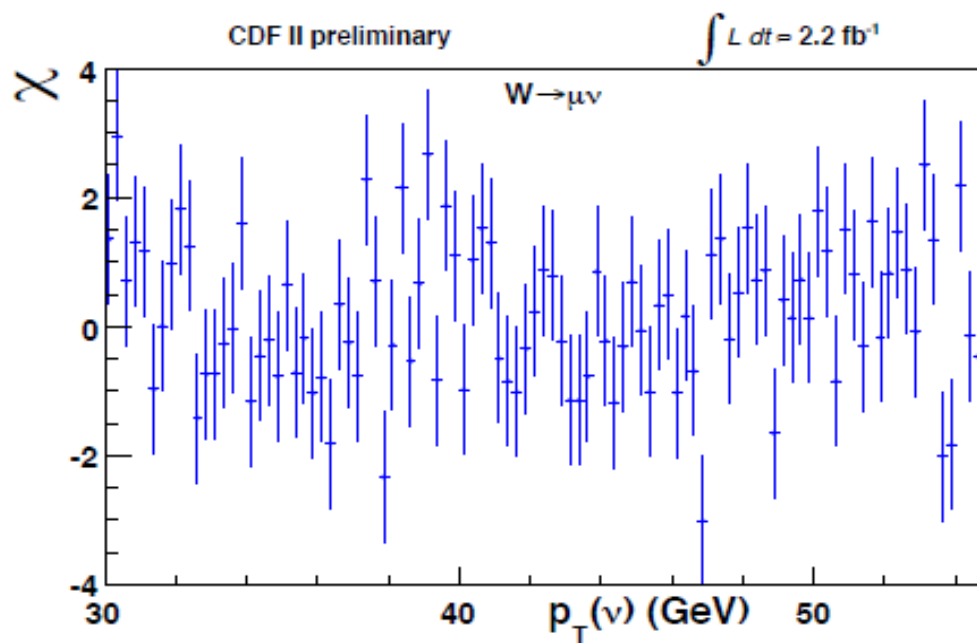
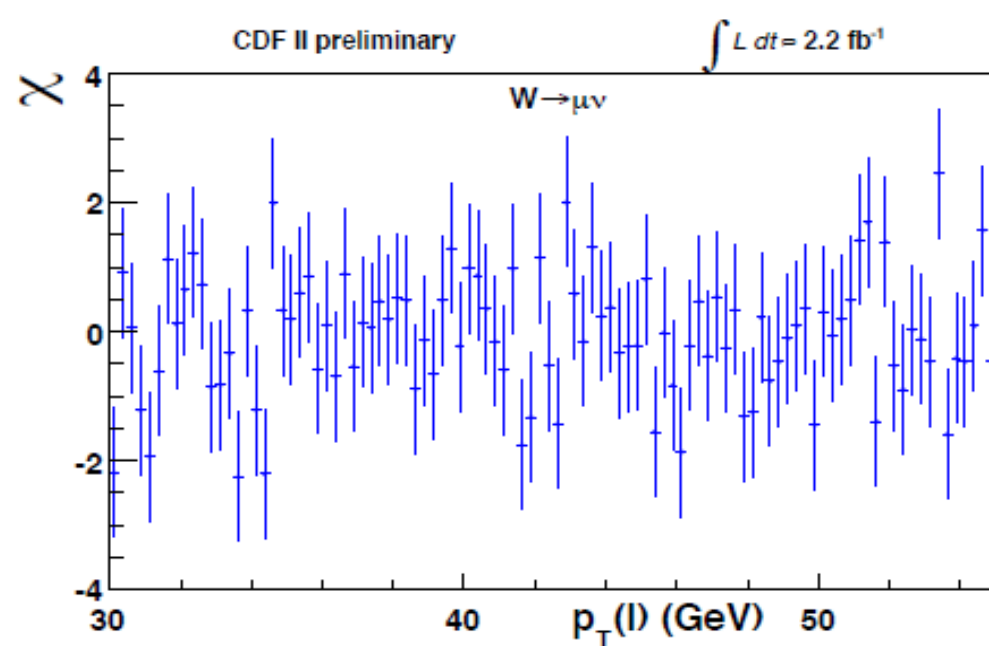
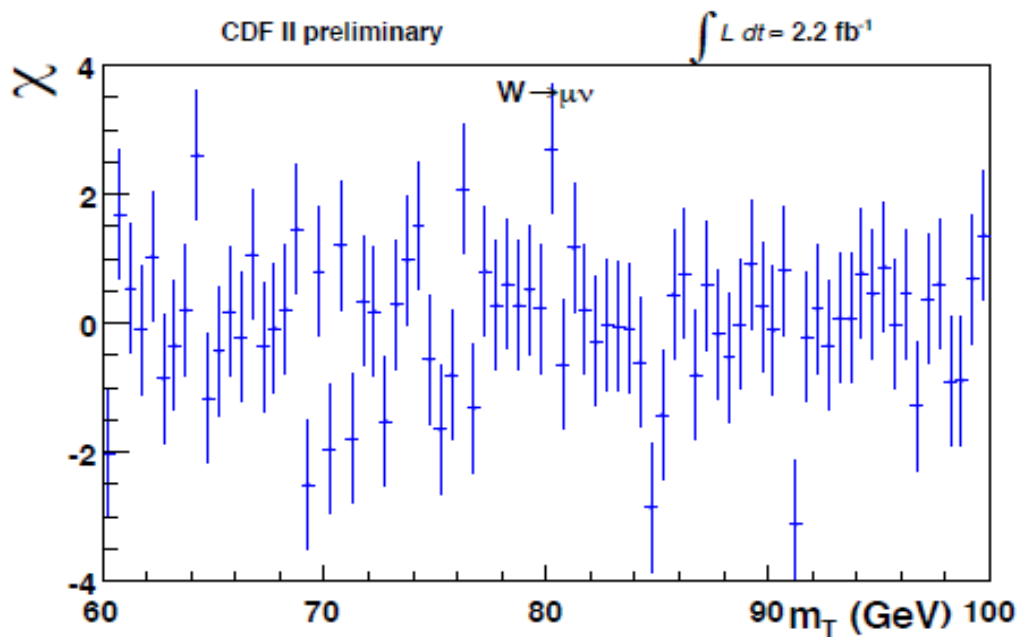
$$\int L dt \approx 2.2 \text{ fb}^{-1}$$



W Mass Fit Residuals, Electron Channel

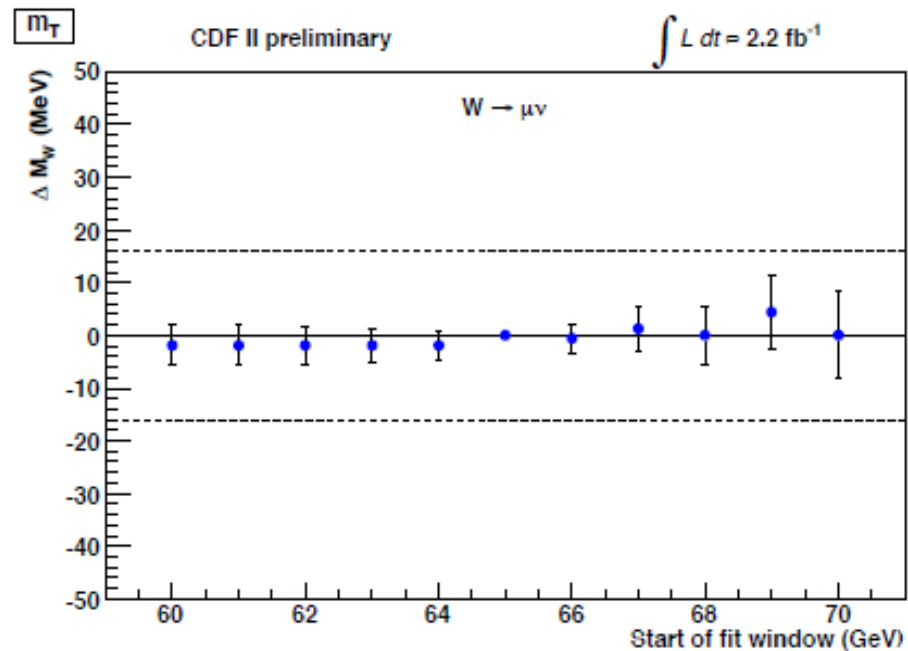
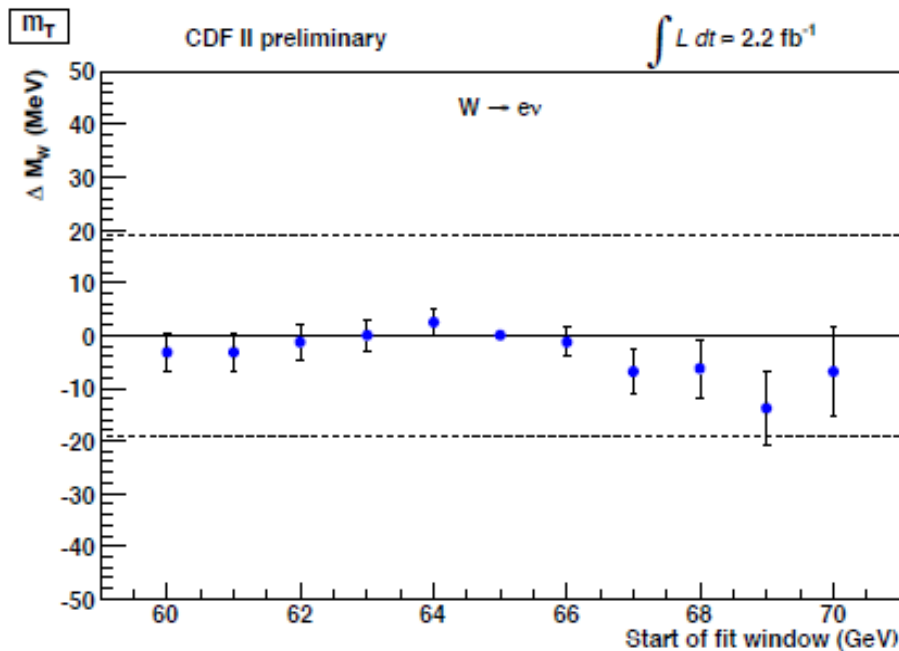


W Mass Fit Residuals, Muon Channel

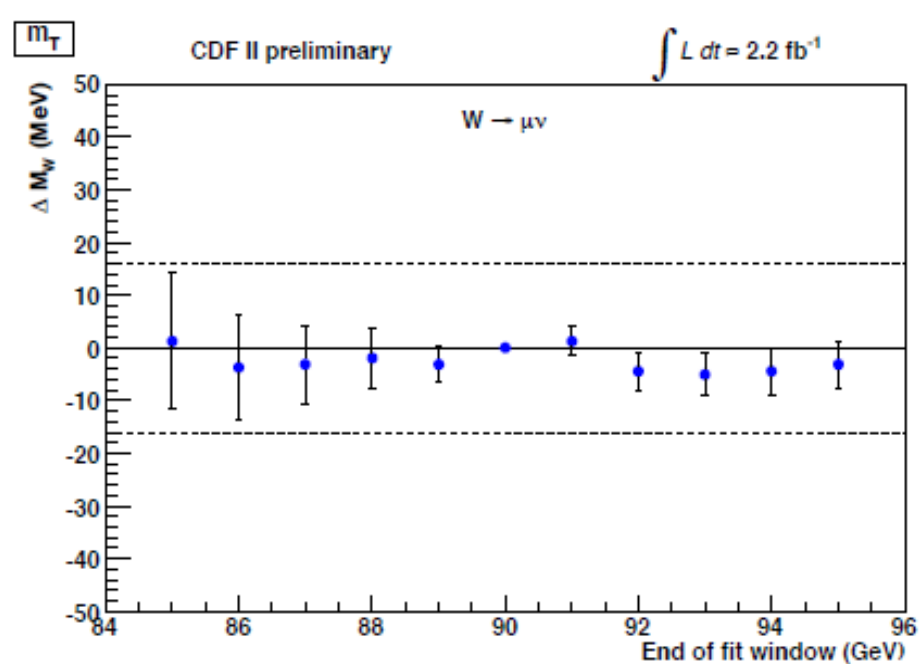
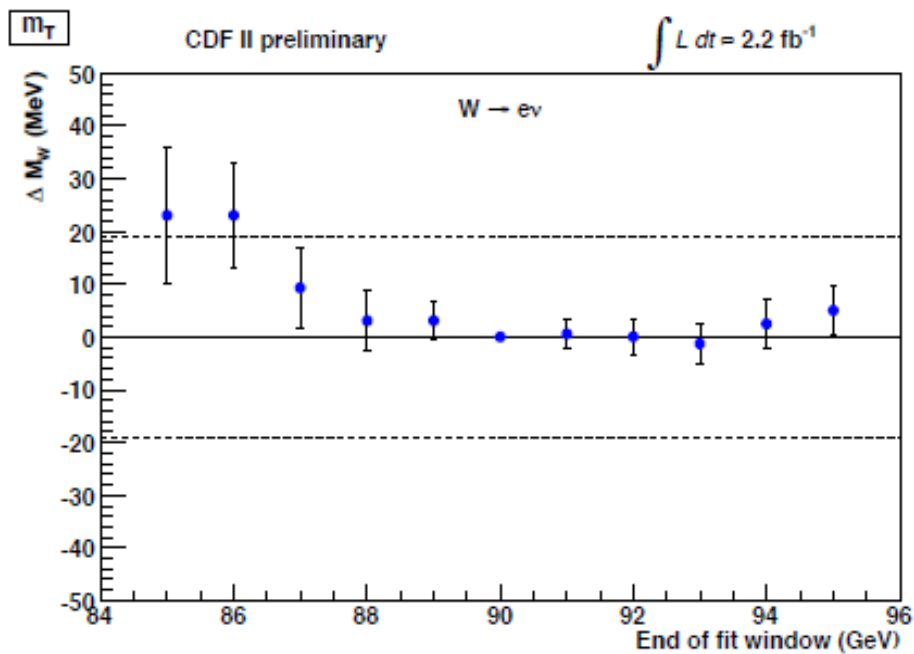


W Mass Fit Window Variation, m_T Fit

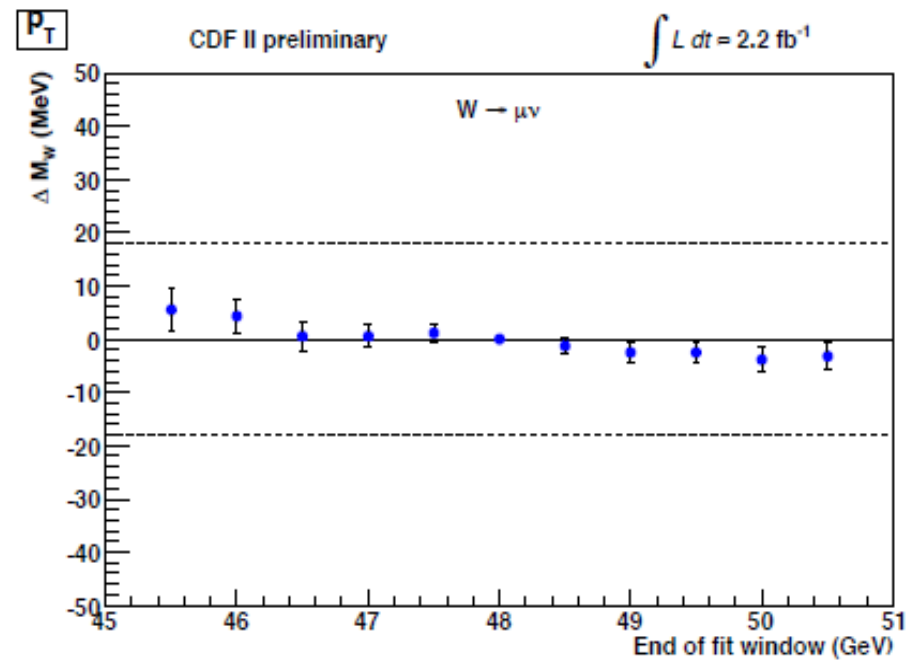
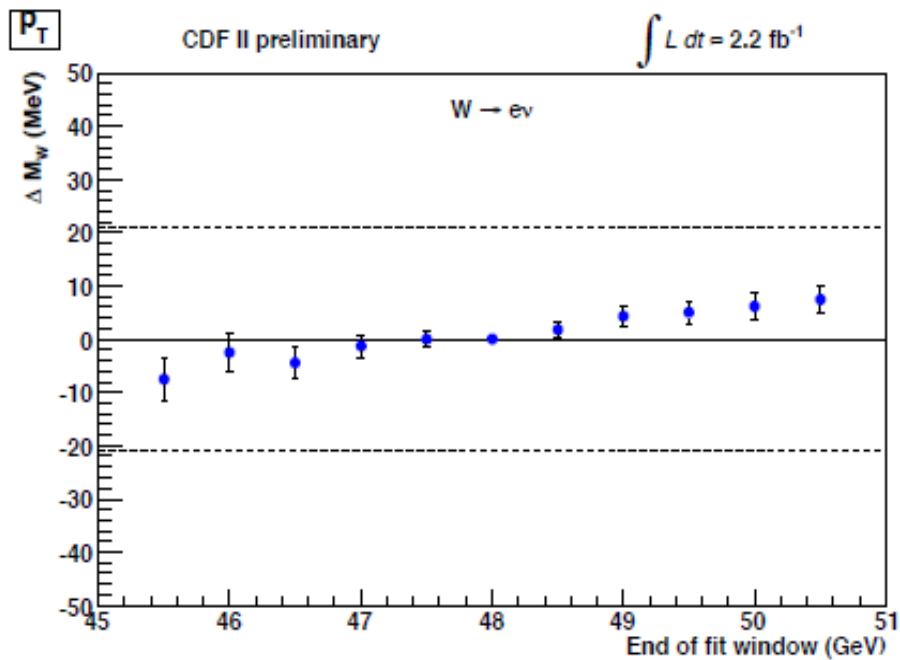
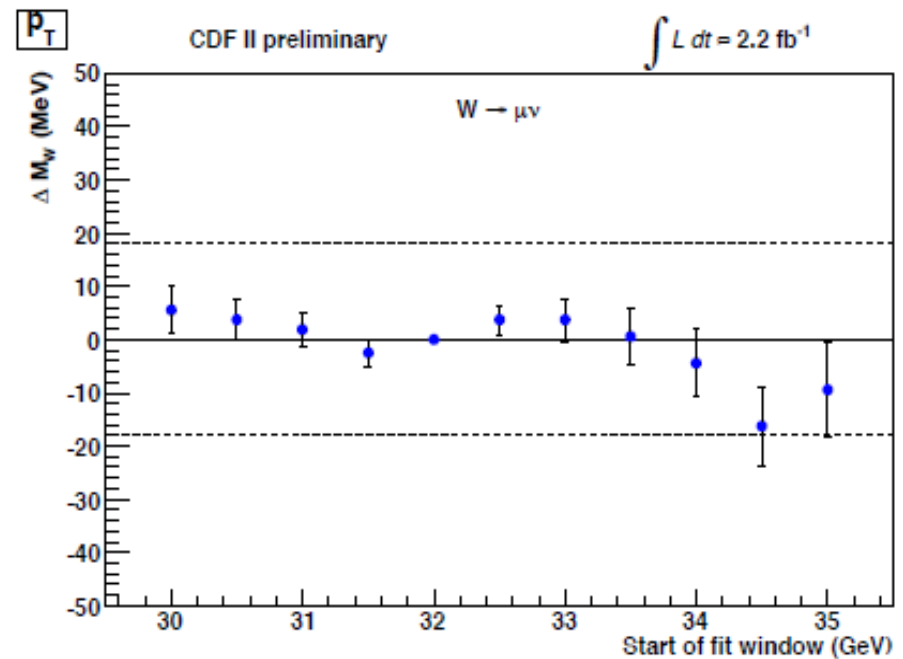
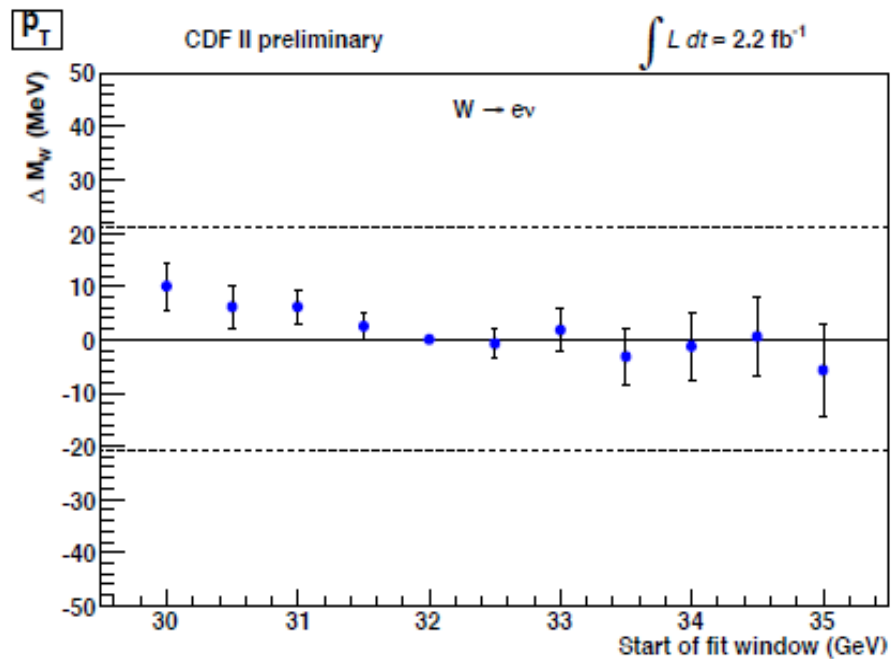
lower



upper



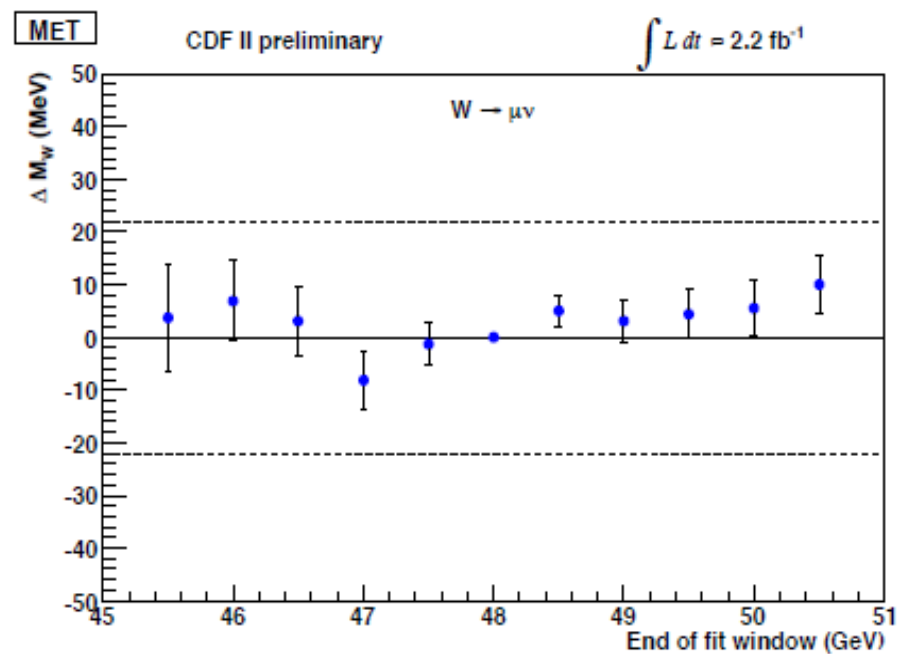
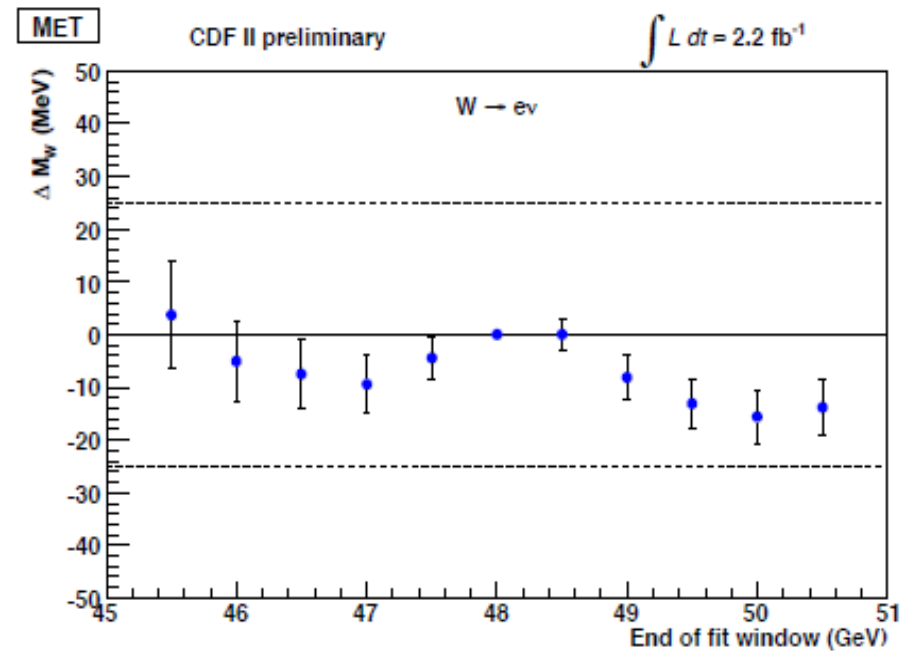
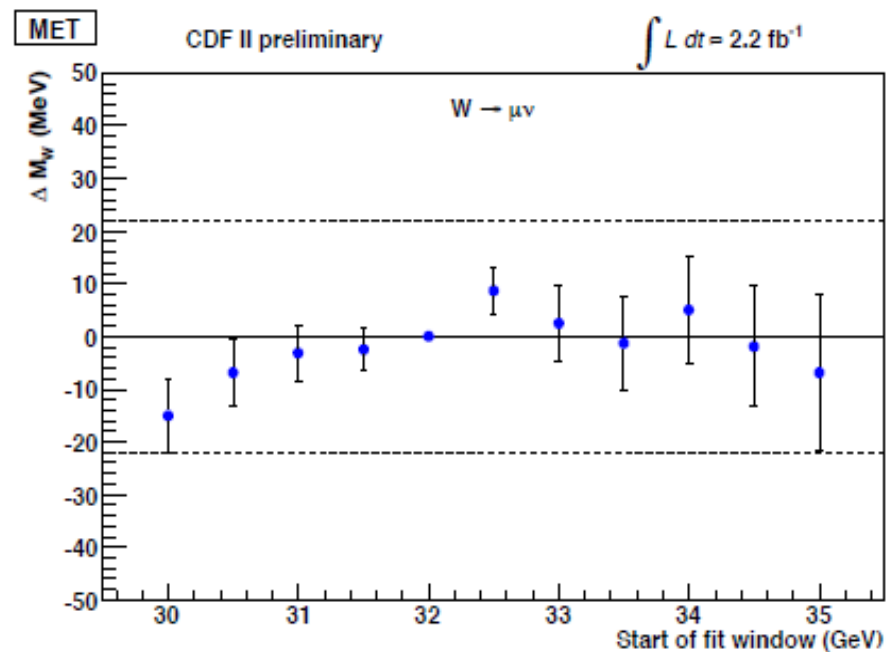
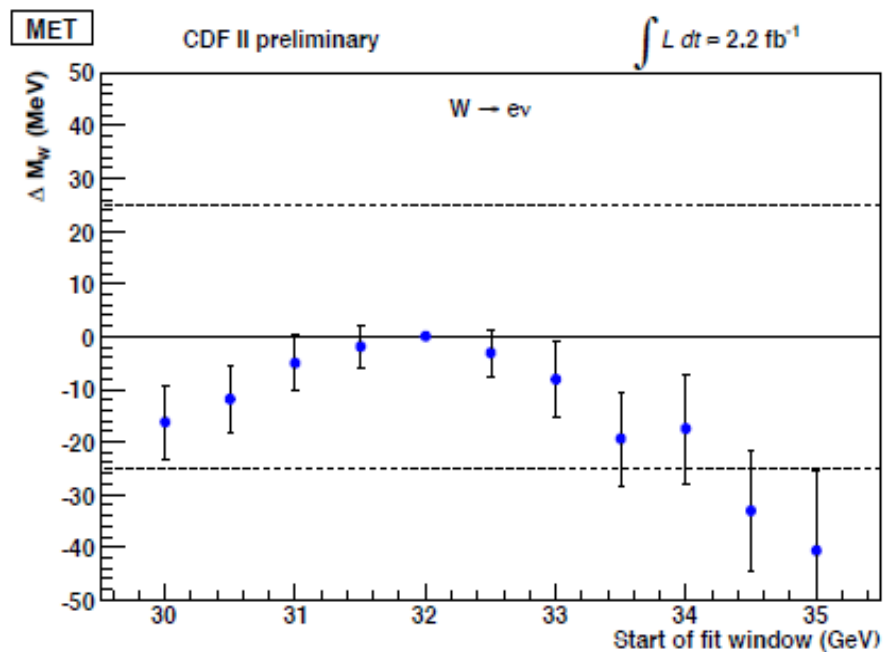
W Mass Fit Window Variation, $p_T(l)$ Fit



lower

upper

W Mass Fit Window Variation, $p_T(\nu)$ Fit



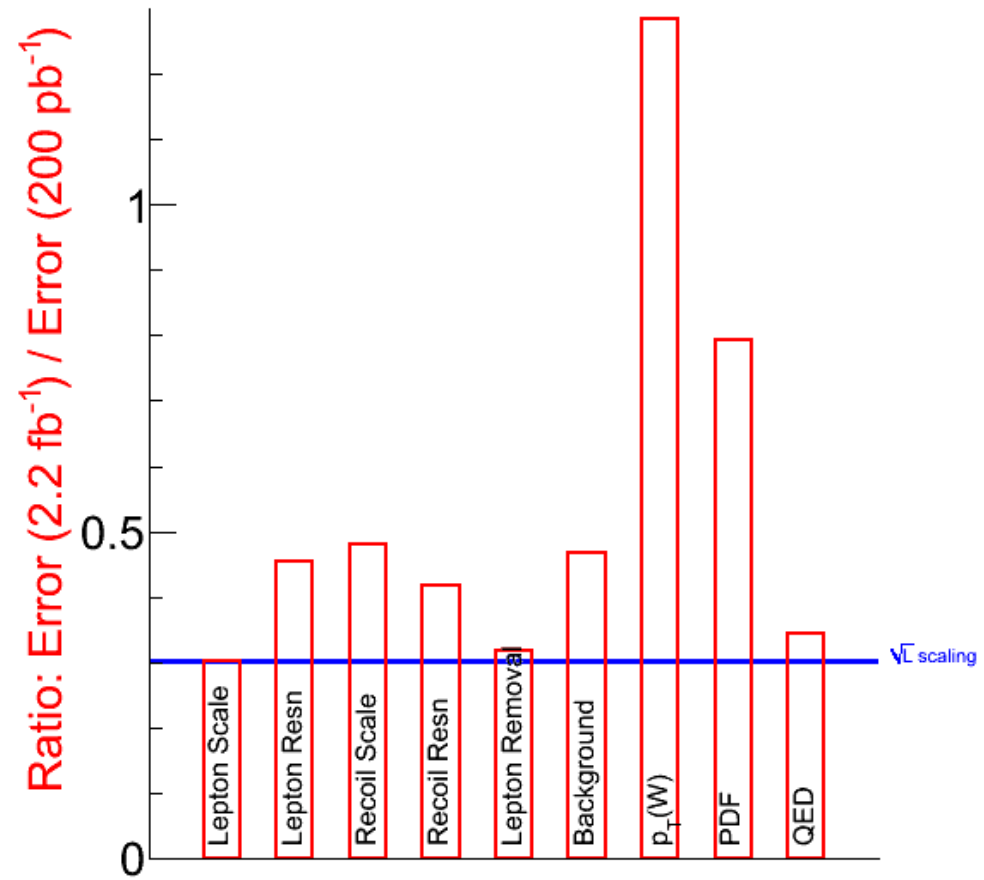
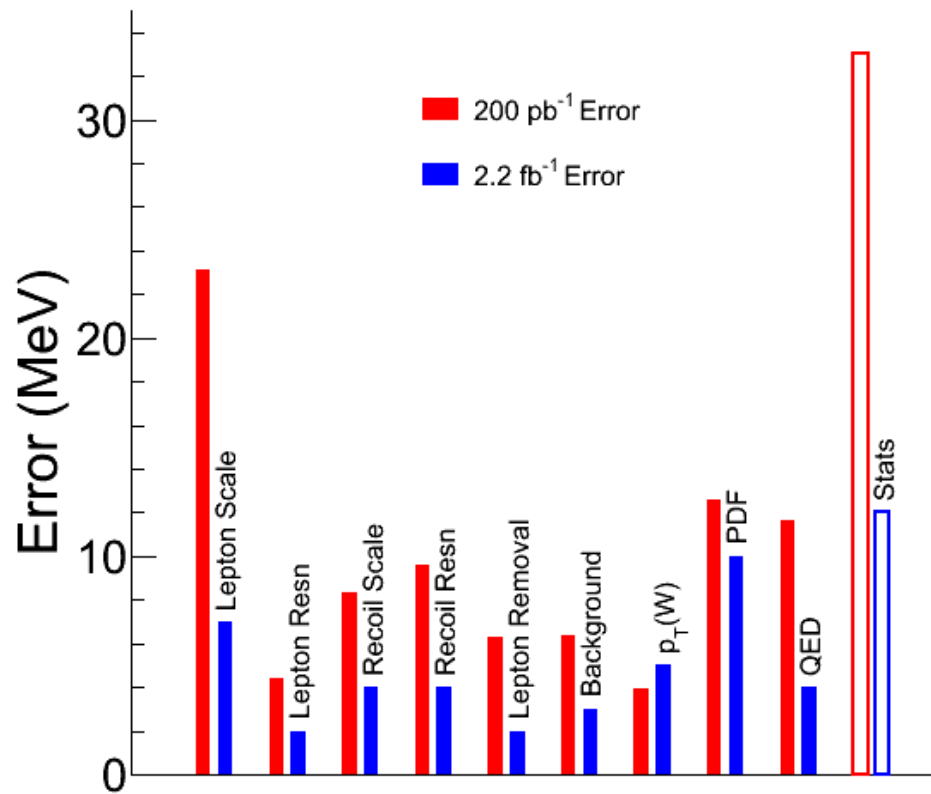
lower

upper

W Mass Fit Results

- Electron and muon m_T fits combined
 $m_W = 80390 \pm 20 \text{ MeV}, \chi^2/\text{dof} = 1.2/1 (28\%)$
- Electron and muon p_T fits combined
 $m_W = 80366 \pm 22 \text{ MeV}, \chi^2/\text{dof} = 2.3/1 (13\%)$
- Electron and muon MET fits combined
 $m_W = 80416 \pm 25 \text{ MeV}, \chi^2/\text{dof} = 0.5/1 (49\%)$
- All electron fits combined
 $m_W = 80406 \pm 25 \text{ MeV}, \chi^2/\text{dof} = 1.4/2 (49\%)$
- All muon fits combined
 $m_W = 80374 \pm 22 \text{ MeV}, \chi^2/\text{dof} = 4/2 (12\%)$
- All fits combined
 $m_W = 80387 \pm 19 \text{ MeV}, \chi^2/\text{dof} = 6.6/5 (25\%)$

Combined W Mass Result, Error Scaling



$p_T(l)$ Fit Systematic Uncertainties

Systematic (MeV/c ²)	Electrons	Muons	Common
Lepton Energy Scale	10	7	5
Lepton Energy Resolution	4	1	0
Recoil Energy Scale	6	6	6
Recoil Energy Resolution	5	5	5
u_{\parallel} efficiency	2	1	0
Lepton Removal	0	0	0
Backgrounds	3	5	0
$p_T(W)$ model	9	9	9
Parton Distributions	9	9	9
QED radiation	4	4	4
Total	19	18	16

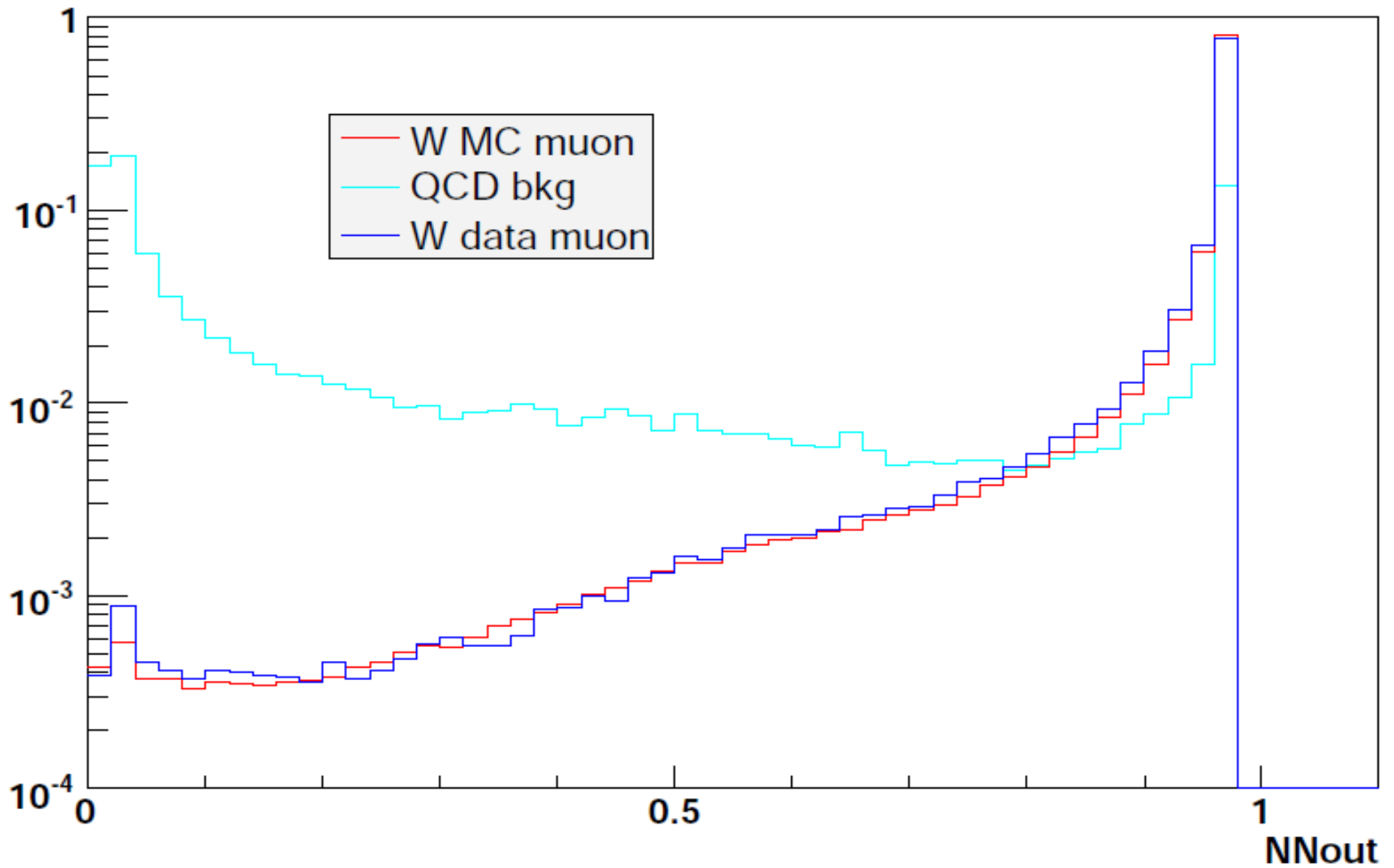
$p_T(\nu)$ Fit Systematic Uncertainties

Systematic (MeV/c ²)	Electrons	Muons	Common
Lepton Energy Scale	10	7	5
Lepton Energy Resolution	7	1	0
Recoil Energy Scale	2	2	2
Recoil Energy Resolution	11	11	11
u_{\parallel} efficiency	-3	-2	0
Lepton Removal	6	4	4
Backgrounds	4	6	0
$p_T(W)$ model	4	4	4
Parton Distributions	11	11	11
QED radiation	4	4	4
Total	22	20	18

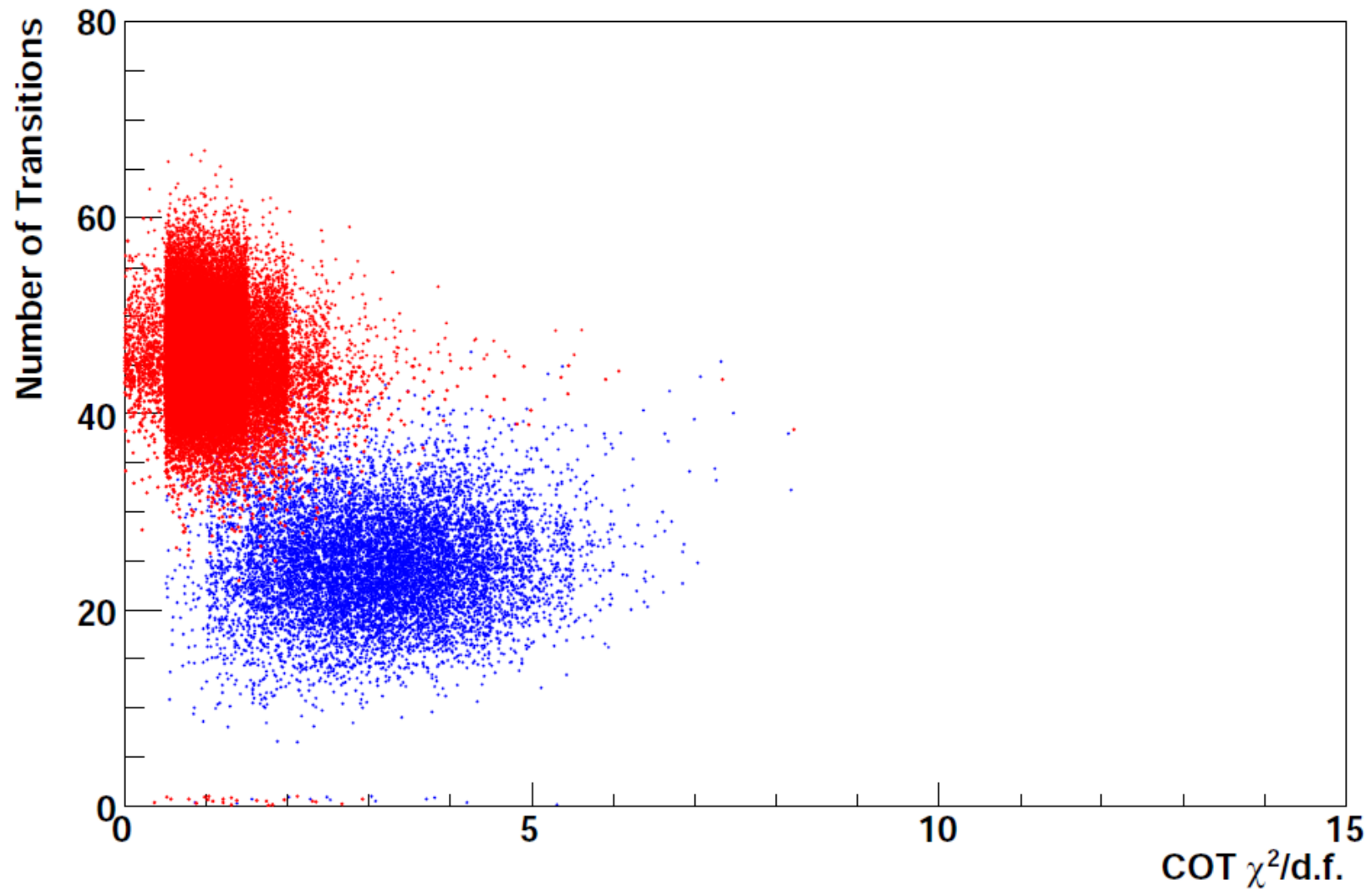
Combined Fit Systematic Uncertainties

Source	Uncertainty (MeV)
Lepton Energy Scale	7
Lepton Energy Resolution	2
Recoil Energy Scale	4
Recoil Energy Resolution	4
$u_{ }$ efficiency	0
Lepton Removal	2
Backgrounds	3
$p_T(W)$ model	5
Parton Distributions	10
QED radiation	4
W boson statistics	12
Total	19

QCD Background Estimation in Muon Channel



Decay-in-Flight Background Estimation in Muon Channel



Motivation II

- Separate fits for M_H using only leptonic and only hadronic measurements of asymmetries: marginal difference in preferred Higgs mass (from M. Chanowitz, February 2007 Seminar, Fermilab)

Possible explanations:

Statistical fluctuation

Systematic experimental bias

New physics contributions:

To raise M_H prediction of leptonic asymmetries:

Minimal SuperSymmetric Standard Model

4th family of fermions

Opaque branes

Altarelli *et. al.*

Okun *et. al.*

Carena *et. al.*

New physics in b -quark asymmetry requires large modification to Zbb vertex

Radiative Corrections to W Boson Mass

All these corrections can be combined into relations among physical observables, e.g.:

$$m_W^2 = m_Z^2 \left[\frac{1}{2} + \frac{1}{2} \sqrt{1 - \frac{2\sqrt{2}\pi\alpha}{G_F m_Z^2} (1 + \Delta r)} \right]$$

Δr can be parametrized in terms of two universal corrections and a remainder:

$$\Delta r = \Delta\alpha(m_Z) - \frac{c^2}{s^2} \Delta\rho + \Delta r_{\text{rem}}$$

The leading corrections depend quadratically on m_t but only logarithmically on m_H :

$$\Delta\rho = \frac{\Pi_{ZZ}(0)}{m_Z^2} - \frac{\Pi_{WW}(0)}{m_W^2} \approx \frac{3\alpha}{16\pi c^2} \left(\frac{m_t^2}{s^2 m_Z^2} + \log \frac{m_H^2}{m_W^2} + \dots \right)$$

$$\frac{\delta m_W^2}{m_W^2} \approx \frac{c^2}{c^2 - s^2} \Delta\rho, \quad \delta \sin^2 \theta_{\text{eff}} \approx -\frac{c^2 s^2}{c^2 - s^2} \Delta\rho$$

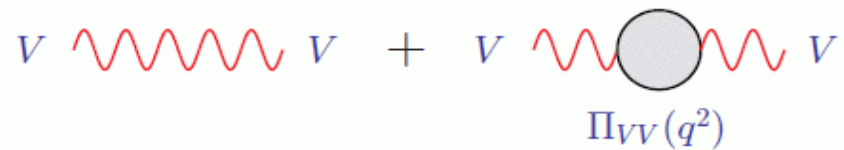
Parameters of Electro-Weak Interactions

At **tree level**, all of the observables can be expressed in terms of *three* parameters of the SM Lagrangian: v, g, g' or, equivalently, $v, e, s \equiv \sin \theta_W$ (also $c \equiv \cos \theta_W$)

$$\alpha = \frac{e^2}{4\pi}, \quad G_F = \frac{1}{2\sqrt{2}v^2}, \quad m_Z = \frac{ev}{\sqrt{2}sc}, \quad m_W = \frac{ev}{\sqrt{2}s}, \quad s_{\text{eff}}^2 = s^2,$$

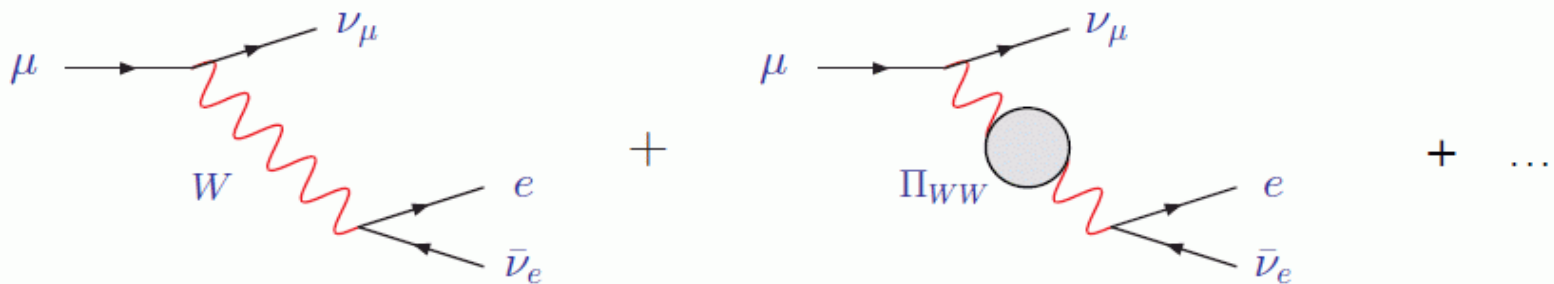
Radiative corrections to the relations between physical observables and Lagrangian params:

$$m_Z^2 = \frac{e^2 v^2}{2s^2 c^2} + \Pi_{ZZ}(m_Z^2)$$



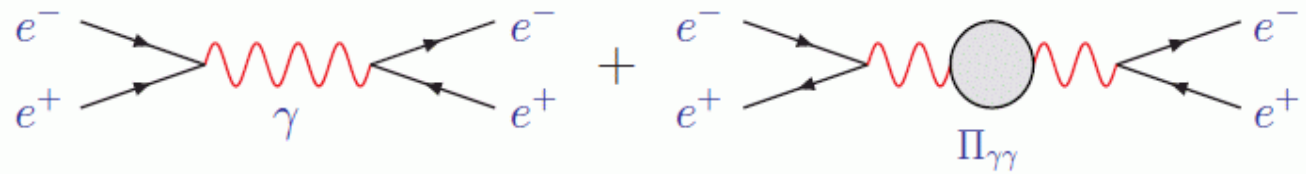
$$m_W^2 = \frac{e^2 v^2}{2s^2} + \Pi_{WW}(m_W^2)$$

$$G_F = \frac{1}{2\sqrt{2}v^2} \left[1 - \frac{\Pi_{WW}(0)}{m_W^2} + \delta_{\text{VB}} \right]$$



Radiative Corrections to Electromagnetic Coupling

$$\alpha = \frac{e^2}{4\pi} \left[1 + \lim_{q^2 \rightarrow 0} \frac{\Pi_{\gamma\gamma}(q^2)}{q^2} \right]$$



this one is tricky: the hadronic contribution to $\Pi'_{\gamma\gamma}(0)$ cannot be computed perturbatively

We can however trade it for another experimental observable: $R_{\text{had}}(q^2) = \frac{\sigma_{\text{had}}(q^2)}{\sigma_{\ell^+\ell^-}(q^2)}$

$$\alpha(m_Z) = \frac{e^2}{4\pi} \left[1 + \frac{\Pi_{\gamma\gamma}(m_Z)}{m_Z} \right] = \frac{\alpha}{1 - \Delta\alpha(m_Z)}$$

$$\Delta\alpha(m_Z) = \underbrace{\Delta\alpha_{\ell}(m_Z) + \Delta\alpha_{\text{top}}(m_Z)}_{\text{calculable}} + \Delta\alpha_{\text{had}}^{(5)}(m_Z)$$

$$\Delta\alpha_{\text{had}}^{(5)}(m_Z) = -\frac{m_Z^2}{3\pi} \int_{4m_\pi^2}^{\infty} \frac{R_{\text{had}}(q^2) dq^2}{q^2 (q^2 - m_Z^2)} = 0.02758 \pm 0.00035$$

(This hadronic contribution is one of the biggest sources of uncertainty in EW studies)

Systematic Uncertainties in QED Radiative Corrections

	CDF0	CDFIa	CDFIb	CDFII 200pb ⁻¹	CDFII 2.3fb ⁻¹	DØ 1fb ⁻¹
effects:						
single photon	✓	✓	✓	✓	✓	✓
exact $\mathcal{O}(\alpha)$	—	—	—	✓	✓	—
multi-photon	—	—	—	—	✓	✓
ISR	—	—	—	—	✓	—
uncertainties:						
2 γ emission	✓	✓	✓	✓	✓	✓
ISR	—	—	✓	✓	✓	✓
$\alpha\alpha_s$	—	—	—	✓	✓	—
SV cut-off	—	—	—	✓	✓	✓
Z/W correl.	—	—	—	✓	✓	✓
beyond 2 γ	—	—	—	—	✓	—
H.O. SV corr.	—	—	—	—	✓	—
pair creation	—	—	—	—	✓	—
Breit-Wigner	—	—	—	—	✓	—
EWK scheme	—	—	—	—	✓	—