

## SECTION 15

# RIGGING

### 15.A GENERAL

#### 15.A.01 Inspection and use.

- a. Rigging equipment shall be inspected as specified by the manufacturer, by a competent person, before use on each shift and as necessary during its use to ensure that it is safe.
- b. Defective rigging, as specified in Appendix F, shall be removed from service.
- c. The use and maintenance of rigging equipment shall be in accordance with recommendations of the rigging manufacturer and the equipment manufacturer. Rigging equipment shall not be loaded in excess of its recommended safe working load.
- d. Rigging equipment, when not in use, shall be removed from the immediate work area and properly stored and maintained in a safe condition.

#### 15.A.02 Hoist rope shall not be wrapped around the load.

15.A.03 Running lines located within 6 ft - 6 in (1.9 m) of the ground or working level shall be guarded or the area restricted by physical barriers to preclude injury or injury from broken lines.

15.A.04 All eye splices shall be made in an approved manner. Rope thimbles of proper size shall be fitted in the eye, except that in slings the use of thimbles shall be optional.

15.A.05 When hoisting loads, a positive latching device shall be used to secure the load and rigging.

EM 385-1-1  
3 Nov 03

15.A.06 Hooks, shackles, rings, pad eyes, and other fittings that show excessive wear or that have been bent, twisted, or otherwise damaged shall be removed from service.

15.A.07 Custom designed grabs, hooks, clamps, or other lifting accessories for such units as modular panels, prefabricated structures, and similar materials shall be marked to indicate the safe working loads and shall be proof-tested, before use, to 125% of their rated load.

15.A.08 The practice of multiple lift rigging (Christmas tree lifting) is prohibited.

## **15.B WIRE ROPE**

15.B.01 When two or more wires are broken or rust or corrosion is found adjacent to a socket or end fitting, the wire rope shall be removed from service or re-socketed. > ***Special attention shall be given to the inspection of end fittings on boom support, pendants, and guy ropes.***

15.B.02 Wire rope removed from service due to defects shall be cut up or plainly marked as unfit for further use as rigging.

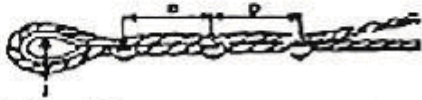
15.B.03 Wire rope clips attached with U-bolts shall have the U-bolts on the unloaded (dead) or short end of the rope. The clip nuts shall be retightened immediately after initial load carrying use and at frequent intervals thereafter. > ***See Figures 15-1 and 15-2 and Table 15-1.***

15.B.04 When a wedge socket fastening is used, the unloaded (dead) or short end of the wire rope shall be looped back and secured to itself by a clip or have a separate piece of equal size wire rope attached with a clip or be properly secured to an extended wedge. The clip shall not be attached to the load (live) end. > ***See Figure 15-3.***

**FIGURE 15-1**


**WIRE ROPE CLIP SPACING**  
**(NOT TO BE USED FOR SLINGS)**

**U-Bolt Clip**



Thimble  
U-Bolt of All clips on dead  
end of rope.  
Never stagger clips.  
Never put U-Bolt of clip on  
live end of rope.


**Fist Grip Clip**




Thimble  
*Note: D = six times diameter  
of wire rope*

**FIGURE 15-2**

**WIRE ROPE CLIP ORIENTATION**  
**(NOT TO BE USED FOR SLINGS)**



The wrong way to clip wire rope



The right way to clip wire rope

---

**TABLE 15-1**

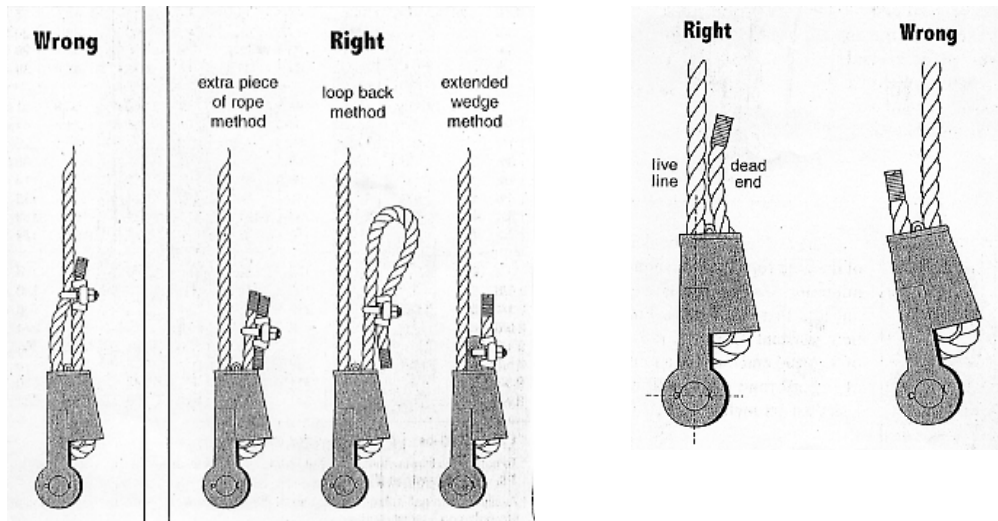
**NUMBER OF CLIPS AND THE PROPER TORQUE NECESSARY  
TO ASSEMBLE WIRE ROPE EYE LOOP CONNECTIONS WITH  
A PROBABLE EFFICIENCY NOT MORE THAN 80%**

<b>Rope diameter (in/cm)</b>	<b>Nominal size of clips (in/cm)</b>	<b>Number of clips</b>	<b>Torque to be applied to nuts of clips (ft-lb/N-m)</b>
5/16 ( <u>0.7</u> )	3/8 ( <u>0.9</u> )	3	25 (33.9)
3/8 ( <u>0.9</u> )	3/8 ( <u>0.9</u> )	3	25 (33.9)
7/16 ( <u>1.0</u> )	1/2 ( <u>1.2</u> )	4	40 (54.3)
1/2 ( <u>1.2</u> )	1/2 ( <u>1.2</u> )	4	40 (54.3)
5/8 ( <u>1.5</u> )	5/8 ( <u>1.5</u> )	4	65 (88.2)
3/4 ( <u>1.9</u> )	3/4 ( <u>1.9</u> )	5	100 (135.7)
7/8 ( <u>2.2</u> )	1 ( <u>2.5</u> )	5	165 (223.9)
1 ( <u>2.5</u> )	1 ( <u>2.5</u> )	6	165 (223.9)
1 1/4 ( <u>3.1</u> )	1 1/4 ( <u>3.1</u> )	7	250 (339.3)
1 3/8 ( <u>3.4</u> )	1 1/2 ( <u>3.8</u> )	7	375 (508.9)
1 1/2 ( <u>3.8</u> )	1 1/2 ( <u>3.8</u> )	8	375 (508.9)
1 3/4 ( <u>4.3</u> )	1 3/4 ( <u>4.3</u> )	8	560 (760.0)

The spacing of clips should be 6 times the diameter of the wire rope. Thimbles shall be used if wire rope is to be spliced.

**FIGURE 15-3**

**WEDGE SOCKET FASTENING**



15.B.05 Protruding ends of strands in splices on slings and bridles shall be covered or blunted.

15.B.06 Except for eye splices in the ends of wires and for endless wire rope slings, wire rope used in hoisting, lowering, or pulling loads shall consist of one continuous piece without knot or splice.

a. An eye splice made in any wire rope shall have not less than five full tucks (this requirement shall not preclude the use of another form of splice or connection that can be shown to be as efficient and that is not otherwise prohibited).

b. Wire rope shall not be secured by knots except on haul back lines on scrapers.

15.B.07 Eyes in wire rope bridles, slings, or bull wires shall not be formed by wire rope clips or knots.

15.B.08 Wire rope clips shall not be used to splice rope.

EM 385-1-1  
3 Nov 03

### **15.C CHAIN**

15.C.01 Only alloyed chain shall be used in rigging.

15.C.02 Chain shall be inspected before initial use and weekly thereafter.

15.C.03 When used with alloy steel chains, hooks, rings, oblong links, pear-shaped links, welded or mechanical coupling links, or other attachments shall have a rated capacity at least equal to that of the chain.

15.C.04 Job or shop hooks and links, makeshift fasteners formed from bolts and rods, and other similar attachments shall not be used.

### **15.D FIBER ROPE (NATURAL AND SYNTHETIC)**

15.D.01 Fiber rope shall not be used if it is frozen or if it has been subjected to acids or excessive heat.

15.D.02 Fiber rope shall be protected from abrasion by padding where it is fastened or drawn over square corners or sharp or rough surfaces.

15.D.03 All splices in rope slings provided by the employer shall be made in accordance with fiber rope manufacturer's recommendations.

15.D.04 Eye splices.

a. In manila rope, eye splices shall contain at least three full tucks and short splices shall contain at least six full tucks (three on each side of the centerline of the splice).

b. In layed synthetic fiber rope, eye splices shall contain at least four full tucks and short splices shall contain at least eight full tucks (four on each side of the centerline of the splice).

15.D.05 Strand end tails shall not be trimmed short (flush with the surface of the rope) immediately adjacent to the full tucks: this applies to both eye and short splices and all types of fiber rope.

a. For fiber ropes less than 1 in (2.5 cm) diameter, the tails shall project at least six rope diameters beyond the last full tuck.

b. For fiber ropes 1 in (2.5 cm) diameter and larger, the tails shall project at least 6 in (15.2 cm) beyond the last full tuck.

In applications where the projecting tails may be objectionable, the tails shall be tapered and spliced into the body of the rope using at least two additional tucks (which will require a tail length of approximately six rope diameters beyond the last full tuck).

15.D.06 For all eye splices, the eye shall be sufficiently large to provide an included angle of not greater than 60° at the splice when the eye is placed over the load or support.

15.D.07 Knots shall not be used in lieu of splices.

**15.E SLINGS > See Figure 15-4.**

15.E.01 Slings and their fittings and fastenings, shall be inspected before use on each shift and as necessary during use.

15.E.02 Protection shall be provided between the sling and sharp unyielding surfaces of the load to be lifted.

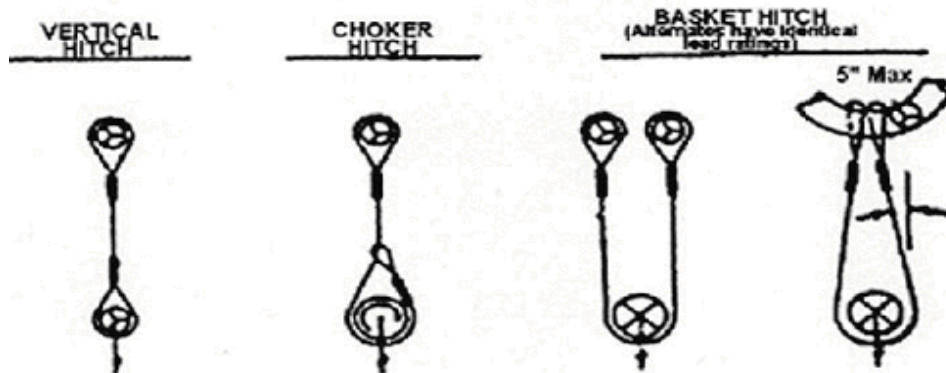
15.E.03 The use of slings will be such that the entire load is positively secured.

15.E.04 Lengths.

a. Wire rope slings shall have a minimum length of clear wire rope equal to ten times the rope diameter between each end fitting or eye splice.

EM 385-1-1  
3 Nov 03

**FIGURE 15-4**  
**SLING CONFIGURATIONS**



b. Braided slings shall have a minimum clear length of braided body equal to forty times the diameter of component ropes between each end fitting or eye splice.

15.E.05 Welded alloy steel chain slings shall have affixed durable permanent identification stating size, grade, rated capacity, and sling manufacturer.

15.E.06 Wire rope slings shall have affixed a durable permanent identification tag stating the diameter, rated load, lifting capacity in vertical, choker, basket configuration, and date placed in service.

15.E.07 The employer shall have each synthetic web sling marked or coded to show:

- Name or trademark of the manufacturer,
- Rated capacities for the type of hitch, and
- Type of material.



## 15.F RIGGING HARDWARE

15.F.01 Drums, sheaves, and pulleys shall be smooth and free of surface defects that may damage rigging.

15.F.02 The ratio between the diameter of the rigging and the drum, block, sheave, or pulley tread diameter shall be such that the rigging will adjust itself to the bend without excessive wear, deformation, or damage.

15.F.03 In no case will the safe diameters of drums, blocks, sheaves, or pulleys be reduced in replacement of such items unless compensating changes are made in terms of the rigging used and the safe loading limits.

15.F.04 Drums, sheaves, or pulleys having eccentric bores, cracked hubs, spokes, or flanges shall be removed from service.

15.F.05 Connections, fittings, fastenings, and attachments used with rigging shall be of good quality, of proper size and strength, and shall be installed in accordance with recommendations of the manufacturer.

15.F.06 Shackles.

a. Table 15-2 shall be used to determine the safe working loads of various sizes of shackles, except that higher safe working loads are permissible when allowed by the manufacturer if a safety factor of at least five is maintained. Only marked shackles shall be used.

b. Shackles shall not be eccentrically loaded.

**TABLE 15-2**

**SAFE WORKING LOADS FOR SHACKLES**

<b>Material size (in/cm)</b>	<b>Pin diameter (in/cm)</b>	<b>Safe working load (lb/kg)</b>
<u>1/2</u> (1.2 cm)	<u>5/8</u> (1.5 cm)	<u>2,800</u> (1,270 kg)
<u>5/8</u> (1.5 cm)	<u>3/4</u> (1.9 cm)	<u>4,409</u> (2,000 kg)
<u>3/4</u> (1.9 cm)	<u>7/8</u> (2.2 cm)	<u>6,393</u> (2,900 kg)
<u>7/8</u> (2.2 cm)	<u>1</u> (2.5 cm)	<u>8,598</u> (3,900 kg)
<u>1</u> (2.5 cm)	<u>1 1/8</u> (2.8 cm)	<u>11,199</u> (5,080 kg)
<u>1 1/8</u> (2.8 cm)	<u>1 1/4</u> (3.1 cm)	<u>13,404</u> (6,080 kg)
<u>1 1/4</u> (3.1 cm)	<u>1 3/8</u> (3.4 cm)	<u>16,424</u> (7,450 kg)
<u>1 3/8</u> (3.4 cm)	<u>1 1/2</u> (3.8 cm)	<u>20,018</u> (9,080 kg)
<u>1 1/2</u> (3.8 cm)	<u>1 5/8</u> (4.1 cm)	<u>23,810</u> (10,800 kg)
<u>1 3/4</u> (4.3 cm)	<u>2</u> (5 cm)	<u>32,407</u> (14,700 kg)
<u>2</u> (5 cm)	<u>2 1/4</u> (5.5 cm)	<u>42,549</u> (19,300 kg)

15.F.07 Hooks.

- a. The manufacturer's recommendations shall be followed in determining the safe working loads of the various sizes and types of specific and identifiable hooks. Any hook for which the manufacturer's recommendations are not available shall be tested to twice the intended safe working load before it is put into use. The employer shall maintain a record of the dates and results of such tests.
- b. Open hooks are prohibited in rigging used to hoist loads.
- c. Hoisting hooks rated at 10 tons (9,072 kg) or larger shall be provided with a means for safe handling.

15.F.08 Drums.

a. Drums shall have sufficient rope capacity with recommended rope size and reeving to perform all hoisting and lowering functions.

b. At least three full wraps (not layers) of rope shall remain on the drum at all times.

c. The drum end of the rope shall be anchored by a clamp securely attached to the drum with an arrangement approved by the manufacturer.

d. Grooved drums shall have the correct groove pitch for the diameter of the rope. The depth of the groove shall be correct for the diameter of the rope.

(1) The flanges on grooved drums shall project beyond the last layer of rope a distance of either 2 in (5 cm) or twice the diameter of the rope, whichever is greater.

(2) The flanges on ungrooved drums shall project beyond the last layer of rope a distance of either 2 1/2 in (6.3 cm) or twice the diameter of the rope, whichever is greater.

15.F.09 Sheaves.

a. Sheaves shall be compatible with the size of rope used, as specified by the manufacturer.

b. Sheaves shall be inspected to ensure they are of correct size, properly aligned, lubricated, and in good condition.

c. When rope is subject to riding or jumping off a sheave, the sheave shall be equipped with cable-keepers.

EM 385-1-1

3 Nov 03

15.F.10 Eye bolts.

- a. Shoulderless eye bolts shall not be loaded at an angle.
- b. Eye bolts shall only be loaded in the plain of the eye and shall not be loaded at angles of less than  $45^{\circ}$  to the horizontal.