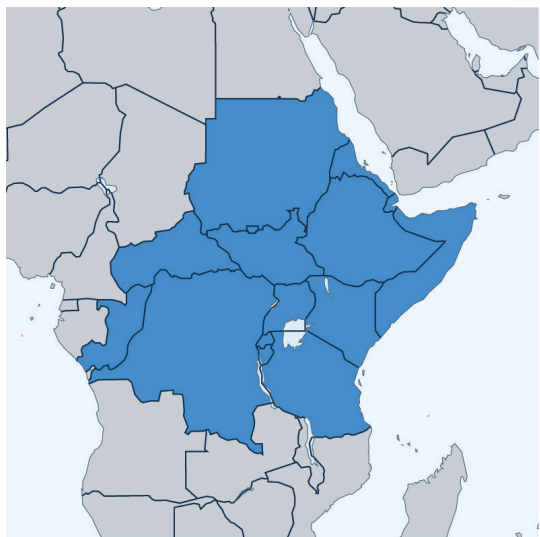


HUMANITARIAN ASSISTANCE IN REVIEW

EAST AND CENTRAL AFRICA | FY 2003 – 2012



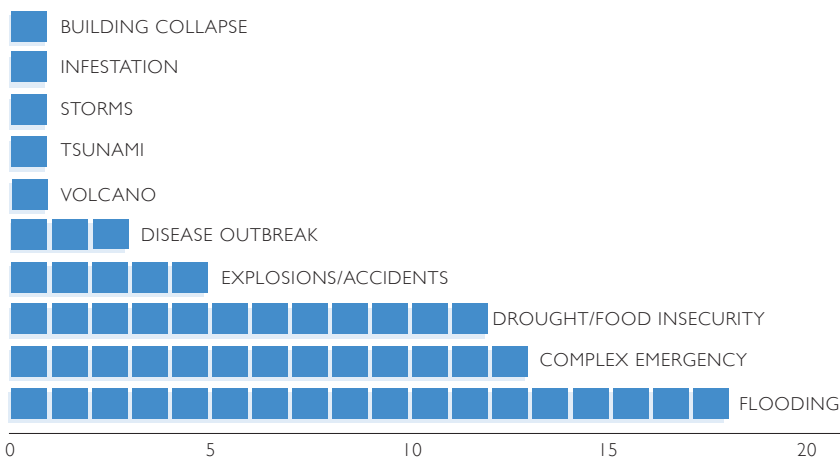
THE EAST AND CENTRAL AFRICA (ECA) REGION ENCOMPASSES THE HORN OF AFRICA AND THE GREAT LAKES, INCLUDING BURUNDI, CENTRAL AFRICAN REPUBLIC (CAR), THE DEMOCRATIC REPUBLIC OF THE CONGO (DRC), DJIBOUTI, ERITREA, ETHIOPIA, KENYA, THE REPUBLIC OF CONGO, RWANDA, SOMALIA, SOUTH SUDAN, SUDAN, TANZANIA, AND UGANDA.

Chronic conflict, cyclical drought, floods, disease outbreaks, environmental degradation, rapid population growth, and limited government capacity present significant challenges to vulnerable populations in the ECA region. Between Fiscal Year (FY) 2003 and FY 2012, USAID’s Office of U.S. Foreign Disaster Assistance (USAID/OFDA) and USAID’s Office of Food for Peace (USAID/FFP) provided humanitarian assistance in response to a diverse range of natural and complex emergencies, including flooding, drought in Ethiopia and Kenya, food insecurity across the Horn of Africa, Lord’s Resistance Army-related conflict and displacement, and post-election violence in Kenya, as well as crises in Somalia, South Sudan, Sudan, and the DRC.

Between FY 2003 and FY 2012, USAID provided more than \$11.9 billion in humanitarian assistance in the ECA region, including nearly \$2.4 billion from USAID/OFDA for programs in water, sanitation, and hygiene (WASH), health, agriculture and food security, nutrition, economic recovery and market systems, protection, and shelter and settlements, as well as support for humanitarian coordination and information management and the provision of relief commodities. USAID/FFP assistance included nearly \$9.5 billion in emergency food aid.

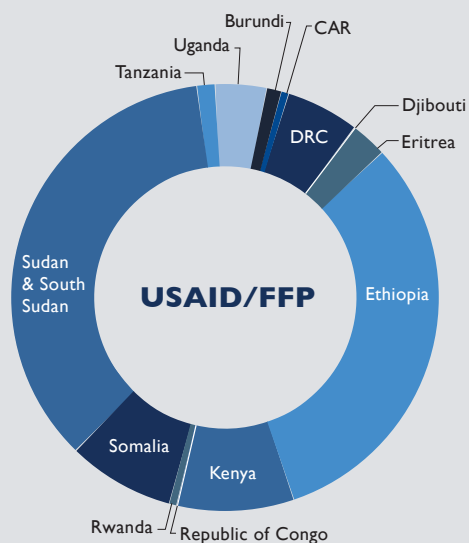
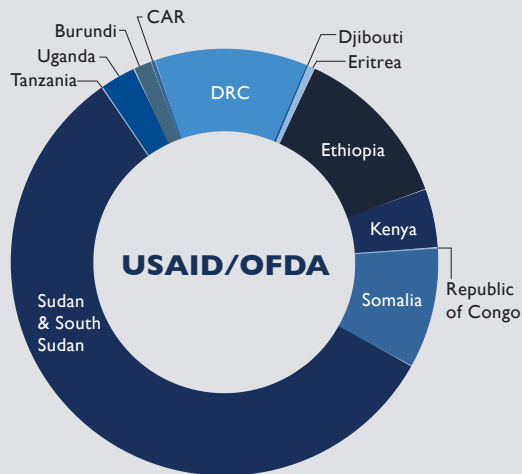
In the last decade, USAID deployed eight Disaster Assistance Response Teams (DARTs) in response to complex emergencies in Somalia, Kenya, Ethiopia, the DRC, and Sudan, as well as regional food security crises in the Horn of Africa. USAID assessment teams also traveled to CAR

NUMBER OF DISASTERS DECLARED IN EAST AND CENTRAL AFRICA¹ BY TYPE (FY 2003 – 2012)



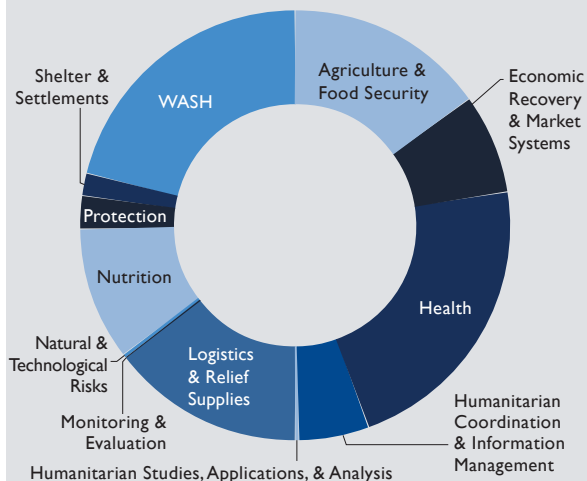
USAID HUMANITARIAN ASSISTANCE TO EAST AND CENTRAL AFRICA

BY COUNTRY (FY 2003 – 2012)



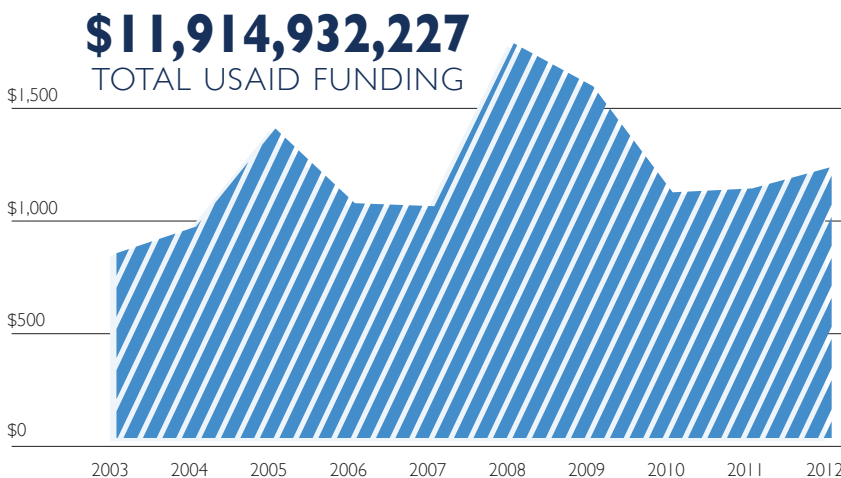
USAID/OFDA HUMANITARIAN ASSISTANCE TO EAST AND CENTRAL AFRICA

BY SECTOR (FY 2003 – 2012)[†]



USAID DISASTER RESPONSE FUNDING TO EAST AND CENTRAL AFRICA² (FY 2003 – 2012), IN MILLIONS

\$2,000



and DRC. In addition, USAID activated multiple Washington, D.C.-based Response Management Teams to support coordination and response efforts in Sudan and the Horn of Africa.

Due to the recurring or chronic nature of many of the disasters in the region, USAID/OFDA promotes activities that increase the resilience of the population to cope with future shocks, while continuing to meet the immediate needs of vulnerable populations. USAID/OFDA has developed a disaster risk reduction (DRR) strategy in the region to complement emergency assistance interventions and address underlying causes of food insecurity and other vulnerabilities. The strategy takes a broad approach to livelihoods, increasing resilience by protecting assets, diversifying income sources, and reducing the impact of risks such as drought, floods, and conflict. USAID/OFDA also supports early recovery activities that help conflict-affected populations rebuild livelihoods and strengthen self-sufficiency, where possible, sustainable, and appropriate.

Through emergency and development food assistance programs, USAID/FFP works to save lives and reduce food insecurity in times of crisis and situations of chronic food insecurity. USAID/FFP emergency food assistance includes both in-kind food aid and cash-based assistance in the form of local and regional procurement of food commodities, cash transfers, and food vouchers, where market conditions allow.

¹Does not include disaster redeclarations. Between FY 2003 and 2012, USAID/OFDA responded to ongoing, multi-year crises across the region, including in Burundi, CAR, DRC, Eritrea, Ethiopia, Kenya, Somalia, South Sudan, Sudan, and Uganda.

²FY 2012 rounded figures represent committed or obligated amounts as of September 30, 2012. FY 2012 figures are subject to fluctuations due to end-of-fiscal-year financial review and reconciliation activities. Figures do not include USAID/OFDA disaster preparedness and mitigation assistance provided outside of declared disaster responses or USAID/FFP development assistance.

[†] Chart does not include stand-alone DRR projects, administrative support costs, or funding that cannot be categorized by sector due to changes to the USAID/OFDA accounting system that occurred during the decade covered by this document.