



# Moving

# List

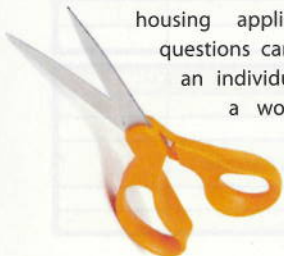


Cut along dotted line and take the Moving Checklist with you.

I can picture the perfect move where I am a goddess of organization. Closets and rooms are all cleaned out and clothes are meticulously packed; I even find the time to have them dry cleaned and stored in vacuum packed bags. During this fantasy PCS I am the queen of efficiency, all of my old appliances and items are sold in a timely manner. I actually throw away things I will not need anymore. I flawlessly manage my time. Appropriate offices such as TMO are contacted and appointments are set up and met. My landlord is literally banging on my door waving a check with my deposit money, because he simply knows I will leave the house sparkling clean and in tip-top condition. Movers are on time, friendly and speedy. It all goes so well I win the neighborhood award for being the "Best Mover". Alas, truth be told, reality tends to play out a bit differently. Nothing ever seems to happen on schedule, assignments change, appointments are hard to get, movers are late, clothes are dirty, appliances are sold last minute if at all, and nothing seems to go as planned.

Thankfully, Installation Relocation Offices can help. Trained professionals help determine your PCS allowance, connect with your new installation's relocation office, create and customize a moving calendar with Plan My Move and explain out-processing requirements.

In order to keep everything organized and on schedule, I was directed to go online [www.militaryhomefront.dod.mil](http://www.militaryhomefront.dod.mil), click on Plan My Move (on the left hand side), and print out the applicable checklists. It's possible to create a personal moving calendar with checklists, phone lists, to do lists and links to critical moving processes and information. Find budget planners, and housing applications. Any further questions can be addressed during an individual appointment or at a workshop by contacting your family readiness center or Army Community Service (ACS).



Arrangements	Check
Confirm TLF/hotel/motel reservations	
Confirm travel reservations	
Decide where you will eat your meals in advance of travel	
Keep important phone numbers handy such as emergency relief	
Check weather enroute or at destination	
Provide itinerary information to friends and family	
Make sure you have valid visas and passports	
Make sure your ID card(s) are up-to-date	
Pet Travel and requirements	

Preparation for Packing	Check
Prepare first aid kit (band aids, aspirin, prescription medications, antacids, laxatives, antibiotic cream, insect repellent, sunscreen, towelettes, ear plugs, sewing kit)	
Locate maps, print driving directions for trip or to and from airports	
Locate reading material	
Locate business cards	
Locate video camera and charger for camera -- recharge camera, pack charger and any cables to handcarry	
Locate still camera, get film for camera	
Locate charger for laptop and recharge laptop -- copy latest files from laptop and carry separately -- setup laptop to pick up and send e-mail while on travel and at destination -- locate phone cord and Y connection for connecting laptop to phone system & an ethernet cable, if necessary. Make sure to change your internet connection service and get a non-ISP specific email address such as Gmail or Hotmail.	
Locate charger for cell phone and recharge phones or purchase pre-paid calling cards to use	
Locate umbrella	
Locate inflatable neck support for airplane	
Charge toothbrushes	
Locate alarm clock	

Packing	Check
Travel documents (airline, train tickets, itinerary, etc.)	
Money (credit/debit cards, cash, traveler's checks, phone card, travel advance)	
Identification (passports, driver's license, marriage/birth certificates, ID card, green card, etc.)	
Prescription medications, thermometer, first aid kit	
Other medications for first aid kit	
Camera, video camera and film	
Batteries/voltage adapter/portable alarm clock, iron	
Extra eye glasses, sun glasses, eye drops	
Contact lenses, cleaning solutions, eye drops	
Cell phone with charger	
Laptop with battery charger and necessary cables/connections, PDA/address book, stamps	
CD player, gameboy, Ipod	
Soap, shampoo, conditioner, moisturizer, lip balm	
Deodorant, comb, brush	
Tissues, toilet paper, towelettes	
Toothbrush, toothpaste, rinse, floss, ear plugs, gum	
Shaving cream, razors, nail clippers	
Underwear, socks	
Nylons, camisoles	
T-shirts, blouses	
Uniforms, dress shirts, ties	
Slacks, shorts, jeans with belt	
Casual/evening skirts/dresses	
Sweater and/or jacket or parka	
Wind breaker, rain poncho, umbrella	
Swimsuit, cover-up	
Gloves, caps, mittens, hats	
Shoes, sneakers, sandals, hiking boots	
Diapers, wipes, ointment, pacifier	
Diaper bag, bottles, formula, water	
Car seat, stroller, back carrier	
Infant/child medications/thermometer	
Toddler snacks	
Blanket, favorite stuffed animal	

W E L C O M E T O E U R O P E