

PLAN
SCALE: 1"=100'

SUPPORTS FOR 12" C.I. WATER MAIN
HOLCOMB BOULEVARD BRIDGE
SCALE: 3/4"=1'-0"

- LEGEND
- WATER MAIN
 - VALVES
 - AIR VALVES
 - FIRE HYDRANTS
 - EXISTING WATER MAIN
 - EXISTING OVERHEAD ELECTRIC LINE
 - EXISTING UNDERGROUND TELEPHONE CABLE
 - CONCRETE MONUMENTS

CONTRACT NO. 7 - 11255

DRAWN BY W.C. COOK
 TRACED BY W.C. COOK
 CHECKED BY B.L.H.
 CHIEF OF DIV. B.L.H.
 IN CHARGE B.L.H.
 DATE Nov 3, 1944
 SCALE As Shown
 Y. & D. DRAWING NO.

CARR & J.E. GREINER CO.—ARCHITECT-ENGINEERS
 DURHAM, N. C. BALTIMORE, MD.
CAMP LEJEUNE — NEW RIVER, N. C.
 BUREAU OF YARDS AND DOCKS — U. S. NAVY

WATER DISTRIBUTION SYSTEM
WATER MAINS
HOLCOMB BOULEVARD

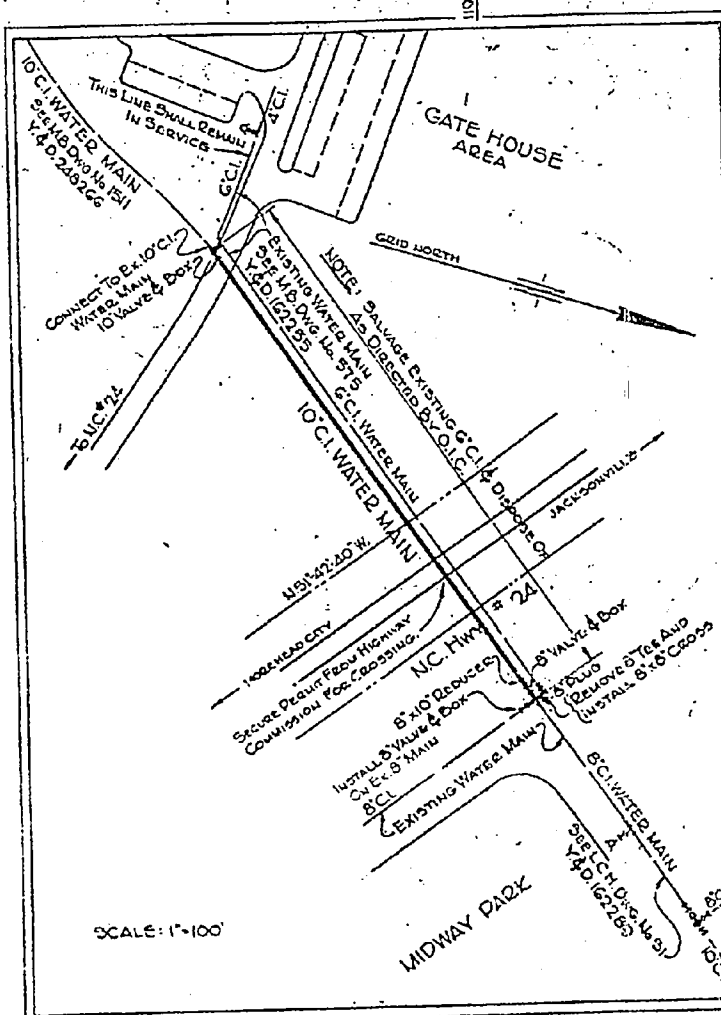
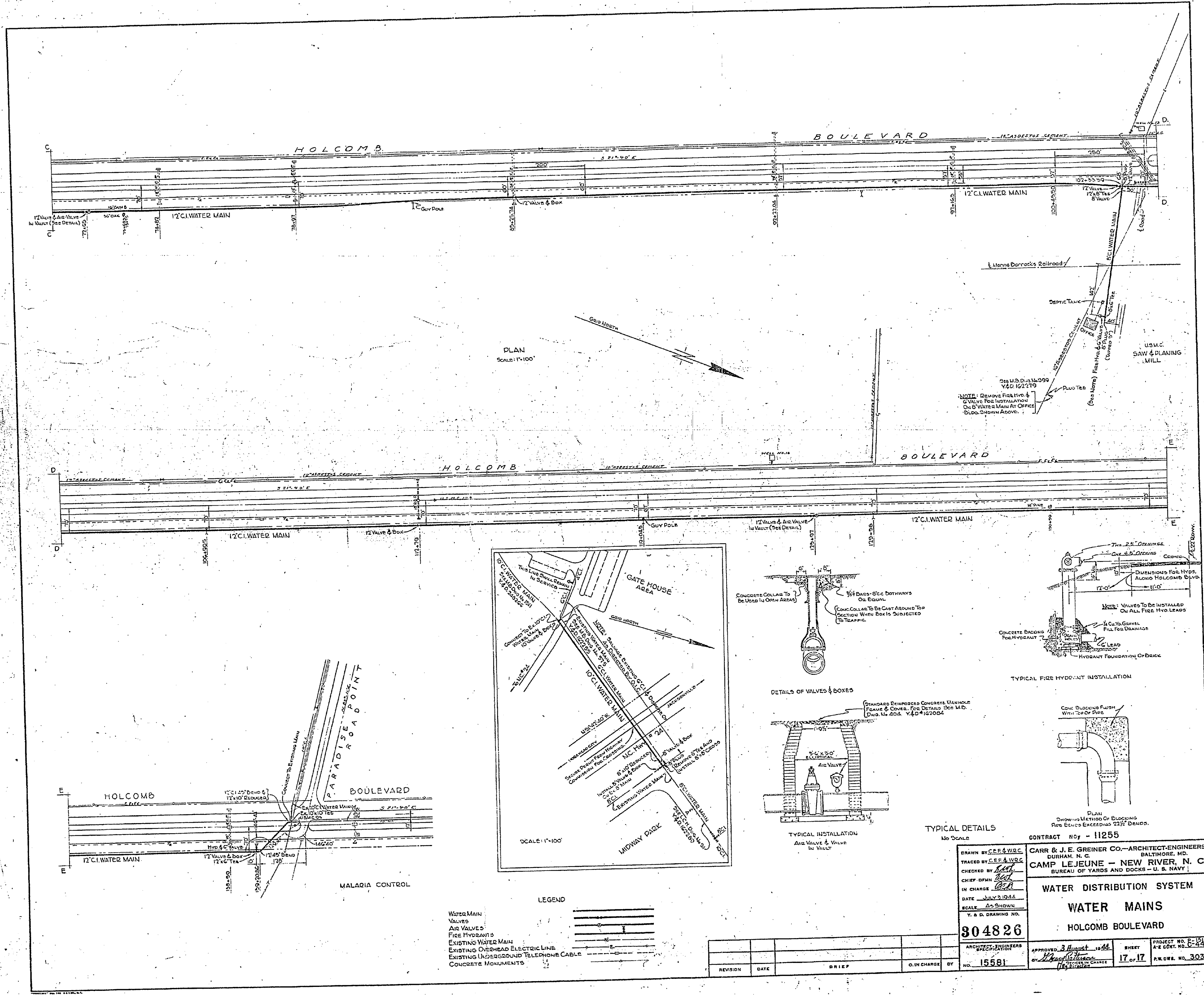
304825

APPROVED: 3 August 1944
 BY: *W.C. Cook*
 ARCHITECT-ENGINEER

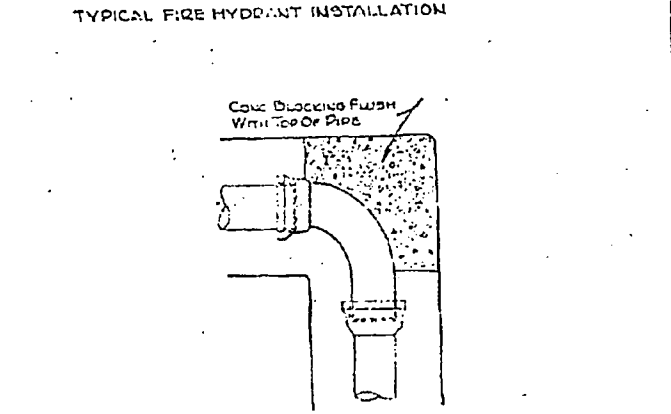
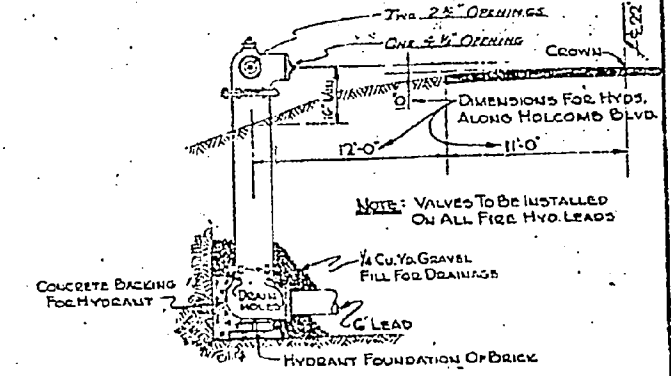
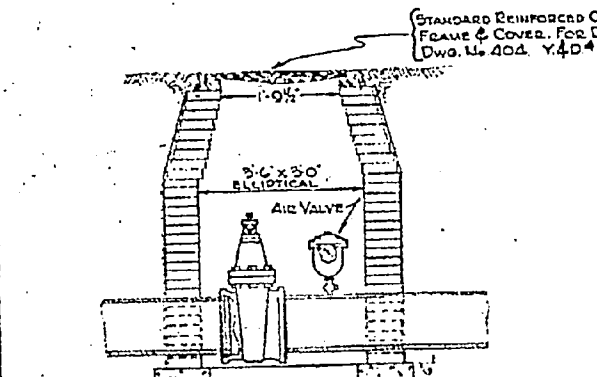
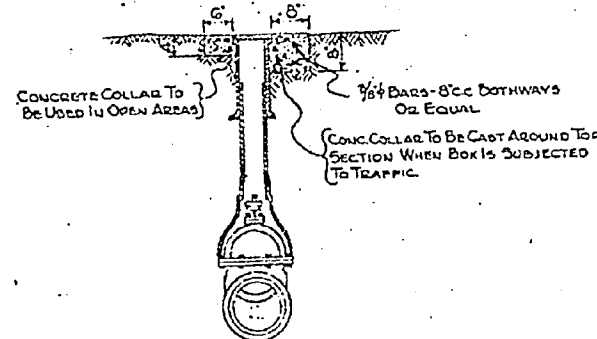
NO. 15581

SHEET 16 OF 17
 P.W. DIV. NO. 302

| REVISION | DATE | BRIEF | BY | C. IN CHARGE |
|----------|------|-------|----|--------------|
| | | | | |



- LEGEND**
- Water Main
 - Valves
 - Air Valves
 - Fire Hydrants
 - Existing Water Main
 - Existing Overhead Electric Line
 - Existing Underground Telephone Cable
 - Concrete Monuments



NOTE: Remove Fire Hydrant & Valve Installation On Water Main At Office Bldg. Shown Above.

CONTRACT NO. - 11255

CARR & J. E. GREINER CO. - ARCHITECT-ENGINEERS
 DURHAM, N. C.

CAMP LEJEUNE - NEW RIVER, N. C.
 BUREAU OF YARDS AND DOCKS - U. S. NAVY

WATER DISTRIBUTION SYSTEM

WATER MAINS

HOLCOMB BOULEVARD

304826

APPROVED: 3 August 1944
 BY: *[Signature]*

PROJECT NO. E-124
 SHEET 17 OF 17
 P.W. ORG. NO. 303

| REVISION | DATE | BRIEF | O. IN CHARGE | BY |
|----------|------|-------|--------------|----|
| | | | | |

00FC440-024-004