


Naval Regional Medical Center Complex 10006

Change Order #	Price	Accepted
RFP 183	40.39	changed to NCE 38
RFP 234 3/19/81	1744.00 2579.00	VOID
RFP 234 8/14/81	492.60	BOOKED 3-23-82 (C.O.#3)
RFP 293 9-23-81	296.00	BOOKED 3-23-82 (C.O.#2)
Time Extension 9-23-81	354.00	VOID RE-QUOTED
TIME EXTENSION RFP. 160 3-12-82	7,200.00 ✓	BOOKED 4-26-82 per FC CARDINAL LTR 3-26-82 FORMAL C.O. TO FOLLOW MAY 8
RFP. 331 4-20-82 (109 FLUSH HO'S IN LEAD OF PEND.)	2,842.00 ✓	BOOKED 5-24-82 (C.O.#5) CARDINAL LTR TO PROCEED DATED 5-17-82
CEILING HEIGHT KITCHEN AREA 44 DROPS INVOLVED	476.00	"VOID" - NO CHANGE 9/28/82 SEE CARDINAL LTR. 6/25/82
Liquidated damages labor violations	(-2,280.00)	Booked 8-4-82 Cardinal Ltr. 7-14-82
FIRE PUMP IMPELLER DAMAGE 1-24-83	3,799.57	PAID by check - No c.o. Received by customer
INSTALLING 4 HEADS STERILIZER ROOM AREA D1 LEVEL 1 (2-4-83)	327.00	Booked C.O.#7 5-20-83
REMOVE & RE-INSTALL APPROX. 15 HEADS DAMAGED CEILING AREA 6" BASEMENT (2-4-83)	148.00	
		TOTAL 475.00



WORSHAM SPRINKLER CO., INC.

1355 SOUTH PARK DRIVE, P.O. BOX 525 • KERNERSVILLE, NORTH CAROLINA 27284 • PHONE (919) 996-4191

March 8, 1983

Cardinal Contracting Company, Inc.
P.O. Box 8408
Camp Lejeune, NC 28542

Attention: John Eckhart

Re: Automatic Sprinklers
Naval Regional Medical Center
Camp Lejeune, NC

Gentlemen:

With reference to our telephone conversation today, we wish to confirm the following:

As we had completed our portion of work at this project, we requested payment of retainage. You stated that Cardinal had no problems with WSC and that payment would be forthcoming. (Invoices 10006-20 and 10006-20A for final billing and retainage have been submitted.)

We requested that the following change orders be processed and sent to us as soon as possible.


1. 2-4-83 Added heads in Sterilizer room	\$ 327.00
2. 2-4-83 Removed and reinstalled heads in Basement Area G	148.00
3. 1-27-83 Fire Pump testing problems	<u>3,799.57</u>
Total	\$4,274.57

We will submit a revised final billing once we have these approved change orders.


We appreciate your cooperation.

Sincerely,

WORSHAM SPRINKLER COMPANY, INC.


W. D. McRorie

WDM/lld



WORSTAM SPRINKLER CO., I.C.

TELEPHONE INFORMATION LOG

JOB NO. 10000

DATE 3-8-83

TIME CALLED _____

JOB NAME Camp LeJeune Med. Ctr.

PERSON CALLED (Out going) John Eckhart

PERSON CALLING (Incoming) _____

COMPANY Cardinal

SUBJECT OF CONVERSATION payments and reduction of
our retainage

Bill for all 100's

→ Show C.O.'s outstanding

Change orders for work performed
Dated 2-4-83

(4) Heads Sterilizer Room	327 ⁰⁰	Approved by Navy in mail between Cardinal Offices, will be sent to us soon
Renise & re-install 15 heads AREA 6, BSMT.	148 ⁰⁰	
	<u>\$475⁰⁰</u>	


Write John letter

No response to prop quote

Please advise of current status etc

Ref. Cardinal Str. 2-28-83 backcharge for access panels
Our subcontract page 7 item 37 states our work per 15514 and 15516
access panels as in section 05500 pg 7 Metal Fabrications Section

BY _____



WORSHAM SPRINKLER CO., INC.

1355 SOUTH PARK DRIVE, P. O. BOX 525 • KERNERSVILLE, NORTH CAROLINA 27284 • PHONE (919) 996-4191

January 27, 1983

Cardinal Contracting Company
P. O. Box 8408
Camp Lejeune, NC 28542

C.O. Pump

Attention: John Eckhart

Re: Naval Regional Medical Center
Camp Lejeune, NC

Gentlemen:

Regarding our letter of October 19, 1982, (copy attached) concerning the problems we encountered while performing our fire pump test, we have now received the pump vendor's cost and are able to compile all the additional costs to us as a result of the improper flushing and testing of the underground fire lines.

WSC field labor to dismantle the pump underground lead-in piping, clean out piping, re-assemble, dismantle and re-assemble the fire pump several times to rid the equipment of foreign objects,

80 hours @ 20.48	\$ 1,638.40
Per diem expenses	<u>250.00</u>
WSC FIELD TOTAL	\$ 1,888.40

Leco, Inc., the fire pump vendor, had a workman at the jobsite for four days rather than the normal one-day test trip because of the problem with the underground lines. They personally carried the pump from Camp Lejeune to the pump manufacturer in Toccoa, GA, on Saturday to have the damaged impeller replaced.


Leco, Inc. field labor assistance, impeller replacement, trip to pump manufacturer (See attached invoice),

\$ 1,561.49

We have elected not to charge Cardinal the \$303.25 for Leco's travel to Georgia. WSC will pay this cost because we scheduled the fire pump test without allowing adequate time for possible problems.

\$ (303.25)

Total Material & Labor	\$ 3,146.64
15% Overhead	\$ 472.00
5% Profit	<u>\$ 180.93</u>
TOTAL CHARGE TO CARDINAL	\$ 3,799.57



Cardinal Contracting Company

January 27, 1983

Page 2

Our labor costs include social security, fringes and taxes.


Please forward your change order at your earliest convenience for this additional work. If you have any questions, please do not hesitate to contact us.

Sincerely,

WORSHAM SPRINKLER COMPANY, INC.


W. D. McRorie

WDM/lld
attachments



LECO INC.
P. O. Box 2908
HICKORY, NC 28601

INVOICE

No 1161

(704) 322-9456


TO Worsham Sprinkler Company
PO Box 525
Kernersville, NC 27284

INVOICE DATE December 17, 1982	SALESMAN L. Clark
SHIP TO Field Test	
Electric Fire Pump	
Camp Lejeune, NC	

YOUR ORDER NO.	DATE SHIPPED	SHIPPED VIA	F.O.B. POINT	TERMS	
		L. Clark			
QUANTITY	DESCRIPTION		UNIT PRICE		TOTAL
1	Fire Pump Impeller for electric pump		956	00	956 00
	4% sales tax				38 24
	Field Labor assisting Worsham Sprinkler Company				
	Dismantle and assemble pump five times due to debris				
	in unit	October 6th & 7th	16	50	264 00
	Trip to Patterson Pump Toccoa, GA for factory impeller				
	replacement on Oct 9th 395 miles @ .35 = 138.25				
	10 hrs @16.50 = 165.00 Trip Total				303 25
	TOTAL				\$ 1,561 49

DUPLICATE

Thank You



WORSHAM SPRINKLER CO., INC.

1355 SOUTH PARK DRIVE, P.O. BOX 525 • KERNERSVILLE, NORTH CAROLINA 27284 • PHONE (919) 996-4191

October 19, 1982

cmf

Cardinal Contracting Company
P. O. Box 8408
Camp Lejeune, NC 28542

Attention: Ben Wyatt

Re: Fire Protection
Naval Regional Medical Center
Camp Lejeune, NC

Dear Mr. Wyatt:


With reference to the problems encountered when we tested the fire pumps at this project, we have the following comments.

We attempted to perform the preliminary pump test on October 6, 1982. Soon after we started the electric pump, foreign objects began entering the pump. The pump was dismantled, cleaned out, and run again on several occasions, but the foreign objects continued to enter. As a result of the attempt to test the pump, the pump impeller was damaged by the rocks, chicken bones, and other foreign objects that were left in the incoming underground fire line.

Obviously the underground lines had not been flushed per the specifications' requirements. The pump manufacturer has determined that the damage to the pump was caused by the foreign objects left in the line. As soon as costs are received from the manufacturer, Worsham will bill for the added cost this has created.

With reference to your letter dated October 11, 1982, and attached Dept. of the Navy letter dated October 8, 1982, the items in the Navy's list (with the exception of Item 1) did not prevent our concluding the preliminary test. Further, it is not standard practice to place in-line filters ahead of the pump, nor was it specified on this job. The only cases we know of where filters are needed are those where the pumps take direct suction from an open-top reservoir. Also, the Navy allowed and witnessed the preliminary test without concern or objection to the minor incomplete items.

As a matter of information, the pump test did go smoothly on October 18, 1982, and the pumps were left where they could be put in service at any time. All items mentioned in the October 8 list that were our responsibility are complete except for the coupling guards and caulking which will be done after the formal test as required.



Cardinal Contracting Company

October 19, 1982

Page 2

We request that the formal test be scheduled through the Contracting Officer, per specifications 15516-7, for November 1, 1982, at 10:00 a.m.


We appreciate your cooperation.

Sincerely,

WORSHAM SPRINKLER COMPANY, INC.

W.D. McRorie
W. D. McRorie

WDM/ld



INVOICE

No 1161

LECO INC.
P. O. Box 2908
HICKORY, NC 28601

(704) 322-9456


TO Worsham Sprinkler Company
PO Box 525
Kernersville, NC 27284

INVOICE DATE December 17, 1982	SALESMAN L. Clark
SHIP TO Field Test ¹	
Electric Fire Pump	
Camp Lejeune, NC	

YOUR ORDER NO.	DATE SHIPPED	SHIPPED VIA	F.O.B. POINT	TERMS	
		L. Clark			
QUANTITY	DESCRIPTION			UNIT PRICE	TOTAL
1	Fire Pump Impeller for electric pump			956 00	956 00
	4% sales tax				38 24
	Field Labor assisting Worsham Sprinkler Company				
	Dismantle and assemble pump five times due to debris				
	in unit	October 6th & 7th	16 hours	16 50	264 00
	Trip to Patterson Pump Toccoa, GA for factory impeller				
	replacement on Oct 9th 395 miles @ .35 = 138.25				
	10 hrs @16.50 = 165.00	Trip Total			303 25
	TOTAL				\$ 1,561 49

ORIGINAL

Thank You



Justie type below on another typewriter

Typewriter tab stops

Fold at () to fit #771 DU-O-VUE Envelope.

LECO INC.
P. O. Box 2908
HICKORY, NC 28601

INVOICE

No 1161

(704) 322-9456

TO *Worsham Sprinkler Co.*
P.O. Box 525
Kenneshaw NC

INVOICE DATE <i>DEC 17th 1982</i>	SALESMAN <i>L. CLARK</i>
SHIP TO <i>Field Test</i> <i>Electric Fire Pump</i> <i>Camp Le June N.C.</i>	


YOUR ORDER NO.	DATE SHIPPED	SHIPPED VIA	F.O.B. POINT	TERMS	
XXXX		<i>L. CLARK</i>	<i>Toccoa Georgia</i>	UNIT PRICE	TOTAL
QUANTITY	DESCRIPTION				
<i>1</i>	<i>FIRE PUMP IMPELLER FOR ELECTRIC PUMP</i>			<i>956 00</i>	<i>956 00</i>
	<i>4% SALES TAX</i>				<i>38 24</i>
	<i>FIELD LABOR ASSISTING WORSHAM SPRINKLER CO. DISMANTLE & ASSEMBLE PUMP APPROX. (5) TIMES DUE TO DEGREE INSIDE UNIT ON OCT 6th & 7th</i>				
	<i>16 HRS @ 16 50</i>				<i>264 00</i>
	<i>TRIP TO PATTERSON PUMP TOCCOA GA. FOR FACTORY IMPELLER REPLACEMENT ON OCT 9th 375 MILES @ 35 MILE = 138.25 PLUS 10 HRS @ 16 50 = 165 00 TRIP TOTAL</i>				<i>303 25</i>
					<i>1561.49</i>

ORIGINAL

Thank You

TOTAL

1561.49



WORSHAM SPRINKLER CO., INC.

1355 SOUTH PARK DRIVE, P.O. BOX 525 • KERNERSVILLE, NORTH CAROLINA 27284 • PHONE (919) 996-4191

October 19, 1982

cmf

Cardinal Contracting Company
P. O. Box 8408
Camp Lejeune, NC 28542

Attention: Ben Wyatt

Re: Fire Protection
Naval Regional Medical Center
Camp Lejeune, NC

Dear Mr. Wyatt:


With reference to the problems encountered when we tested the fire pumps at this project, we have the following comments.

We attempted to perform the preliminary pump test on October 6, 1982. Soon after we started the electric pump, foreign objects began entering the pump. The pump was dismantled, cleaned out, and run again on several occasions, but the foreign objects continued to enter. As a result of the attempt to test the pump, the pump impeller was damaged by the rocks, chicken bones, and other foreign objects that were left in the incoming underground fire line.

Obviously the underground lines had not been flushed per the specifications' requirements. The pump manufacturer has determined that the damage to the pump was caused by the foreign objects left in the line. As soon as costs are received from the manufacturer, Worsham will bill for the added cost this has created.

With reference to your letter dated October 11, 1982, and attached Dept. of the Navy letter dated October 8, 1982, the items in the Navy's list (with the exception of Item 1) did not prevent our concluding the preliminary test. Further, it is not standard practice to place in-line filters ahead of the pump, nor was it specified on this job. The only cases we know of where filters are needed are those where the pumps take direct suction from an open-top reservoir. Also, the Navy allowed and witnessed the preliminary test without concern or objection to the minor incomplete items.

As a matter of information, the pump test did go smoothly on October 18, 1982, and the pumps were left where they could be put in service at any time. All items mentioned in the October 8 list that were our responsibility are complete except for the coupling guards and caulking which will be done after the formal test as required.



Cont

Cardinal Contracting Company

October 19, 1982

Page 2

We request that the formal test be scheduled through the Contracting Officer, per specifications 15516-7, for November 1, 1982, at 10:00 a.m.


We appreciate your cooperation.

Sincerely,

WORSHAM SPRINKLER COMPANY, INC.

W.D. McRorie
W. D. McRorie

WDM/lid





Contracting Co., Inc.

1137 WASHINGTON STREET • SUITE 502
COLUMBIA, SC 29201 • 803 - 254-9064

PLEASE ADDRESS REPLY TO:

P. O. BOX 8408
CAMP LEJEUNE, N.C. 28542

October 11, 1982

Worsham Sprinkler Company, Inc.
PO Box 525
Kernersville, NC 27284

Attention: Bill McRorie

RE: 205 Bed Hospital
Naval Regional Medical Center
Camp Lejeune, North Carolina
Contract Number N62470-77-C-7526

SUBJ: Completion of Fire Protection System

Gentlemen:

October 8, 1982, a preliminary operational test of fire pump system was conducted. At 11:00 A.M. the test was cancelled caused by debris in lines. Subsequent tests failed for various reasons.

To reschedule the acceptance test, the Government must insist the attached list of items be completed (as a minimum) prior to arranging for an acceptance test.

In speaking with the ROICC he feels Worsham was not ready for the test October 8, 1982. Furthermore, in checking with other people, I find it is standard practice to place in line filters ahead of the pumps on initial check out to prevent debris from entering the pump.

Please expedite the completion of these items so you can set up the acceptance test for the ROICC.

Very truly yours,

CARDINAL CONTRACTING COMPANY, INC.

B. A. Wyatt
B. A. Wyatt
Project Manager


OCT 13 1982

BYE 10-13
B.M. Met with
me ASAP on this

BAW:em

Attachment

cc: Columbia Office
Dallas Office
Worsham Sprinkler - Field Office





DEPARTMENT OF THE NAVY
 RESIDENT OFFICER IN CHARGE OF CONSTRUCTION
 NAVAL REGIONAL MEDICAL CENTER
 FIELD OFFICE
 CAMP LEJEUNE, NC 28542

TELEPHONE NO.
 919-353-3455
 IN REPLY REFER TO
 JR:jj
 N62470-77-C-7526
 8 October 1982

Cardinal Contracting Company, Inc.
 Post Office Box 8408
 Camp Lejeune, North Carolina 28542

RE: Contract N62470-77-C-7526, 205 Bed
 Hospital, Naval Regional Medical
 Center, Camp Lejeune, North Carolina

SUBJ: Fire Pumps

Gentlemen:


On October 8, 1982, a preliminary operational test of the fire pump system was conducted in the presence of your CQC Representative. At approximately 11:00 A.M. the test was canceled because of pump impeller damage caused by debris in the water lines. Only the electric fire pump impeller was checked. It appears that the impeller was damaged by rocks, wood, plastic, and chicken bones. Damage was sufficient to cause the fire pump to fail achieving its rated capacity.

In order to reschedule the acceptance test, the Government must insist that as a minimum, the following items be completed prior to arranging for an acceptance test witnessed by the Government:

- OTHERS 1. Certification of system flushing in accordance with NFPA-13.
- ✓ 2. Exhaust line penetrations through roof needs to be sealed.
- ✓ 3. All temporary pipe supports replaced with permanent supports.
- OTHERS 4. System painting completed.
- 5. Coupling guards installed.
- 6. Fuel oil tank must be vented outside.
- 7. Packing gland drains installed.
- * 8. Operating instructions posted.
- 9. Diesel exhaust muffler properly hung.
- 10. Pump room cleaned out.
- 11. All wall sleeves packed.
- 12. Pump controller sensing line orifices installed.
- 13. Equipment labeled.
- * 14. Satisfactory completion of all CQC witnessed field test.

1-8" HR
 6-1/2" EHS

The above items do not constitute a punch list, but rather are intended as a minimum installation requirement prior to Government inspection.



N62470-77-C-7526
8 October 1982


✓ It is requested that the Resident Officer in Charge of Construction, Naval Regional Medical Center be notified as to necessary corrective action that will be taken to repair the damaged fire pump, and what steps will be taken to prevent their reoccurrence within ten (10) days of receipt of this letter.

Sincerely,

R D Coley

R. D. COLEY
Assistant Resident Officer in Charge of
Construction

Copy to:
LANTDIV (Code 05)



Camp Lejeune


9.1 Sprinkler Systems in Unfinished Areas: Unfinished areas are defined as attic spaces, spaces above suspended ceilings, crawl spaces, pipe chases, and spaces where walls or ceilings are not painted or not constructed of a prefinished material. Primed surfaces shall receive one coat of red enamel conforming to TT-E-489 applied to a total dry film thickness of one mil.

9.2 Sprinkler Systems in All Other Areas: Primed surfaces shall receive two coats of paint to match adjacent surfaces, except valves and operating accessories shall receive one coat of red enamel conforming to TT-E-489 applied to a total dry film thickness of one mil. Piping shall be provided with 2 inch wide red bands spaced at maximum of 20 feet intervals throughout the piping systems. Red bands shall be red enamel or self adhering red plastic tape.

10. ELECTRICAL WORK: Electrical work is specified in the Section entitled "Interior Wiring Systems", except for control and fire alarm wiring. Fire alarm system is specified in Section entitled "Manual and Automatic Fire Alarm System".


11. FIELD TESTING AND FLUSHING: Field tests to determine conformance with the specified requirements shall be performed in the presence of the Contractor's Quality Control Representative. Each system shall be hydrostatically tested at 200 psig for a period of 2 hours, and underground piping shall be flushed in accordance with NFPA 13. Alarms and other devices shall be tested, the water flow alarms being tested by flowing water through the inspector's test connection. When hydrostatic and alarm tests have been completed and all necessary corrections made, the Contractor shall submit to the Contracting Officer a signed and dated certificate, similar to that specified in NFPA 13, with a request for a formal inspection by the Contracting Officer. The Atlantic Division, Naval Facilities Engineering Command, Fire protection Engineer shall be notified by the Resident Officer in Charge of Construction and shall witness all tests and approve all systems before they are accepted. The request for formal inspection shall be submitted at least five working days prior to the date the inspection is to take place. A competent representative of the sprinkler installer shall be present during the inspection. At this inspection, any or all of the required tests shall be repeated as directed by the Contracting officer. All defects shall be corrected by the Contractor at his own expense and additional tests made until it has been demonstrated that the systems comply with all contract requirements. All appliances and equipment for testing shall be furnished by the Contractor and all expenses, in connection with the tests, shall be defrayed by him. Water for testing will be furnished by the Government.


*Write individual letter ---END--- last, once accepted, etc.
Press name on letter.
Who is inspector
P. J. [unclear]
[unclear]*



17. FIELD TESTING to determine conformance with the specified requirements shall be performed in the presence of the Contractor Quality Control representative. Upon completion and before final acceptance of the work, each system shall be tested to demonstrate conformance with the contract requirements. Pumps, drivers, controllers and associated equipment shall be tested in accordance with NFPA 20. When tests have been completed and all connections made, the Contractor shall submit to the Contracting Officer a signed and dated request for a formal inspection by the Contracting Officer. The Atlantic Division, Naval Facilities Engineering Command, Fire Protection Engineer shall be notified by the Resident Officer in Charge of Construction and shall witness all tests and approve all systems before they are accepted. The request for formal inspection shall be submitted at least five working days prior to the date the inspection is to take place. A competent representative of the fire pump installer shall be present during the inspection. At this inspection, any or all of the required tests shall be repeated as directed by the Contracting Officer. All defects shall be corrected by the Contractor at his own expense and additional tests made until it has been demonstrated that the systems comply with all contract documents. All appliances and equipment for testing shall be furnished by the Contractor and all expenses, in connection with the tests, shall be defrayed by him. Water for testing will be furnished by the Government.

---END---





October 29, 1982

Worsham Sprinkler Company, Inc.
Post Office Box 525
Kernersville, N.C. 27284

Re: 205 Bed Hospital
Naval Regional Medical Center
Camp Lejeune, North Carolina
Contract Number N62470-77-C-7526

Subject: Fire Pump

Gentlement

Attached letter from the Deputy Resident Officer in Charge of Construction is self explanatory.

Please make the corrections outlined in the Resident Officer in Charge of Construction letter of October 8, 1982 and so advise this office when completed and you are ready for final test.

Time is of essence. Please expedite.


Very truly yours,

B.A. Wyatt
Project Manager

BAW:cbc

Attachment

cc: Columbia Office
Dallas Office





DEPARTMENT OF THE NAVY
RESIDENT OFFICER IN CHARGE OF CONSTRUCTION
NAVAL REGIONAL MEDICAL CENTER
FIELD OFFICE
CAMP LEJEUNE, NC 28542

TELEPHONE NO.
919-353-3455
IN REPLY REFER TO.
JR:jj
N62470-77-C-7526

OCT 27 1982

Cardinal Contracting Company, Inc.
Post Office Box 8408
Camp Lejeune, North Carolina 28542

RE: Contract N62470-77-C-7526, 205 Bed
Hospital, Naval Regional Medical
Center, Camp Lejeune, North Carolina


SUBJ: Fire Pumps

Gentlemen:


Your letter of October 21, 1982 regarding fire pumps and sprinklers is acknowledged.

The Resident Officer in Charge of Construction, Naval Regional Medical Center does not agree that final system testing can be scheduled at this time. Please refer to ROICC, NRMC ltr dtd October 8, 1982 which identified multiple discrepancies that must be corrected prior to conducting acceptance test. At such time that these discrepancies are corrected, please submit your request for final acceptance testing.

Sincerely,


R. J. DEGON
CDR, CEC, USN
Deputy

Copy to:
LANTDIV (Code 05)





SEP - 3 1982

PLEASE ADDRESS REPLY TO:
Post Office Box 8408
Camp Lejeune, North Carolina 28542

August 31, 1982

Worsham Sprinkler Company, Inc.
PO Box 525
Kernersville, NC 27284

File 9.3
T.F. Review and
Place in Contract
file -
FILE

Attention:

RE: 205 Bed Hospital
Naval Regional Medical Center
Camp Lejeune, North Carolina
Contract Number N62470-77-C-7526

SUBJ: Change Order Recap

Gentlemen:

Enclosed you will find Change Order Recap for all proposals that are executed Change Orders as of August 31, 1982.

Please incorporate all applicable information into your work as these proposals are now contract documents.

You are responsible for making all corrections and/or revisions that affect your work. It is the responsibility of the subcontractors involved in each change to coordinate their work with the contract requirements and other trades that may be affected.

Should you have any questions, or comments, please advise.

Very truly yours,


CARDINAL CONTRACTING COMPANY, INC.

John Eckhart
John Eckhart
Project Engineer


JE:em

Enclosure as Noted


cc: Columbia Office
Dallas Office




<u>CHANGE ORDER NUMBER</u>	<u>PROPOSAL NUMBER</u>	<u>RFP or NCC NUMBER</u>	<u>DESCRIPTION</u>
1	P - 6	RFP - 3	Electrical Modification
1	P - 7	RFP - 5	Relocate Electrical Outlets
1	P - 11	RFP - 10	Access Road to Voltage Regulator
1	P - 12	RFP - 12	Electrical Modification
1	P - 19	RFP - 19	Electrical Modification
1	P - 24	RFP - 22	Delete Headwall and Change Swale on A Street
1	P - 25	RFP - 23	Pedestal Splice Between Communication Manholes
1	P - 28	RFP - 25	Add Electrical Switch to Room E 109A
1	P - 33	RFP - 28	Delete Clearing at Helipad
1	P - 34	RFP - 29	Change Diameter of Manhole #47 from 4' to 6'
2	P - 2	NCC - 1	Grade Change at Helipad
2	P - 3	NCC - 2	Grade Change at Public Works Building
2		NCC - 3	Revised Test Pile Locations
2	P - 16	NCC - 4	Change Swale at Brewster Boulevard
2		NCC - 5	Electrical Modification
2		NCC - 6	Revised Pole Caps
2		NCC - 7	Modify Superelevation on A Street
2		NCC - 8	Smoke Damper Redesignation
2		NCC - 9	Electrical Selector Switches
2		NCC - 10	Modify Vacuum Cleaning System
3	P - 10	RFP - 9	Remove and Replace Unsuitable Material on C Street
4	P - 31	RFP - 8	Electrical Revision at Main Switch Station
5	P - 4	RFP - 2	Add Water Proofing
5	P - 14	RFP - 13	Add Column H-26 to Column Schedule
6	P - 22	RFP - 21	Thicken Boiler Pad
6	P - 40	RFP - 15	Electrical Modification
6	P - 49	RFP - 41	Revise Pole Location
6	P - 51		Revise Sanitary Sewer Routing Basement
6	P - 58	RFP - 47	Add Load Coils for Underground Telephone
7	P - 15		VECP - Bryant Durham/Starr
8	P - 59	RFP - 48	Pole Line Construction
8	P - 37	RFP - 31	OTO/OPTH Transformer
8	P - 18	RFP - 17	Sterilizer Revision
9	P - 42	RFP - 35	Revise Wall Dimension
9	P - 46	RFP - 39	Change Dimensions
10	P - 82	RFP - 65	Electrical Modification
10	P - 5	RFP - 4	Conduit at Chemical Tank
11	P - 68		Time Extension for Weather
12	P - 30	RFP - 27	Duct Revision
13	P - 55	RFP - 45	Auto Analyzer
13	P - 47	RFP - 40	Delete Communication Manhole
13	P - 102	RFP - 84	Hardware Revision
14	P - 53	RFP - 50	Chase for Conduit
14	P - 85	RFP - 67	Electrical Modification
14	P - 81	NCC - 14	Revise Stair Landing
14	P - 84	RFP - 69	Revise Receptical
15	P - 60	RFP - 49	Plumbing Revision
16	P - 57	RFP - 46	Additional Weld Plates
16	P - 72	RFP - 59	Electrical Revision
18	P - 32	RFP - 32	Waldinger VECP




CHANGE ORDER NUMBER	PROPOSAL NUMBER	RFP OR NCC NUMBER	DESCRIPTION
19	P - 45	RFP - 38	Delete ST -7
19	P - 62	RFP - 42	Revise Feeder E-11
19	P - 97	RFP - 79	Floor Drains
19	P - 90	NCC - 17	Revised Drawings
19	P - 77	RFP - 44	Sanitary Sewer Discrepancies
19	P - 117	RFP - 92	Duplex Receptacles
19	P - 91	RFP - 74	Emergency Selection Panel
19	P - 103	RFP - 83	Gas Cocks
20	P - 134		Time Extension - Adverse Weather
21	P - 83	RFP - 64	Wall Outlets and Vacuum Lines
21	P - 109	RFP - 82	Deaireator Relocation
21	P - 131	RFP - 107	P - 7 Sinks at Column Line 19V
22	P - 66	RFP - 53	Rough-in ST-11
22	P - 73	RFP - 60	Exchange Cafeteria
22	P - 89	RFP - 66	Revise PW Pipe
22	P - 112	RFP - 91	Delete Mechanical Room Ceiling
22	P - 122	RFP - 101	Distribution Switchboard
23	P - 105	RFP - 81	Code Blue Conduit
23	P - 107	RFP - 87	Hardware Change N-147, C-205A, C-206A, C-207A
23	P - 139	RFP - 113	Floor Duct - E-116 & C-148
24	P - 141	RFP - 117	P-10/ P-11 Plumbing
24	P - 152	RFP - 124	Pressure Sensitive Washer WE-7
25	P - 65	RFP - 55	Credit for Bed Pan Washer
25	P - 98	RFP - 75	Architectural and Plumbing Revisions
25	P - 111	RFP - 90	Roof Drains
25	P - 128	RFP - 104	Radio Communication
25	P - 145	RFP - 118	WE-1 and WE-2
25	P - 146	RFP - 119	WE-6
25	P - 154	RFP - 128	M-8600 Warming Cabinet
25	P - 164	RFP - 136	Timer Section 16402
26	P - 70	RFP - 57	Dental Utility Outlet
26	P - 124	RFP - 103	Basement G Plumbing Revision
26	P - 166	RFP - 137	Morgue Drain
27	P - 71	RFP - 58	Pharmacy Window
27	P - 119	RFP - 100	Beam B-154
29	P - 159	RFP - 132	Revised Electrical Receptacles
29	P - 173	RFP - 133	2000 Amp Cable Bus
30	P - 151	RFP - 121	X-Ray Apparatus & Accessories
30	P - 176	RFP - 146	Duplex Receptacle Room M- 113
30	P - 179	RFP - 148	Portable Water Shut-off Valve
31	P - 61	RFP - 51	Wall Thickness at Isolated Power Panel
31	P - 186	RFP - 152	Electric Strip Mold
32	P - 67	RFP - 54	Delete Rough-In for WE-05
32	P - 79	NCC - 13	Dental X-Ray Room W-247
32	P - 20A	RFP - 20	Electrical Circuit Redesignation
32	P - 78	NCC - 15	Finn Tube Installation Modification
32	P - 90	NCC - 17	Revised Drawings
32	P - 99	RFP - 80	Control Circuit Room N-011
32	P - 123	NCC - 18	Floor Clean Out Room N-030A
32	P - 158	NCC - 21	Lighting Circuits




CHANGE ORDER NUMBER	PROPOSAL NUMBER	RFP OR NCC NUMBER	DESCRIPTION
32	P - 160	NCC - 20	Revised Drawings 14-1 and 14-2
32	P - 178	RFP - 147	Toggle Switch Room E-154
32	P - 209	NCC - 11	Metal Frames in Stud Partitions
32	P - 225	NCC - 15	Aluminum Conductor Pigeon
32	P - 93	RFP - 72	Miscellaneous Changes
33	P - 135	RFP - 111	Unsuitable Material
33	P - 143	RFP - 114	Sterilizer Utility
34	P - 13	RFP - 11	Add Wall Reinforcing
34	P - 54	RFP - 43	Pile Length Adjustment
34	P - 140	RFP - 115	Add Canopy Columns
34	P - 150	RFP - 122	Chase Wall Room W-174
34	P - 156	RFP - 130	P-10 Sink Carriers
34	P - 157	RFP - 129	Add Columns Area H
34	P - 88	RFP - 71	Fuel Oil System
35	P - 171	RFP - 141	Partition Intersection
35	P - 172	RFP - 143	Wall Construction
36	P - 181	RFP - 150	Phone Outlets
36	P - 43	RFP - 36	Unsuitable Material
36	P - 212	RFP - 181	Light Fixtures
36	P - 153	RFP - 123	DE-7 Modification
36	P - 87	RFP - 70	Kitchen Cart Wash
36	P - 174	RFP - 144	Atrium FASCIA
36	P - 188	RFP - 161	Telephone Cable
36	P - 189	RFP - 166	Intercom Modification
36	P - 203	RFP - 179	Parapet Coping
37	P - 136	RFP - 110	Unsuitable Material
38	P - 121	RFP - 99	OB/GYN Counter
38	P - 125	RFP - 102	Surgical Light Revision
39	P - 201	RFP - 164	Lower Manhole #14
40	P - 80	RFP - 63	Water Chemistry
40	P - 161	RFP - 135	Bad Material Parking lot #5
40	P - 218	RFP - 187	Delete ME-01 Rooms C-255 & C-257
41	P-138	RFP-77	P-24 Tubs
41	P-137	RFP-112	Fuel Oil Modification
41	P-193	NCC-24	Relocate Projection Screens
41	P-202	NCC-25	Beam Change
41	P-127	RFP-105	Relocate Door S-222
41	P-133	RFP-108	Relocate Door E-160A
41	P-221	RFP-190	Window Head Modification
42	P-118	RFP-98	Patient Room Ceiling Heights
43	P-244		Time Extension (Adverse Weather)
44	P-191	RFP- 196	Signage Hangers
44	P-206	RFP-174	P-36 Hydrants
44	P-211	RFP-180	Bulk Oxygen Modifications
44	P-234	RFP-197	Area Paging
44	P-224	RFP-156	Code Blue
44	P-208	RFP-177	Patient Grounding
44	P-182	RFP-153	Roof Sump Pans
44	P-132	RFP-106	X-Ray Revision
44	P-170	RFP-142	Wall Backing
44	P-195	RFP-168	Diss Outlet
44	P-168	RFP-131	Medical Gas




<u>CHANGE ORDER NUMBER</u>	<u>PROPOSAL NUMBER</u>	<u>RFP OR NCC NUMBER</u>	<u>DESCRIPTION</u>
44	P-162	RFP-134	OR Air Distribution
44	P-185	RFP-155	Film Dispenser
44	P-175	RFP-145	Trans 148-2A
44	P-199	RFP-171	ICU/CCU Walls
44	P-198	RFP-170	Type H Window
44	P-184	RFP-167	TWC-106
44	P-190	RFP-162	P-19 Sink
44	P-230	RFP-194	Roof Drains
44	P-163		Lift Station Brick
44	P-75	RFP-56	Mis. Changes
44	P-204	RFP-175	Storage Trailer
45	P-217	RFP-185	Delete Manhole
46	P-120		Pioneer VECP
47	P-255	RFP-213	Provide Furring
47	P-205	RFP-172	Add Beam
47	P-207	RFP-173	Relocate Door
47	P-223	NCC-28	Door S223 and 223 A
47	P-231	NCC-29	Lightweight Roof Fill
47	P-236	NCC-30	Brick Joints
47	P-240	NCC-31	Color of V.A.T.
47	P-222	NCC-32	NEMA 14-30R
47	P-246	NCC-33	P-00032
47	P-92	NCC-34	Sleeve Drawings
47	P-216	NCC-35	Door Designation W-157
47	P-249	NCC-36	Item BA-9 and BA-28 in Rooms W142 and W-143
47	P-253	NCC-37	Room N-441 Ceiling
47	P-214	NCC-38	Radio Frequency Shielding
47	P-250	NCC-39	Relocate Windows in Rooms W-148A and W-148B
48	P-177	RFP-139	X-Ray Apparatus
49	P-261	RFP-219	Fire Cabinets
51	P-197	RFP-116	G & H Plum VECP
52	P-196	RFP-169	Bond Breaker
52	P-232	RFP-195	AW-24
52	P-252	RFP-211	Telephone Closets
52	P-275	RFP-231	Corner and Bumper Guards
52	P-259	RFP-216	X-Ray Room
52	P-260	RFP-218	Room W-179
52	P-266	RFP-222	C-285
52	P-270	RFP-226	Electrical Service
52	P-227	RFP-193	Delete Equipment
52	P-262	RFP-217	HouseKeeping Pads
52	P-251	RFP-209	Doors
53	P-110	RFP-88	Detention Screens
54	P-115	RFP-93	Collection Area Re-design
55	P-38	RFP-33	Fin Tube
55	P-248	RFP-203	Plumbing Fixtures
55	P-286	RFP-238	P-6 Sink
55	P-263	RFP-220	Exhaust Duct
56	P-279	RFP-240	Waldinger- VECP
57	P-213	RFP-188	EMCS
59	P-280	RFP-205	Potable Water
59	P-273	RFP-225	Electrical Service
59	P-297	RFP-249	Light Fixtures
59	P-281	RFP-235	Lightning Protection
59	P-277	RFP-232	Labor Room Conduit
59	P-278	RFP-233	Elevator Shaft Lighting




<u>CHANGE ORDER NUMBER</u>	<u>PROPOSAL NUMBER</u>	<u>RFP or NCC NUMBER</u>	<u>DESCRIPTION</u>
61	P-220	RFP-192	Vinyl Floor
62	P-243	RFP-201	Fire Walls
62	P-183	RFP-154	Ductwork Revision
63	P-149	RFP-120	Interior Signage
63	P-254	RFP-213	Darkroom Equipment
65	P-256	RFP-214	Wall Wash
65	P-308	RFP-255	Wet Well
65	P-305	RFP-239	Light Fixtures
65	P-306	RFP-258	Nurse Call
65	P-235	RFP-198	Data Translator
65	P-285	RFP-237	Casework
65	P-292	RFP-244	Broad Band
66	P-116	RFP-95	Automatic Door
66	P-238	RFP-200	Expansion Joints
66	P-294	RFP-243	Fuel Tanks
66	P-298	RFP-248	Window Supports
66	P-314	NCC-42	High Volume Cable
66	P-309	NCC-43	Stud Heights
66	P-312	NCC-44	Glass Thickness
66	P-320	NCC-45	Penthouse Drains
66	P-274	NCC-46	Wall W-256
66	P-301	RFP-251	Fuel Tank Access
66	P-332	NCC-48	Elevator Machine Slabs
67	P-291	RFP-245	Ambulance Dispatch
67	P-313	RFP-259	Nurse Call Conduit
70	P-340	RFP-282	Dock Leveler
70	P-330	RFP-274	Roller Rail Backing
70	P-296	RFP-247	Corridor C-150
70	P-247	RFP-206	Drawing A 10-16
70	P-318	RFP-266	Wall Reinforcement
70	P-289	RFP-241	Roof Vents
73	P-341	RFP-282	Concealed Closures
74	P-355	RFP-295	Increase wall thickness
74	P-307	RFP-257	Control Counters
75	P-328	RFP-275	Roof Expansion Joints
75	P-373	NCC-49	Fire Hydrant Identification
75	P-347	NCC-51	Sign Relocation
75	P-364	NCC-49A	Wood Door Trim
75	P-349	RFP-290	Elevator #9 and OB/GYN Revision
71	P-304	RFP-256	Mixing Box Dampers
71	P-323	RFP-269	Telephone Closets
71	P-302	RFP-253	Revise AW 77 and 79
71	P-303	RFP-254	Access Panels
72	P-106	RFP-85	Dental Oral Evacuation
76	P-288	RFP-229	Casework Related Changes
77	P-338	RFP-283	Future Connection
77	P-344	RFP-286	Deionized Water
77	P-348	RFP-289	Housekeeping Pads
77	P-367	RFP-307	Chemical Tank
77	P-329	RFP-273	Humidifier Relocation
77	P-310	RFP-261	P-7 Sink
77	P-360	RFP-301	Delete AW 1 and 2
77	P-325	RFP-268	Cysto #1
78	P-335	RFP-265	Cart Wash Pit
78	P-327	RFP-271	Chemical Feeder
78	P-339	RFP-281	Deionized Water



CHANGE ORDER NUMBER	PROPOSAL NUMBER	RFP OR NCC NUMBER	DESCRIPTION
79	P-326	RFP-270	Cysto Area
79	P-300	RFP-252	Light Level Sensor
79	P-293	RFP-246	Plastic Laminate Doors
79	P-346	RFP-288	Shut Off Valves
79	P-357	RFP-298	Government Furnished Sterilizer
79	P-365	RFP-304	ST-8 Sterilizer
81	P-352	RFP-293	Cartwash ST-2
68	P-287	RFP-242	Viscosity Control
68	P-311	RFP-260	Steam Trap
68	P-316	RFP-262	Expansion Tank
68	P-219	RFP-189	Type B Window
68	P-276	RFP-230	Revised Elevation
64	P-241	RFP-202	Rolling Steel Doors
64	P-272	RFP-228	Fire Dampers
64	P-284	RFP-236	Auto Analyzer
64	P-271	RFP-227	Fire Pump Pad
64	P-299	RFP-250	Wall Opening
64	P-317	RFP-264	Expansion Joint
82	P-363	RFP-303	Cooling Tower Circuit
82	P-361	RFP-302	Telemetry Monitoring
82	P-358	RFP-300	Blood Bank
82	P-343	RFP-280	Miscellaneous Changes
83	P-336	RFP-278	Stairs 12 and 13
83	P-334	RFP-276	Smoke Doors
83	P-321	RFP-267	Floor Finish
83	P-351	RFP-291	Control Panel
83	P-282	RFP-234	Sprinkler Heads
83	P-337	RFP-279	Dental Outlet
60	P-215	RFP-184	Medical Gas Revision
69	P-265	RFP-215	Dark Room Equipment
84	P-368	RFP -308	Delete DE-3 and DE-4
84	P-382	RFP-318	Roof Flashing
84	P-305	RFP-305	X-Ray Isolation
80	P-331	RFP-272	Stairwell Drains
80	P-354	RFP-294	Water Softener
80	P-353	RFP-296	Pressure Guage
85	P-390	RFP-325	Roof Drain Leaders
85	P-381	RFP-317	SUpport for Metal Siding
91	P-239	RFP-160	Smoke Detection
91	P-169	RFP-140	Area Paging
91	P-180	RFP-149	Intrusion Detection
91	P-228	RFP-157	Boiler Monitoring
91	P-229	RFP-159	Facilities Monitoring
91	P-258	RFP-138	Temperature Control
88	P-397		EMCS License Agreement
89	P-376	RFP-328	Relief Valves
90	P-396	RFP-330	Delete ST-4
86	P-333	RFP-277	Millwork Sill Grille
92	P-63	RFP-52	Stairwell Brick
93	P-113	RFP-94	Unsuitable Fill
94	P-393	RFP-327	Lavatory ICU/CCU
94	P-394	RFP-329	Interior Signage
94	P-380	RFP-324	Supply Fan
94	P-369	RFP-309	Vacuum Breaker
94	P-359	RFP-299	Strom Drain Sump
94	P-377	RFP-315	Strom Drain Manhole
95	P-392	RFP-326	Dental Lab



<u>CHANGE ORDER NUMBER</u>	<u>PROPOSAL NUMBER</u>	<u>RFP or NCC NUMBER</u>	<u>DESCRIPTION</u>
96	P-378	RFP-316	TuB Walls
97	P-379	RFP-306	Interior Signage
87	P-372	RFP-311	Warehouses
99	P-400	RFP-332	Mirror, E-102
98	P-370	RFP-310	Condensor Line
98	P-387	RFP-319	Circuit to Fire Pump
98	P-386	RFP-320	Soffits at Auto Doors
101	P-388	RFP-321	Continuous Blowdown
101	P-391	RFP-323	Caulking
101	P-342	RFP-285	Dampproofing
101	P-389	RFP-322	Expansion Joints
100	P-356	RFP-297	Refine AW 77 and 79
102	P-384	RFP-313	Ductwork in Cysto
104	P-405	RFP-333	Miscellaneous Changes
103	P-402	RFP-331	Sprinkler Heads





CARDINAL

Contracting Co., Inc.

1137 WASHINGTON STREET ■ SUITE 502
COLUMBIA, SC 29201 ■ 803 - 254-9064

PLEASE ADDRESS REPLY TO:
PO Box 8408
Camp Lejeune, North Carolina 28542

July 30, 1982

Worsham Sprinkler Company, Inc.
P O Box 525
Kernersville, NC 27284

Attention: Tommy Forshee

RE: 205 Bed Hospital
Naval Regional Medical Center
Camp Lejeune, North Carolina
Contract Number N62470-77-C-7526

SUBJ: Change Order Recap

Gentlemen:

Enclosed you will find Change Order Recap for all proposals that are executed Change Orders as of July 30, 1982.

Please incorporate all applicable information into your work as these proposals are now contract documents.

You are responsible for making all corrections and/or revisions that affect your work. It is the responsibility of the subcontractors involved in each change to coordinate their work with the contract requirements and other trades that may be affected.

Should you have any questions or comments, please advise.

Very truly yours,


John Eckhart
CARDINAL CONTRACTING COMPANY, INC.
John Eckhart
Project Engineer

AUG 2 1982	
<i>T.T. Rouse</i>	
<i>and put in</i>	
<i>C.O. file</i>	
FILE	


JE:em
Enclosure as Noted

cc: Columbia Office
Dallas Office


<u>CHANGE ORDER NUMBER</u>	<u>PROPOSAL NUMBER</u>	<u>RFP or NCC NUMBER</u>	<u>DESCRIPTION</u>
1	P - 6	RFP - 3	Electrical Modification
1	P - 7	RFP - 5	Relocate Electrical Outlets
1	P - 11	RFP - 10	Access Road to Voltage Regulator
1	P - 12	RFP - 12	Electrical Modification
1	P - 19	RFP - 19	Electrical Modification
1	P - 24	RFP - 22	Delete Headwall and Change Swale on A Street
1	P - 25	RFP - 23	Pedestal Splice Between Communication Manholes
1	P - 28	RFP - 25	Add Electrical Switch to Room E 109A
1	P - 33	RFP - 28	Delete Clearing at Helipad
1	P - 34	RFP - 29	Change Diameter of Manhole #47 from 4' to 6'
2	P - 2	NCC - 1	Grade Change at Helipad
2	P - 3	NCC - 2	Grade Change at Public Works Building
2		NCC - 3	Revised Test Pile Locations
2	P - 16	NCC - 4	Change Swale at Brewster Boulevard
2		NCC - 5	Electrical Modification
2		NCC - 6	Revised Pile Caps
2		NCC - 7	Modify Superelevation on A Street
2		NCC - 8	Smoke Damper Redesignation
2		NCC - 9	Electrical Selector Switches
2		NCC - 10	Modify Vacuum Cleaning System
3	P - 10	RFP - 9	Remove and Replace Unsuitable Material on C Street
4	P - 31	RFP - 8	Electrical Revision at Main Switch Station
5	P - 4	RFP - 2	Add Water Proofing
5	P - 14	RFP - 13	Add Column H-26 to Column Schedule
6	P - 22	RFP - 21	Thicken Boiler Pad
6	P - 40	RFP - 15	Electrical Modification
6	P - 49	RFP - 41	Revise Pole Location
6	P - 51		Revise Sanitary Sewer Routing Basement
6	P - 58	RFP - 47	Add Load Coils for Underground Telephone
7	P - 15		VECP - Bryant Durham/Starr
8	P - 59	RFP - 48	Pole Line Construction
8	P - 37	RFP - 31	OTO/OPTH Transformer
8	P - 18	RFP - 17	Sterilizer Revision
9	P - 42	RFP - 35	Revise Wall Dimension
9	P - 46	RFP - 39	Change Dimensions
10	P - 82	RFP - 65	Electrical Modification
10	P - 5	RFP - 4	Conduit at Chemical Tank
11	P - 68		Time Extension for Weather
12	P - 30	RFP - 27	Duct Revision
13	P - 55	RFP - 45	Auto Analyzer
13	P - 47	RFP - 40	Delete Communication Manhole
13	P - 102	RFP - 84	Hardware Revision
14	P - 53	RFP - 50	Chase for Conduit
14	P - 85	RFP - 67	Electrical Modification
14	P - 81	NCC - 14	Revise Stair Landing
14	P - 84	RFP - 69	Revise Receptical
15	P - 60	RFP - 49	Plumbing Revision
16	P - 57	RFP - 46	Additional Weld Plates
16	P - 72	RFP - 59	Electrical Revision
18	P - 32	RFP - 32	Waldinger VECP




CHANGE ORDER NUMBER	PROPOSAL NUMBER	RFP OR NCC NUMBER	DESCRIPTION
19	P - 45	RFP - 38	Delete ST -7
19	P - 62	RFP - 42	Revise Feeder E-11
19	P - 97	RFP - 79	Floor Drains
19	P - 90	NCC - 17	Revised Drawings
19	P - 77	RFP - 44	Sanitary Sewer Discrepancies
19	P - 117	RFP - 92	Duplex Receptacles
19	P - 91	RFP - 74	Emergency Selection Panel
19	P - 103	RFP - 83	Gas Cocks
20	P - 134		Time Extension - Adverse Weather
21	P - 83	RFP - 64	Wall Outlets and Vacuum Lines
21	P - 109	RFP - 82	Deaireator Relocation
21	P - 131	RFP - 107	P - 7 Sinks at Column Line 19V
22	P - 66	RFP - 53	Rough-in ST-11
22	P - 73	RFP - 60	Exchange Cafeteria
22	P - 89	RFP - 66	Revise PW Pipe
22	P - 112	RFP - 91	Delete Mechanical Room Ceiling
22	P - 122	RFP - 101	Distribution Switchboard
23	P - 105	RFP - 81	Code Blue Conduit
23	P - 107	RFP - 87	Hardware Change N-147, C-205A, C-206A, C-207A
23	P - 139	RFP - 113	Floor Duct - E-116 & C-148
24	P - 141	RFP - 117	P-10/ P-11 Plumbing
24	P - 152	RFP - 124	Pressure Sensitive Washer WE-7
25	P - 65	RFP - 55	Credit for Bed Pan Washer
25	P - 98	RFP - 75	Architectural and Plumbing Revisions
25	P - 111	RFP - 90	Roof Drains
25	P - 128	RFP - 104	Radio Communication
25	P - 145	RFP - 118	WE-1 and WE-2
25	P - 146	RFP - 119	WE-6
25	P - 154	RFP - 128	M-8600 Warming Cabinet
25	P - 164	RFP - 136	Timer Section 16402
26	P - 70	RFP - 57	Dental Utility Outlet
26	P - 124	RFP - 103	Basement G Plumbing Revision
26	P - 166	RFP - 137	Morgue Drain
27	P - 71	RFP - 58	Pharmacy Window
27	P - 119	RFP - 100	Beam B-154
29	P - 159	RFP - 132	Revised Electrical Receptacles
29	P - 173	RFP - 133	2000 Amp Cable Bus
30	P - 151	RFP - 121	X-Ray Apparatus & Accessories
30	P - 176	RFP - 146	Duplex Receptacle Room M- 113
30	P - 179	RFP - 148	Portable Water Shut-off Valve
31	P - 61	RFP - 51	Wall Thickness at Isolated Power Panel
31	P - 186	RFP - 152	Electric Strip Mold
32	P - 67	RFP - 54	Delete Rough-In for WE-05
32	P - 79	NCC - 13	Dental X-Ray Room W-247
32	P - 20A	RFP - 20	Electrical Circuit Redesignation
32	P - 78	NCC - 15	Finn Tube Installation Modification
32	P - 90	NCC - 17	Revised Drawings
32	P - 99	RFP - 80	Control Circuit Room N-011
32	P - 123	NCC - 18	Floor Clean Out Room N-030A
32	P - 158	NCC - 21	Lighting Circuits




CHANGE ORDER NUMBER	PROPOSAL NUMBER	RFP OR NCC NUMBER	DESCRIPTION
32	P - 160	NCC - 20	Revised Drawings 14-1 and 14-2
32	P - 178	RFP - 147	Toggle Switch Room E-154
32	P - 209	NCC - 11	Metal Frames in Stud Partitions
32	P - 225	NCC - 15	Aluminum Conductor Pigeon
32	P - 93	RFP - 72	Miscellaneous Changes
33	P - 135	RFP - 111	Unsuitable Material
33	P - 143	RFP - 114	Sterilizer Utility
34	P - 13	RFP - 11	Add Wall Reinforcing
34	P - 54	RFP - 43	Pile Length Adjustment
34	P - 140	RFP - 115	Add Canopy Columns
34	P - 150	RFP - 122	Chase Wall Room W-174
34	P - 156	RFP - 130	P-10 Sink Carriers
34	P - 157	RFP - 129	Add Columns Area H
34	P - 88	RFP - 71	Fuel Oil System
35	P - 171	RFP - 141	Partition Intersection
35	P - 172	RFP - 143	Wall Construction
36	P - 181	RFP - 150	Phone Outlets
36	P - 43	RFP - 36	Unsuitable Material
36	P - 212	RFP - 181	Light Fixtures
36	P - 153	RFP - 123	DE-7 Modification
36	P - 87	RFP - 70	Kitchen Cart Wash
36	P - 174	RFP - 144	Atrium FASCIA
36	P - 188	RFP - 161	Telephone Cable
36	P - 189	RFP - 166	Intercom Modification
36	P - 203	RFP - 179	Parapet Coping
37	P - 136	RFP - 110	Unsuitable Material
38	P - 121	RFP - 99	OB/GYN Counter
38	P - 125	RFP - 102	Surgical Light Revision
39	P - 201	RFP - 164	Lower Manhole #14
40	P - 80	RFP - 63	Water Chemistry
40	P - 161	RFP - 135	Bad Material Parking lot #5
40	P - 218	RFP - 187	Delete ME-01 Rooms C-255 & C-257
41	P-138	RFP-77	P-24 Tubs
41	P-137	RFP-112	Fuel Oil Modification
41	P-193	NCC-24	Relocate Projection Screens
41	P-202	NCC-25	Beam Change
41	P-127	RFP-105	Relocate Door S-222
41	P-133	RFP-108	Relocate Door E-160A
41	P-221	RFP-190	Window Head Modification
42	P-118	RFP-98	Patient Room Ceiling Heights
43	P-244		Time Extension (Adverse Weather)
44	P-191	RFP- 196	Signage Hangers
44	P-206	RFP-174	P-36 Hydrants
44	P-211	RFP-180	Bulk Oxygen Modifications
44	P-234	RFP-197	Area Paging
44	P-224	RFP-156	Code Blue
44	P-208	RFP-177	Patient Grounding
44	P-182	RFP-153	Roof Sump Pans
44	P-132	RFP-106	X-Ray Revision
44	P-170	RFP-142	Wall Backing
44	P-195	RFP-168	Diss Outlet
44	P-168	RFP-131	Medical Gas




CHANGE ORDER NUMBER	PROPOSAL NUMBER	RFP OR NCC NUMBER	DESCRIPTION
44	P-162	RFP-134	OR Air Distribution
44	P-185	RFP-155	Film Dispenser
44	P-175	RFP-145	Trans 148-2A
44	P-199	RFP-171	ICU/CCU Walls
44	P-198	RFP-170	Type H Window
44	P-184	RFP-167	TWC-106
44	P-190	RFP-162	P-19 Sink
44	P-230	RFP-194	Roof Drains
44	P-163		Lift Station Brick
44	P-75	RFP-56	Mis. Changes
44	P-204	RFP-175	Storage Trailer
45	P-217	RFP-185	Delete Manhole
46	P-120		Pioneer VECP
47	P-255	RFP-213	Provide Furring
47	P-205	RFP-172	Add Beam
47	P-207	RFP-173	Relocate Door
47	P-223	NCC-28	Door S223 and 223 A
47	P-231	NCC-29	Lightweight Roof Fill
47	P-236	NCC-30	Brick Joints
47	P-240	NCC-31	Color of V.A.T.
47	P-222	NCC-32	NEMA 14-30R
47	P-246	NCC-33	P-00032
47	P-92	NCC-34	Sleeve Drawings
47	P-216	NCC-35	Door Designation W-157
47	P-249	NCC-36	Item BA-9 and BA-28 in Rooms W142 and W-143
47	P-253	NCC-37	Room N-441 Ceiling
47	P-214	NCC-38	Radio Frequency Shielding
47	P-250	NCC-39	Relocate Windows in Rooms W-148A and W-148B
48	P-177	RFP-139	X-Ray Apparatus
49	P-261	RFP-219	Fire Cabinets
51	P-197	RFP-116	G & H Plum VECP
52	P-196	RFP-169	Bond Breaker
52	P-232	RFP-195	AW-24
52	P-252	RFP-211	Telephone Closets
52	P-275	RFP-231	Corner and Bumper Guards
52	P-259	RFP-216	X-Ray Room
52	P-260	RFP-218	Room W-179
52	P-266	RFP-222	C-285
52	P-270	RFP-226	Electrical Service
52	P-227	RFP-193	Delete Equipment
52	P-262	RFP-217	HouseKeeping Pads
52	P-251	RFP-209	Doors
53	P-110	RFP-88	Detention Screens
54	P-115	RFP-93	Collection Area Re-design
55	P-38	RFP-33	Fin Tube
55	P-248	RFP-203	Plumbing Fixtures
55	P-286	RFP-238	P-6 Sink
55	P-263	RFP-220	Exhaust Duct
56	P-279	RFP-240	Waldinger- VECP
57	P-213	RFP-188	EMCS
59	P-280	RFP-205	Potable Water
59	P-273	RFP-225	Electrical Service
59	P-297	RFP-249	Light Fixtures
59	P-281	RFP-235	Lightning Protection
59	P-277	RFP-232	Labor Room Conduit
59	P-278	RFP-233	Elevator Shaft Lighting




<u>CHANGE ORDER NUMBER</u>	<u>PROPOSAL NUMBER</u>	<u>RFP or NCC NUMBER</u>	<u>DESCRIPTION</u>
61	P-220	RFP-192	Vinyl Floor
62	P-243	RFP-201	Fire Walls
62	P-183	RFP-154	Ductwork Revision
63	P-149	RFP-120	Interior Signage
63	P-254	RFP-213	Darkroom Equipment
65	P-256	RFP-214	Wall Wash
65	P-308	RFP-255	Wet Well
65	P-305	RFP-239	Light Fixtures
65	P-306	RFP-258	Nurse Call
65	P-235	RFP-198	Data Translator
65	P-285	RFP-237	Casework
65	P-292	RFP-244	Broad Band
66	P-116	RFP-95	Automatic Door
66	P-238	RFP-200	Expansion Joints
66	P-294	RFP-243	Fuel Tanks
66	P-298	RFP-248	Window Supports
66	P-314	NCC-42	High Volume Cable
66	P-309	NCC-43	Stud Heights
66	P-312	NCC-44	Glass Thickness
66	P-320	NCC-45	Penthouse Drains
66	P-274	NCC-46	Wall W-256
66	P-301	RFP-251	Fuel Tank Access
66	P-332	NCC-48	Elevator Machine Slabs
67	P-291	RFP-245	Ambulance Dispatch
67	P-313	RFP-259	Nurse Call Conduit
70	P-340	RFP-282	Dock Leveler
70	P-330	RFP-274	Roller Rail Backing
70	P-296	RFP-247	Corridor C-150
70	P-247	RFP-206	Drawing A 10-16
70	P-318	RFP-266	Wall Reinforcement
70	P-289	RFP-241	Roof Vents
73	P-341	RFP-282	Concealed Closures
74	P-355	RFP-295	Increase wall thickness
74	P-307	RFP-257	Control Counters
75	P-328	RFP-275	Roof Expansion Joints
75	P-373	NCC-49	Fire Hydrant Identification
75	P-347	NCC-51	Sign Relocation
75	P-364	NCC-49A	Wood Door Trim
75	P-349	RFP-290	Elevator #9 and OB/GYN Revision
71	P-304	RFP-256	Mixing Box Dampers
71	P-323	RFP-269	Telephone Closets
71	P-302	RFP-253	Revise AW 77 and 79
71	P-303	RFP-254	Access Panels
72	P-106	RFP-85	Dental Oral Evacuation
76	P-288	RFP-229	Casework Related Changes
77	P-338	RFP-283	Future Connection
77	P-344	RFP-286	Deionized Water
77	P-348	RFP-289	Housekeeping Pads
77	P-367	RFP-307	Chemical Tank
77	P-329	RFP-273	Humidifier Relocation
77	P-310	RFP-261	P-7 Sink
77	P-360	RFP-301	Delete AW 1 and 2
77	P-325	RFP-268	Cysto #1
78	P-335	RFP-265	Cart Wash Pit
78	P-327	RFP-271	Chemical Feeder
78	P-339	RFP-281	Deionized Water



CHANGE ORDER NUMBER	PROPOSAL NUMBER	RFP OR NCC NUMBER	DESCRIPTION
79	P-326	RFP-270	Cysto Area
79	P-300	RFP-252	Light Level Sensor
79	P-293	RFP-246	Plastic Laminate Doors
79	P-346	RFP-288	Shut Off Valves
79	P-357	RFP-298	Government Furnished Sterilizer
79	P-365	RFP-304	ST-8 Sterilizer
81	P-352	RFP-293	Cartwash ST-2
68	P-287	RFP-242	Viscosity Control
68	P-311	RFP-260	Steam Trap
68	P-316	RFP-262	Expansion Tank
68	P-219	RFP-189	Type B Window
68	P-276	RFP-230	Revised Elevation
64	P-241	RFP-202	Rolling Steel Doors
64	P-272	RFP-228	Fire Dampers
64	P-284	RFP-236	Auto Analyzer
64	P-271	RFP-227	Fire Pump Pad
64	P-299	RFP-250	Wall Opening
64	P-317	RFP-264	Expansion Joint
82	P-363	RFP-303	Cooling Tower Circuit
82	P-361	RFP-302	Telemetry Monitoring
82	P-358	RFP-300	Blood Bank
82	P-343	RFP-280	Miscellaneous Changes
83	P-336	RFP-278	Stairs 12 and 13
83	P-334	RFP-276	Smoke Doors
83	P-321	RFP-267	Floor Finish
83	P-351	RFP-291	Control Panel
83	P-282	RFP-234	Sprinkler Heads
83	P-337	RFP-279	Dental Outlet
60	P-215	RFP-184	Medical Gas Revision
69	P-265	RFP-215	Dark Room Equipment
84	P-368	RFP -308	Delete DE-3 and DE-4
84	P-382	RFP-318	Roof Flashing
84	P-305	RFP-305	X-Ray Isolation
80	P-331	RFP-272	Stairwell Drains
80	P-354	RFP-294	Water Softener
80	P-353	RFP-296	Pressure Guage
85	P-390	RFP-325	Roof Drain Leaders
85	P-381	RFP-317	SUpport for Metal Siding
91	P-239	RFP-160	Smoke Detection
91	P-169	RFP-140	Area Paging
91	P-180	RFP-149	Intrusion Detection
91	P-228	RFP-157	Boiler Monitoring
91	P-229	RFP-159	Facilities Monitoring
91	P-258	RFP-138	Temperature Control
88	P-397		EMCS License Agreement
89	P-376	RFP-328	Relief Valves
90	P-396	RFP-330	Delete ST-4
86	P-333	RFP-277	Millwork Sill Grille
92	P-63	RFP-52	Stairwell Brick
93	P-113	RFP-94	Unsuitable Fill
94	P-393	RFP-327	Lavatory ICU/CCU
94	P-394	RFP-329	Interior Signage
94	P-380	RFP-324	Supply Fan
94	P-369	RFP-309	Vacuum Breaker
94	P-359	RFP-299	Strom Drain Sump
94	P-377	RFP-315	Strom Drain Manhole
95	P-392	RFP-326	Dental Lab



<u>CHANGE ORDER NUMBER</u>	<u>PROPOSAL NUMBER</u>	<u>RFP or NCC NUMBER</u>	<u>DESCRIPTION</u>
96	P-378	RFP-316	TuB Walls
97	P-379	RFP-306	Interior Signage
87	P-372	RFP-311	Warehouses
99	P-400	RFP-332	Mirror, E-102
98	P-370	RFP-310	Condensor Line
98	P-387	RFP-319	Circuit to Fire Pump
98	P-386	RFP-320	Soffits at Auto Doors
101	P-388	RFP-321	Continuous Blowdown
101	P-391	RFP-323	Caulking
101	P-342	RFP-285	Dampproofing
101	P-389	RFP-322	Expansion Joints
100	P-356	RFP-297	Refine AW 77 and 79
102	P-384	RFP-313	Ductwork in Cysto



C.O. file

July 19, 1982

Cardinal Contracting Company
P. O. Box 8408
Camp Lejeune, NC 28542

Attention: John Eckhart

Re: Naval Regional Medical Center
Camp Lejeune, NC

Gentlemen:

This is in reference to your letter of June 25, 1982, concerning the revised ceiling heights in the kitchen area of the above referenced project. We have further discussed this change with our foreman, Jim Tucker, and it appears that this change will not create added cost for our work,


Please void our proposed cost for this item as outlined in our letter of June 1, 1982.


Sincerely,


WORSHAM SPRINKLER COMPANY, INC.

W. D. McRorie


WDM/ld









<u>CHANGE ORDER NUMBER</u>	<u>PROPOSAL NUMBER</u>	<u>RFP or NCC NUMBER</u>	<u>DESCRIPTION</u>
1	P - 6	RFP - 3	Electrical Modification
1	P - 7	RFP - 5	Relocate Electrical Outlets
1	P - 11	RFP - 10	Access Road to Voltage Regulator
1	P - 12	RFP - 12	Electrical Modification
1	P - 19	RFP - 19	Electrical Modification
1	P - 24	RFP - 22	Delete Headwall and Change Swale on A Street
1	P - 25	RFP - 23	Pedestal Splice Between Communication Manholes
1	P - 28	RFP - 25	Add Electrical Switch to Room E 109A
1	P - 33	RFP - 28	Delete Clearing at Helipad
1	P - 34	RFP - 29	Change Diameter of Manhole #47 from 4' to 6'
2	P - 2	NCC - 1	Grade Change at Helipad
2	P - 3	NCC - 2	Grade Change at Public Works Building
2		NCC - 3	Revised Test Pile Locations
2	P - 16	NCC - 4	Change Swale at Brewster Boulevard
2		NCC - 5	Electrical Modification
2		NCC - 6	Revised Pile Caps
2		NCC - 7	Modify Superelevation on A Street
2		NCC - 8	Smoke Damper Redesignation
2		NCC - 9	Electrical Selector Switches
2		NCC - 10	Modify Vacuum Cleaning System
3	P - 10	RFP - 9	Remove and Replace Unsuitable Material on C Street
4	P - 31	RFP - 8	Electrical Revision at Main Switch Station
5	P - 4	RFP - 2	Add Water Proofing
5	P - 14	RFP - 13	Add Column H-26 to Column Schedule
6	P - 22	RFP - 21	Thicken Boiler Pad
6	P - 40	RFP - 15	Electrical Modification
6	P - 49	RFP - 41	Revise Pole Location
6	P - 51		Revise Sanitary Sewer Routing Basement
6	P - 58	RFP - 47	Add Load Coils for Underground Telephone
7	P - 15		VECP - Bryant Durham/Starr
8	P - 59	RFP - 48	Pole Line Construction
8	P - 37	RFP - 31	OTO/OPTH Transformer
8	P - 18	RFP - 17	Sterilizer Revision
9	P - 42	RFP - 35	Revise Wall Dimension
9	P - 46	RFP - 39	Change Dimensions
10	P - 82	RFP - 65	Electrical Modification
10	P - 5	RFP - 4	Conduit at Chemical Tank
11	P - 68		Time Extension for Weather
12	P - 30	RFP - 27	Duct Revision
13	P - 55	RFP - 45	Auto Analyzer
13	P - 47	RFP - 40	Delete Communication Manhole
13	P - 102	RFP - 84	Hardware Revision
14	P - 53	RFP - 50	Chase for Conduit
14	P - 85	RFP - 67	Electrical Modification
14	P - 81	NCC - 14	Revise Stair Landing
14	P - 84	RFP - 69	Revise Receptical
15	P - 60	RFP - 49	Plumbing Revision
16	P - 57	RFP - 46	Additional Weld Plates
16	P - 72	RFP - 59	Electrical Revision
18	P - 32	RFP - 32	Waldinger VECP



CHANGE ORDER NUMBER	PROPOSAL NUMBER	RFP OR NCC NUMBER	DESCRIPTION
19	P - 45	RFP - 38	Delete ST -7
19	P - 62	RFP - 42	Revise Feeder E-11
19	P - 97	RFP - 79	Floor Drains
19	P - 90	NCC - 17	Revised Drawings
19	P - 77	RFP - 44	Sanitary Sewer Discrepancies
19	P - 117	RFP - 92	Duplex Receptacles
19	P - 91	RFP - 74	Emergency Selection Panel
19	P - 103	RFP - 83	Gas Cocks
20	P - 134		Time Extension - Adverse Weather
21	P - 83	RFP - 64	Wall Outlets and Vacuum Lines
21	P - 109	RFP - 82	Deaireator Relocation
21	P - 131	RFP - 107	P - 7 Sinks at Column Line 19V
22	P - 66	RFP - 53	Rough-in ST-11
22	P - 73	RFP - 60	Exchange Cafeteria
22	P - 89	RFP - 66	Revise PW Pipe
22	P - 112	RFP - 91	Delete Mechanical Room Ceiling
22	P - 122	RFP - 101	Distribution Switchboard
23	P - 105	RFP - 81	Code Blue Conduit
23	P - 107	RFP - 87	Hardware Change N-147, C-205A, C-206A, C-207A
23	P - 139	RFP - 113	Floor Duct - E-116 & C-148
24	P - 141	RFP - 117	P-10/ P-11 Plumbing
24	P - 152	RFP - 124	Pressure Sensitive Washer WE-7
25	P - 65	RFP - 55	Credit for Bed Pan Washer
25	P - 98	RFP - 75	Architectural and Plumbing Revisions
25	P - 111	RFP - 90	Roof Drains
25	P - 128	RFP - 104	Radio Communication
25	P - 145	RFP - 118	WE-1 and WE-2
25	P - 146	RFP - 119	WE-6
25	P - 154	RFP - 128	M-8600 Warming Cabinet
25	P - 164	RFP - 136	Timer Section 16402
26	P - 70	RFP - 57	Dental Utility Outlet
26	P - 124	RFP - 103	Basement G Plumbing Revision
26	P - 166	RFP - 137	Morgue Drain
27	P - 71	RFP - 58	Pharmacy Window
27	P - 119	RFP - 100	Beam B-154
29	P - 159	RFP - 132	Revised Electrical Receptacles
29	P - 173	RFP - 133	2000 Amp Cable Bus
30	P - 151	RFP - 121	X-Ray Apparatus & Accessories
30	P - 176	RFP - 146	Duplex Receptacle Room M- 113
30	P - 179	RFP - 148	Portable Water Shut-off Valve
31	P - 61	RFP - 51	Wall Thickness at Isolated Power Panel
31	P - 186	RFP - 152	Electric Strip Mold
32	P - 67	RFP - 54	Delete Rough-In for WE-05
32	P - 79	NCC - 13	Dental X-Ray Room W-247
32	P - 20A	RFP - 20	Electrical Circuit Redesignation
32	P - 78	NCC - 15	Finn Tube Installation Modification
32	P - 90	NCC - 17	Revised Drawings
32	P - 99	RFP - 80	Control Circuit Room N-011
32	P - 123	NCC - 18	Floor Clean Out Room N-030A
32	P - 158	NCC - 21	Lighting Circuits




CHANGE ORDER NUMBER	PROPOSAL NUMBER	RFP OR NCC NUMBER	DESCRIPTION
32	P - 160	NCC - 20	Revised Drawings 14-1 and 14-2
32	P - 178	RFP - 147	Toggle Switch Room E-154
32	P - 209	NCC - 11	Metal Frames in Stud Partitions
32	P - 225	NCC - 15	Aluminum Conductor Pigeon
32	P - 93	RFP - 72	Miscellaneous Changes
33	P - 135	RFP - 111	Unsuitable Material
33	P - 143	RFP - 114	Sterilizer Utility
34	P - 13	RFP - 11	Add Wall Reinforcing
34	P - 54	RFP - 43	Pile Length Adjustment
34	P - 140	RFP - 115	Add Canopy Columns
34	P - 150	RFP - 122	Chase Wall Room W-174
34	P - 156	RFP - 130	P-10 Sink Carriers
34	P - 157	RFP - 129	Add Columns Area H
34	P - 88	RFP - 71	Fuel Oil System
35	P - 171	RFP - 141	Partition Intersection
35	P - 172	RFP - 143	Wall Construction
36	P - 181	RFP - 150	Phone Outlets
36	P - 43	RFP - 36	Unsuitable Material
36	P - 212	RFP - 181	Light Fixtures
36	P - 153	RFP - 123	DE-7 Modification
36	P - 87	RFP - 70	Kitchen Cart Wash
36	P - 174	RFP - 144	Atrium FASCIA
36	P - 188	RFP - 161	Telephone Cable
36	P - 189	RFP - 166	Intercom Modification
36	P - 203	RFP - 179	Parapet Coping
37	P - 136	RFP - 110	Unsuitable Material
38	P - 121	RFP - 99	OB/GYN Counter
38	P - 125	RFP - 102	Surgical Light Revision
39	P - 201	RFP - 164	Lower Manhole #14
40	P - 80	RFP - 63	Water Chemistry
40	P - 161	RFP - 135	Bad Material Parking lot #5
40	P - 218	RFP - 187	Delete ME-01 Rooms C-255 & C-257
41	P-138	RFP-77	P-24 Tubs
41	P-137	RFP-112	Fuel Oil Modification
41	P-193	NCC-24	Relocate Projection Screens
41	P-202	NCC-25	Beam Change
41	P-127	RFP-105	Relocate Door S-222
41	P-133	RFP-108	Relocate Door E-160A
41	P-221	RFP-190	Window Head Modification
42	P-118	RFP-98	Patient Room Ceiling Heights
43	P-244		Time Extension (Adverse Weather)
44	P-191	RFP- 196	Signage Hangers
44	P-206	RFP-174	P-36 Hydrants
44	P-211	RFP-180	Bulk Oxygen Modifications
44	P-234	RFP-197	Area Paging
44	P-224	RFP-156	Code Blue
44	P-208	RFP-177	Patient Grounding
44	P-182	RFP-153	Roof Sump Pans
44	P-132	RFP-106	X-Ray Revision
44	P-170	RFP-142	Wall Backing
44	P-195	RFP-168	Diss Outlet
44	P-168	RFP-131	Medical Gas





<u>CHANGE ORDER NUMBER</u>	<u>PROPOSAL NUMBER</u>	<u>RFP OR NCC NUMBER</u>	<u>DESCRIPTION</u>
44	P-162	RFP-134	OR Air Distribution
44	P-185	RFP-155	Film Dispenser
44	P-175	RFP-145	Trans 148-2A
44	P-199	RFP-171	ICU/CCU Walls
44	P-198	RFP-170	Type H Window
44	P-184	RFP-167	TWC-106
44	P-190	RFP-162	P-19 Sink
44	P-230	RFP-194	Roof Drains
44	P-163		Lift Station Brick
44	P-75	RFP-56	Mis. Changes
44	P-204	RFP-175	Storage Trailer
45	P-217	RFP-185	Delete Manhole
46	P-120		Pioneer VECP
47	P-255	RFP-213	Provide Furring
47	P-205	RFP-172	Add Beam
47	P-207	RFP-173	Relocate Door
47	P-223	NCC-28	Door S223 and 223 A
47	P-231	NCC-29	Lightweight Roof Fill
47	P-236	NCC-30	Brick Joints
47	P-240	NCC-31	Color of V.A.T.
47	P-222	NCC-32	NEMA 14-30R
47	P-246	NCC-33	P-00032
47	P-92	NCC-34	Sleeve Drawings
47	P-216	NCC-35	Door Designation W-157
47	P-249	NCC-36	Item BA-9 and BA-28 in Rooms W142 and W-143
47	P-253	NCC-37	Room N-441 Ceiling
47	P-214	NCC-38	Radio Frequency Shielding
47	P-250	NCC-39	Relocate Windows in Rooms W-148A and W-148B
48	P-177	RFP-139	X-Ray Apparatus
49	P-261	RFP-219	Fire Cabinets
51	P-197	RFP-116	G & H Plum VECP
52	P-196	RFP-169	Bond Breaker
52	P-232	RFP-195	AW-24
52	P-252	RFP-211	Telephone Closets
52	P-275	RFP-231	Corner and Bumper Guards
52	P-259	RFP-216	X-Ray Room
52	P-260	RFP-218	Room W-179
52	P-266	RFP-222	C-285
52	P-270	RFP-226	Electrical Service
52	P-227	RFP-193	Delete Equipment
52	P-262	RFP-217	Housekeeping Pads
52	P-251	RFP-209	Doors
53	P-110	RFP-88	Detention Screens
54	P-115	RFP-93	Collection Area Re-design
55	P-38	RFP-33	Fin Tube
55	P-248	RFP-203	Plumbing Fixtures
55	P-286	RFP-238	P-6 Sink
55	P-263	RFP-220	Exhaust Duct
56	P-279	RFP-240	Waldinger- VECP
57	P-213	RFP-188	EMCS
59	P-280	RFP-205	Potable Water
59	P-273	RFP-225	Electrical Service
59	P-297	RFP-249	Light Fixtures
59	P-281	RFP-235	Lightning Protection
59	P-277	RFP-232	Labor Room Conduit
59	P-278	RFP-233	Elevator Shaft Lighting

<u>CHANGE ORDER NUMBER</u>	<u>PROPOSAL NUMBER</u>	<u>RFP or NCC NUMBER</u>	<u>DESCRIPTION</u>
61	P-220	RFP-192	Vinyl Floor
62	P-243	RFP-201	Fire Walls
62	P-183	RFP-154	Ductwork Revision
63	P-149	RFP-120	Interior Signage
63	P-254	RFP-213	Darkroom Equipment
65	P-256	RFP-214	Wall Wash
65	P-308	RFP-255	Wet Well
65	P-305	RFP-239	Light Fixtures
65	P-306	RFP-258	Nurse Call
65	P-235	RFP-198	Data Translator
65	P-285	RFP-237	Casework
65	P-292	RFP-244	Broad Band
66	P-116	RFP-95	Automatic Door
66	P-238	RFP-200	Expansion Joints
66	P-294	RFP-243	Fuel Tanks
66	P-298	RFP-248	Window Supports
66	P-314	NCC-42	High Volume Cable
66	P-309	NCC-43	Stud Heights
66	P-312	NCC-44	Glass Thickness
66	P-320	NCC-45	Penthouse Drains
66	P-274	NCC-46	Wall W-256
66	P-301	RFP-251	Fuel Tank Access
66	P-332	NCC-48	Elevator Machine Slabs
67	P-291	RFP-245	Ambulance Dispatch
67	P-313	RFP-259	Nurse Call Conduit
70	P-340	RFP-282	Dock Leveler
70	P-330	RFP-274	Roller Rail Backing
70	P-296	RFP-247	Corridor C-150
70	P-247	RFP-206	Drawing A 10-16
70	P-318	RFP-266	Wall Reinforcement
70	P-289	RFP-241	Roof Vents
73	P-341	RFP-282	Concealed Closures
74	P-355	RFP-295	Increase wall thickness
74	P-307	RFP-257	Control Counters
75	P-328	RFP-275	Roof Expansion Joints
75	P-373	NCC-49	Fire Hydrant Identification
75	P-347	NCC-51	Sign Relocation
75	P-364	NCC-49A	Wood Door Trim
75	P-349	RFP-290	Elevator #9 and OB/GYN Revision
71	P-304	RFP-256	Mixing Box Dampers
71	P-323	RFP-269	Telephone Closets
71	P-302	RFP-253	Revise AW 77 and 79
71	P-303	RFP-254	Access Panels
72	P-106	RFP-85	Dental Oral Evacuation
76	P-288	RFP-229	Casework Related Changes
77	P-338	RFP-283	Future Connection
77	P-344	RFP-286	Deionized Water
77	P-348	RFP-289	Housekeeping Pads
77	P-367	RFP-307	Chemical Tank
77	P-329	RFP-273	Humidifier Relocation
77	P-310	RFP-261	P-7 Sink
77	P-360	RFP-301	Delete AW 1 and 2
77	P-325	RFP-268	Cysto #1
78	P-335	RFP-265	Cart Wash Pit
78	P-327	RFP-271	Chemical Feeder
78	P-339	RFP-281	Deionized Water




<u>CHANGE ORDER NUMBER</u>	<u>PROPOSAL NUMBER</u>	<u>RFP OR NCC NUMBER</u>	<u>DESCRIPTION</u>
79	P-326	RFP-270	Cysto Area
79	P-300	RFP-252	Light Level Sensor
79	P-293	RFP-246	Plastic Laminate Doors
79	P-346	RFP-288	Shut Off Valves
79	P-357	RFP-298	Government Furnished Sterilizer
79	P-365	RFP-304	ST-8 Sterilizer
81	P-352	RFP-293	Cartwash ST-2
68	P-287	RFP-242	Viscosity Control
68	P-311	RFP-260	Steam Trap
68	P-316	RFP-262	Expansion Tank
68	P-219	RFP-189	Type B Window
68	P-276	RFP-230	Revised Elevation
64	P-241	RFP-202	Rolling Steel Doors
64	P-272	RFP-228	Fire Dampers
64	P-284	RFP-236	Auto Analyzer
64	P-271	RFP-227	Fire Pump Pad
64	P-299	RFP-250	Wall Opening
64	P-317	RFP-264	Expansion Joint
82	P-363	RFP-303	Cooling Tower Circuit
82	P-361	RFP-302	Telemetry Monitoring
82	P-358	RFP-300	Blood Bank
82	P-343	RFP-280	Miscellaneous Changes
83	P-336	RFP-278	Stairs 12 and 13
83	P-334	RFP-276	Smoke Doors
83	P-321	RFP-267	Floor Fiish
83	P-351	RFP-291	Control Panel
83	P-282	RFP-234	Sprinkler Heads
83	P-337	RFP-279	Dental Outlet
60	P-215	RFP-184	Medical Gas Revision
69	P-265	RFP-215	Dark Room Equipment







<u>CHANGE ORDER NUMBER</u>	<u>PROPOSAL NUMBER</u>	<u>RFP or NCC NUMBER</u>	<u>DESCRIPTION</u>
1	P - 6	RFP - 3	Electrical Modification
1	P - 7	RFP - 5	Relocate Electrical Outlets
1	P - 11	RFP - 10	Access Road to Voltage Regulator
1	P - 12	RFP - 12	Electrical Modification
1	P - 19	RFP - 19	Electrical Modification
1	P - 24	RFP - 22	Delete Headwall and Change Swale on A Street
1	P - 25	RFP - 23	Pedestal Splice Between Communication Manholes
1	P - 28	RFP - 25	Add Electrical Switch to Room E 109A
1	P - 33	RFP - 28	Delete Clearing at Helipad
1	P - 34	RFP - 29	Change Diameter of Manhole #47 from 4' to 6'
2	P - 2	NCC - 1	Grade Change at Helipad
2	P - 3	NCC - 2	Grade Change at Public Works Building
2		NCC - 3	Revised Test Pile Locations
2	P - 16	NCC - 4	Change Swale at Brewster Boulevard
2		NCC - 5	Electrical Modification
2		NCC - 6	Revised Pile Caps
2		NCC - 7	Modify Superelevation on A Street
2		NCC - 8	Smoke Damper Redesignation
2		NCC - 9	Electrical Selector Switches
2		NCC - 10	Modify Vacuum Cleaning System
3	P - 10	RFP - 9	Remove and Replace Unsuitable Material on C Street
4	P - 31	RFP - 8	Electrical Revision at Main Switch Station
5	P - 4	RFP - 2	Add Water Proofing
5	P - 14	RFP - 13	Add Column H-26 to Column Schedule
6	P - 22	RFP - 21	Thicken Boiler Pad
6	P - 40	RFP - 15	Electrical Modification
6	P - 49	RFP - 41	Revise Pole Location
6	P - 51		Revise Sanitary Sewer Routing Basement
6	P - 58	RFP - 47	Add Load Coils for Underground Telephone
7	P - 15		VECP - Bryant Durham/Starr
8	P - 59	RFP - 48	Pole Line Construction
8	P - 37	RFP - 31	OTO/OPTH Transformer
8	P - 18	RFP - 17	Sterilizer Revision
9	P - 42	RFP - 35	Revise Wall Dimension
9	P - 46	RFP - 39	Change Dimensions
10	P - 82	RFP - 65	Electrical Modification
10	P - 5	RFP - 4	Conduit at Chemical Tank
11	P - 68		Time Extension for Weather
12	P - 30	RFP - 27	Duct Revision
13	P - 55	RFP - 45	Auto Analyzer
13	P - 47	RFP - 40	Delete Communication Manhole
13	P - 102	RFP - 84	Hardware Revision
14	P - 53	RFP - 50	Chase for Conduit
14	P - 85	RFP - 67	Electrical Modification
14	P - 81	NCC - 14	Revise Stair Landing
14	P - 84	RFP - 69	Revise Receptical
15	P - 60	RFP - 49	Plumbing Revision
16	P - 57	RFP - 46	Additional Weld Plates
16	P - 72	RFP - 59	Electrical Revision
18	P - 32	RFP - 32	Waldinger VECP



<u>CHANGE ORDER NUMBER</u>	<u>PROPOSAL NUMBER</u>	<u>RFP OR NCC NUMBER</u>	<u>DESCRIPTION</u>
19	P - 45	RFP - 38	Delete ST -7
19	P - 62	RFP - 42	Revise Feeder E-11
19	P - 97	RFP - 79	Floor Drains
19	P - 90	NCC - 17	Revised Drawings
19	P - 77	RFP - 44	Sanitary Sewer Discrepancies
19	P - 117	RFP - 92	Duplex Receptacles
19	P - 91	RFP - 74	Emergency Selection Panel
19	P - 103	RFP - 83	Gas Cocks
20	P - 134		Time Extension - Adverse Weather
21	P - 83	RFP - 64	Wall Outlets and Vacuum Lines
21	P - 109	RFP - 82	Deaireator Relocation
21	P - 131	RFP - 107	P - 7 Sinks at Column Line 19V
22	P - 66	RFP - 53	Rough-in ST-11
22	P - 73	RFP - 60	Exchange Cafeteria
22	P - 89	RFP - 66	Revise PW Pipe
22	P - 112	RFP - 91	Delete Mechanical Room Ceiling
22	P - 122	RFP - 101	Distribution Switchboard
23	P - 105	RFP - 81	Code Blue Conduit
23	P - 107	RFP - 87	Hardware Change N-147, C-205A, C-206A, C-207A
23	P - 139	RFP - 113	Floor Duct - E-116 & C-148
24	P - 141	RFP - 117	P-10/ P-11 Plumbing
24	P - 152	RFP - 124	Pressure Sensitive Washer WE-7
25	P - 65	RFP - 55	Credit for Bed Pan Washer
25	P - 98	RFP - 75	Architectural and Plumbing Revisions
25	P - 111	RFP - 90	Roof Drains
25	P - 128	RFP - 104	Radio Communication
25	P - 145	RFP - 118	WE-1 and WE-2
25	P - 146	RFP - 119	WE-6
25	P - 154	RFP - 128	M-8600 Warming Cabinet
25	P - 164	RFP - 136	Timer Section 16402
26	P - 70	RFP - 57	Dental Utility Outlet
26	P - 124	RFP - 103	Basement G Plumbing Revision
26	P - 166	RFP - 137	Morgue Drain
27	P - 71	RFP - 58	Pharmacy Window
27	P - 119	RFP - 100	Beam B-154
29	P - 159	RFP - 132	Revised Electrical Receptacles
29	P - 173	RFP - 133	2000 Amp Cable Bus
30	P - 151	RFP - 121	X-Ray Apparatus & Accessories
30	P - 176	RFP - 146	Duplex Receptacle Room M- 113
30	P - 179	RFP - 148	Portable Water Shut-off Valve
31	P - 61	RFP - 51	Wall Thickness at Isolated Power Panel
31	P - 186	RFP - 152	Electric Strip Mold
32	P - 67	RFP - 54	Delete Rough-In for WE-05
32	P - 79	NCC - 13	Dental X-Ray Room W-247
32	P - 20A	RFP - 20	Electrical Circuit Redesignation
32	P - 78	NCC - 15	Finn Tube Installation Modification
32	P - 90	NCC - 17	Revised Drawings
32	P - 99	RFP - 80	Control Circuit Room N-011
32	P - 123	NCC - 18	Floor Clean Out Room N-030A
32	P - 158	NCC - 21	Lighting Circuits




CHANGE ORDER NUMBER	PROPOSAL NUMBER	RFP OR NCC NUMBER	DESCRIPTION
32	P - 160	NCC - 20	Revised Drawings 14-1 and 14-2
32	P - 178	RFP - 147	Toggle Switch Room E-154
32	P - 209	NCC - 11	Metal Frames in Stud Partitions
32	P - 225	NCC - 15	Aluminum Conductor Pigeon
32	P - 93	RFP - 72	Miscellaneous Changes
33	P - 135	RFP - 111	Unsuitable Material
33	P - 143	RFP - 114	Sterilizer Utility
34	P - 13	RFP - 11	Add Wall Reinforcing
34	P - 54	RFP - 43	Pile Length Adjustment
34	P - 140	RFP - 115	Add Canopy Columns
34	P - 150	RFP - 122	Chase Wall Room W-174
34	P - 156	RFP - 130	P-10 Sink Carriers
34	P - 157	RFP - 129	Add Columns Area H
34	P - 88	RFP - 71	Fuel Oil System
35	P - 171	RFP - 141	Partition Intersection
35	P - 172	RFP - 143	Wall Construction
36	P - 181	RFP - 150	Phone Outlets
36	P - 43	RFP - 36	Unsuitable Material
36	P - 212	RFP - 181	Light Fixtures
36	P - 153	RFP - 123	DE-7 Modification
36	P - 87	RFP - 70	Kitchen Cart Wash
36	P - 174	RFP - 144	Atrium FASCIA
36	P - 188	RFP - 161	Telephone Cable
36	P - 189	RFP - 166	Intercom Modification
36	P - 203	RFP - 179	Parapet Coping
37	P - 136	RFP - 110	Unsuitable Material
38	P - 121	RFP - 99	OB/GYN Counter
38	P - 125	RFP - 102	Surgical Light Revision
39	P - 201	RFP - 164	Lower Manhole #14
40	P - 80	RFP - 63	Water Chemistry
40	P - 161	RFP - 135	Bad Material Parking lot #5
40	P - 218	RFP - 187	Delete ME-01 Rooms C-255 & C-257
41	P-138	RFP-77	P-24 Tubs
41	P-137	RFP-112	Fuel Oil Modification
41	P-193	NCC-24	Relocate Projection Screens
41	P-202	NCC-25	Beam Change
41	P-127	RFP-105	Relocate Door S-222
41	P-133	RFP-108	Relocate Door E-160A
41	P-221	RFP-190	Window Head Modification
42	P-118	RFP-98	Patient Room Ceiling Heights
43	P-244		Time Extension (Adverse Weather)
44	P-191	RFP- 196	Signage Hangers
44	P-206	RFP-174	P-36 Hydrants
44	P-211	RFP-180	Bulk Oxygen Modifications
44	P-234	RFP-197	Area Paging
44	P-224	RFP-156	Code Blue
44	P-208	RFP-177	Patient Grounding
44	P-182	RFP-153	Roof Sump Pans
44	P-132	RFP-106	X-Ray Revision
44	P-170	RFP-142	Wall Backing
44	P-195	RFP-168	Diss Outlet
44	P-168	RFP-131	Medical Gas



<u>CHANGE ORDER NUMBER</u>	<u>PROPOSAL NUMBER</u>	<u>RFP OR NCC NUMBER</u>	<u>DESCRIPTION</u>
44	P-162	RFP-134	OR Air Distribution
44	P-185	RFP-155	Film Dispenser
44	P-175	RFP-145	Trans 148-2A
44	P-199	RFP-171	ICU/CCU Walls
44	P-198	RFP-170	Type H Window
44	P-184	RFP-167	IWC-106
44	P-190	RFP-162	P-19 Sink
44	P-230	RFP-194	Roof Drains
44	P-163		Lift Station Brick
44	P-75	RFP-56	Mis. Changes
44	P-204	RFP-175	Storage Trailer
45	P-217	RFP-185	Delete Manhole
46	P-120		Pioneer VECF
47	P-255	RFP-213	Provide Furring
47	P-205	RFP-172	Add Beam
47	P-207	RFP-173	Relocate Door
47	P-223	NCC-28	Door S223 and 223 A
47	P-231	NCC-29	Lightweight Roof Fill
47	P-236	NCC-30	Brick Joints
47	P-240	NCC-31	Color of V.A.T.
47	P-222	NCC-32	NEMA 14-30R
47	P-246	NCC-33	P-00032
47	P-92	NCC-34	Sleeve Drawings
47	P-216	NCC-35	Door Designation W-157
47	P-249	NCC-36	Item BA-9 and BA-28 in Rooms W142 and W-143
47	P-253	NCC-37	Room N-441 Ceiling
47	P-214	NCC-38	Radio Frequency Shielding
47	P-250	NCC-39	Relocate Windows in Rooms W-148A and W-148B
48	P-177	RFP-139	X-Ray Apparatus
49	P-261	RFP-219	Fire Cabinets
51	P-197	RFP-116	G & H Plum VECF
52	P-196	RFP-169	Bond Breaker
52	P-232	RFP-195	AW-24
52	P-252	RFP-211	Telephone Closets
52	P-275	RFP-231	Corner and Bumper Guards
52	P-259	RFP-216	X-Ray Room
52	P-260	RFP-218	Room W-179
52	P-266	RFP-222	C-285
52	P-270	RFP-226	Electrical Service
52	P-227	RFP-193	Delete Equipment
52	P-262	RFP-217	HouseKeeping Pads
52	P-251	RFP-209	Doors
53	P-110	RFP-88	Detention Screens
54	P-115	RFP-93	Collection Area Re-design
55	P-38	RFP-33	Fin Tube
55	P-248	RFP-203	Plumbing Fixtures
55	P-286	RFP-238	P-6 Sink
55	P-263	RFP-220	Exhaust Duct
56	P-279	RFP-240	Waldinger- VECF
57	P-213	RFP-188	EMCS
59	P-280	RFP-205	Potable Water
59	P-273	RFP-225	Electrical Service
59	P-297	RFP-249	Light Fixtures
59	P-281	RFP-235	Lightning Protection
59	P-277	RFP-232	Labor Room Conduit
59	P-278	RFP-233	Elevator Shaft Lighting

<u>CHANGE ORDER NUMBER</u>	<u>PROPOSAL NUMBER</u>	<u>RFP or NCC NUMBER</u>	<u>DESCRIPTION</u>
61	P-220	RFP-192	Vinyl Floor
62	P-243	RFP-201	Fire Walls
62	P-183	RFP-154	Ductwork Revision
63	P-149	RFP-120	Interior Signage
63	P-254	RFP-213	Darkroom Equipment
65	P-256	RFP-214	Wall Wash
65	P-308	RFP-255	Wet Well
65	P-305	RFP-239	Light Fixtures
65	P-306	RFP-258	Nurse Call
65	P-235	RFP-198	Data Translator
65	P-285	RFP-237	Casework
65	P-292	RFP-244	Broad Band
66	P-116	RFP-95	Automatic Door
66	P-238	RFP-200	Expansion Joints
66	P-294	RFP-243	Fuel Tanks
66	P-298	RFP-248	Window Supports
66	P-314	NCC-42	High Volume Cable
66	P-309	NCC-43	Stud Heights
66	P-312	NCC-44	Glass Thickness
66	P-320	NCC-45	Penthouse Drains
66	P-274	NCC-46	Wall W-256
66	P-301	RFP-251	Fuel Tank Access
66	P-332	NCC-48	Elevator Machine Slabs
67	P-291	RFP-245	Ambulance Dispatch
67	P-313	RFP-259	Nurse Call Conduit
70	P-340	RFP-282	Dock Leveler
70	P-330	RFP-274	Roller Rail Backing
70	P-296	RFP-247	Corridor C-150
70	P-247	RFP-206	Drawing A 10-16
70	P-318	RFP-266	Wall Reinforcement
70	P-289	RFP-241	Roof Vents
73	P-341	RFP-282	Concealed Closures
74	P-355	RFP-295	Increase wall thickness
74	P-307	RFP-257	Control Counters
75	P-328	RFP-275	Roof Expansion Joints
75	P-373	NCC-49	Fire Hydrant Identification
75	P-347	NCC-51	Sign Relocation
75	P-364	NCC-49A	Wood Door Trim
75	P-349	RFP-290	Elevator #9 and OB/GYN Revision





CARDINAL

Contracting Co., Inc.

1137 WASHINGTON STREET ■ SUITE 502
COLUMBIA, SC 29201 ■ 803-254-9064

PLEASE ADDRESS REPLY TO:

P. O. BOX 8408
CAMP LEJEUNE, N.C. 28542
September 29, 1981

Worsham Sprinkler Company, Inc.
P.O. Box 525
Kernersville, North Carolina 27284

Attention: Tommy Forshee

RE: 205 Bed Hospital
Naval Regional Medical Center
Camp Lejeune, North Carolina
Contract Number N62470-77-C-7526

SUBJ: Change Order Recap

Gentlemen:

Enclosed you will find change order recap for all proposals that are executed Change Orders as of September 28, 1981.

Please incorporate all applicable information into your work as these proposals are now contract documents.

You are responsible for making all corrections and/or revisions that affect your work. It is the responsibility of the subcontractors involved in each change to coordinate their work with the contract requirements and other trades that may be affected.

Should you have any questions or comments, please advise.


Very truly yours,

CARDINAL CONTRACTING COMPANY, INC.


John Eckhart
John Eckhart
Project Engineer

JE:em
Enclosure as Noted
cc: Columbia Office
Dallas Office


REC.	SEP 30 1981	
To	Int.	Date
FILE		




<u>CHANGE ORDER NUMBER</u>	<u>PROPOSAL NUMBER</u>	<u>RFP or NCC NUMBER</u>	<u>DESCRIPTION</u>
1	P - 6	RFP - 3	Electrical Modification
1	P - 7	RFP - 5	Relocate Electrical Outlets
1	P - 11	RFP - 10	Access Road to Voltage Regulator
1	P - 12	RFP - 12	Electrical Modification
1	P - 19	RFP - 19	Electrical Modification
1	P - 24	RFP - 22	Delete Headwall and Change Swale on A Street
1	P - 25	RFP - 23	Pedestal Splice Between Communication Manholes
1	P - 28	RFP - 25	Add Electrical Switch to Room E 109A
1	P - 33	RFP - 28	Delete Clearing at Helipad
1	P - 34	RFP - 29	Change Diameter of Manhole #47 from 4' to 6'
2	P - 2	NCC - 1	Grade Change at Helipad
2	P - 3	NCC - 2	Grade Change at Public Works Building
2		NCC - 3	Revised Test Pile Locations
2	P - 16	NCC - 4	Change Swale at Brewster Boulevard
2		NCC - 5	Electrical Modification
2		NCC - 6	Revised Pile Caps
2		NCC - 7	Modify Superelevation on A Street
2		NCC - 8	Smoke Damper Redesignation
2		NCC - 9	Electrical Selector Switches
2		NCC - 10	Modify Vacuum Cleaning System
3	P - 10	RFP - 9	Remove and Replace Unsuitable Material on C Street
4	P - 31	RFP - 8	Electrical Revision at Main Switch Station
5	P - 4	RFP - 2	Add Water Proofing
5	P - 14	RFP - 13	Add Column H-26 to Column Schedule
6	P - 22	RFP - 21	Thicken Boiler Pad
6	P - 40	RFP - 15	Electrical Modification
6	P - 49	RFP - 41	Revise Pole Location
6	P - 51		Revise Sanitary Sewer Routing Basement
6	P - 58	RFP - 47	Add Load Coils for Underground Telephone
7	P - 15		VECP - Bryant Durham/Starr
8	P - 59	RFP - 48	Pole Line Construction
8	P - 37	RFP - 31	OTO/OPTH Transformer
8	P - 18	RFP - 17	Sterilizer Revision
9	P - 42	RFP - 35	Revise Wall Dimension
9	P - 46	RFP - 39	Change Dimensions
10	P - 82	RFP - 65	Electrical Modification
10	P - 5	RFP - 4	Conduit at Chemical Tank
11	P - 68		Time Extension for Weather
12	P - 30	RFP - 27	Duct Revision
13	P - 55	RFP - 45	Auto Analyzer
13	P - 47	RFP - 40	Delete Communication Manhole
13	P - 102	RFP - 84	Hardware Revision
14	P - 53	RFP - 50	Chase for Conduit
14	P - 85	RFP - 67	Electrical Modification
14	P - 81	NCC - 14	Revise Stair Landing
14	P - 84	RFP - 69	Revise Receptical
15	P - 60	RFP - 49	Plumbing Revision
16	P - 57	RFP - 46	Additional Weld Plates
16	P - 72	RFP - 59	Electrical Revision
18	P - 32	RFP - 32	Waldinger VECP




CHANGE ORDER NUMBER	PROPOSAL NUMBER	RFP OR NCC NUMBER	DESCRIPTION
19	P - 45	RFP - 38	Delete ST -7
19	P - 62	RFP - 42	Revise Feeder E-11
19	P - 97	RFP - 79	Floor Drains
19	P - 90	NCC - 17	Revised Drawings
19	P - 77	RFP - 44	Sanitary Sewer Discrepancies
19	P - 117	RFP - 92	Duplex Receptacles
19	P - 91	RFP - 74	Emergency Selection Panel
19	P - 103	RFP - 83	Gas Cocks
20	P - 134		Time Extension - Adverse Weather
21	P - 83	RFP - 64	Wall Outlets and Vacuum Lines
21	P - 109	RFP - 82	Deaireator Relocation
21	P - 131	RFP - 107	P - 7 Sinks at Column Line 19V
22	P - 66	RFP - 53	Rough-in ST-11
22	P - 73	RFP - 60	Exchange Cafeteria
22	P - 89	RFP - 66	Revise PW Pipe
22	P - 112	RFP - 91	Delete Mechanical Room Ceiling
22	P - 122	RFP - 101	Distribution Switchboard
23	P - 105	RFP - 81	Code Blue Conduit
23	P - 107	RFP - 87	Hardware Change N-147, C-205A, C-206A, C-207A
23	P - 139	RFP - 113	Floor Duct - E-116 & C-148
24	P - 141	RFP - 117	P-10/ P-11 Plumbing
24	P - 152	RFP - 124	Pressure Sensitive Washer WE-7
25	P - 65	RFP - 55	Credit for Bed Pan Washer
25	P - 98	RFP - 75	Architectural and Plumbing Revisions
25	P - 111	RFP - 90	Roof Drains
25	P - 128	RFP - 104	Radio Communication
25	P - 145	RFP - 118	WE-1 and WE-2
25	P - 146	RFP - 119	WE-6
25	P - 154	RFP - 128	M-8600 Warming Cabinet
25	P - 164	RFP - 136	Timer Section 16402
26	P - 70	RFP - 57	Dental Utility Outlet
26	P - 124	RFP - 103	Basement G Plumbing Revision
26	P - 166	RFP - 137	Morgue Drain
27	P - 71	RFP - 58	Pharmacy Window
27	P - 119	RFP - 100	Beam B-154
29	P - 159	RFP - 132	Revised Electrical Receptacles
29	P - 173	RFP - 133	2000 Amp Cable Bus
30	P - 151	RFP - 121	X-Ray Apparatus & Accessories
30	P - 176	RFP - 146	Duplex Receptacle Room M- 113
30	P - 179	RFP - 148	Portable Water Shut-off Valve
31	P - 61	RFP - 51	Wall Thickness at Isolated Power Panel
31	P - 186	RFP - 152	Electric Strip Mold
32	P - 67	RFP - 54	Delete Rough-In for WE-05
32	P - 79	NCC - 13	Dental X-Ray Room W-247
32	P - 20A	RFP - 20	Electrical Circuit Redesignation
32	P - 78	NCC - 15	Finn Tube Installation Modification
32	P - 90	NCC - 17	Revised Drawings
32	P - 99	RFP - 80	Control Circuit Room N-011
32	P - 123	NCC - 18	Floor Clean Out Room N-030A
32	P - 158	NCC - 21	Lighting Circuits




<u>CHANGE ORDER NUMBER</u>	<u>PROPOSAL NUMBER</u>	<u>RFP OR NCC NUMBER</u>	<u>DESCRIPTION</u>
32	P - 160	NCC - 20	Revised Drawings 14-1 and 14-2
32	P - 178	RFP - 147	Toggle Switch Room E-154
32	P - 209	NCC - 11	Metal Frames in Stud Partitions
32	P - 225	NCC - 15	Aluminum Conductor Pigeon
32	P - 93	RFP - 72	Miscellaneous Changes
33	P - 135	RFP - 111	Unsuitable Material
33	P - 143	RFP - 114	Sterilizer Utility
34	P - 13	RFP - 11	Add Wall Reinforcing
34	P - 54	RFP - 43	Pile Length Adjustment
34	P - 140	RFP - 115	Add Canopy Columns
34	P - 150	RFP - 122	Chase Wall Room W-174
34	P - 156	RFP - 130	P-10 Sink Carriers
34	P - 157	RFP - 129	Add Columns Area H
34	P - 88	RFP - 71	Fuel Oil System
35	P - 171	RFP - 141	Partition Intersection
35	P - 172	RFP - 143	Wall Construction
36	P - 181	RFP - 150	Phone Outlets
36	P - 43	RFP - 36	Unsuitable Material
36	P - 212	RFP - 181	Light Fixtures
36	P - 153	RFP - 123	DE-7 Modification
36	P - 87	RFP - 70	Kitchen Cart Wash
36	P - 174	RFP - 144	Atrium FASCIA
36	P - 188	RFP - 161	Telephone Cable
36	P - 189	RFP - 166	Intercom Modification
36	P - 203	RFP - 179	Parapet Coping
37	P - 136	RFP - 110	Unsuitable Material
38	P - 121	RFP - 99	OB/GYN Counter
38	P - 125	RFP - 102	Surgical Light Revision
39	P - 201	RFP - 164	Lower Manhole #14
40	P - 80	RFP - 63	Water Chemistry
40	P - 161	RFP - 135	Bad Material Parking lot #5
40	P - 218	RFP - 187	Delete ME-01 Rooms C-255 & C-257
41	P-138	RFP-77	P-24 Tubs
41	P-137	RFP-112	Fuel Oil Modification
41	P-193	NCC-24	Relocate Projection Screens
41	P-202	NCC-25	Beam Change
41	P-127	RFP-105	Relocate Door S-222
41	P-133	RFP-108	Relocate Door E-160A
41	P-221	RFP-190	Window Head Modification
42	P-118	RFP-98	Patient Room Ceiling Heights
43	P-244		Time Extension (Adverse Weather)
44	P-191	RFP- 196	Signage Hangers
44	P-206	RFP-174	P-36 Hydrants
44	P-211	RFP-180	Bulk Oxygen Modifications
44	P-234	RFP-197	Area Paging
44	P-224	RFP-156	Code Blue
44	P-208	RFP-177	Patient Grounding
44	P-182	RFP-153	Roof Sump Pans
44	P-132	RFP-106	X-Ray Revision
44	P-170	RFP-142	Wall Backing
44	P-195	RFP-168	Diss Outlet
44	P-168	RFP-131	Medical Gas



CHANGE ORDER NUMBER	PROPOSAL NUMBER	RFP OR NCC NUMBER	DESCRIPTION
44	P-162	RFP-134	OR Air Distribution
44	P-185	RFP-155	Film Dispenser
44	P-175	RFP-145	Trans 148-2A
44	P-199	RFP-171	ICU/CCU Walls
44	P-198	RFP-170	Type H Window
44	P-184	RFP-167	TWC-106
44	P-190	RFP-162	P-19 Sink
44	P-230	RFP-194	Roof Drains
44	P-163		Lift Station Brick
44	P-75	RFP-56	Mis. Changes
44	P-204	RFP-175	Storage Trailer
45	P-217	RFP-185	Delete Manhole
46	P-120		Pioneer VECP
47	P-255	RFP-213	Provide Furring
47	P-205	RFP-172	Add Beam
47	P-207	RFP-173	Relocate Door
47	P-223	NCC-28	Door S223 and 223 A
47	P-231	NCC-29	Lightweight Roof Fill
47	P-236	NCC-30	Brick Joints
47	P-240	NCC-31	Color of V.A.T.
47	P-222	NCC-32	NEMA 14-30R
47	P-246	NCC-33	P-00032
47	P-92	NCC-34	Sleeve Drawings
47	P-216	NCC-35	Door Designation W-157
47	P-249	NCC-36	Item BA-9 and BA-28 in Rooms W142 and W-143
47	P-253	NCC-37	Room N-441 Ceiling
47	P-214	NCC-38	Radio Frequency Shielding
47	P-250	NCC-39	Relocate Windows in Rooms W-148A and W-148B
48	P-177	RFP-139	X-Ray Apparatus
49	P-261	RFP-219	Fire Cabinets
51	P-197	RFP-116	G & H Plum VECP
52	P-196	RFP-169	Bond Breaker
52	P-232	RFP-195	AW-24
52	P-252	RFP-211	Telephone Closets
52	P-275	RFP-231	Corner and Bumper Guards
52	P-259	RFP-216	X-Ray Room
52	P-260	RFP-218	Room W-179
52	P-266	RFP-222	C-285
52	P-270	RFP-226	Electrical Service
52	P-227	RFP-193	Delete Equipment
52	P-262	RFP-217	HouseKeeping Pads
52	P-251	RFP-209	Doors
53	P-110	RFP-88	Detention Screens
54	P-115	RFP-93	Collection Area Re-design
55	P-38	RFP-33	Fin Tube
55	P-248	RFP-203	Plumbing Fixtures
55	P-286	RFP-238	P-6 Sink
55	P-263	RFP-220	Exhaust Duct
56	P-279	RFP-240	Waldinger- VECP
57	P-213	RFP-188	EMCS
59	P-280	RFP-205	Potable Water
59	P-273	RFP-225	Electrical Service
59	P-297	RFP-249	Light Fixtures
59	P-281	RFP-235	Lightning Protection
59	P-277	RFP-232	Labor Room Conduit
59	P-278	RFP-233	Elevator Shaft Lighting



<u>CHANGE ORDER NUMBER</u>	<u>PROPOSAL NUMBER</u>	<u>RFP or NCC NUMBER</u>	<u>DESCRIPTION</u>
61	P-220	RFP-192	Vinyl Floor
62	P-243	RFP-201	Fire Walls
62	P-183	RFP-154	Ductwork Revision
63	P-149	RFP-120	Interior Signage
63	P-254	RFP-213	Darkroom Equipment
65	P-256	RFP-214	Wall Wash
65	P-308	RFP-255	Wet Well
65	P-305	RFP-239	Light Fixtures
65	P-306	RFP-258	Nurse Call
65	P-235	RFP-198	Data Translator
65	P-285	RFP-237	Casework
65	P-292	RFP-244	Broad Band
66	P-116	RFP-95	Automatic Door
66	P-238	RFP-200	Expansion Joints
66	P-294	RFP-243	Fuel Tanks
66	P-298	RFP-248	Window Supports
66	P-314	NCC-42	High Volume Cable
66	P-309	NCC-43	Stud Heights
66	P-312	NCC-44	Glass Thickness
66	P-320	NCC-45	Penthouse Drains
66	P-274	NCC-46	Wall W-256
66	P-301	RFP-251	Fuel Tank Access
66	P-332	NCC-48	Elevator Machine Slabs
67	P-291	RFP-245	Ambulance Dispatch
67	P-313	RFP-259	Nurse Call Conduit





CARDINAL

Contracting Co., Inc.

FIRST NATIONAL BANK BUILDING • SUITE 875
1401 MAIN ST. COLUMBIA, S.C. 29201 A/C 803-254-9064

REC.	SEP 3 1981	
To	Int.	Date
<i>RM</i>		<i>9-3</i>
<i>T.F.</i>		
<i>GET BACK WITH ME "Bill"</i>		
FILE		

PLEASE ADDRESS REPLY TO:
P. O. BOX 8408
CAMP LEJEUNE, N.C. 28542

September 1, 1981

Worsham Spinkler Company, Inc.
P.O. Box 525
Kernersville, N.C. 27284

Attention: Tommy Forshee

RE: 205 Bed Hospital
Naval Regional Medical Center
Camp Lejeune, North Carolina
Contract Number N62470-77-C-7526

SUBJ: Change Order Recap

Gentlemen:

Enclosed you will find change order recap for all proposals that are executed Change Orders as of August 31, 1981.

Please incorporate all applicable information into your work as these proposals are now contract documents.

You are responsible for making all corrections and/or revisions that affect your work. It is the responsibility of the subcontractors involved in each change to coordinate their work with the contract requirements and other trades that may be affected.


Should you have any questions or comments, please advise.

Very truly yours,


CARDINAL CONTRACTING COMPANY, INC.

John Eckhart
John Eckhart
Project Engineer


JE:em
Enclosure as Noted
cc: Columbia Office
Dallas Office




<u>CHANGE ORDER NUMBER</u>	<u>PROPOSAL NUMBER</u>	<u>RFP or NCC NUMBER</u>	<u>DESCRIPTION</u>
1	P - 6	RFP - 3	Electrical Modification
1	P - 7	RFP - 5	Relocate Electrical Outlets
1	P - 11	RFP - 10	Access Road to Voltage Regulator
1	P - 12	RFP - 12	Electrical Modification
1	P - 19	RFP - 19	Electrical Modification
1	P - 24	RFP - 22	Delete Headwall and Change Swale on A Street
1	P - 25	RFP - 23	Pedestal Splice Between Communication Manholes
1	P - 28	RFP - 25	Add Electrical Switch to Room E 109A
1	P - 33	RFP - 28	Delete Clearing at Helipad
1	P - 34	RFP - 29	Change Diameter of Manhole #47 from 4' to 6'
2	P - 2	NCC - 1	Grade Change at Helipad
2	P - 3	NCC - 2	Grade Change at Public Works Building
2		NCC - 3	Revised Test Pile Locations
2	P - 16	NCC - 4	Change Swale at Brewster Boulevard
2		NCC - 5	Electrical Modification
2		NCC - 6	Revised Pile Caps
2		NCC - 7	Modify Superelevation on A Street
2		NCC - 8	Smoke Damper Redesignation
2		NCC - 9	Electrical Selector Switches
2		NCC - 10	Modify Vacuum Cleaning System
3	P - 10	RFP - 9	Remove and Replace Unsuitable Material on C Street
4	P - 31	RFP - 8	Electrical Revision at Main Switch Station
5	P - 4	RFP - 2	Add Water Proofing
5	P - 14	RFP - 13	Add Column H-26 to Column Schedule
6	P - 22	RFP - 21	Thicken Boiler Pad
6	P - 40	RFP - 15	Electrical Modification
6	P - 49	RFP - 41	Revise Pole Location
6	P - 51		Revise Sanitary Sewer Routing Basement
6	P - 58	RFP - 47	Add Load Coils for Underground Telephone
7	P - 15		VECP - Bryant Durham/Starr
8	P - 59	RFP - 48	Pole Line Construction
8	P - 37	RFP - 31	OTO/OPTH Transformer
8	P - 18	RFP - 17	Sterilizer Revision
9	P - 42	RFP - 35	Revise Wall Dimension
9	P - 46	RFP - 39	Change Dimensions
10	P - 82	RFP - 65	Electrical Modification
10	P - 5	RFP - 4	Conduit at Chemical Tank
11	P - 68		Time Extension for Weather
12	P - 30	RFP - 27	Duct Revision
13	P - 55	RFP - 45	Auto Analyzer
13	P - 47	RFP - 40	Delete Communication Manhole
13	P - 102	RFP - 84	Hardware Revision
14	P - 53	RFP - 50	Chase for Conduit
14	P - 85	RFP - 67	Electrical Modification
14	P - 81	NCC - 14	Revise Stair Landing
14	P - 84	RFP - 69	Revise Receptical
15	P - 60	RFP - 49	Plumbing Revision
16	P - 57	RFP - 46	Additional Weld Plates
16	P - 72	RFP - 59	Electrical Revision
18	P - 32	RFP - 32	Waldinger VECP




<u>CHANGE ORDER NUMBER</u>	<u>PROPOSAL NUMBER</u>	<u>RFP OR NCC NUMBER</u>	<u>DESCRIPTION</u>
19	P - 45	RFP - 38	Delete ST -7
19	P - 62	RFP - 42	Revise Feeder E-11
19	P - 97	RFP - 79	Floor Drains
19	P - 90	NCC - 17	Revised Drawings
19	P - 77	RFP - 44	Sanitary Sewer Discrepancies
19	P - 117	RFP - 92	Duplex Receptacles
19	P - 91	RFP - 74	Emergency Selection Panel
19	P - 103	RFP - 83	Gas Cocks
20	P - 134		Time Extension - Adverse Weather
21	P - 83	RFP - 64	Wall Outlets and Vacuum Lines
21	P - 109	RFP - 82	Deaireator Relocation
21	P - 131	RFP - 107	P - 7 Sinks at Column Line 19V
22	P - 66	RFP - 53	Rough-in ST-11
22	P - 73	RFP - 60	Exchange Cafeteria
22	P - 89	RFP - 66	Revise PW Pipe
22	P - 112	RFP - 91	Delete Mechanical Room Ceiling
22	P - 122	RFP - 101	Distribution Switchboard
23	P - 105	RFP - 81	Code Blue Conduit
23	P - 107	RFP - 87	Hardware Change N-147, C-205A, C-206A, C-207A
23	P - 139	RFP - 113	Floor Duct - E-116 & C-148
24	P - 141	RFP - 117	P-10/ P-11 Plumbing
24	P - 152	RFP - 124	Pressure Sensitive Washer WE-7
25	P - 65	RFP - 55	Credit for Bed Pan Washer
25	P - 98	RFP - 75	Architectural and Plumbing Revisions
25	P - 111	RFP - 90	Roof Drains
25	P - 128	RFP - 104	Radio Communication
25	P - 145	RFP - 118	WE-1 and WE-2
25	P - 146	RFP - 119	WE-6
25	P - 154	RFP - 128	M-8600 Warming Cabinet
25	P - 164	RFP - 136	Timer Section 16402
26	P - 70	RFP - 57	Dental Utility Outlet
26	P - 124	RFP - 103	Basement G Plumbing Revision
26	P - 166	RFP - 137	Morgue Drain
27	P - 71	RFP - 58	Pharmacy Window
27	P - 119	RFP - 100	Beam B-154
29	P - 159	RFP - 132	Revised Electrical Receptacles
29	P - 173	RFP - 133	2000 Amp Cable Bus
30	P - 151	RFP - 121	X-Ray Apparatus & Accessories
30	P - 176	RFP - 146	Duplex Receptacle Room M- 113
30	P - 179	RFP - 148	Portable Water Shut-off Valve
31	P - 61	RFP - 51	Wall Thickness at Isolated Power Panel
31	P - 186	RFP - 152	Electric Strip Mold
32	P - 67	RFP - 54	Delete Rough-In for WE-05
32	P - 79	NCC - 13	Dental X-Ray Room W-247
32	P - 20A	RFP - 20	Electrical Circuit Redesignation
32	P - 78	NCC - 15	Finn Tube Installation Modification
32	P - 90	NCC - 17	Revised Drawings
32	P - 99	RFP - 80	Control Circuit Room N-011
32	P - 123	NCC - 18	Floor Clean Out Room N-030A
32	P - 158	NCC - 21	Lighting Circuits



<u>CHANGE ORDER NUMBER</u>	<u>PROPOSAL NUMBER</u>	<u>RFP OR NCC NUMBER</u>	<u>DESCRIPTION</u>
32	P - 160	NCC - 20	Revised Drawings 14-1 and 14-2
32	P - 178	RFP - 147	Toggle Switch Room E-154
32	P - 209	NCC - 11	Metal Frames in Stud Partitions
32	P - 225	NCC - 15	Aluminum Conductor Pigeon
32	P - 93	RFP - 72	Miscellaneous Changes
33	P - 135	RFP - 111	Unsuitable Material
33	P - 143	RFP - 114	Sterilizer Utility
34	P - 13	RFP - 11	Add Wall Reinforcing
34	P - 54	RFP - 43	Pile Length Adjustment
34	P - 140	RFP - 115	Add Canopy Columns
34	P - 150	RFP - 122	Chase Wall Room W-174
34	P - 156	RFP - 130	P-10 Sink Carriers
34	P - 157	RFP - 129	Add Columns Area H
34	P - 88	RFP - 71	Fuel Oil System
35	P - 171	RFP - 141	Partition Intersection
35	P - 172	RFP - 143	Wall Construction
36	P - 181	RFP - 150	Phone Outlets
36	P - 43	RFP - 36	Unsuitable Material
36	P - 212	RFP - 181	Light Fixtures
36	P - 153	RFP - 123	DE-7 Modification
36	P - 87	RFP - 70	Kitchen Cart Wash
36	P - 174	RFP - 144	Atrium FASCIA
36	P - 188	RFP - 161	Telephone Cable
36	P - 189	RFP - 166	Intercom Modification
36	P - 203	RFP - 179	Parapet Coping
37	P - 136	RFP - 110	Unsuitable Material
38	P - 121	RFP - 99	OB/GYN Counter
38	P - 125	RFP - 102	Surgical Light Revision
39	P - 201	RFP - 164	Lower Manhole #14
40	P - 80	RFP - 63	Water Chemistry
40	P - 161	RFP - 135	Bad Material Parking lot #5
40	P - 218	RFP - 187	Delete ME-01 Rooms C-255 & C-257
41	P-138	RFP-77	P-24 Tubs
41	P-137	RFP-112	Fuel Oil Modification
41	P-193	NCC-24	Relocate Projection Screens
41	P-202	NCC-25	Beam Change
41	P-127	RFP-105	Relocate Door S-222
41	P-133	RFP-108	Relocate Door E-160A
41	P-221	RFP-190	Window Head Modification
42	P-118	RFP-98	Patient Room Ceiling Heights
43	P-244		Time Extension (Adverse Weather)
44	P-191	RFP- 196	Signage Hangers
44	P-206	RFP-174	P-36 Hydrants
44	P-211	RFP-180	Bulk Oxygen Modifications
44	P-234	RFP-197	Area Paging
44	P-224	RFP-156	Code Blue
44	P-208	RFP-177	Patient Grounding
44	P-182	RFP-153	Roof Sump Pans
44	P-132	RFP-106	X-Ray Revision
44	P-170	RFP-142	Wall Backing
44	P-195	RFP-168	Diss Outlet
44	P-168	RFP-131	Medical Gas



CHANGE ORDER NUMBER	PROPOSAL NUMBER	RFP OR NCC NUMBER	DESCRIPTION
44	P-162	RFP-134	OR Air Distribution
44	P-185	RFP-155	Film Dispenser
44	P-175	RFP-145	Trans 148-2A
44	P-199	RFP-171	ICU/CCU Walls
44	P-198	RFP-170	Type H Window
44	P-184	RFP-167	TWC-106
44	P-190	RFP-162	P-19 Sink
44	P-230	RFP-194	Roof Drains
44	P-163		Lift Station Brick
44	P-75	RFP-56	Mis. Changes
44	P-204	RFP-175	Storage Trailer
45	P-217	RFP-185	Delete Manhole
46	P-120		Pioneer VECP
47	P-255	RFP-213	Provide Furring
47	P-205	RFP-172	Add Beam
47	P-207	RFP-173	Relocate Door
47	P-223	NCC-28	Door S223 and 223 A
47	P-231	NCC-29	Lightweight Roof Fill
47	P-236	NCC-30	Brick Joints
47	P-240	NCC-31	Color of V.A.T.
47	P-222	NCC-32	NEMA 14-30R
47	P-246	NCC-33	P-00032
47	P-92	NCC-34	Sleeve Drawings
47	P-216	NCC-35	Door Designation W-157
47	P-249	NCC-36	Item BA-9 and BA-28 in Rooms W142 and W-143
47	P-253	NCC-37	Room N-441 Ceiling
47	P-214	NCC-38	Radio Frequency Shielding
47	P-250	NCC-39	Relocate Windows in Rooms W-148A and W-148B
48	P-177	RFP-139	X-Ray Apparatus
49	P-261	RFP-219	Fire Cabinets
51	P-197	RFP-116	G & H Plum VECP
52	P-196	RFP-169	Bond Breaker
52	P-232	RFP-195	AW-24
52	P-252	RFP-211	Telephone Closets
52	P-275	RFP-231	Corner and Bumper Guards
52	P-259	RFP-216	X-Ray Room
52	P-260	RFP-218	Room W-179
52	P-266	RFP-222	C-285
52	P-270	RFP-226	Electrical Service
52	P-227	RFP-193	Delete Equipment
52	P-262	RFP-217	HouseKeeping Pads
52	P-251	RFP-209	Doors
53	P-110	RFP-88	Detention Screens
54	P-115	RFP-93	Collection Area Re-design
55	P-38	RFP-33	Fin Tube
55	P-248	RFP-203	Plumbing Fixtures
55	P-286	RFP-238	P-6 Sink
55	P-263	RFP-220	Exhaust Duct
56	P-279	RFP-240	Waldinger- VECP
57	P-213	RFP-188	EMCS
59	P-280	RFP-205	Potable Water
59	P-273	RFP-225	Electrical Service
59	P-297	RFP-249	Light Fixtures
59	P-281	RFP-235	Lightning Protection
59	P-277	RFP-232	Labor Room Conduit
59	P-278	RFP-233	Elevator Shaft Lighting



CHANGE
ORDER
NUMBER

PROPOSAL
NUMBER

RFP or NCC
NUMBER


DESCRIPTION

61
62
62

P-220
P-243
P-183

RFP-192
RFP-201
RFP-154

Vinyl Floor
Fire Walls
Ductwork Revision





CARDINAL

Contracting Co., Inc.

REC. JUL 31 1981	To	Date				
	ROME 8-3					
	C.O. FILE					
						FILE

FIRST NATIONAL BANK BUILDING - SUITE 875
1401 MAIN ST. COLUMBIA, S.C. 29201 A/C 803-254-9064

PLEASE ADDRESS REPLY TO:
P. O. BOX 8408
CAMP LEJEUNE, N.C. 28542

July 29, 1981

Worsham Sprinkler Company, Inc.
P.O. Box 525
Kernersville, North Carolina 27284

Attention: Tommy Forshee

RE: 205 Bed Hospital
Naval Regional Medical Center
Camp Lejeune, North Carolina
Contract Number N62470-77-C7526

SUBJ: Change Order Recap

Gentlemen:

Enclosed you will find change order recap for all proposals that are executed Change Orders as of July 30, 1981.

Please incorporate all applicable information into your work as these proposals are now contract documents.

You are responsible for making all corrections and/or revisions that affect your work. It is the responsibility of the subcontractors involved in each change to coordinate their work with the contract requirements and other trades that may be affected.


Should you have any questions or comments, please advise.

Very truly yours,


CARDINAL CONTRACTING COMPANY, INC.

John Eckhart
Project Engineer


JE:em
Enclosure as Noted
cc: Columbia Office
Dallas Office




<u>CHANGE ORDER NUMBER</u>	<u>PROPOSAL NUMBER</u>	<u>RFP or NCC NUMBER</u>	<u>DESCRIPTION</u>
1	P - 6	RFP - 3	Electrical Modification
1	P - 7	RFP - 5	Relocate Electrical Outlets
1	P - 11	RFP - 10	Access Road to Voltage Regulator
1	P - 12	RFP - 12	Electrical Modification
1	P - 19	RFP - 19	Electrical Modification
1	P - 24	RFP - 22	Delete Headwall and Change Swale on A Street
1	P - 25	RFP - 23	Pedestal Splice Between Communication Manholes
1	P - 28	RFP - 25	Add Electrical Switch to Room E 109A
1	P - 33	RFP - 28	Delete Clearing at Helipad
1	P - 34	RFP - 29	Change Diameter of Manhole #47 from 4' to 6'
2	P - 2	NCC - 1	Grade Change at Helipad
2	P - 3	NCC - 2	Grade Change at Public Works Building
2		NCC - 3	Revised Test Pile Locations
2	P - 16	NCC - 4	Change Swale at Brewster Boulevard
2		NCC - 5	Electrical Modification
2		NCC - 6	Revised Pile Caps
2		NCC - 7	Modify Superelevation on A Street
2		NCC - 8	Smoke Damper Redesignation
2		NCC - 9	Electrical Selector Switches
2		NCC - 10	Modify Vacuum Cleaning System
3	P - 10	RFP - 9	Remove and Replace Unsuitable Material on C Street
4	P - 31	RFP - 8	Electrical Revision at Main Switch Station
5	P - 4	RFP - 2	Add Water Proofing
5	P - 14	RFP - 13	Add Column H-26 to Column Schedule
6	P - 22	RFP - 21	Thicken Boiler Pad
6	P - 40	RFP - 15	Electrical Modification
6	P - 49	RFP - 41	Revise Pole Location
6	P - 51		Revise Sanitary Sewer Routing Basement
6	P - 58	RFP - 47	Add Load Coils for Underground Telephone
7	P - 15		VECP - Bryant Durham/Starr
8	P - 59	RFP - 48	Pole Line Construction
8	P - 37	RFP - 31	OTO/OPTH Transformer
8	P - 18	RFP - 17	Sterilizer Revision
9	P - 42	RFP - 35	Revise Wall Dimension
9	P - 46	RFP - 39	Change Dimensions
10	P - 82	RFP - 65	Electrical Modification
10	P - 5	RFP - 4	Conduit at Chemical Tank
11	P - 68		Time Extension for Weather
12	P - 30	RFP - 27	Duct Revision
13	P - 55	RFP - 45	Auto Analyzer
13	P - 47	RFP - 40	Delete Communication Manhole
13	P - 102	RFP - 84	Hardware Revision
14	P - 53	RFP - 50	Chase for Conduit
14	P - 85	RFP - 67	Electrical Modification
14	P - 81	NCC - 14	Revise Stair Landing
14	P - 84	RFP - 69	Revise Receptical
15	P - 60	RFP - 49	Plumbing Revision
16	P - 57	RFP - 46	Additional Weld Plates
16	P - 72	RFP - 59	Electrical Revision
18	P - 32	RFP - 32	Waldinger VECP




CHANGE ORDER NUMBER	PROPOSAL NUMBER	RFP OR NCC NUMBER	DESCRIPTION
19	P - 45	RFP - 38	Delete ST -7
19	P - 62	RFP - 42	Revise Feeder E-11
19	P - 97	RFP - 79	Floor Drains
19	P - 90	NCC - 17	Revised Drawings
19	P - 77	RFP - 44	Sanitary Sewer Discrepancies
19	P - 117	RFP - 92	Duplex Receptacles
19	P - 91	RFP - 74	Emergency Selection Panel
19	P - 103	RFP - 83	Gas Cocks
20	P - 134		Time Extension - Adverse Weather
21	P - 83	RFP - 64	Wall Outlets and Vacuum Lines
21	P - 109	RFP - 82	Deaireator Relocation
21	P - 131	RFP - 107	P - 7 Sinks at Column Line 19V
22	P - 66	RFP - 53	Rough-in ST-11
22	P - 73	RFP - 60	Exchange Cafeteria
22	P - 89	RFP - 66	Revise PW Pipe
22	P - 112	RFP - 91	Delete Mechanical Room Ceiling
22	P - 122	RFP - 101	Distribution Switchboard
23	P - 105	RFP - 81	Code Blue Conduit
23	P - 107	RFP - 87	Hardware Change N-147, C-205A, C-206A, C-207A
23	P - 139	RFP - 113	Floor Duct - E-116 & C-148
24	P - 141	RFP - 117	P-10/ P-11 Plumbing
24	P - 152	RFP - 124	Pressure Sensitive Washer WE-7
25	P - 65	RFP - 55	Credit for Bed Pan Washer
25	P - 98	RFP - 75	Architectural and Plumbing Revisions
25	P - 111	RFP - 90	Roof Drains
25	P - 128	RFP - 104	Radio Communication
25	P - 145	RFP - 118	WE-1 and WE-2
25	P - 146	RFP - 119	WE-6
25	P - 154	RFP - 128	M-8600 Warming Cabinet
25	P - 164	RFP - 136	Timer Section 16402
26	P - 70	RFP - 57	Dental Utility Outlet
26	P - 124	RFP - 103	Basement G Plumbing Revision
26	P - 166	RFP - 137	Morgue Drain
27	P - 71	RFP - 58	Pharmacy Window
27	P - 119	RFP - 100	Beam B-154
29	P - 159	RFP - 132	Revised Electrical Receptacles
29	P - 173	RFP - 133	2000 Amp Cable Bus
30	P - 151	RFP - 121	X-Ray Apparatus & Accessories
30	P - 176	RFP - 146	Duplex Receptacle Room M- 113
30	P - 179	RFP - 148	Portable Water Shut-off Valve
31	P - 61	RFP - 51	Wall Thickness at Isolated Power Panel
31	P - 186	RFP - 152	Electric Strip Mold
32	P - 67	RFP - 54	Delete Rough-In for WE-05
32	P - 79	NCC - 13	Dental X-Ray Room W-247
32	P - 20A	RFP - 20	Electrical Circuit Redesignation
32	P - 78	NCC - 15	Finn Tube Installation Modification
32	P - 90	NCC - 17	Revised Drawings
32	P - 99	RFP - 80	Control Circuit Room N-011
32	P - 123	NCC - 18	Floor Clean Out Room N-030A
32	P - 158	NCC - 21	Lighting Circuits



<u>CHANGE ORDER NUMBER</u>	<u>PROPOSAL NUMBER</u>	<u>RFP OR NCC NUMBER</u>	<u>DESCRIPTION</u>
32	P - 160	NCC - 20	Revised Drawings 14-1 and 14-2
32	P - 178	RFP - 147	Toggle Switch Room E-154
32	P - 209	NCC - 11	Metal Frames in Stud Partitions
32	P - 225	NCC - 15	Aluminum Conductor Pigeon
32	P - 93	RFP - 72	Miscellaneous Changes
33	P - 135	RFP - 111	Unsuitable Material
33	P - 143	RFP - 114	Sterilizer Utility
34	P - 13	RFP - 11	Add Wall Reinforcing
34	P - 54	RFP - 43	Pile Length Adjustment
34	P - 140	RFP - 115	Add Canopy Columns
34	P - 150	RFP - 122	Chase Wall Room W-174
34	P - 156	RFP - 130	P-10 Sink Carriers
34	P - 157	RFP - 129	Add Columns Area H
34	P - 88	RFP - 71	Fuel Oil System
35	P - 171	RFP - 141	Partition Intersection
35	P - 172	RFP - 143	Wall Construction
36	P - 181	RFP - 150	Phone Outlets
36	P - 43	RFP - 36	Unsuitable Material
36	P - 212	RFP - 181	Light Fixtures
36	P - 153	RFP - 123	DE-7 Modification
36	P - 87	RFP - 70	Kitchen Cart Wash
36	P - 174	RFP - 144	Atrium FASCIA
36	P - 188	RFP - 161	Telephone Cable
36	P - 189	RFP - 166	Intercom Modification
36	P - 203	RFP - 179	Parapet Coping
37	P - 136	RFP - 110	Unsuitable Material
38	P - 121	RFP - 99	OB/GYN Counter
38	P - 125	RFP - 102	Surgical Light Revision
39	P - 201	RFP - 164	Lower Manhole #14
40	P - 80	RFP - 63	Water Chemistry
40	P - 161	RFP - 135	Bad Material Parking lot #5
40	P - 218	RFP - 187	Delete ME-01 Rooms C-255 & C-257
41	P-138	RFP-77	P-24 Tubs
41	P-137	RFP-112	Fuel Oil Modification
41	P-193	NCC-24	Relocate Projection Screens
41	P-202	NCC-25	Beam Change
41	P-127	RFP-105	Relocate Door S-222
41	P-133	RFP-108	Relocate Door E-160A
41	P-221	RFP-190	Window Head Modification
43 ⁴²	P-118	RFP-98	Patient Room Ceiling Heights
44	P-244		Time Extension (Adverse Weather)
44	P-191	RFP- 196	Signage Hangers
44	P-206	RFP-174	P-36 Hydrants
44	P-211	RFP-180	Bulk Oxygen Modifications
44	P-234	RFP-197	Area Paging
44	P-224	RFP-156	Code Blue
44	P-208	RFP-177	Patient Grounding
44	P-182	RFP-153	Roof Sump Pans
44	P-132	RFP-106	X-Ray Revision
44	P-170	RFP-142	Wall Backing
44	P-195	RFP-168	Diss Outlet
44	P-168	RFP-131	Medical Gas



<u>CHANGE ORDER NUMBER</u>	<u>PROPOSAL NUMBER</u>	<u>RFP OR NCC NUMBER</u>	<u>DESCRIPTION</u>
44	P-162	RFP-134	OR Air Distribution
44	P-185	RFP-155	Film Dispenser
44	P-175	RFP-145	Trans 148-2A
44	P-199	RFP-171	ICU/CCU Walls
44	P-198	RFP-170	Type H Window
44	P-184	RFP-167	TWC-106
44	P-190	RFP-162	P-19 Sink
44	P-230	RFP-194	Roof Drains
44	P-163		Lift Station Brick
44	P-75	RFP-56	Mis. Changes
44	P-204	RFP-175	Storage Trailer
45	P-217	RFP-185	Delete Manhole
46	P-120		Pioneer VECP
47	P-255	RFP-213	Provide Furring
47	P-205	RFP-172	Add Beam
47	P-207	RFP-173	Relocate Door
47	P-223	NCC-28	Door S223 and 223 A
47	P-231	NCC-29	Lightweight Roof Fill
47	P-236	NCC-30	Brick Joints
47	P-240	NCC-31	Color of V.A.T.
47	P-222	NCC-32	NEMA 14-30R
47	P-246	NCC-33	P-00032
47	P-92	NCC-34	Sleeve Drawings
47	P-216	NCC-35	Door Designation W-157
47	P-249	NCC-36	Item BA-9 and BA-28 in Rooms W142 and W-143
47	P-253	NCC-37	Room N-441 Ceiling
47	P-214	NCC-38	Radio Frequency Shielding
47	P-250	NCC-39	Relocate Windows in Rooms W-148A and W-148B
49	P-261	RFP-219	Fire Cabinets
51	P-197	RFP-116	G & H Plum VECP
53	P-110	RFP-88	Detention Screens
54	P-115	RFP-93	Collection Area Re-design
56	P-279	RFP-240	Waldinger - VECP
57	P-213	RFP-188	EMCS





CARDINAL

Contracting Co., Inc.

FIRST NATIONAL BANK BUILDING - SUITE 875
1401 MAIN ST. COLUMBIA, S.C. 29201 A/C 803-254-9064

REC. JUN 30 1981		
To	Int.	Date
FILE	BVE	7-1
PLEASE ADDRESS REPLY TO:		
P. O. BOX 8408		
CAMP LEJEUNE, N.C. 28542		

June 30, 1981

Worsham Sprinkler Company, Inc.
P.O. Box 525
Kernersville, North Carolina 27284

Attention: Tommy Forshee

RE: 205 Bed Hospital
Naval Regional Medical Center
Camp Lejeune, North Carolina
Contract Number N62470-77-C-7526

SUBJ: Change Order Recap

Gentlemen:

Enclosed you will find change order recap for all proposals that are executed Change Orders as of June 30, 1981.

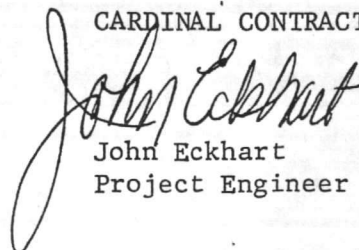
Please incorporate all applicable information into your work as these proposals are now contract documents.

You are responsible for making all corrections and/or revisions that affect your work. It is the responsibility of the subcontractors involved in each change to coordinate their work with the contract requirements and other trades that may be affected.


Should you have any questions or comments, please advise.

Very truly yours,


CARDINAL CONTRACTING COMPANY, INC.


John Eckhart
Project Engineer


JE:em
Attachment as Noted




<u>CHANGE ORDER NUMBER</u>	<u>PROPOSAL NUMBER</u>	<u>RFP or NCC NUMBER</u>	<u>DESCRIPTION</u>
1	P - 6	RFP - 3	Electrical Modification
1	P - 7	RFP - 5	Relocate Electrical Outlets
1	P - 11	RFP - 10	Access Road to Voltage Regulator
1	P - 12	RFP - 12	Electrical Modification
1	P - 19	RFP - 19	Electrical Modification
1	P - 24	RFP - 22	Delete Headwall and Change Swale on A Street
1	P - 25	RFP - 23	Pedestal Splice Between Communication Manholes
1	P - 28	RFP - 25	Add Electrical Switch to Room E 109A
1	P - 33	RFP - 28	Delete Clearing at Helipad
1	P - 34	RFP - 29	Change Diameter of Manhole #47 from 4' to 6'
2	P - 2	NCC - 1	Grade Change at Helipad
2	P - 3	NCC - 2	Grade Change at Public Works Building
2		NCC - 3	Revised Test Pile Locations
2	P - 16	NCC - 4	Change Swale at Brewster Boulevard
2		NCC - 5	Electrical Modification
2		NCC - 6	Revised Pile Caps
2		NCC - 7	Modify Superelevation on A Street
2		NCC - 8	Smoke Damper Redesignation
2		NCC - 9	Electrical Selector Switches
2		NCC - 10	Modify Vacuum Cleaning System
3	P - 10	RFP - 9	Remove and Replace Unsuitable Material on C Street
4	P - 31	RFP - 8	Electrical Revision at Main Switch Station
5	P - 4	RFP - 2	Add Water Proofing
5	P - 14	RFP - 13	Add Column H-26 to Column Schedule
6	P - 22	RFP - 21	Thicken Boiler Pad
6	P - 40	RFP - 15	Electrical Modification
6	P - 49	RFP - 41	Revise Pole Location
6	P - 51		Revise Sanitary Sewer Routing Basement
6	P - 58	RFP - 47	Add Load Coils for Underground Telephone
7	P - 15		VECP - Bryant Durham/Starr
8	P - 59	RFP - 48	Pole Line Construction
8	P - 37	RFP - 31	OTO/OPTH Transformer
8	P - 18	RFP - 17	Sterilizer Revision
9	P - 42	RFP - 35	Revise Wall Dimension
9	P - 46	RFP - 39	Change Dimensions
10	P - 82	RFP - 65	Electrical Modification
10	P - 5	RFP - 4	Conduit at Chemical Tank
11	P - 68		Time Extension for Weather
12	P - 30	RFP - 27	Duct Revision
13	P - 55	RFP - 45	Auto Analyzer
13	P - 47	RFP - 40	Delete Communication Manhole
13	P - 102	RFP - 84	Hardware Revision
14	P - 53	RFP - 50	Chase for Conduit
14	P - 85	RFP - 67	Electrical Modification
14	P - 81	NCC - 14	Revise Stair Landing
14	P - 84	RFP - 69	Revise Receptical
15	P - 60	RFP - 49	Plumbing Revision
16	P - 57	RFP - 46	Additional Weld Plates
16	P - 72	RFP - 59	Electrical Revision
18	P - 32	RFP - 32	Waldinger VECP




CHANGE ORDER NUMBER	PROPOSAL NUMBER	RFP OR NCC NUMBER	DESCRIPTION
19	P - 45	RFP - 38	Delete ST -7
19	P - 62	RFP - 42	Revise Feeder E-11
19	P - 97	RFP - 79	Floor Drains
19	P - 90	NCC - 17	Revised Drawings
19	P - 77	RFP - 44	Sanitary Sewer Discrepancies
19	P - 117	RFP - 92	Duplex Receptacles
19	P - 91	RFP - 74	Emergency Selection Panel
19	P - 103	RFP - 83	Gas Cocks
20	P - 134		Time Extension - Adverse Weather
21	P - 83	RFP - 64	Wall Outlets and Vacuum Lines
21	P - 109	RFP - 82	Deaireator Relocation
21	P - 131	RFP - 107	P - 7 Sinks at Column Line 19V
22	P - 66	RFP - 53	Rough-in ST-11
22	P - 73	RFP - 60	Exchange Cafeteria
22	P - 89	RFP - 66	Revise PW Pipe
22	P - 112	RFP - 91	Delete Mechanical Room Ceiling
22	P - 122	RFP - 101	Distribution Switchboard
23	P - 105	RFP - 81	Code Blue Conduit
23	P - 107	RFP - 87	Hardware Change N-147, C-205A, C-206A, C-207A
23	P - 139	RFP - 113	Floor Duct - E-116 & C-148
24	P - 141	RFP - 117	P-10/ P-11 Plumbing
24	P - 152	RFP - 124	Pressure Sensitive Washer WE-7
25	P - 65	RFP - 55	Credit for Bed Pan Washer
25	P - 98	RFP - 75	Architectural and Plumbing Revisions
25	P - 111	RFP - 90	Roof Drains
25	P - 128	RFP - 104	Radio Communication
25	P - 145	RFP - 118	WE-1 and WE-2
25	P - 146	RFP - 119	WE-6
25	P - 154	RFP - 128	M-8600 Warming Cabinet
25	P - 164	RFP - 136	Timer Section 16402
26	P - 70	RFP - 57	Dental Utility Outlet
26	P - 124	RFP - 103	Basement G Plumbing Revision
26	P - 166	RFP - 137	Morgue Drain
27	P - 71	RFP - 58	Pharmacy Window
27	P - 119	RFP - 100	Beam B-154
29	P - 159	RFP - 132	Revised Electrical Receptacles
29	P - 173	RFP - 133	2000 Amp Cable Bus
30	P - 151	RFP - 121	X-Ray Apparatus & Accessories
30	P - 176	RFP - 146	Duplex Receptacle Room M- 113
30	P - 179	RFP - 148	Portable Water Shut-off Valve
31	P - 61	RFP - 51	Wall Thickness at Isolated Power Panel
31	P - 186	RFP - 152	Electric Strip Mold
32	P - 67	RFP - 54	Delete Rough-In for WE-05
32	P - 79	NCC - 13	Dental X-Ray Room W-247
32	P - 20A	RFP - 20	Electrical Circuit Redesignation
32	P - 78	NCC - 15	Finn Tube Installation Modification
32	P - 90	NCC - 17	Revised Drawings
32	P - 99	RFP - 80	Control Circuit Room N-011
32	P - 123	NCC - 18	Floor Clean Out Room N-030A
32	P - 158	NCC - 21	Lighting Circuits



<u>CHANGE ORDER NUMBER</u>	<u>PROPOSAL NUMBER</u>	<u>RFP OR NCC NUMBER</u>	<u>DESCRIPTION</u>
32	P - 160	NCC - 20	Revised Drawings 14-1 and 14-2
32	P - 178	RFP - 147	Toggle Switch Room E-154
32	P - 209	NCC - 11	Metal Frames in Stud Partitions
32	P - 225	NCC - 15	Aluminum Conductor Pigeon
32	P - 93	RFP - 72	Miscellaneous Changes
33	P - 135	RFP - 111	Unsuitable Material
33	P - 143	RFP - 114	Sterilizer Utility
34	P - 13	RFP - 11	Add Wall Reinforcing
34	P - 54	RFP - 43	Pile Length Adjustment
34	P - 140	RFP - 115	Add Canopy Columns
34	P - 150	RFP - 122	Chase Wall Room W-174
34	P - 156	RFP - 130	P-10 Sink Carriers
34	P - 157	RFP - 129	Add Columns Area H
34	P - 88	RFP - 71	Fuel Oil System
35	P - 171	RFP - 141	Partition Intersection
35	P - 172	RFP - 143	Wall Construction
36	P - 181	RFP - 150	Phone Outlets
36	P - 43	RFP - 36	Unsuitable Material
36	P - 212	RFP - 181	Light Fixtures
36	P - 153	RFP - 123	DE-7 Modification
36	P - 87	RFP - 70	Kitchen Cart Wash
36	P - 174	RFP - 144	Atrium FASCIA
36	P - 188	RFP - 161	Telephone Cable
36	P - 189	RFP - 166	Intercom Modification
36	P - 203	RFP - 179	Parapet Coping
37	P - 136	RFP - 110	Unsuitable Material
38	P - 121	RFP - 99	OB/GYN Counter
38	P - 125	RFP - 102	Surgical Light Revision
39	P - 201	RFP - 164	Lower Manhole #14
40	P - 80	RFP - 63	Water Chemistry
40	P - 161	RFP - 135	Bad Material Parking lot #5
40	P - 218	RFP - 187	Delete ME-01 Rooms C-255 & C-257
41	P-138	RFP-77	P-24 Tubs
41	P-137	RFP-112	Fuel Oil Modification
41	P-193	NCC-24	Relocate Projection Screens
41	P-202	NCC-25	Beam Change
41	P-127	RFP-105	Relocate Door S-222
41	P-133	RFP-108	Relocate Door E-160A
41	P-221	RFP-190	Window Head Modification
42	P-118	RFP-98	Patient Room Ceiling Heights
43	P-244		Time Extension (Adverse Weather)
44	P-191	RFP- 196	Signage Hangers
44	P-206	RFP-174	P-36 Hydrants
44	P-211	RFP-180	Bulk Oxygen Modifications
44	P-234	RFP-197	Area Paging
44	P-224	RFP-156	Code Blue
44	P-208	RFP-177	Patient Grounding
44	P-182	RFP-153	Roof Sump Pans
44	P-132	RFP-106	X-Ray Revision
44	P-170	RFP-142	Wall Backing
44	<u>P-195</u>	RFP-168	Diss Outlet
44	P-168	RFP-131	Medical Gas



<u>CHANGE ORDER NUMBER</u>	<u>PROPOSAL NUMBER</u>	<u>RFP OR NCC NUMBER</u>	<u>DESCRIPTION</u>
44	P-162	RFP-134	OR Air Distribution
44	P-185	RFP-155	Film Dispenser
44	P-175	RFP-145	Trans 148-2A
44	P-199	RFP-171	ICU/CCU Walls
44	P-198	RFP-170	Type H Window
44	P-184	RFP-167	IWC-106
44	P-190	RFP-162	P-19 Sink
44	P-230	RFP-194	Roof Drains
44	P-163		Lift Station Brick
44	P-75	RFP-56	Mis. Changes
44	P-204	RFP-175	Storage Trailer
45	P-217	RFP-185	Delete Manhole
46	P-120		Pioneer VECP
47	P-255	RFP-213	Provide Furring
47	P-205	RFP-172	Add Beam
47	P-207	RFP-173	Relocate Door
47	P-223	NCC-28	Door S223 and 223 A
47	P-231	NCC-29	Lightweight Roof Fill
47	P-236	NCC-30	Brick Joints
47	P-240	NCC-31	Color of V.A.T.
47	P-222	NCC-32	NEMA 14-30R
47	P-246	NCC-33	P-00032
47	P-92	NCC-34	Sleeve Drawings
47	P-216	NCC-35	Door Designation W-157
47	P-249	NCC-36	Item BA-9 and BA-28 in Rooms W142 and W-143
47	P-253	NCC-37	Room N-441 Ceiling
47	P-214	NCC-38	Radio Frequency Shielding
47	P-250	NCC-39	Relocate Windows in Rooms W-148A and W-148B
49	P-261	RFP-219	Fire Cabinets ←
51	P-197	RFP-116	G & H Plum VECP
53	P-110	RFP-88	Detention Screens
54	P-115	RFP-93	Collection Area Re-design





CARDINAL

Contracting Co., Inc.

FIRST NATIONAL BANK BUILDING • SUITE 875
1401 MAIN ST. COLUMBIA, S.C. 29201 A/C 803-254-9064

PLEASE ADDRESS REPLY TO:

P. O. BOX 8408
CAMP LEJEUNE, N.C. 28542
April 30, 1981

Worsham Sprinkler Company, Inc.
P. O. Box 525
Kernersville, N. C. 27284

Attention: L. B. Hill, Jr.

REC MAY 1 1981		
To	Int.	Date
BMC	BMC	5-1
S.J. FILE		
FILE		
RE: 205 Bed Hospital		

Naval Regional Medical Center
Camp Lejeune, North Carolina
Contract Number N62470-77-C-7526

SUBJ: Change Order Recap

Gentlemen:

Enclosed you will find Change Order Recap for all proposals that are executed Change Orders as of April 30, 1981.

Please incorporate all applicable information into your work as these proposals are now contract documents.

You are responsible for making all corrections and/or revisions that affect your work. It is the responsibility of the subcontractors involved in each change to coordinate their work with the contract requirements and other trades that may be affected.

Should you have any questions or comments, please advise.


Very truly yours,

CARDINAL CONTRACTING COMPANY, INC.


John Eckhart
John Eckhart
Project Engineer

JE:dwb


Attachment as Noted




<u>CHANGE ORDER NUMBER</u>	<u>PROPOSAL NUMBER</u>	<u>RFP or NCC NUMBER</u>	<u>DESCRIPTION</u>
1	P - 6	RFP - 3	Electrical Modification
1	P - 7	RFP - 5	Relocate Electrical Outlets
1	P - 11	RFP - 10	Access Road to Voltage Regulator
1	P - 12	RFP - 12	Electrical Modification
1	P - 19	RFP - 19	Electrical Modification
1	P - 24	RFP - 22	Delete Headwall and Change Swale on A Street
1	P - 25	RFP - 23	Pedestal Splice Between Communication Manholes
1	P - 28	RFP - 25	Add Electrical Switch to Room E 109A
1	P - 33	RFP - 28	Delete Clearing at Helipad
1	P - 34	RFP - 29	Change Diameter of Manhole #47 from 4' to 6'
2	P - 2	NCC - 1	Grade Change at Helipad
2	P - 3	NCC - 2	Grade Change at Public Works Building
2		NCC - 3	Revised Test Pile Locations
2	P - 16	NCC - 4	Change Swale at Brewster Boulevard
2		NCC - 5	Electrical Modification
2		NCC - 6	Revised Pile Caps
2		NCC - 7	Modify Superelevation on A Street
2		NCC - 8	Smoke Damper Redesignation
2		NCC - 9	Electrical Selector Switches
2		NCC - 10	Modify Vacuum Cleaning System
3	P - 10	RFP - 9	Remove and Replace Unsuitable Material on C Street
4	P - 31	RFP - 8	Electrical Revision at Main Switch Station
5	P - 4	RFP - 2	Add Water Proofing
5	P - 14	RFP - 13	Add Column H-26 to Column Schedule
6	P - 22	RFP - 21	Thicken Boiler Pad
6	P - 40	RFP - 15	Electrical Modification
6	P - 49	RFP - 41	Revise Pole Location
6	P - 51		Revise Sanitary Sewer Routing Basement
6	P - 58	RFP - 47	Add Load Coils for Underground Telephone
7	P - 15		VECP - Bryant Durham/Starr
8	P - 59	RFP - 48	Pole Line Construction
8	P - 37	RFP - 31	OTO/OPTH Transformer
8	P - 18	RFP - 17	Sterilizer Revision
9	P - 42	RFP - 35	Revise Wall Dimension
9	P - 46	RFP - 39	Change Dimensions
10	P - 82	RFP - 65	Electrical Modification
10	P - 5	RFP - 4	Conduit at Chemical Tank
11	P - 68		Time Extension for Weather
12	P - 30	RFP - 27	Duct Revision
13	P - 55	RFP - 45	Auto Analyzer
13	P - 47	RFP - 40	Delete Communication Manhole
13	P - 102	RFP - 84	Hardware Revision
14	P - 53	RFP - 50	Chase for Conduit
14	P - 85	RFP - 67	Electrical Modification
14	P - 81	NCC - 14	Revise Stair Landing
14	P - 84	RFP - 69	Revise Receptical
15	P - 60	RFP - 49	Plumbing Revision
16	P - 57	RFP - 46	Additional Weld Plates
16	P - 72	RFP - 59	Electrical Revision
18	P - 32	RFP - 32	Waldinger VECP




CHANGE ORDER NUMBER	PROPOSAL NUMBER	RFP OR NCC NUMBER	DESCRIPTION
19	P - 45	RFP - 38	Delete ST -7
19	P - 62	RFP - 42	Revise Feeder E-11
19	P - 97	RFP - 79	Floor Drains
19	P - 90	NCC - 17	Revised Drawings
19	P - 77	RFP - 44	Sanitary Sewer Discrepancies
19	P - 117	RFP - 92	Duplex Receptacles
19	P - 91	RFP - 74	Emergency Selection Panel
19	P - 103	RFP - 83	Gas Cocks
20	P - 134		Time Extension - Adverse Weather
21	P - 83	RFP - 64	Wall Outlets and Vacuum Lines
21	P - 109	RFP - 82	Deaireator Relocation
21	P - 131	RFP - 107	P - 7 Sinks at Column Line 19V
22	P - 66	RFP - 53	Rough-in ST-11
22	P - 73	RFP - 60	Exchange Cafeteria
22	P - 89	RFP - 66	Revise PW Pipe
22	P - 112	RFP - 91	Delete Mechanical Room Ceiling
22	P - 122	RFP - 101	Distribution Switchboard
23	P - 105	RFP - 81	Code Blue Conduit
23	P - 107	RFP - 87	Hardware Change N-147, C-205A, C-206A, C-207A
23	P - 139	RFP - 113	Floor Duct - E-116 & C-148
24	P - 141	RFP - 117	P-10/ P-11 Plumbing
24	P - 152	RFP - 124	Pressure Sensitive Washer WE-7
25	P - 65	RFP - 55	Credit for Bed Pan Washer
25	P - 98	RFP - 75	Architectural and Plumbing Revisions
25	P - 111	RFP - 90	Roof Drains
25	P - 128	RFP - 104	Radio Communication
25	P - 145	RFP - 118	WE-1 and WE-2
25	P - 146	RFP - 119	WE-6
25	P - 154	RFP - 128	M-8600 Warming Cabinet
25	P - 164	RFP - 136	Timer Section 16402
26	P - 70	RFP - 57	Dental Utility Outlet
26	P - 124	RFP - 103	Basement G Plumbing Revision
26	P - 166	RFP - 137	Morgue Drain
27	P - 71	RFP - 58	Pharmacy Window
27	P - 119	RFP - 100	Beam B-154
29	P - 159	RFP - 132	Revised Electrical Receptacles
29	P - 173	RFP - 133	2000 Amp Cable Bus
30	P - 151	RFP - 121	X-Ray Apparatus & Accessories
30	P - 176	RFP - 146	Duplex Receptacle Room M- 113
30	P - 179	RFP - 148	Portable Water Shut-off Valve
31	P - 61	RFP - 51	Wall Thickness at Isolated Power Panel
31	P - 186	RFP - 152	Electric Strip Mold
32	P - 67	RFP - 54	Delete Rough-In for WE-05
32	P - 79	NCC - 13	Dental X-Ray Room W-247
32	P - 20A	RFP - 20	Electrical Circuit Redesignation
32	P - 78	NCC - 15	Finn Tube Installation Modification
32	P - 90	NCC - 17	Revised Drawings
32	P - 99	RFP - 80	Control Circuit Room N-011
32	P - 123	NCC - 18	Floor Clean Out Room N-030A
32	P - 158	NCC - 21	Lighting Circuits




CHANGE ORDER NUMBER	PROPOSAL NUMBER	RFP OR NCC NUMBER	DESCRIPTION
32	P - 160	NCC - 20	- Revised Drawings 14-1 and 14-2
32	P - 178	RFP - 147	Toggle Switch Room E-154
32	P - 209	NCC - 11	Metal Frames in Stud Partitions
32	P - 225	NCC - 15	Aluminum Conductor Pigeon
32	P - 93	RFP - 72	- Miscellaneous Changes
33	P - 135	RFP - 111	Unsuitable Material
33	P - 143	RFP - 114	Sterilizer Utility
34	P - 13	RFP - 11	Add Wall Reinforcing
34	P - 54	RFP - 43	Pile Length Adjustment
34	P - 140	RFP - 115	Add Canopy Columns
34	P - 150	RFP - 122	Chase Wall Room W-174
34	P - 156	RFP - 130	P-10 Sink Carriers
34	P - 157	RFP - 129	Add Columns Area H
34	P - 88	RFP - 71	Fuel Oil System
35	P - 171	RFP - 141	Partition Intersection
35	P - 172	RFP - 143	Wall Construction
36	P - 181	RFP - 150	Phone Outlets
36	P - 43	RFP - 36	Unsuitable Material
36	P - 212	RFP - 181	Light Fixtures
36	P - 153	RFP - 123	DE-7 Modification
36	P - 87	RFP - 70	Kitchen Cart Wash
36	P - 174	RFP - 144	Atrium FASCIA
36	P - 188	RFP - 161	Telephone Cable
36	P - 189	RFP - 166	Intercom Modification
36	P - 203	RFP - 179	Parapet Coping
37	P - 136	RFP - 110	Unsuitable Material
38	P - 121	RFP - 99	OB/GYN Counter
38	P - 125	RFP - 102	Surgical Light Revision
39	P - 201	RFP - 164	Lower Manhole #14
40	P - 80	RFP - 63	Water Chemistry
40	P - 161	RFP - 135	Bad Material Parking lot #5
40	P - 218	RFP - 187	Delete ME-01 Rooms C-255 & C-257
41	P-138	RFP-77	P-24 Tubs
41	P-137	RFP-112	Fuel Oil Modification
41	P-193	NCC-24	Relocate Projection Screens
41	P-202	NCC-25	Beam Change
41	P-127	RFP-105	Relocate Door S-222
41	P-133	RFP-108	Relocate Door E-160A
41	P-221	RFP-190	Window Head Modification
42	P-118	RFP-98	Patient Room Ceiling Heights
43	P-244		Time Extension (Adverse Weather)
44	P-191	RFP- 196	Signage Hangers
44	P-206	RFP-174	P-36 Hydrants
44	P-211	RFP-180	Bulk Oxygen Modifications
44	P-234	RFP-197	Area Paging
44	P-224	RFP-156	Code Blue
44	P-208	RFP-177	Patient Grounding
44	P-182	RFP-153	Roof Sump Pans
44	P-132	RFP-106	X-Ray Revision
44	P-170	RFP-142	Wall Backing
44	P-195	RFP-168	Diss Outlet
44	P-168	RFP-131	Medical Gas




<u>CHANGE ORDER NUMBER</u>	<u>PROPOSAL NUMBER</u>	<u>RFP OR NCC NUMBER</u>	<u>DESCRIPTION</u>
44	P-162	RFP-134	OR Air Distribution
44	P-185	RFP-155	Film Dispenser
44	P-175	RFP-145	Trans 148-2A
44	P-199	RFP-171	ICU/CCU Walls
44	P-198	RFP-170	Type H Window
44	P-184	RFP-167	TWC-106
44	P-190	RFP-162	P-19 Sink
44	P-230	RFP-194	Roof Drains
44	P-163		Lift Station Brick
44	P-75	RFP-56	Mis. Changes
44	P-204	RFP-175	Storage Trailer
45	P-217	RFP-185	Delete Manhole
46	P-120		Pioneer VECP
47	P-255	RFP-213	Provide Furring
47	P-205	RFP-172	Add Beam
47	P-207	RFP-173	Relocate Door
47	P-223	NCC-28	Door S223 and 223 A
47	P-231	NCC-29	Lightweight Roof Fill
47	P-236	NCC-30	Brick Joints
47	P-240	NCC-31	Color of V.A.T.
47	P-222	NCC-32	NEMA 14-30R
47	P-246	NCC-33	P-00032
47	P-92	NCC-34	Sleeve Drawings
47	P-216	NCC-35	Door Designation W-157
47	P-249	NCC-36	Item BA-9 and BA-28 in Rooms W142 and W-143
47	P-253	NCC-37	Room N-441 Ceiling
47	P-214	NCC-38	Radio Frequency Shielding
47	P-250	NCC-39	Relocate Windows in Rooms W-148A and W-148B
49	P-261	RFP-219	Fire Cabinets
51	P-197	RFP-116	G & H Plum VECP







<u>CHANGE</u> <u>ORDER</u> <u>NUMBER</u>	<u>PROPOSAL</u> <u>NUMBER</u>	<u>RFP or NCC</u> <u>NUMBER</u>	<u>DESCRIPTION</u>
1	P - 6	RFP - 3	Electrical Modification
1	P - 7	RFP - 5	Relocate Electrical Outlets
1	P - 11	RFP - 10	Access Road to Voltage Regulator
1	P - 12	RFP - 12	Electrical Modification
1	P - 19	RFP - 19	Electrical Modification
1	P - 24	RFP - 22	Delete Headwall and Change Swale on A Street
1	P - 25	RFP - 23	Pedestal Splice Between Communication Manholes
1	P - 28	RFP - 25	Add Electrical Switch to Room E 109A
1	P - 33	RFP - 28	Delete Clearing at Helipad
1	P - 34	RFP - 29	Change Diameter of Manhole #47 from 4' to 6'
2	P - 2	NCC - 1	Grade Change at Helipad
2	P - 3	NCC - 2	Grade Change at Public Works Building
2		NCC - 3	Revised Test Pile Locations
2	P - 16	NCC - 4	Change Swale at Brewster Boulevard
2		NCC - 5	Electrical Modification
2		NCC - 6	Revised Pile Caps
2		NCC - 7	Modify Superelevation on A Street
2		NCC - 8	Smoke Damper Redesignation
2		NCC - 9	Electrical Selector Switches
2		NCC - 10	Modify Vacuum Cleaning System
3	P - 10	RFP - 9	Remove and Replace Unsuitable Material on C Street
4	P - 31	RFP - 8	Electrical Revision at Main Switch Station
5	P - 4	RFP - 2	Add Water Proofing
5	P - 14	RFP - 13	Add Column H-26 to Column Schedule
6	P - 22	RFP - 21	Thicken Boiler Pad
6	P - 40	RFP - 15	Electrical Modification
6	P - 49	RFP - 41	Revise Pole Location
6	P - 51		Revise Sanitary Sewer Routing Basement
6	P - 58	RFP - 47	Add Load Coils for Underground Telephone
7	P - 15		VECP - Bryant Durham/Starr
8	P - 59	RFP - 48	Pole Line Construction
8	P - 37	RFP - 31	OTO/OPTH Transformer
8	P - 18	RFP - 17	Sterilizer Revision
9	P - 42	RFP - 35	Revise Wall Dimension
9	P - 46	RFP - 39	Change Dimensions
10	P - 82	RFP - 65	Electrical Modification
10	P - 5	RFP - 4	Conduit at Chemical Tank
11	P - 68		Time Extension for Weather
12	P - 30	RFP - 27	Duct Revision
13	P - 55	RFP - 45	Auto Analyzer
13	P - 47	RFP - 40	Delete Communication Manhole
13	P - 102	RFP - 84	Hardware Revision
14	P - 53	RFP - 50	Chase for Conduit
14	P - 85	RFP - 67	Electrical Modification
14	P - 81	NCC - 14	Revise Stair Landing
14	P - 84	RFP - 69	Revise Receptical
15	P - 60	RFP - 49	Plumbing Revision
16	P - 57	RFP - 46	Additional Weld Plates
16	P - 72	RFP - 59	Electrical Revision
18	P - 32	RFP - 32	Waldinger VECP



CHANGE ORDER NUMBER	PROPOSAL NUMBER	RFP OR NCC NUMBER	DESCRIPTION
19	P - 45	RFP - 38	Delete ST -7
19	P - 62	RFP - 42	Revise Feeder E-11
19	P - 97	RFP - 79	Floor Drains
19	P - 90	NCC - 17	Revised Drawings
19	P - 77	RFP - 44	Sanitary Sewer Discrepancies
19	P - 117	RFP - 92	Duplex Receptacles
19	P - 91	RFP - 74	Emergency Selection Panel
19	P - 103	RFP - 83	Gas Cocks
20	P - 134		Time Extension - Adverse Weather
21	P - 83	RFP - 64	Wall Outlets and Vacuum Lines
21	P - 109	RFP - 82	Deaerator Relocation
21	P - 131	RFP - 107	P - 7 Sinks at Column Line 19V
22	P - 66	RFP - 53	Rough-in ST-11
22	P - 73	RFP - 60	Exchange Cafeteria
22	P - 89	RFP - 66	Revise PW Pipe
22	P - 112	RFP - 91	Delete Mechanical Room Ceiling
22	P - 122	RFP - 101	Distribution Switchboard
23	P - 105	RFP - 81	Code Blue Conduit
23	P - 107	RFP - 87	Hardware Change N-147, C-205A, C-206A, C-207A
23	P - 139	RFP - 113	Floor Duct - E-116 & C-148
24	P - 141	RFP - 117	P-10/ P-11 Plumbing
24	P - 152	RFP - 124	Pressure Sensitive Washer WE-7
25	P - 65	RFP - 55	Credit for Bed Pan Washer
25	P - 98	RFP - 75	Architectural and Plumbing Revisions
25	P - 111	RFP - 90	Roof Drains
25	P - 128	RFP - 104	Radio Communication
25	P - 145	RFP - 118	WE-1 and WE-2
25	P - 146	RFP - 119	WE-6
25	P - 154	RFP - 128	M-8600 Warming Cabinet
25	P - 164	RFP - 136	Timer Section 16402
26	P - 70	RFP - 57	Dental Utility Outlet
26	P - 124	RFP - 103	Basement G Plumbing Revision
26	P - 166	RFP - 137	Morgue Drain
27	P - 71	RFP - 58	Pharmacy Window
27	P - 119	RFP - 100	Beam B-154
29	P - 159	RFP - 132	Revised Electrical Receptacles
29	P - 173	RFP - 133	2000 Amp Cable Bus
30	P - 151	RFP - 121	X-Ray Apparatus & Accessories
30	P - 176	RFP - 146	Duplex Receptacle Room M- 113
30	P - 179	RFP - 148	Portable Water Shut-off Valve
31	P - 61	RFP - 51	Wall Thickness at Isolated Power Panel
31	P - 186	RFP - 152	Electric Strip Mold
32	P - 67	RFP - 54	Delete Rough-In for WE-05
32	P - 79	NCC - 13	Dental X-Ray Room W-247
32	P - 20A	RFP - 20	Electrical Circuit Redesignation
32	P - 78	NCC - 15	Finn Tube Installation Modification
32	P - 90	NCC - 17	Revised Drawings
32	P - 99	RFP - 80	Control Circuit Room N-011
32	P - 123	NCC - 18	Floor Clean Out Room N-030A
32	P - 158	NCC - 21	Lighting Circuits



<u>CHANGE ORDER NUMBER</u>	<u>PROPOSAL NUMBER</u>	<u>RFP OR NCC NUMBER</u>	<u>DESCRIPTION</u>
32	P - 160	NCC - 20	→ Revised Drawings 14-1 and 14-2
32	P - 178	RFP - 147	Toggle Switch Room E-154
32	P - 209	NCC - 11	Metal Frames in Stud Partitions
32	P - 225	NCC - 15	Aluminum Conductor Pigeon
32	P - 93	RFP - 72	Miscellaneous Changes
33	P - 135	RFP - 111	Unsuitable Material
33	P - 143	RFP - 114	Sterilizer Utility
34	P - 13	RFP - 11	Add Wall Reinforcing
34	P - 54	RFP - 43	Pile Length Adjustment
34	P - 140	RFP - 115	Add Canopy Columns
34	P - 150	RFP - 122	Chase Wall Room W-174
34	P - 156	RFP - 130	P-10 Sink Carriers
34	P - 157	RFP - 129	Add Columns Area H
34	P - 88	RFP - 71	Fuel Oil System
35	P - 171	RFP - 141	→ Partition Intersection Wall Construction
35	P - 172	RFP - 143	
36	P - 181	RFP - 150	Phone Outlets
36	P - 43	RFP - 36	Unsuitable Material
36	P - 212	RFP - 181	Light Fixtures
36	P - 153	RFP - 123	DE-7 Modification
36	P - 87	RFP - 70	Kitchen Cart Wash
36	P - 174	RFP - 144	Atrium FASCIA
36	P - 188	RFP - 161	Telephone Cable
36	P - 189	RFP - 166	Intercom Modification
36	P - 203	RFP - 179	Parapet Coping
37	P - 136	RFP - 110	Unsuitable Material
38	P - 121	RFP - 99	OB/GYN Counter
38	P - 125	RFP - 102	Surgical Light Revision
39	P - 201	RFP - 164	Lower Manhole #14
40	P - 80	RFP - 63	Water Chemistry
40	P - 161	RFP - 135	Bad Material Parking lot #5
40	P - 218	RFP - 187	Delete ME-01 Rooms C-255 & C-257
41	P-138	RFP-77	P-24 Tubs
41	P-137	RFP-112	Fuel Oil Modification
41	P-193	NCC-24	Relocate Projection Screens
41	P-202	NCC-25	Beam Change
41	P-127	RFP-105	Relocate Door S-222
41	P-133	RFP-108	Relocate Door E-160A
41	P-221	RFP-190	Window Head Modification
42	P-118	RFP-98	Patient Room Ceiling Heights





CARDINAL

Contracting Co., Inc.

FIRST NATIONAL BANK BUILDING • SUITE 875
1401 MAIN ST. COLUMBIA, S.C. 29201 A/C 803-254-9064

PLEASE ADDRESS REPLY TO:

P. O. BOX 8408
CAMP LEJEUNE, N.C. 28542

March 2, 1981

Worsham Sprinkler Company, Inc.
P.O. Box 525
Kernersville, NC 27284

RE: 205 Bed Hospital
Naval Regional Medical Center
Camp Lejeune, North Carolina
Contract Number N26470-77-c-7526

SUBJ: B-214 RFP-183

Gentlemen:

Enclosed you will find correspondence dated February 26, 1981, from the Deputy, Resident Officer in charge of construction, regarding the above referenced subject.

RFP - 183 has been changed to NCC- 38.

Should you have any questions please advise.

Very truly yours,
CARDINAL CONTRACTING COMPANY, INC.


John Eckhart
John Eckhart
Project Engineer

JE:ch

Attachment (1)

cc: Columbia office
Dallas office

REC. MAR 2 1981	
To	Int.
BMC	BMC 370
T.F.	
FILE	



DEPARTMENT OF THE NAVY
RESIDENT OFFICER IN CHARGE OF CONSTRUCTION
NAVAL REGIONAL MEDICAL CENTER
FIELD OFFICE
CAMP LEJEUNE, NC 28542

TELEPHONE NO.
919-353-3455

IN REPLY REFER TO:
JJ
N62470-77-C-7526

FEB 26 1981

Cardinal Contracting Co., Inc.
Post Office Box 8408
Camp Lejeune, North Carolina 28542


RE: Contract N62470-77-C-7526, 205
Bed Hospital, Naval Regional
Medical Center, Camp Lejeune,
North Carolina

SUBJ: Radio Frequency Shielded, RFP #183
change to NCC-38

Gentlemen:


In accordance with your letter of February 12, 1981, change RFP #183 to
NCC-38.

Sincerely,



R. J. DEGON
LCDR, CEC, USN
Deputy

Copy to:
LANTDIV (Code 05)





CARDINAL

Contracting Co., Inc.

FIRST NATIONAL BANK BUILDING - SUITE 875
1401 MAIN ST. COLUMBIA, S.C. 29201 A/C 803-254-9064

PLEASE ADDRESS REPLY TO:

P. O. BOX 8408

CAMP LEJEUNE, N.C. 28542

February 27, 1981

Worsham Sprinkler Company, Inc.
P.O. Box 525
Kernersville, North Carolina 27284

RE: 205 Bed Hospital
Naval Regional Medical Center
Camp Lejeune, North Carolina
Contract Number N62470-77-C_7526

SUBJ: Change Order Recap

Gentlemen:

✓ Enclosed you will find Change Order Recap for all proposals that are executed Change Orders as of February 28, 1981.

✓ Please incorporate all applicable information into your work as these proposals are now contract documents.

✓ Your are responsible for making all corrections and/or revisions that affect your work. It is the responsibility of the subcontractors involved in each change to coordinate their work with the contract requirements and other trades that may be affected.

Should you have any questions or comments, please advise.


Very truly yours,

CARDINAL CONTRACTING COMPANY, INC.


John Eckhart
John Eckhart
Project Engineer

*TOMMY - HAVE ENGR. REVIEW
& INCORPORATE ACCORDINGLY.*


REC. MAR 4 1981		
To	Int.	Date
<i>Am</i>	<i>BMC</i>	<i>3-4</i>
<i>T.F.</i>	<i>JF</i>	<i>3-4</i>
JE: em		
Attachment as Noted		
cc: Columbia Office		
Dallas Office		
FILE		




<u>CHANGE ORDER NUMBER</u>	<u>PROPOSAL NUMBER</u>	<u>RFP or NCC NUMBER</u>	<u>DESCRIPTION</u>
1	P - 6	RFP - 3	Electrical Modification
1	P - 7	RFP - 5	Relocate Electrical Outlets
1	P - 11	RFP - 10	Access Road to Voltage Regulator
1	P - 12	RFP - 12	Electrical Modification
1	P - 19	RFP - 19	Electrical Modification
1	P - 24	RFP - 22	Delete Headwall and Change Swale on A Street
1	P - 25	RFP - 23	Pedestal Splice Between Communication Manholes
1	P - 28	RFP - 25	Add Electrical Switch to Room E 109A
1	P - 33	RFP - 28	Delete Clearing at Helipad
1	P - 34	RFP - 29	Change Diameter of Manhole #47 from 4' to 6'
2	P - 2	NCC - 1	Grade Change at Helipad
2	P - 3	NCC - 2	Grade Change at Public Works Building
2		NCC - 3	Revised Test Pile Locations
2	P - 16	NCC - 4	Change Swale at Brewster Boulevard
2		NCC - 5	Electrical Modification
2		NCC - 6	Revised Pile Caps
2		NCC - 7	Modify Superelevation on A Street
2		NCC - 8	Smoke Damper Redesignation
2		NCC - 9	Electrical Selector Switches
2		NCC - 10	Modify Vacuum Cleaning System
3	P - 10	RFP - 9	Remove and Replace Unsuitable Material on C Street
4	P - 31	RFP - 8	Electrical Revision at Main Switch Station
5	P - 4	RFP - 2	Add Water Proofing
5	P - 14	RFP - 13	Add Column H-26 to Column Schedule
6	P - 22	RFP - 21	Thicken Boiler Pad
6	P - 40	RFP - 15	Electrical Modification
6	P - 49	RFP - 41	Revise Pole Location
6	P - 51		Revise Sanitary Sewer Routing Basement
6	P - 58	RFP - 47	Add Load Coils for Underground Telephone
7	P - 15		VECP - Bryant Durham/Starr
8	P - 59	RFP - 48	Pole Line Construction
8	P - 37	RFP - 31	OTO/OPTH Transformer
8	P - 18	RFP - 17	Sterilizer Revision
9	P - 42	RFP - 35	Revise Wall Dimension
9	P - 46	RFP - 39	Change Dimensions
10	P - 82	RFP - 65	Electrical Modification
10	P - 5	RFP - 4	Conduit at Chemical Tank
11	P - 68		Time Extension for Weather
12	P - 30	RFP - 27	Duct Revision
13	P - 55	RFP - 45	Auto Analyzer
13	P - 47	RFP - 40	Delete Communication Manhole
13	P - 102	RFP - 84	Hardware Revision
14	P - 53	RFP - 50	Chase for Conduit
14	P - 85	RFP - 67	Electrical Modification
14	P - 81	NCC - 14	Revise Stair Landing
14	P - 84	RFP - 69	Revise Receptical
15	P - 60	RFP - 49	Plumbing Revision
16	P - 57	RFP - 46	Additional Weld Plates
16	P - 72	RFP - 59	Electrical Revision
18	P - 32	RFP - 32	Waldinger VECP



CHANGE ORDER NUMBER	PROPOSAL NUMBER	RFP OR NCC NUMBER	DESCRIPTION
19	P - 45	RFP - 38	Delete ST -7
19	P - 62	RFP - 42	Revise Feeder E-11
19	P - 97	RFP - 79	Floor Drains
19	P - 90	NCC - 17	? Revised Drawings
19	P - 77	RFP - 44	Sanitary Sewer Discrepancies
19	P - 117	RFP - 92	Duplex Receptacles
19	P - 91	RFP - 74	Emergency Selection Panel
19	P - 103	RFP - 83	Gas Cocks
20	P - 134		? Time Extension - Adverse Weather
21	P - 83	RFP - 64	Wall Outlets and Vacuum Lines
21	P - 109	RFP - 82	Deaireator Relocation
21	P - 131	RFP - 107	P - 7 Sinks at Column Line 19V
22	P - 66	RFP - 53	Rough-in ST-11
22	P - 73	RFP - 60	Exchange Cafeteria
22	P - 89	RFP - 66	Revise PW Pipe
22	P - 112	RFP - 91	? Delete Mechanical Room Ceiling
22	P - 122	RFP - 101	Distribution Switchboard
23	P - 105	RFP - 81	Code Blue Conduit
23	P - 107	RFP - 87	Hardware Change N-147, C-205A, C-206A, C-207A
23	P - 139	RFP - 113	Floor Duct - E-116 & C-148
24	P - 141	RFP - 117	? P-10/ P-11 Plumbing
24	P - 152	RFP - 124	Pressure Sensitive Washer WE-7
25	P - 65	RFP - 55	Credit for Bed Pan Washer
25	P - 98	RFP - 75	Architectural and Plumbing Revisions
25	P - 111	RFP - 90	Roof Drains
25	P - 128	RFP - 104	Radio Communication
25	P - 145	RFP - 118	WE-1 and WE-2
25	P - 146	RFP - 119	WE-6
25	P - 154	RFP - 128	M-8600 Warming Cabinet
25	P - 164	RFP - 136	Timer Section 16402
26	P - 70	RFP - 57	Dental Utility Outlet
26	P - 124	RFP - 103	? Basement G Plumbing Revision
26	P - 166	RFP - 137	Morgue Drain
27	P - 71	RFP - 58	Pharmacy Window
27	P - 119	RFP - 100	Beam B-154
29	P - 159	RFP - 132	Revised Electrical Receptacles
29	P - 173	RFP - 133	2000 Amp Cable Bus
30	P - 151	RFP - 121	X-Ray Apparatus & Accessories
30	P - 176	RFP - 146	Duplex Receptacle Room M- 113
30	P - 179	RFP - 148	Portable Water Shut-off Valve
31	P - 61	RFP - 51	Wall Thickness at Isolated Power Panel
31	P - 186	RFP - 152	Electric Strip Mold
32	P - 67	RFP - 54	Delete Rough-In for WE-05
32	P - 79	NCC - 13	Dental X-Ray Room W-247
32	P - 20A	RFP - 20	Electrical Circuit Redesignation
32	P - 78	NCC - 15	Finn Tube Installation Modification
32	P - 90	NCC - 17	? Revised Drawings
32	P - 99	RFP - 80	Control Circuit Room N-011
32	P - 123	NCC - 18	Floor Clean Out Room N-030A
32	P - 158	NCC - 21	Lighting Circuits



<u>CHANGE ORDER NUMBER</u>	<u>PROPOSAL NUMBER</u>	<u>RFP OR NCC NUMBER</u>	<u>DESCRIPTION</u>
32	P - 160	NCC - 20	Revised Drawings 14-1 and 14-2
32	P - 178	RFP - 147	Toggle Switch Room E-154
32	P - 209	NCC - 11	Metal Frames in Stud Partitions
32	P - 225	NCC - 15	Aluminum Conductor Pigeon
32	P - 93	RFP - 72	Miscellaneous Changes
33	P - 135	RFP - 111	Unsuitable Material
33	P - 143	RFP - 114	Sterilizer Utility
34	P - 13	RFP - 11	Add Wall Reinforcing
34	P - 54	RFP - 43	Pile Length Adjustment
34	P - 140	RFP - 115	Add Canopy Columns
34	P - 150	RFP - 122	Chase Wall Room W-174
34	P - 156	RFP - 130	P-10 Sink Carriers
34	P - 157	RFP - 129	Add Columns Area H
34	P - 88	RFP - 71	Fuel Oil System
35	P - 171	RFP - 141	Partition Intersection
35	P - 172	RFP - 143	Wall Construction
36	P - 181	RFP - 150	Phone Outlets
36	P - 43	RFP - 36	Unsuitable Material
36	P - 212	RFP - 181	Light Fixtures
36	P - 153	RFP - 123	DE-7 Modification
36	P - 87	RFP - 70	Kitchen Cart Wash
36	P - 174	RFP - 144	Atrium FASCIA
36	P - 188	RFP - 161	Telephone Cable
36	P - 189	RFP - 166	Intercom Modification
36	P - 203	RFP - 179	Parapet Coping
37	P - 136	RFP - 110	Unsuitable Material
38	P - 121	RFP - 99	OB/GYN Counter
38	P - 125	RFP - 102	Surgical Light Revision
39	P - 201	RFP - 164	Lower Manhole #14
40	P - 80	RFP - 63	Water Chemistry
40	P - 161	RFP - 135	Bad Material Parking lot #5
40	P - 218	RFP - 187	Delete ME-01 Rooms C-255 & C-257





CARDINAL

Contracting Co., Inc.

FIRST NATIONAL BANK BUILDING - SUITE 875
1401 MAIN ST. COLUMBIA, S.C. 29201 A/C 803-254-9064

REC.	FEB 20 1981	
TO	Int.	Date
MW	MW	2-20
FILE	February 19, 1981	

PLEASE ADDRESS REPLY TO:

P. O. BOX 8408
CAMP LEJEUNE, N.C. 28542

Worsham Sprinkler Company, Inc.
P. O. Box 525
Kernersville, North Carolina 27284

Attention: Michael H. Wise

RE: 205 Bed Hospital
Naval Regional Medical Center
Camp Lejeune, North Carolina
Contract Number N62470-77-C-7526

SUBJ: P-214 RFP-183

CHANGED TO NSC 38
LETTER DATED MAR 2, 1981

Gentlemen:

This will confirm our telephone conversation of Thursday, February 19, 1981, regarding the above referenced proposal.

There will be no additional change for the deletion of the spinkler heads indicated on RFP-183 and the deleted material will be turned over to the owner.

Your assistance and cooperation in this matter is appreciated.


Very truly yours,

CARDINAL CONTRACTING COMPANY, INC.

John Eckhart
John Eckhart
Project Engineer

JE/ds

cc: Dallas Office
Columbia Office
P-214 File



February 19, 1981

Worsham Sprinkler Company, Inc.
P. O. Box 525
Kernersville, North Carolina 27284

Attention: Michael H. Wise

RE: 205 Bed Hospital
Naval Regional Medical Center
Camp Lejeune, North Carolina
Contract Number N62470-77-C-7526

SUBJ: P-214 RFP-183

Gentlemen:

This will confirm our telephone conversation of Thursday, February 19, 1981, regarding the above referenced proposal.

There will be no additional change for the deletion of the spinkler heads indicated on RFP-183 and the deleted material will be turned over to the owner.

Your assistance and cooperation in this matter is appreciated.


Very truly yours,

CARDINAL CONTRACTING COMPANY, INC.

John Eckhart
Project Engineer

JE/ds

cc: Dallas Office
Columbia Office
P-214 File



WORSHAM SPRINKLER CO INC.

1355 SOUTH PARK DRIVE, P.O. BOX 525 • KERNERSVILLE, NORTH CAROLINA 27284 • PHONE (919) 996-4191

PROPOSAL

Date 2/17/81
Proposal No. RFP-183
To Cardinal Contracting Company Job Naval Regional Medical Center
Street and No. P.O. Box 8408 Location Camp Lejeune, NC
City and State Camp Lejeune, NC 28542 City and State same
Att: John Eckhart

Gentlemen:

We propose to furnish labor and materials to design, fabricate and install a system of automatic sprinklers at the above location for the sum of Forty-----dollars-----and-----39/100's

(\$ 40.39)

DESCRIPTION OF WORK

CHANGE ORDER

Radio Frequency Shielded

1 Foreman 3 hrs. @ 11.15	=	33.45
15% Overhead		5.02
5% Profit		1.95
TOTAL		\$40.39

Price subject to revision if not accepted within _____ days.

We thank you for the privilege of submitting this proposal.

Respectfully,

WORSHAM SPRINKLER CO., INC.

By Michael H. Wise


Michael H. Wise

Purchaser's written execution of this Proposal shall constitute acceptance thereof and shall be deemed to form a written contract between the parties that specifically includes all terms and conditions set forth on the reverse side hereof.

Accepted: _____

BY: _____

DATE: _____



REQUEST FOR PROPOSAL

DATE: February 5, 1981

Worsham Sprinkler Company, Inc.

P. O. Box 525

Kernersville, North Carolina 27284

ATTENTION: L. B. Hill, Jr.

RE: 205 Bed Hospital
 Naval Regional Medical Center
 Camp Lejeune, North Carolina
 Contract Number N62470-77-C-7526

SUBJECT: RADIO FREQUENCY SHIELDED

Gentlemen:

Attached is a copy of proposed change number RFP-183 dated November 5, 1980 on the above subject.

Please review the attachments carefully. If your contract is NOT affected by these changes, please advise immediately. If your contract IS affected, then your proposal should be received in this office no later than February 19, 1981. Your proposal should be prepared in strict accordance with the General Provisions Paragraph Number 3, Contract Changes and Applicable Provisions of your subcontract. Particular emphasis is placed on the following instructions:

1. An ORIGINAL PLUS FIVE (5) copies will be required.
2. Your proposal should include all costs for protecting, cutting, patching, and repair of existing work that may be affected as a result of your work under this change.
3. Breakdown should show all labor, material and equipment quantities and the unit price of each.
4. Overhead, profit and bond premiums should be itemized and identified in the breakdown in accordance with LANTDIV Form 4-4330/58 (Rev. 11/73).
5. Return one signed copy of this form immediately, with the information filled out in the lower left hand corner.
6. Please reference all pertinent correspondence to Proposal Number P-214.
7. Your proposal should be priced and quoted on the basis that this change will not delay installation of your scheduled contract work. Additional manpower should be figured if necessary to maintain schedules. If this is impractical, then request appropriate time extension.
8. In no case is a request for proposal to be considered as authorization to proceed with the additional work.

Failure to follow the above instructions will be the basis for the rejection of your proposal. Please do not hesitate to notify us if we can assist you in any way.

Very truly yours,


CARDINAL CONTRACTING COMPANY, INC.

John Eckhart
 John Eckhart
 Project Engineer

This proposed change WILL / WILL NOT affect our contract work.

Company WORSHAM SPRINKLER CO.
 By Michael H. Wre
 Date 2-12-81

Enc: Letters X
 Drawings _____
 Other _____



DEPARTMENT OF THE NAVY
 RESIDENT OFFICER IN CHARGE OF CONSTRUCTION
 NAVAL REGIONAL MEDICAL CENTER
 FIELD OFFICE
 CAMP LEJEUNE, NC 28542

TELEPHONE NO.
 919-353-3455

IN REPLY REFER TO:
 JR:jj
 N62470-77-C-7526

NOV 05 1980

Cardinal Contracting Co., Inc.
 Post Office Box 8408
 Camp Lejeune, North Carolina 28542

RE: Contract N62470-77-C-7526, 205
 Bed Hospital, Naval Regional
 Medical Center, Camp Lejeune,
 North Carolina

SUBJ: Radio Frequency Shielded, RFP #183

Gentlemen:

It is proposed to modify the subject contract as follows:

1. Delete the requirement for sprinkler heads in Rooms W157 and W157A.
2. Delete the Oxygen, Vacuum, Slide DISS assembly in Room W157A.
 Cap oxygen and vacuum line in ceiling above room.

Your detailed cost proposal for the above should be forwarded to the Resident Officer in Charge of Construction, Naval Regional Medical Center in the near future. All correspondence pertaining to the above Request for Proposal (RFP) shall refer to RFP #183.


Sincerely,

R. D. Coley

REC.	FEB 4 01 1981	R. D. COLEY Assistant Resident Officer in Charge	
To	Int. of Construction	Date	
<i>BMC</i>	<i>BMC</i>	<i>2-10</i>	
<i>M.W.</i>	<i>M.W.</i>	<i>2-11</i>	
FILE			

Copy to:
 LANTDIV (Code 05)
 Lockwood-Greene

352-0605





CARDINAL

Contracting Co., Inc.

FIRST NATIONAL BANK BUILDING • SUITE 875
1401 MAIN ST. COLUMBIA, S.C. 29201 A/C 803-254-9064

PLEASE ADDRESS REPLY TO:

P. O. BOX 8408
CAMP LEJEUNE, N.C. 28542

February 4, 1981

Worsham Sprinkler Company, Inc.
P. O. Box 525
Kernersville, North Carolina 27284

Attention: L. B. Hill

RE: 205 Bed Hospital
Naval Regional Medical Center
Camp Lejeune, North Carolina
Contract No: N62470-77-C-7526

Gentlemen:

Enclosed you will find correspondence from the Resident Officer in Charge of Construction dated February 2, 1981, regarding the above referenced subject.

Commander Carlson has changed RFP-73 to NCC-34.

Should you have any questions, please advise.

Very truly yours,

CARDINAL CONTRACTING COMPANY, INC.


John Eckhart
John Eckhart
Project Engineer

REC. FEB 10 1981		
TO	Int.	Date
BMC	BMS	2-10
M.W.	MW	2-11
T.F.	JF	2-11
AB.		

JE:mw

Attachment as noted

cc: Dallas
Columbia



DEPARTMENT OF THE NAVY
RESIDENT OFFICER IN CHARGE OF CONSTRUCTION
NAVAL REGIONAL MEDICAL CENTER
FIELD OFFICE
CAMP LEJEUNE, NC 28542

TELEPHONE NO.
919-353-3455

IN REPLY REFER TO:

REC:jj
N62470-77-C-7526

FEB 02 1981

Cardinal Contracting Co., Inc.
Post Office Box 8408
Camp Lejeune, North Carolina 28542


RE: Contract N62470-77-C-7526, 205
Bed Hospital, Naval Regional
Medical Center, Camp Lejeune,
North Carolina

SUBJ: Sleeve Drawings, RFP #73
to NCC-34

Gentlemen:


In accordance with your letter of July 1, 1980, change RFP #73 to NCC-34.

Sincerely,



R. E. CARLSON
Commander, CEC, USN
Resident Officer in Charge of
Construction

Copy to:
LANTDIV (Code 05)





CARDINAL

Contracting Co., Inc.

FIRST NATIONAL BANK BUILDING - SUITE 875
1401 MAIN ST. COLUMBIA, S.C. 29201 A/C 803-254-9064

PLEASE ADDRESS REPLY TO:

P. O. BOX 8408
CAMP LEJEUNE, N.C. 28542

January 30, 1981

Worsham Sprinkler Company, Inc.
P. O. Box 525
Kernersville, North Carolina 27284

RE: 205 Bed Hospital
Naval Regional Medical Center
Camp Lejeune, North Carolina
Contract No: N62470-77-C-7526

SUBJ: Change Order Recap

Gentlemen:

Enclosed you will find Change Order Recap for all proposals that are executed Change Orders as of January 30, 1981.

Please incorporate all applicable information into your work as these proposals are now contract documents.

You are responsible for making all corrections and/or revisions that affect your work. It is the responsibility of the subcontractors involved in each change to coordinate their work with the contract requirements and other trades that may be affected.

Should you have any questions or comments, please advise.

Very truly yours,

CARDINAL CONTRACTING COMPANY, INC.

John Eckhart
John Eckhart
Project Engineer


*TOMMY - GET WITH ME
IF OUR WORK HAS BEEN
AFFECTED.*

REC. FEB 2 1981		
To	Int.	Date
BMC	BMS	2-3
T.F.	JT	2-5
FILE		


JE:mw

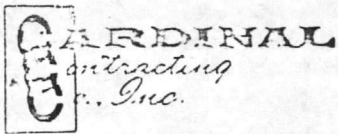
Attachment as noted

cc: Dallas
Columbia





<u>RANGE</u> <u>NO.</u> <u>NO.</u>	<u>PROPOSAL</u> <u>NUMBER</u>	<u>RFP or NCC</u> <u>NUMBER</u>	<u>DESCRIPTION</u>
1	P - 6	RFP - 3	Electrical Modification
1	P - 7	RFP - 5	Relocate Electrical Outlets
1	P - 11	RFP - 10	Access Road to Voltage Regulator
1	P - 12	RFP - 12	Electrical Modification
1	P - 19	RFP - 19	Electrical Modification
1	P - 24	RFP - 22	Delete Headwall and Change Swale on A Street
1	P - 25	RFP - 23	Pedestal Splice Between Communication Manhole 2 &
1	P - 28	RFP - 25	Add Electrical Switch to Room E 109A
1	P - 33	RFP - 28	Delete Clearing at Helipad
1	P - 34	RFP - 29	Change Diameter of Manhole #47 from 4' to 6'
2	P - 2	NCC - 1	Grade Change at Helipad
2	P - 3	NCC - 2	Grade Change at Public Works Building
2		NCC - 3	Revised Test Pile Locations
2	P - 16	NCC - 4	Change Swale at Brewster Boulevard
2		NCC - 5	Electrical Modification
2		NCC - 6	Revised Pile Caps
2		NCC - 7	Modify Superelevation on A Street
2		NCC - 8	Smoke Damper Redesignation
2		NCC - 9	Electrical Selector Switches
2		NCC - 10	Modify Vacuum Cleaning System
3	P - 10	RFP - 9	Remove and Replace Unsuitable Material on C Street
4	P - 31	RFP - 8	Electrical Revision at Main Switch Station
5	P - 4	RFP - 2	Add Water Proofing
5	P - 14	RFP - 13	Add Column H-26 to Column Schedule
6	P - 22	RFP - 21	Thicken Boiler Pad
6	P - 40	RFP - 15	Electrical Modification
6	P - 49	RFP - 41	Revise Pole Location
6	P - 51		Revise Sanitary Sewer Routing Easement
6	P - 58	RFP - 47	Add Load Coils for Underground Telephone
7	P - 15		VECP - Bryant Durham/Starr
8	P - 59	RFP - 48	Pole Line Construction
8	P - 37	RFP - 31	OTO/OPTH Transformer
8	P - 18	RFP - 17	Sterilizer Revision
9	P - 42	RFP - 35	Revise Wall Dimension
9	P - 46	RFP - 39	Change Dimensions
10	P - 82	RFP - 65	Electrical Modification
10	P - 5	RFP - 4	Conduit at Chemical Tank
11	P - 68		Time Extension for Weather
12	P - 30	RFP - 27	Duct Revision
13	P - 55	RFP - 45	Auto Analyzer
13	P - 47	RFP - 40	Delete Communication Manhole
13	P - 102	RFP - 84	Hardware Revision
14	P - 53	RFP - 50	Chase For Conduit
14	P - 85	RFP - 67	Electrical Modification
14	P - 81	NCC - 14	Revise Stair Landing
14	P - 84	RFP - 69	Revise Receptical
15	P - 60	RFP - 49	Plumbing Revision
16	P - 57	RFP - 46	Additional Weld Plates
16	P - 72	RFP - 59	Electrical Revision
18	P - 32	RFP - 32	Waldinger VECP






CHANGE ORDER NUMBER	PROPOSAL NUMBER	RFP OR NCC NUMBER	DESCRIPTION
19	P-45	RFP-38	Delete ST-7
19	P-62	RFP-42	Revise Feeder E-11
19	P-97	RFP-79	Floor Drains
19	P-90	NCC-17	Revised Drawings
19	P-77	RFP-44	Sanitary Sewer Discrepancies
19	P-117	RFP-92	Duplex Receptacles
19	P-91	RFP-74	Emergency Selection Panel
19	P-103	RFP-83	Gas Cocks
20	P-134		Timex Extension - Adverse Weather
21	P-83	RFP-64	Wall Outlets and Vacuum Lines
21	P-109	RFP-82	Deaireator Relocation
21	P-131	RFP-107	P-7 Sinks at Column Line 19V
22	P-66	RFP-53	Rough-in ST-11
22	P-73	RFP-60	Exchange Cafeteria
22	P-89	RFP-66	Revise FW Pipe
22	P-112	RFP-91	Delete Mechanical Room Ceiling
22	P-122	RFP-101	Distribution Switchboard
23	P-105	RFP-81	Code Blue Conduit
23	P-107	RFP-87	Hardware Change N-147, C-205A, C-206A, C-207A
23	P-139	RFP-113	Floor Duct - E-116 & C-148
24	P-141	RFP-117	P-10/ P-11 Plumbing
24	P-152	RFP-124	Pressure Sensitive Washer WE-7
25	P-65	RFP-55	Credit for Bed Pan Washer
25	P-98	RFP-75	Architectural and Plumbing Revisions
25	P-111	RFP-90	Roof Drains
25	P-128	RFP-104	Radio Communication
25	P-145	RFP-118	WE-1 and WE-2
25	P-146	RFP-119	WE-6
25	P-154	RFP-128	M-8600 Warming Cabinet
25	P-164	RFP-136	Timer Section 16402
26	P-70	RFP-57	Dental Utility Outlet
26	P-124	RFP-103	Basement G Plumbing Revision
26	P-166	RFP-137	Morgue Drain
27	P-71	RFP-58	Pharmacy Window
27	P-119	RFP-100	Beam B-154
29	P-159	RFP-132	Revised Electrical Receptacles
29	P-173	RFP-133	2000 Amp Cable Bus
30	P-151	RFP-121	X-Ray Apparatus & Accessories
30	P-176	RFP-146	Duplex Receptacle Room M-113
30	P-179	RFP-148	Portable Water Shut-off Valve
31	P-61	RFP-51	Wall Thickness at Isolated Power Panel
31	P-186	RFP-152	Electric Strip Mold
32	P-67	RFP-54	Delete Rough-In for WE-05
32	P-79	NCC-13	Dental X-Ray Room W-247
32	P-20A	RFP-20	Electrical Circuit Redesignation
32	P-78	NCC-15	Finn Tube Installation Modification
32	P-90	NCC-17	Revised Drawings
32	P-99	RFP-80	Control Circuit Room N-011
32	P-123	NCC-18	Floor Clean Out Room N-030A
32	P-158	NCC-21	Lighting Circuits





<u>CHANGE ORDER NUMBER</u>	<u>PROPOSAL NUMBER</u>	<u>RFP OR NCC NUMBER</u>	<u>DESCRIPTION</u>
32	P-160	NCC-20	Revised Drawings 14-1 and 14-2
32	P-178	RFP-147	Toggle Switch Room E-154
32	P-209	NCC-11	Metal Frames in Stud Partitions
32	P-225	NCC-15	Aluminum Conductor Pigeon
32	P-93	RFP-72	Miscellaneous Changes
33	P-135	RFP-111	Unsuitable Material
33	P-143	RFP-114	Sterilizer Utility
34	P-13	RFP-11	Add Wall Reinforcing
34	P-54	RFP-43	Pile Length Adjustment
34	P-140	RFP-115	Add Canopy Columns
34	P-150	RFP-122	Chase Wall Room W-174
34	P-156	RFP-130	P-10 Sink Carriers
34	P-157	RFP-129	Add Columns Area H
34	P-88	RFP-71	Fuel Oil System
35	P-171	RFP-141	Partition Intersection
35	P-172	RFP-143	Wall Construction
36	P-181	RFP-150	Phone Outlets
36	P-43	RFP-36	Unsuitable Material
36	P-212	RFP-181	Light Fixtures
36	P-153	RFP-123	DE-7 Modification
36	P-87	RFP-70	Kitchen Cart Wash
36	P-174	RFP-144	Atrium FASCIA
36	P-188	RFP-161	Telephone Cable
36	P-189	RFP-166	Intercom Modification
36	P-203	RFP-179	Parapet Coping
37	P-136	RFP-110	Unsuitable Material





CARDINAL

Contracting Co., Inc.

FIRST NATIONAL BANK BUILDING - SUITE 875
1401 MAIN ST. COLUMBIA, S.C. 29201 A/C 803-254-9064

PLEASE ADDRESS REPLY TO:

P. O. BOX 8408
CAMP LEJEUNE, N.C. 28542

December 31, 1980

Worsham Sprinkler Company, Inc.
P. O. Box 525
Kernersville, N. C. 27284

Attention: L. B. Hill

RE: 205 Bed Hospital
Naval Regional Medical Center
Camp Lejeune, North Carolina
Contract No: N62470-77-C-7526

SUBJ: Change Order Recap

Gentlemen:

Enclosed you will find Change Order Recap for all proposals that are executed Change Orders as of December 31, 1980.

Please incorporate all applicable information into your work as these proposals are now contract documents.

You are responsible for making all corrections and/or revisions that affect your work. It is the responsibility of the subcontractors involved in each change to coordinate their work with the contract requirements and other trades that may be affected.

Should you have any questions or comments, please advise.

Very truly yours,

CARDINAL CONTRACTING COMPANY, INC.


William A. Richardson
Office Engineer

WAR:mw


Attachment as noted T.F.

cc: Dallas
Columbia

REC.	JAN 5 1981	
To	Int.	Date
BMC	BME	1-5
FILE		




CHANGE DEFINITION NUMBER	PROPOSAL NUMBER	RFP or NCC NUMBER	DESCRIPTION
1	P - 6	RFP - 3	Electrical Modification
1	P - 7	RFP - 5	Relocate Electrical Outlets
1	P - 11	RFP - 10	Access Road to Voltage Regulator
1	P - 12	RFP - 12	Electrical Modification
1	P - 19	RFP - 19	Electrical Modification
1	P - 24	RFP - 22	Delete Headwall and Change Swale on A Street
1	P - 25	RFP - 23	Pedestal Splice Between Communication Manhole 2 &
1	P - 28	RFP - 25	Add Electrical Switch to Room E 109A
1	P - 33	RFP - 28	Delete Clearing at Helipad
1	P - 34	RFP - 29	Change Diameter of Manhole #47 from 4' to 6'
2	P - 2	NCC - 1	Grade Change at Helipad
2	P - 3	NCC - 2	Grade Change at Public Works Building
2		NCC - 3	Revised Test Pile Locations
2	P - 16	NCC - 4	Change Swale at Brewster Boulevard
2		NCC - 5	Electrical Modification
2		NCC - 6	Revised Pile Caps
2		NCC - 7	Modify Superelevation on A Street
2		NCC - 8	Smoke Damper Redesignation
2		NCC - 9	Electrical Selector Switches
2		NCC - 10	Modify Vacuum Cleaning System
3	P - 10	RFP - 9	Remove and Replace Unsuitable Material on C Street
4	P - 31	RFP - 8	Electrical Revision at Main Switch Station
5	P - 4	RFP - 2	Add Water Proofing
5	P - 14	RFP - 13	Add Column H-26 to Column Schedule
6	P - 22	RFP - 21	Thicken Boiler Pad
6	P - 40	RFP - 15	Electrical Modification
6	P - 49	RFP - 41	Revise Pole Location
6	P - 51		Revise Sanitary Sewer Routing Basement
6	P - 58	RFP - 47	Add Load Coils for Underground Telephone
7	P - 15		VECP - Bryant Durham/Starr
8	P - 59	RFP - 48	Pole Line Construction
8	P - 37	RFP - 31	OTO/OPTH Transformer
8	P - 18	RFP - 17	Sterilizer Revision
9	P - 42	RFP - 35	Revise Wall Dimension
9	P - 46	RFP - 39	Change Dimensions
10	P - 82	RFP - 65	Electrical Modification
10	P - 5	RFP - 4	Conduit at Chemical Tank
11	P - 68		Time Extension for Weather
12	P - 30	RFP - 27	Duct Revision
13	P - 55	RFP - 45	Auto Analyzer
13	P - 47	RFP - 40	Delete Communication Manhole
13	P - 102	RFP - 84	Hardware Revision
14	P - 53	RFP - 50	Chase For Conduit
14	P - 85	RFP - 67	Electrical Modification
14	P - 81	NCC - 14	Revise Stair Landing
14	P - 84	RFP - 69	Revise Receptical
15	P - 60	RFP - 49	Plumbing Revision
16	P - 57	RFP - 46	Additional Weld Plates
16	P - 72	RFP - 59	Electrical Revision
18	P - 32	RFP - 32	Waldinger VECP





<u>CHANGE ORDER NUMBER</u>	<u>PROPOSAL NUMBER</u>	<u>RFP OR NCC NUMBER</u>	<u>DESCRIPTION</u>
19	P-45	RFP-38	Delete ST-7
19	P-62	RFP-42	Revise Feeder E-11
19	P-97	RFP-79	Floor Drains
19	P-90	NCC-17	Revised Drawings
19	P-77	RFP-44	Sanitary Sewer Discrepancies
19	P-117	RFP-92	Duplex Receptacles
19	P-91	RFP-74	Emergency Selection Panel
19	P-103	RFP-83	Gas Cocks
20	P-134		Timex Extension - Adverse Weather
21	P-83	RFP-64	Wall Outlets and Vacuum Lines
21	P-109	RFP-82	Deaireator Relocation
21	P-131	RFP-107	P-7 Sinks at Column Line 19V
22	P-66	RFP-53	Rough-in ST-11
22	P-73	RFP-60	Exchange Cafeteria
22	P-89	RFP-66	Revise FW Pipe
22	P-112	RFP-91	Delete Mechanical Room Ceiling
22	P-122	RFP-101	Distribution Switchboard
23	P-105	RFP-81	Code Blue Conduit
23	P-107	RFP-87	Hardware Change N-147, C-205A, C-206A, C-207A
23	P-139	RFP-113	Floor Duct - E-116 & C-148
24	P-141	RFP-117	P-10/ P-11 Plumbing
24	P-152	RFP-124	Pressure Sensitive Washer WE-7
25	P-65	RFP-55	Credit for Bed Pan Washer
25	P-98	RFP-75	Architectural and Plumbing Revisions
25	P-111	RFP-90	Roof Drains
25	P-128	RFP-104	Radio Communication
25	P-145	RFP-118	WE-1 and WE-2
25	P-146	RFP-119	WE-6
25	P-154	RFP-128	M-8600 Warming Cabinet
25	P-164	RFP-136	Timer Section 16402
26	P-70	RFP-57	Dental Utility Outlet
26	P-124	RFP-103	Basement G Plumbing Revision
26	P-166	RFP-137	Morgue Drain
27	P-71	RFP-58	Pharmacy Window
27	P-119	RFP-100	Beam B-154
29	P-159	RFP-132	Revised Electrical Receptacles
29	P-173	RFP-133	2000 Amp Cable Bus
30	P-151	RFP-121	X-Ray Apparatus & Accessories
30	P-176	RFP-146	Duplex Receptacle Room M-113
30	P-179	RFP-148	Portable Water Shut-off Valve
31	P-61	RFP-51	Wall Thickness at Isolated Power Panel
31	P-186	RFP-152	Electric Strip Mold
32	P-67	RFP-54	Delete Rough-In for WE-05
32	P-79	NCC-13	Dental X-Ray Room W-247
32	P-20A	RFP-20	Electrical Circuit Redesignation
32	P-78	NCC-15	Finn Tube Installation Modification
32	P-90	NCC-17	Revised Drawings
32	P-99	RFP-80	Control Circuit Room N-011
32	P-123	NCC-18	Floor Clean Out Room N-030A
32	P-158	NCC-21	Lighting Circuits






CHANGE
ORDER
NUMBER

PROPOSAL
NUMBER

RFP OR NCC
NUMBER


DESCRIPTION

32	P-160	NCC-20	Revised Drawings I4-1 and I4-2
32	P-178	RFP-147	Toggle Switch Room E-154
32	P-209	NCC-11	Metal Frames in Stud Partitions
32	P-225	NCC-15	Aluminum Conductor Pigeon



SubBauer

OCT 29 1980



Contracting Co., Inc.

FIRST NATIONAL BANK BUILDING • SUITE 875
1401 MAIN ST. COLUMBIA, S.C. 29201 A/C 803-254-9064

PLEASE ADDRESS REPLY TO:

P. O. BOX 8408

CAMP LEJEUNE, N.C. 28542

October 24, 1980

Worsham Sprinkler Company, Inc.
P. O. Box 525
Kernersville, North Carolina 27284

Attention: L. B. Hill, Jr.

RE: 205 Bed Hospital
Naval Regional Medical Center
Camp Lejeune, North Carolina
Contract No: N62470-77-C-7526

SUBJ: Change Order Recap

Gentlemen:

Enclosed you will find Change Order Recap for all proposals that are executed Change Orders as of October 24, 1980.

Please incorporate all applicable information into your work as these proposals are now contract documents.

You are responsible for making all corrections and/or revisions that affect your work. It is the responsibility of the subcontractors involved in each change to coordinate their work with the contract requirements and other trades that may be affected.


Should you have any questions or comments, please advise.

Very truly yours,


CARDINAL CONTRACTING COMPANY, INC.

William A. Richardson
Office Engineer

WAR:mw
Attachment as noted
cc: Dallas Office
Columbia Office




PROPOSAL NUMBER	RFP or NCC NUMBER	DESCRIPTION
P - 6	RFP - 3	Electrical Modification
P - 7	RFP - 5	Relocate Electrical Outlets
P - 11	RFP - 10	Access Road to Voltage Regulator
P - 12	RFP - 12	Electrical Modification
P - 19	RFP - 19	Electrical Modification
P - 24	RFP - 22	Delete Headwall and Change Swale on A Street
P - 25	RFP - 23	Pedestal Splice Between Communication Manhole 2 & 3
P - 28	RFP - 25	Add Electrical Switch to Room E 109A
P - 33	RFP - 28	Delete Clearing at Helipad
P - 34	RFP - 29	Change Diameter of Manhole #47 from 4' to 6'
P - 2	NCC - 1	Grade Change at Helipad
P - 3	NCC - 2	Grade Change at Public Works Building
	NCC - 3	Revised Test Pile Locations
P - 16	NCC - 4	Change Swale at Brewster Boulevard
	NCC - 5	Electrical Modification
	NCC - 6	Revised Pile Caps
	NCC - 7	Modify Superelevation on A Street
	NCC - 8	Smoke Damper Redesignation
	NCC - 9	Electrical Selector Switches
	NCC - 10	Modify Vacuum Cleaning System
P - 10	RFP - 9	Remove and Replace Unsuitable Material on C Street
P - 31	RFP - 8	Electrical Revision at Main Switch Station
P - 4	RFP - 2	Add Water Proofing
P - 14	RFP - 13	<u>Add Column H-26 to Column Schedule</u> ?
P - 22	RFP - 21	Thicken Boiler Pad
P - 40	RFP - 15	Electrical Modification
P - 49	RFP - 41	Revise Pole Location
P - 51		Revise Sanitary Sewer Routing Basement
P - 58	RFP - 47	Add Load Coils for Underground Telephone
P - 15		VECP - Bryant Durham/Starr
P - 59	RFP - 48	Pole Line Construction
P - 37	RFP - 31	OTO/OPTH Transformer
P - 18	RFP - 17	Sterilizer Revision
P - 42	RFP - 35	<u>Revise Wall Dimension</u> ?
P - 46	RFP - 39	<u>Change Dimensions</u>
P - 82	RFP - 65	Electrical Modification
P - 5	RFP - 4	Conduit at Chemical Tank
P - 68		<u>Time Extension for Weather</u>
P - 30	RFP - 27	Duct Revision
P - 55	RFP - 45	Auto Analyzer
P - 47	RFP - 40	Delete Communication Manhole
P - 102	RFP - 84	Hardware Revision
P - 53	RFP - 50	Chase For Conduit
P - 85	RFP - 67	Electrical Modification
P - 81	NCC - 14	<u>Revise Stair Landing</u> ?
P - 84	RFP - 69	<u>Revise Receptical</u>
P - 60	RFP - 49	<u>Plumbing Revision</u>
P - 57	RFP - 46	Additional Weld Plates
P - 72	RFP - 59	Electrical Revision
P - 32	RFP - 32	Waldinger VECP





<u>CHANGE ORDER NUMBER</u>	<u>PROPOSAL NUMBER</u>	<u>RFP OR NCC NUMBER</u>	<u>DESCRIPTION</u>
19	P-45	RFP-38	Delete ST-7
19	P-62	RFP-42	Revise Feeder E-11
19	P-97	RFP-79	Floor Drains
19	P-90	NCC-17	<u>Revised Drawings</u>
19	P-77	RFP-44	Sanitary Sewer Discrepancies
19	P-117	RFP-92	Duplex Receptacles -
19	P-91	RFP-74	Emergency Selection Panel
19	P-103	RFP-83	Gas Cocks
20	P-134		<u>Timex Extension - Adverse Weather</u>
21	P-83	RFP-64	Wall Outlets and Vacuum Lines
21	P-109	RFP-82	Deaireator Relocation
21	P-131	RFP-107	P-7 Sinks at Column Line 19V
22	P-66	RFP-53	Rough-in ST-11
22	P-73	RFP-60	<u>Exchange Cafeteria</u>
22	P-89	RFP-66	Revise FW Pipe
22	P-112	RFP-91	Delete Mechanical Room Ceiling
22	P-122	RFP-101	<u>Distribution Switchboard</u>
23	P-105	RFP-81	Code Blue Conduit
23	P-107	RFP-87	Hardware Change N-147, C-205A, C-206A, C-207A
23	P-139	RFP-113	Floor Duct - E-116 & C-148
24	P-141	RFP-117	P-10/ P-11 Plumbing
24	P-152	RFP-124	Pressure Sensitive Washer WE-7
25	P-65	RFP-55	Credit for Bed Pan Washer
25	P-98	RFP-75	<u>Architectural and Plumbing Revisions</u>
25	P-111	RFP-90	Roof Drains
25	P-128	RFP-104	Radio Communication
25	P-145	RFP-118	WE-1 and WE-2
25	P-146	RFP-119	WE-6
25	P-154	RFP-128	M-8600 Warming Cabinet
25	P-164	RFP-136	Timer Section 16402
26	P-70	RFP-57	Dental Utility Outlet
26	P-124	RFP-103	<u>Basement G Plumbing Revision</u>
26	P-166	RFP-137	Morgue Drain
27	P-71	RFP-58	Pharmacy Window
27	P-119	RFP-100	Beam B-154
29	P-159	RFP-132	Revised Electrical Receptacles
29	P-173	RFP-133	2000 Amp Cable Bus



TRANS
 # 787

POWER REQUIREMENT CONFIRMATION

DATE June 22, 1979

PROJECT NRMC Camp Lejeune, NC

Cardinal Contracting Company
 P. O. Box 8408
 Camp Lejeune, NC 28542

Worsham Sprinkler Co

Gentlemen:

We require that you confirm the power requirement for the electrical equipment and/or motors furnished by your firm for the above referenced project by _____

The information will be forwarded to the Electrical Contractor by this office upon receipt for their verification with the Contract Requirements.

SPECIFICATION SECTION	ITEM	POWER CHARACTERISTIC
Fire Pump (15514)	Motor	50 H.P., 1770 RPM, 3 Phase, 60 Cycle, 230/460 Volt, Open Drip Proof Motor
Jockey Pump (15514)	Motor	3 H.P., 3450 RPM, 3 Phase, 60 Cycle, 460 Volt Motor

This item is shown as 40 H.P. feeder is #2 Starter is in control panel. No problems unless larger wire is required.

OK

CARDINAL CONTRACTING COMPANY, INC.

BY WJH

TITLE _____

SUPPLIER OR SUBCONTRACTOR Worsham Sprinkler Company, Kernersville, NC


BY L. B. Hill, Jr.

Date Transmitted to Electrical Contractor 5-23-80 by _____

Electrical Contractors Comments: No electrical items #

DATE 6/9/80

BY 6/9/80



HOWARD



CARDINAL

Contracting Co., Inc.

FIRST NATIONAL BANK BUILDING - SUITE 875
1401 MAIN ST. COLUMBIA, S.C. 29201 A/C 803-254-9064

PLEASE ADDRESS REPLY TO:

P. O. BOX 8408
CAMP LEJEUNE, N.C. 28542
March 6, 1980

Worsham Sprinkler Company, Inc.
P. O. Box 525
Kernersville, North Carolina 27284

Attention: Howard Davis

RE: 205 Bed Hospital
Naval Regional Medical Center
Camp Lejeune, North Carolina
Contract Number N62470-77-C-7526

SUBJ: Sleeve Layout in Basement Wall

Gentlemen:

This will confirm our telephone conversation of March 6, 1980. You furnished us with layout dimensions for a 6 inch diameter sleeve for the Fire Pump Test Header. These centerline dimensions are as follows: Elevation at 3' 0" above finish grade and 5' 3" west of column line 44.

You also stated that all pad and anchor bolt layouts for your equipment in the Fire Pump Room were shown on your submittal package. Further you said that the revised submittal would not change these layouts.

Your cooperation is appreciated.

Very truly yours,


CARDINAL CONTRACTING COMPANY, INC.

William A. Richardson
William A. Richardson
Office Engineer

REC. MAR 7 1980	Date
FILE	

WAR/dhs
Attachment

cc: Dallas Office
Columbia Office



March 6, 1980

Worsham Sprinkler Company, Inc.
P. O. Box 525
Kernersville, North Carolina 27284

Attention: Howard Davis

RE: 205 Bed Hospital
Naval Regional Medical Center
Camp Lejeune, North Carolina
Contract Number N62470-77-C-7526

SUBJ: Sleeve Layout in Basement Wall

Gentlemen:

This will confirm our telephone conversation of March 6, 1980. You furnished us with layout dimensions for a 6 inch diameter sleeve for the Fire Pump Test Header. These centerline dimensions are as follows: Elevation at 3' 0" above finish grade and 5' 3" west of column line 44.

You also stated that all pad and anchor bolt layouts for your equipment in the Fire Pump Room were shown on your submittal package. Further you said that the revised submittal would not change these layouts.

Your cooperation is appreciated.


Very truly yours,

CARDINAL CONTRACTING COMPANY, INC.

William A. Richardson
Office Engineer

WAR/dhs
Attachment

cc: Dallas Office
Columbia Office





THE WALDINGER CORPORATION

2601 BELL AVENUE / P.O. BOX 1612 / DES MOINES, IOWA 50321 / 515/284-1911

March 12, 1980

Worsham Sprinkler Co., Inc.
1355 South Park Dr.
Kernersville, N.C. 27284

Attention: Howard Davis

Reference: Naval Regional Medical Center
Camp LeJeune, N.C.
IW-1860

Dear Sir:

The following is an outline of the revisions that will be made to your drawings as a result of conversations with our Mr. Jerry Miller.

REC. MAR 17 1980		
To	Int.	Date
FILE		

(A) 1st Floor Areas A & B

(1) Dwg. M1-1-A1 - col. line 1 to 5 at I

- ✓(a) Relocate 2½" main - change 2'-5" dimension to 1'-6" and elevation to 8'-11".
- ✓(b) Relocate branch line from 5'-0" west of col. 2 N 3'-0" west of col. 2.
- ✓(c) Branch line west along col. 6 change from 3'-1" to 1'-9".


(2) Dwg. M1-9-A2 - col. line 1 to 5 at N

- ✓(a) 5'-3" south of "N" and elevation of 9'-0" centerline is allright.

(3) Dwg. M.-10-B1 col. lines 6 to 17 at I

?
DRO
DH


- ✓(a) 5"-3" dimension north of col. I is allright to col. line 10. Split 2½"Ø line at col. line 10. Line going north to be 9'-0" east of col. line 10 and then turn back east 7'-0" south of col. line J. The line going south split at col. line 10 then turn east 1'-9" north of col. line "I" elevation of 9'-0' is allright.



- (b) Branch run outs along col. line 17 will create a problem at a 9'-0" elevation. Please drop the lines to a lower elevation.
- (4) Dwg. M1-10-B2 col. lines 6 to 17 at "N"
- (a) 7'-9" dimension south of col. "N" and 9'-0" elevation is alright.
- (b) Can 2"Ø line that turns back west at room C106 near col. lines "17" & "L" be lowered to 8'-9" Ø and moved north to clear diffusers in room C106.
- (c) 2½"Ø line at col. lines "17" & "I" to be raised to an elevation of 10'-10".
- (5) All drawings - field route branch lines into equipment rooms, toilet and waiting room area's. ? ? ? ? ?

(B) 2nd Floor Area's A & B

- (1) All drawings field route branch line into equipment rooms, toilet and waiting room area's. ? ? ? ?
- (2) Drawing M2-7-A1 col. lines 1 to 5 at I
- (a) Leave main 4'-9" from "I" line and change elevation to 9'-6" Ø A.F.F.
- (b) We will lower branch ducts. Sprinkler branch to run at 9'-6". If a conflict arises lower to 9'-0" or raise as required.
- (3) Drawing M2-7-A2 col. lines 1 to 5 at "N"
- (a) 7'-9' dimension south of col. line "N" and 9'-0" elevation for branches and mains is alright.
- (b) Sprinkler branches into mechanical nopes, and hallway outside of node will have to be routed in the field.
- (4) Drawing M2-8-B2 col. lines 5 to 17 at "N"
- (a) 3" line 7'-9" south of col. line N at an elevation of 9'-0" is alright.
- (b) Tied down 3" main; offset near col. line "12.6" at 10'-6" north of col line "M".
- (c) Move 2" main in corridor C200B (along col. line "N") back up to 1'-0" south of col. line "N".



- (5) Drawing M2-8-B-1 col. lines 5 to 17 at "I"
- (a) Move 3"Ø main line to 5'-5" from col. line "I" and raise elevation from 9'-0" to 9'-8".
 - (b) Run branches out at 9'-8" and lower to 9'-0" where problems exist.
 - (c) Move 2½"Ø main to 1'-9" from col. line I with elevation of 9'-0".
 - (d) Move branch line near col. line 14 east. Lower elevation of 1st 2 branch lines east of 14 line from 9'-0' to 8'-7".
 - (e) Move 2" line west of col. line 17 from 4'-4½ to 3'-7½" west of col. line 17 with elevation of 9'-0".

If you have any questions on any of the revisions please call as soon as possible.

Sincerely,


THE WALDINGER CORPORATION



Glenn Stoltman
Project Manager Sheet Metal

GS/df

cc: Delbert R.
Chuck H.



Transmittal Nos:
787-B, 788-A


Contract: N62470-77-C-7526

Navy Regional Medical Center
MCB, Camp Lejeune, N.C.

(FIRE PUMPS)

1. The 6" hose manifold shown is not compatible with sprinkler dwg #1 which indicates 4" piping to test manifold. Contractor drawing requires two 1/2" valved outlets and not four as submitted.
2. Wiring diagrams for electric and diesel pump controllers have not been annotated to indicate which options are to be provided. These diagrams must clearly indicate the interconnection between the two pump controllers to assure installation will comply with contract specifications and NFPA #20. For example, automatic stop is not desired, sequential starting is required to prevent both pumps from starting simultaneously, and the electric motor lockout feature is not desired. A wiring diagram for this specific installation is needed.
3. Pump test header valves shall include caps and chains. Threads to be National Standard.
4. Resubmit annotated wiring diagrams and test header as indicated above.

E. V. Lockwood
Fire Protection Branch (408)



RESIDENT OFFICER IN CHARGE OF CONSTRUCTION
NAVAL REGIONAL MEDICAL CENTER

CAMP LEJEUNE, N. C. 28542

P. O. BOX 131

IN REPLY REFER TO:
RDC:jj
N62470-77-C-7526
MAY 24 1979

To John B.
Cardinal Contracting Co., Inc.
Post Office Box 8408
Camp Lejeune, North Carolina 28542

RE: Contract N62470-77-C-7526,
205 Bed Hospital, Naval Regional
Medical Center, Camp Lejeune,
North Carolina

Gentlemen:

It is proposed to modify the referenced contract in accordance with the attached Amendment number three {3} dated 29 March 1979 with the following corrections:

1. Sheet three {3} of the Amendment.

On NAVFAC Drwg. No. 4044037 the note numbers referred to {notes 7 & 8} should be changed to 6 & 7 respectively.

2. Sheet five {5} of the Amendment.

The new page 33 of Section 13942X attached to the Amendment is in error. A corrected page 33 of Section 13942X is forwarded with this letter and should be substituted for the erroneous page 33.


You are requested to prepare a detailed cost proposal covering the modifications described. The proposal should be sent to the ROICC, NRMC in the near future for review. All correspondence pertaining to this request for proposal should refer to RFP-001.

Sincerely,

R D Coley


R. D. COLEY
Assistant Resident Officer in
Charge of Construction

cc: Cardinal Contracting Co., Inc.
FNBB - Suite 875
1401 Main St.
Columbia, S. C. 29201
LANTDIV - Code 05



EQUIPMENT	DISCRETE POINTS										ANALOG POINTS										PROGRAMS	
	CONTROL		STATUS INDICATION WITH ALARM				GENERAL	MAINTENANCE ALARMS	VALUE INDICATION WITH HI-LO ALARM						VALUE INDICATION		PROGRAMS					
			Failure	Low Level	High Level	High/Low Pressure	Low Pressure			Level (Gallons)	Temperature				Steam Flow (lbs./hr.)	Fuel Flow (gal./min.)						
Drinking Water																						
Waste System						X																
Emergency Generator																						
Fuel Overflow Tank				X																		
High Pressure Steam Supply																						
Chemical Feed Unit #1				X																		
"#2				X																		
"#3				X																		
Heat Recovery				X																		
Water Feedwater						X																
Water No. 1				X																		
Water No. 2				X										X	X							
Oil														X	X							
Oil (4 Req.)									X													
STEAM ELEVATOR									X													
COY REF (OIL)									X													
REFS BLOOD									X													
RAUK									X													
REFS-SUBCIRCUIT									X													
SWITCH									X													
ISLAND OPERATOR																						
ALARM				X			X															

Corrected Copy



N62470-77-B-7526

NAVFAC
SPECIFICATION
NO. 05-77-7526
AMENDMENT NO. 3

205 BED HOSPITAL
at the
NAVAL REGIONAL MEDICAL CENTER

DIVISION 1. GENERAL REQUIREMENTS

SECTION 01011. GENERAL PARAGRAPHS

6. DRAWINGS ACCOMPANYING SPECIFICATION: NAVFAC Drawing Nos. 4043567, 4043579, 4043581, 4043656, 4043657, 4043674, 4043681, 4043692, 4043702, 4043714, 4043725, 4043727, 4043745, 4043755 and 4043757 have been revised as of March 22, 1979.

Make the following changes:

On NAVFAC Dwg. No. 4043487

On "Composite Plan - Site Layout", between Street A and Stone Street change "Brewster Boulevard" to read "Brewster Boulevard (Bituminous Concrete Pavement)".

On NAVFAC Dwg. No. 4043507

On "Elevation, Chain Link Fence @ Basketball Goal" change "3-inch O.D. TOP RAIL (TYP.)" and "3-inch O.D. TOP RAIL" to read "1 5/8-inch O.D. TOP RAIL (TYP.)" and "1 5/8-inch O.D. TOP RAIL".


On NAVFAC Dwg. No. 4043529

On "Site Utilities Plan" at MATCH LINE 2600E, between manhole 2 and manhole 2A change "12-inch SS" to read "10-inch SS".

On NAVFAC Dwg. No. 4043532

Between the Hospital and the Public Works Building, adjacent to the words "Support Dock", change "10-inch by 6-inch Tee" to read "10-inch by 8-inch Tee".

05-77-7526 - AMEND. NO. 3



On NAVFAC Dwg. Nos. 4043541 and 4043542

In title block change "SCALE 1-inch = 800 feet" to read "SCALE 1-inch = 400 feet". Change "graphic scales" to "1-inch = 400 feet (Note, at half-size, then 1-inch = 800 feet)".

On NAVFAC Dwg. No. 4043562

In Floor Plan, between column rows 22, 23, V, and S, change Dairy Refrigerator door to swing out, as shown on NAVFAC Dwg. No. 4043735.

On NAVFAC Dwg. No. 4043575

In Floor Plan, near column K-7, relocate the elevation symbol M/A2-2/A12-11 from room W231 to room W232, without changing the orientation.

On NAVFAC Dwg. No. 4043600

In Detail - Typ. Vent Pipe Flashing change "Bitumen Stop Copper Sleeve w/6" Flange" to read "Bitumen Stop Metal Sleeve w/6" Flange".

On NAVFAC Dwg. No. 4043721

In Reflected Ceiling Plan, on column row K, in vicinity of column K-7, change partition symbol to two solid lines (partition extends to concrete above ceiling).

On NAVFAC Dwg. No. 4043777

"EQUIPMENT SCHEDULE LEGEND"

PAGE 4: Under "Medical Equipment Miscellaneous" delete the change made to Item ME18 in Amendment No. 2 and substitute the following therefor:

"Item ME18, delete the SPEC-REF, "16700-4.4", and substitute "11702-7.21"."

On NAVFAC Dwg. Nos. 4043875 and 4043890


Revise power column locations per NAVFAC Drawing No. 4043656.

On NAVFAC Dwg. No. 4043883

On Floor Plan in northeast corner of room M208, add vertical pipe riser and label "6" DIA. EXHAUST UP & DN FROM ORAL VACUUM".

On NAVFAC Dwg. Nos. 4043888 and 4043893

Revise diffuser and grill locations per NAVFAC Drawing No. 4043656.



On NAVFAC Dwg. No. 4043965

On Areas C & D Roof Plan, at intersection of column lines 21 and P, add pipe roof penetration and label "6" DIA. EXHAUST FROM ORAL VACUUM".

On NAVFAC Dwg. Nos. 4044016, 4044017, 4044020 and 4044021

Revise power column conduit for the Nurse Call System conduit per the revised Architectural layout indicated on NAVFAC Drawing No. 4043656.

On NAVFAC Dwg. No. 4044017

On Detail "TYPE 'B' PATIENT CONSOLE", delete Note 1 in its entirety and substitute the following therefor:

- "1. For vacuum, air, and oxygen service connections, refer to specification section entitled 'Nonflammable Medical Gas Systems'."

On NAVFAC Dwg. No. 4044037

On Note 7 change circuit designation from "5 CRI - CKT. 24" to "4 CRI - CKT. 33". On Note 8 change circuit designation from "5 CRI-22" to "4 CRI-31".

On NAVFAC Dwg. No. 4044080

Add one Type XX Luminaire for the new Pharmacy Window. Connect the Luminaire to 1L3-7e.

On NAVFAC Dwg. Nos. 4044090, 4044096, 4044098 and 4044100

Relocate Power Columns within individual rooms to the locations shown on revised NAVFAC Drawing No. 4043656.

31. CONTRACTOR-PREPARED NETWORK ANALYSIS SYSTEM (MAR 1973):

(b) The system....

(2) Detailed network activities.....Under "Minimum number of activities" change "80" to "800".


DIVISION 11. EQUIPMENT

SECTION 11702. MEDICAL EQUIPMENT, MISCELLANEOUS

2. RELATED WORK SPECIFIED ELSEWHERE:

2.2 Service Connections to Equipment: Delete this paragraph in its entirety and substitute the following therefor:

05-77-7526 - AMEND. NO. 3



"2.2x Service Connections to Equipment: Final utility connections and utility service to equipment under this section including waste shall be provided under sections entitled "Plumbing", "Nonflammable Medical Gas Systems" and "Interior Wiring Systems"."

3. SUBMITTALS:

3.2 Shop Drawings: In the second line after "M5544" change "and M-5545" to "M-5545 and ME18".

7. ITEMS: At the end of this paragraph add the following:

"7.21 Item ME 18, Patient Service Console

7.21.1 Patient console shall be a single galvanized steel recessing back box having separate compartments for vacuum, oxygen, air, 120 volt grounding type hospital receptacles, chart lights, future nurse call, and vacuum slides.

7.21.2 Faceplate shall be a single multi-gang cover of extruded brushed anodized aluminum or struck-up satin finish stainless steel having cutouts for services as specified.

7.21.3 Console shall be factory-assembled and pre-wired (except for vacuum, oxygen, and chart lights) and shall be provided with miniature hookup terminal blocks with screw terminals and barriers.

7.21.4 Console shall be flush wall mounted and shall be provided as indicated.

7.21.5 120 Volt AC and Instrumentation Wiring: Wiring shall be in accordance with section entitled "Interior Wiring Systems" for wiring and electrical work required."

SECTION 11704. LABORATORY EQUIPMENT AND FUMEHOODS

2. RELATED WORK SPECIFIED ELSEWHERE:


2.2 Service Connections to Equipment: Delete this paragraph in its entirety and substitute the following therefor:

"2.2x Service Connections to Equipment: Final utility connections to equipment under this section including waste shall be provided under section entitled "Plumbing", "Nonflammable Medical Gas Systems", "Gas Piping", and "Interior Wiring Systems". Refer to Electrical, Mechanical, Instrumentation and Plumbing Drawings."

SECTION 11744. DENTAL EQUIPMENT

2. RELATED WORK SPECIFIED ELSEWHERE:

2.2 Service Connections to Equipment: Delete this paragraph in its entirety and substitute the following therefor:



"2.2x Service Connections to Equipment: Final utility connections to equipment under this section including waste shall be provided under sections entitled "Plumbing", "Nonflammable Medical Gas Systems", and "Interior Wiring Systems"."

DIVISION 13. SPECIAL CONSTRUCTION

SECTION 13942x. ENERGY MONITORING AND CONTROL SYSTEMS (EMCS) FIELD MATERIALS

On Page No. 31 put an "X" in the "Low Pressure" column for "Nitrogen Manifold", "Nitrous Oxide Manifold", "Oxygen System", "Medical Vacuum", and "Medical Air".

Delete Page No. 33 in its entirety and substitute the attached new page therefor.

On Page No. 37, under "Status Indication With Alarm" add a new column labeled "Low Temp."; under this column insert an "X" for "Meat Thaw Refrig.", "Refrigerator Stores", "Tissue Refrigerator", "Produce Refrigerator", and "Dairy Refrigerator".

DIVISION 14. CONVEYING SYSTEMS

SECTION 14200. ELECTRIC ELEVATORS

9. GENERAL REQUIREMENTS:

9.1 Handicapped Markings: Delete this paragraph in its entirety and substitute the following therefor:

"9.1x Handicapped Markings: Special markings shall be provided for car buttons, car controls, and hoistway door jams meeting the minimum requirements of National Elevator Industry, Inc.'s "Suggested Minimum Passenger Elevator Requirements for the Handicapped" dated July 1976 and revised May 1977."

SECTION 14220. HYDRAULIC PASSENGER ELEVATORS


4. GENERAL:

4.6 Handicapped Markings: Delete this paragraph in its entirety and substitute the following therefor:

"4.6x Handicapped Markings: Special markings shall be provided for car buttons, car controls, and hoistway door jams meeting the minimum requirements of National Elevator Industry, Inc.'s "Suggested minimum Passenger Elevator Requirements for the Handicapped" dated July 1976 and revised May 1977."

DIVISION 15. MECHANICAL

SECTION 15631. STEAM BOILERS AND EQUIPMENT



5. BOILER BREECHING: At the end of this paragraph add the following:

"5.5 Dampers. Provide manual damper with locking device designed for boiler exit gas temperatures and differential pressures. Provide round damper for round breeching or multi-bladed damper for rectangular or square breeching. Shaft bearings shall not be located in the flue gas stream. Dampers shall be suitable for on-off and balancing service. Dampers shall be attached to breeching with 1/8 inch thick asbestos gaskets and with bolted connections providing a gas tight seal. All damper structural materials shall comply with the applicable sections of the American Institute of Steel Construction's Specification for Design, Fabrication and Erection of Structural Steel. Welds used in damper construction shall conform to AWS D1.1."

SECTION 15802. AIR SUPPLY SYSTEMS

8. HEATING AND COOLING COILS:

8.1 Water Coils: At the end of this paragraph delete the following: "No means such as turbulators shall be used to increase the efficiency of the coils."

DIVISION 16. ELECTRICAL


SECTION 16721. MANUAL AND AUTOMATIC FIRE ALARM SYSTEMS

13. INITIATING DEVICES:


13.6 Dry Pipe Sprinkler System: Delete the first sentence in its entirety.

Atlantic Division, Naval Facilities Engineering Command
Naval Station, Norfolk, Virginia 23511
29 March 1979

C. C. HEID, RADM, CEC, USN
Contracting Officer



EQUIPMENT POINT DESCRIPTION	DISCRETE POINTS						ANALOG POINTS						PROGRAMS			
	CONTROL	STATUS INDICATION WITH ALARM					GENERAL	MAINTENANCE ALARMS	VALUE INDICATION WITH HI-LO ALARM				VALUE INDICATION		PROGRAMS	
		Failure	Low Level	High Level	High/Low Pressure	Low Pressure			High Pressure	On/Off	Level (Gallons)					Steam Flow (lbs/Hr.)
Potable Water																
Booster System				X												
Emergency Generator																
Fuel Overflow Tank			X													
Main Steam Supply				X												
Chemical Feed Unit #1		X														
CFU #2		X														
CFU #3		X														
CFD Heat Recovery		X														
Boiler Feedwater				X												
Boiler No. 1		X														
Boiler No. 2		X												X	X	
Fuel Oil														X	X	
Tanks (4 Req.)								X								
REF STG. E161				X	X	X										
BODY REFG. COLD				X	X	X										
(3) RF05BLOOD																
. BANK					X	X										
(1) RF5-SURGICAL					X	X										
SUITE					X	X										
DENTAL ORAL																
VACUUM					X	X										



CONTRACT
106 A.S.

CONTRACT ESTIMATE


PROJECT: PUBLIC WORKS BLDG. - HOSP. CAMP LESLIE

DATE:


LOCATION:

PROPOSAL NO.

ESTIMATE				TOTALS		NOTES
DESIGN INSIDE	40	Hrs.				
DESIGN UNDERGROUND		Hrs.				
DESIGN PUMP		Hrs.				
DESIGN SURVEY		Hrs.				
TOTAL HOURS	40 @ 9.00	Per Hour	360	00		
INSURANCE & TAXES		25 %	90	00		
DESIGNER MILES	@	Per Mile				
DESIGNER PER DIEM DAYS	@					
TOTAL DESIGN COST					450	00
FABRICATION INSIDE EXPOSED	40	Hrs.				
FABRICATION INSIDE CONCEALED		Hrs.				
FABRICATION INSIDE WELDED		Hrs.				
FABRICATION UNDERGROUND		Hrs.				
TOTAL HOURS	40 @ 7.25	Per Hour	290	00		
INSURANCE & TAXES		25 %	72	50		
TOTAL SHOP COST					362	50
TRUCK	500 MILES @ .45		225	00		
TRUCK	MILES @					
TOTAL TRUCK COST					225	00
DRIVER HOURS DRIVING	10	Hrs.				
DRIVER HOURS UNLOADING	3	Hrs.				
TOTAL HOURS	13 @ 7.25	Per Hour	94	25		
INSURANCE & TAXES		%	23	56		
DRIVER EXPENSES						
TOTAL TRUCK DRIVER COST					117	81
INSTALLATION INSIDE:						
ROUGH-IN	120	Hrs.				
CUT DROPS		Hrs.				
RACKS		Hrs.				
		Hrs.				
		Hrs.				
TRAVEL TIME INSIDE		Hrs.				
INSTALLATION UNDERGROUND:		Hrs.				
INSTALLATION TIME						
EXCAVATION & BACKFILL (HAND)		Hrs.				
COMPACTION		Hrs.				
		Hrs.				
TRAVEL TIME UNDERGROUND		Hrs.				
TOTAL	120	Hrs.				
SUPERVISION	5 %	6 Hrs.				
TOTAL HOURS	126 @ 9.60	Per Hour	1209	60		
INSURANCE & TAXES		25 %	302	40		
FRINGE BENEFIT HOURS	@					
PER DIEM DAYS	15 @ 17.50	Per Day	262	50		
FOREMAN MILES (DAILY)	@	Per Mile				
FOREMAN MILES (TO JOB)	500 @ .20	Per Mile	100	00		
TOTAL LABOR COST					1874	50



ESTIMATE			TOTALS		NOTES
INSIDE PIPE	106 @ 20.00	2120	00		
FITTING					
HANGERS					
SPECIALTIES		232	-		
DEVICES		533	-		
VALVES		52	-		
HOSE EQUIPMENT		315	-		
SUBTOTAL		3252	00		
SALES TAX	%	130	08		
TOTAL INSIDE MATERIAL			3382 08		
UNDERGROUND PIPE					
FITTINGS					
ANCHORING					
SPECIALTIES					
HYDRANTS					
VALVES					
HYDRANT EQUIPMENT					
SUBTOTAL					
SALES TAX	%				
TOTAL UNDERGROUND MATERIAL					
BACKHOE					
DUMP TRUCK					
HIGH LIFT					
TOTAL OWNED EQUIPMENT					
SUBCONTRACTS & RENTALS					
BACKHOE RENTAL					
CUTTING/PATCHING PAVING OR FLOORS					
MASONARY/CARPENTRY					
PAINTING					
WIRING					
CITY CONNECTION					
VALVE PITS					
PUMP & CONTROLLER (Inc. Tax & Freight)					
TANK					
PUMP & TANK FOUNDATION					
VALVE HOUSE					
HIGH LIFT RENTAL (Inc. Trucking)					
SUBTOTAL					
OVERHEAD	%				
TOTAL SUBCONTRACT COST					
SUBTOTAL				6411 89	EXCLUSIONS
OVERHEAD	20 %			1282 38	ROCK CLAUSE
TOTAL COST				7694 27	
PROFIT	15			1154 14	
SUBCONTRACTS TOTAL				8848 41	
BUILDING PERMIT					
P. & P. BOND PREMIUM					
CONTRACT PRICE			8849 00		



INSIDE MATERIAL ESTIMATE

Inside Mat.

PROJECT:

DATE OF TAKE-OFF:


LOCATION:


PROPOSAL NO.

PIPE			FITTINGS				
STANDARD BLACK	QUANTITY	UNIT	COST	ITEM	QUANTITY	UNIT	COST
1/2"				2 1/2" Grvd. 90° Ells			
3/4"				3"			
1"				3 1/2"			
1 1/2"				4"			
1 1/2"				5"			
2"				6"			
2 1/2"				8"			
3"				Grooved 45° Ells			
3 1/2"							
4"							
5"							
6"				Grooved Str. Tees			
8"				2 1/2"			
				3"			
Thinwall Black				4"			
2 1/2"				5"			
3"				6"			
3 1/2"				8"			
4"							
5"				Grooved Red. Tees			
6"				3" x 3" x			
8"				4" x 4" x			
Standard Galv.				5" x 5" x			
1/2"							
3/4"				6" x 5" x			
1"				8" x 8" x			
1 1/2"							
2"				Grooved Reducers			
2 1/2"				3 1/2" x 3"			
3"				4" x 3 1/2"			
3 1/2"							
4"				2 1/2" Grooved Caps			
5"				3"			
6"				3 1/2"			
8"				4"			
Pipe Sleeves				Grooved Crosses			
2"							
2 1/2"							
3"				Grooved Couplings			
3 1/2"				2 1/2"			
4"				3"			
5"				3 1/2"			
6"				4"			
8"				5"			
Pipe Nipples				6"			
				8"			

TOTAL PIPE

SUBTOTAL FITTINGS (carry forward)





HANGERS				SPECIALTIES			
ITEM	QUANTITY	UNIT	COST	ITEM	QUANTITY	UNIT	COST
Line Hangers				Wet Insp. Test	1		21 46
T.B. C-Clamps				Dry Insp. Test			
M.T. Rods				Wet Drains			
Hilti Drop-Ins				1" (under 5 gals.)			
C.S. Rods				1" (over 5 gals.)	2	7.59	15 18
				Dry Drains			
Main Hangers				1" (under 5 gals.)			
2"				1" (over 5 gals.)			
2½"							
3"				Straight Riser Dr.			
3½"							
4"				Sight Glass			
5"							
6"				1" Anti-Fr. Conn.			
8"				1½"			
				1½"			
2"				2"			
2½"				2½"			
3"				3"			
3½"				Gals. Anti-Fr.			
4"							
5"				Wall/Clg. Plates			
6"				½"			
8"				¾"			
				1"			
2"				1½"			10 -
2½"				1½"			
3"				2"			
3½"				2½"			
4"				3"			
5"				3½"			
6"				4"			
8"				5"			
				6"			
Angle Iron				8"			
2" x 2" x 3/16"							
3" x 2" x 3/16"				Standard F.D. Con.	1		155 -
3" x 2" x ¼"				Flush F.D. Conn.			
4" x 3" x ¼"							
3/8" Rod Iron				Sidewalk F.D.Conn.			
½"							
5/8"				Wall Hydrants			
3/8" Rod Coup.							
½"							
5/8"							
Riser Clamps							

TOTAL HANGERS

TOTAL SPECIALTIES

232 -

