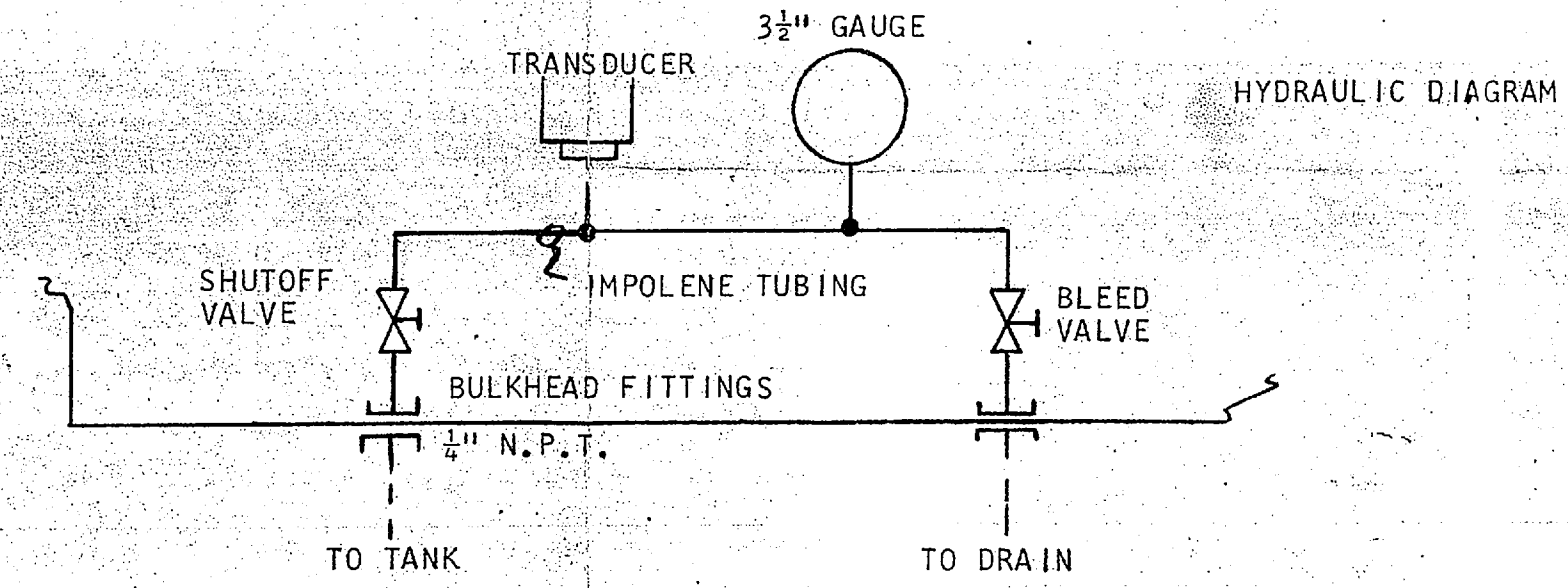
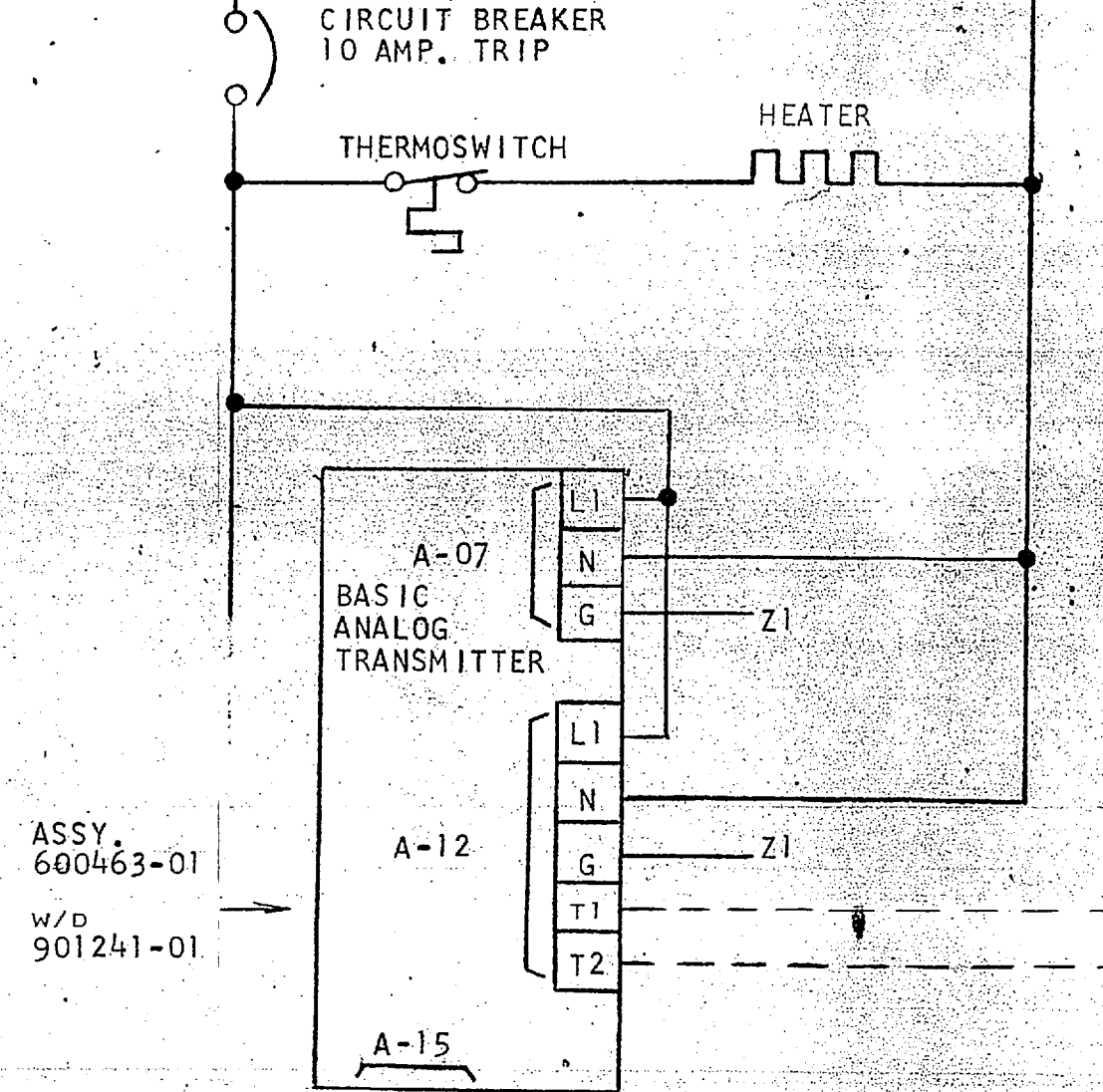
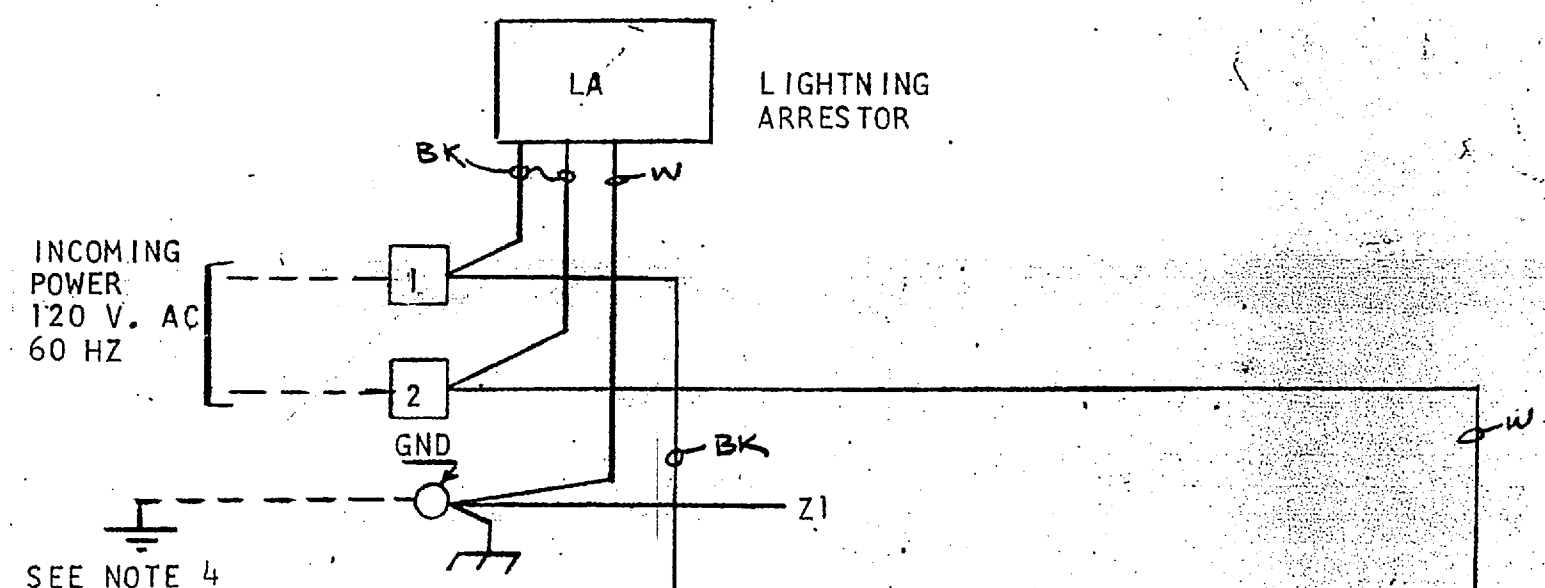


REV.	CO. NO.	DATE	DESCRIPTION	CHK.	APP.
A	3723	8-8-75	RELEASED		



5. FOR PARTS LIST SEE 202002-01.
4. GROUNDING LUG TO BE GROUNDED BY CUSTOMER AS PER N.E.C.
3. WIRE COLOR ABBREVIATIONS:
 BLACK-BK GRAY-GY
 WHITE-W BROWN-BR
 ORANGE-OR BLUE-BU
 YELLOW-Y VIOLET-V
 RED-R PINK-P
 GREEN-GN
2. ALL WIRING IS RED UNLESS NOTED.
 ALL RED WIRING IS 16 GA. AND
 ALL ELSE IS 14 GA.
1. ALL DOTTED WIRING IS DONE BY OTHERS.

TITLE: WIRING DIAGRAM BULLETIN E-800 REMOTE SENSING TRANSMITTER		DRAWING NO. 902105-01		REV. A
SHOP ORDER: 15726	JOB NAME: JACKSONVILLE, N.C.	ITEMS "O, P, Q, R & S"		
CONSOLIDATED ELECTRIC COMPANY 141 SOUTH LAFAYETTE ROAD • ST. PAUL, MINN. 55107				
TOLERANCES UNLESS OTHERWISE SPECIFIED. TWO PLACE DEC. ± .010. THREE PLACE DEC. ± .005. FRACTIONS. ± 1/64.	DESIGNED TWM	DRAWN HJG 8/8/75	CHECKED [Signature]	
DO NOT SCALE	DATE 8-8-75			

5

5

5

5

5

5