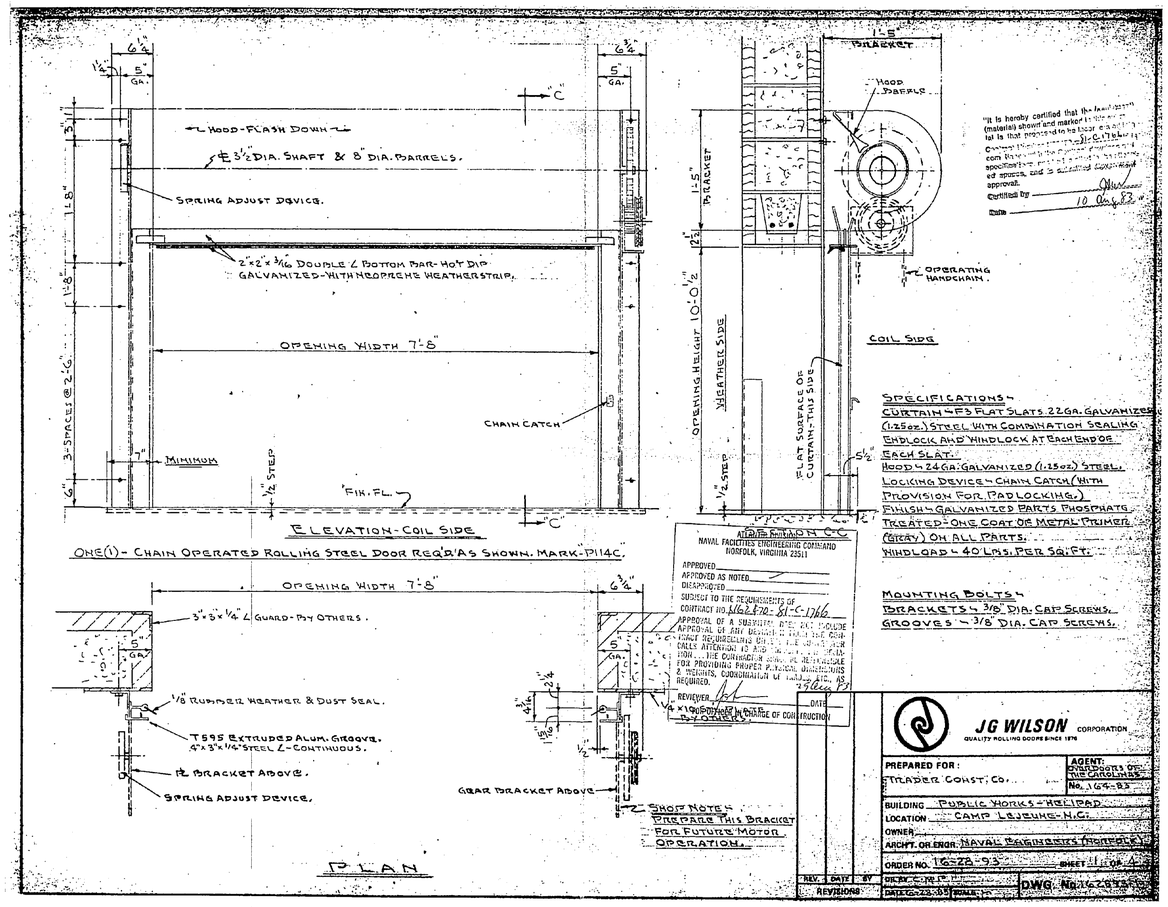
6 3/4"
5" GA.
1/4"
HOOD-FLASH DOWN
3 1/2" DIA. SHAFT & 8" DIA. BARRELS.
SPRING ADJUST DEVICE.
2"x2"x3/16 DOUBLE ∠ BOTTOM BAR-HOT DIP GALVANIZED-WITH NEOPRENE WEATHERSTRIP.
OPENING WIDTH 7'-8"
CHAIN CATCH
MINIMUM
1/2" STEP
FIN. FL.
3-SPACES @ 2'-6"
ELEVATION-COIL SIDE
ONE(1)- CHAIN OPERATED ROLLING STEEL DOOR REQ'D AS SHOWN. MARK-P114C.
BRACKET
HOOD BAFFLE
OPERATING HANDCHAIN.
OPENING HEIGHT 10'-0 1/2"
WEATHER SIDE
FLAT SURFACE OF CURTAIN-THIS SIDE
COIL SIDE
3"x3"x1/4" ∠ GUARD-BY OTHERS.
1/8" RUBBER WEATHER & DUST SEAL.
T595 EXTRUDED ALUM. GROOVE. 4"x3"x1/4" STEEL ∠-CONTINUOUS.
BRACKET ABOVE.
SPRING ADJUST DEVICE.
GEAR BRACKET ABOVE
SHOP NOTE: PREPARE THIS BRACKET FOR FUTURE MOTOR OPERATION.
PLAN
SPECIFICATIONS:
CURTAIN-FS FLAT SLATS 22GA. GALVANIZED (1.25oz.) STEEL WITH COMBINATION SEALING ENDLOCK AND WINDLOCK AT EACH END OF EACH SLAT.
HOOD-24GA. GALVANIZED (1.25oz) STEEL.
LOCKING DEVICE-CHAIN CATCH (WITH PROVISION FOR PADLOCKING.)
FINISH-GALVANIZED PARTS PHOSPHATE TREATED-ONE COAT OF METAL PRIMER (GRAY) ON ALL PARTS.
WINDLOAD-40 LBS. PER SQ. FT.
MOUNTING BOLTS:
BRACKETS-3/8" DIA. CAP SCREWS.
GROOVES-3/8" DIA. CAP SCREWS.
APPROVED
NAVAL FACILITIES ENGINEERING COMMAND NORFOLK, VIRGINIA 23511
APPROVED
APPROVED AS NOTED
DISAPPROVED
SUBJECT TO THE REQUIREMENTS OF CONTRACT NO. N62470-81-C-1066
REVIEWER
DATE
JG WILSON CORPORATION
QUALITY ROLLING DOORS SINCE 1876
PREPARED FOR: STRADER CONST. CO.
AGENT: ENTERPRISES OF THE CAROLINAS
No. 164-83
BUILDING PUBLIC WORKS-HELIPAD
LOCATION CAMP LEJEUNE-N.C.
OWNER
ARCHT. OR ENGR. NAVAL ENGINEERS PROPERTY
ORDER NO. 16-28-93
SHEET 1 OF 4
DWG. No. 16-28-93
DATE 6-28-83
SCALE
REV. DATE BY
REVISIONS

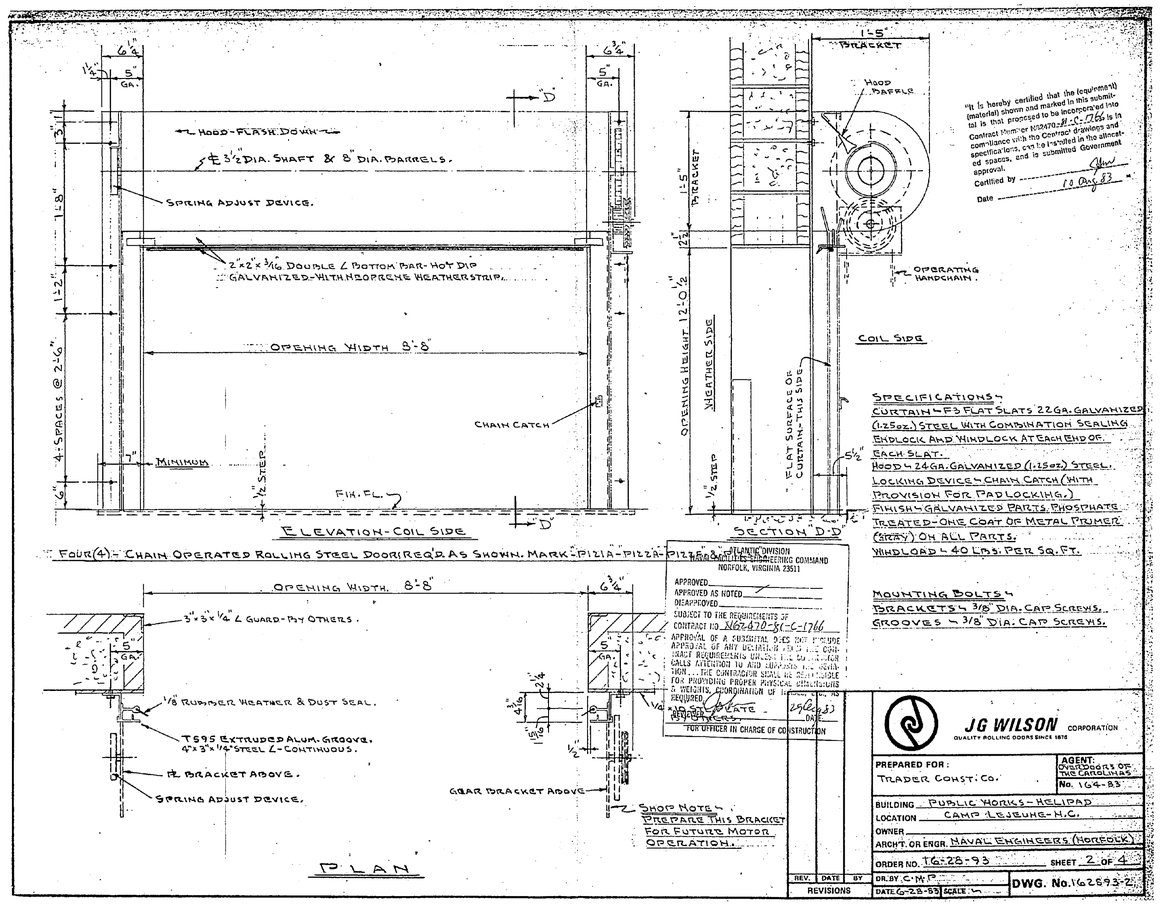


"It is hereby certified that the (equipment) (material) shown and marked in this submittal is that proposed to be incorporated into Contract Number N62470-81-C-1766 in compliance with the Contract drawings and specifications, and is installed in the allocated spaces, and is submitted Government approval.
Certified by _____
Date 10 Aug 83"

SPECIFICATIONS-
CURTAIN-F3 FLAT SLATS 22GA. GALVANIZED (1.25oz.) STEEL WITH COMBINATION SEALING ENDLOCK AND WINDLOCK AT EACH END OF EACH SLAT.
HOOD-24GA. GALVANIZED (1.25oz) STEEL.
LOCKING DEVICE-CHAIN CATCH (WITH PROVISION FOR PADLOCKING.)
FINISH-GALVANIZED PARTS, PHOSPHATE TREATED-ONE COAT OF METAL PRIMER (GRAY) ON ALL PARTS.
WINDLOAD-40 LBS. PER SQ. FT.

MOUNTING BOLTS-
BRACKETS-3/8" DIA. CAP SCREWS.
GROOVES-3/8" DIA. CAP SCREWS.

PLANNING DIVISION
NAVAL FACILITIES ENGINEERING COMMAND
NORFOLK, VIRGINIA 23511

APPROVED _____
APPROVED AS NOTED _____
DISAPPROVED _____
SUBJECT TO THE REQUIREMENTS OF CONTRACT NO. N62470-81-C-1766
APPROVAL OF A CONTRACT DOES NOT IMPLIES APPROVAL OF ANY DEVIATION FROM THE CONTRACT REQUIREMENTS UNLESS THE CONTRACTOR CALLS ATTENTION TO AND EXPRESSLY [illegible] THE DEVIATION. THE CONTRACTOR SHALL BE SOLELY RESPONSIBLE FOR PROVIDING PROPER PHYSICAL [illegible] & WEIGHTS, COORDINATION OF [illegible] REQUIRED.
[illegible] 29 Aug 83
DATE
FOR OFFICER IN CHARGE OF CONSTRUCTION

| REV. | DATE | BY |
|---|---|---|
| REVISIONS | | |

**JG WILSON** CORPORATION
QUALITY ROLLING DOORS SINCE 1878

PREPARED FOR: TRADER CONST. CO.
AGENT: CHESSMONS OF THE CAROLINAS
No. 164-83

BUILDING: PUBLIC WORKS-HELIPAD
LOCATION: CAMP LEJEUNE-N.C.
OWNER:
ARCH'T. OR ENGR.: NAVAL ENGINEERS (NORFOLK)
ORDER NO. TG-28-93 SHEET 2 OF 4
DR. BY C.M.P.
DATE 6-28-83 SCALE 1"
DWG. No. 162893-2

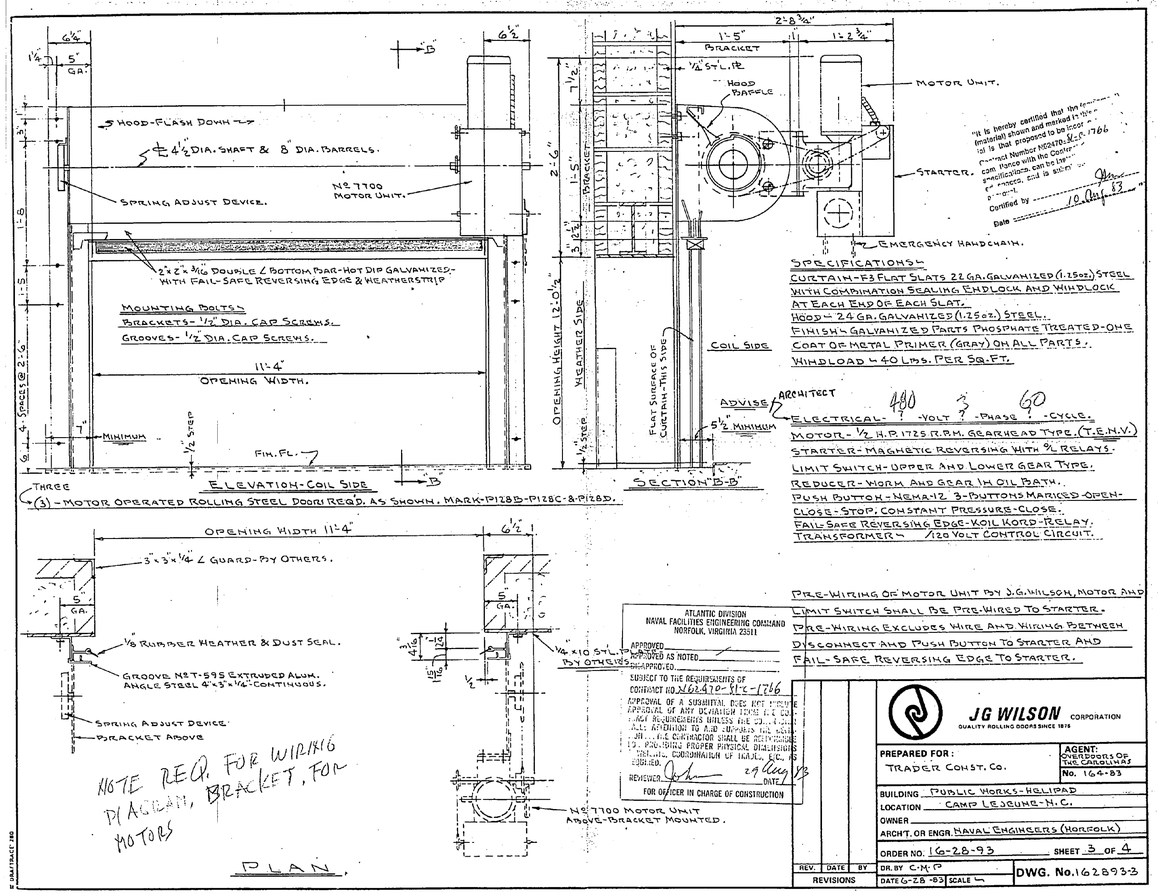
6½"
5" GA.
1¼"
HOOD-FLASH DOWN
4½" DIA. SHAFT & 8" DIA. BARRELS.
SPRING ADJUST DEVICE.
Nº 7700 MOTOR UNIT.
2"x2"x3/16" DOUBLE ∠ BOTTOM BAR-HOT DIP GALVANIZED-WITH FAIL-SAFE REVERSING EDGE & WEATHERSTRIP
MOUNTING BOLTS:
BRACKETS- ½" DIA. CAP SCREWS.
GROOVES- ½" DIA. CAP SCREWS.
11'-4"
OPENING WIDTH.
4 SPACES @ 2'-6"
1'-8"
1'-5"
MINIMUM
½" STEP
FIN. FL.
ELEVATION-COIL SIDE
THREE (3) - MOTOR OPERATED ROLLING STEEL DOORS REQ'D. AS SHOWN. MARK-P128B-P128C-&-P128D.
2'-8¾"
1'-5"
1'-3¾"
BRACKET
½"x5"L.PL.
HOOD BAFFLE
MOTOR UNIT.
STARTER.
EMERGENCY HANDCHAIN.
OPENING HEIGHT 12'-0½"
WEATHER SIDE
COIL SIDE
FLAT SURFACE OF CURTAIN-THIS SIDE
5½" MINIMUM
SECTION "B-B"
SPECIFICATIONS:
CURTAIN-F3 FLAT SLATS 22 GA. GALVANIZED (1.25 oz.) STEEL WITH COMBINATION SEALING ENDLOCK AND WINDLOCK AT EACH END OF EACH SLAT.
HOOD - 24 GA. GALVANIZED (1.25 oz.) STEEL.
FINISH: GALVANIZED PARTS PHOSPHATE TREATED-ONE COAT OF METAL PRIMER (GRAY) ON ALL PARTS.
WINDLOAD - 40 LBS. PER SQ. FT.
ADVISE ARCHITECT
ELECTRICAL- 480 -VOLT 3 -PHASE 60 -CYCLE.
MOTOR- ½ H.P. 1725 R.P.M. GEARHEAD TYPE. (T.E.N.V.)
STARTER- MAGNETIC REVERSING WITH 9 RELAYS.
LIMIT SWITCH- UPPER AND LOWER GEAR TYPE.
REDUCER- WORM AND GEAR IN OIL BATH.
PUSH BUTTON- NEMA-12 3-BUTTONS MARKED-OPEN-CLOSE-STOP. CONSTANT PRESSURE-CLOSE.
FAIL SAFE REVERSING EDGE-KOIL KORD-RELAY.
TRANSFORMER - /120 VOLT CONTROL CIRCUIT.
PRE-WIRING OF MOTOR UNIT BY J.G. WILSON, MOTOR AND LIMIT SWITCH SHALL BE PRE-WIRED TO STARTER.
PRE-WIRING EXCLUDES WIRE AND WIRING BETWEEN DISCONNECT AND PUSH BUTTON TO STARTER AND FAIL-SAFE REVERSING EDGE TO STARTER.
"It is hereby certified that the [illegible] installed shown and marked in the [illegible] is that proposed to be [illegible] Contract Number N62470-81-C-1766 complies with the Contract specifications, and is shown on [illegible] Certified by [illegible]
Date 10 May 83
OPENING WIDTH 11'-4"
6½"
3"x3"x¼" ∠ GUARD-BY OTHERS.
5" GA.
⅛" RUBBER WEATHER & DUST SEAL.
GROOVE Nº T-595 EXTRUDED ALUM. ANGLE STEEL 4"x3"x¼" CONTINUOUS.
SPRING ADJUST DEVICE.
BRACKET ABOVE
¼"x10 S.T.L. BY OTHERS.
Nº 7700 MOTOR UNIT ABOVE-BRACKET MOUNTED.
NOTE REQ. FOR WIRING DIAGRAM, BRACKET, FOR MOTORS
PLAN.
ATLANTIC DIVISION
NAVAL FACILITIES ENGINEERING COMMAND
NORFOLK, VIRGINIA 23511
APPROVED
APPROVED AS NOTED
DISAPPROVED
SUBJECT TO THE REQUIREMENTS OF CONTRACT NO. N62470-81-C-1766
APPROVAL OF A SUBMITTAL DOES NOT [illegible] APPROVAL OF ANY DEVIATION FROM THE CONTRACT REQUIREMENTS UNLESS THE DEVIATION IS [illegible] APPROVAL TO ANY DEVIATION THE CONTRACTOR SHALL BE RESPONSIBLE FOR PROVIDING PROPER PHYSICAL DIMENSIONS [illegible] COORDINATION OF TRADES, ETC., AS REQUIRED.
REVIEWED
29 May 83
DATE
FOR OFFICER IN CHARGE OF CONSTRUCTION
JG WILSON CORPORATION
QUALITY ROLLING DOORS SINCE 1876
PREPARED FOR: TRADER CONST. CO.
AGENT: CHESTERFIELDS OF THE CAROLINAS No. 164-83
BUILDING PUBLIC WORKS-HELIPAD
LOCATION CAMP LEJEUNE-N.C.
OWNER
ARCH'T. OR ENGR NAVAL ENGINEERS (NORFOLK)
ORDER NO. 16-28-93
SHEET 3 OF 4
REV. DATE BY REVISIONS
DR. BY C.M.P.
DATE 6-28-83 SCALE -
DWG. No. 162893-3

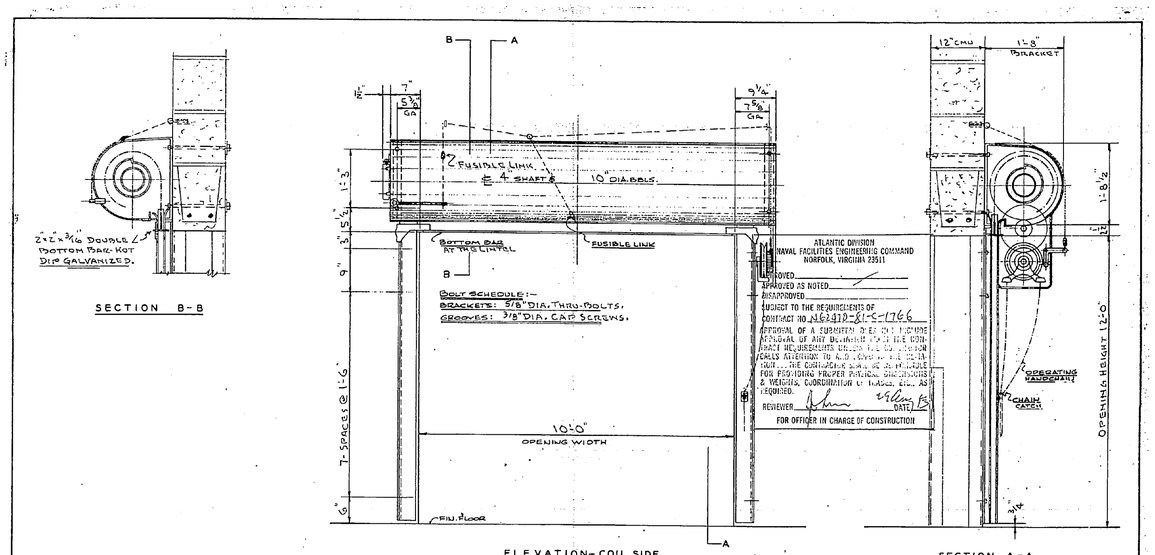


SECTION B-B

ELEVATION-COIL SIDE

SECTION A-A

ONE(1) R.H. CHAIN GEARED ROLLING STEEL FIRE DOOR REQ'D. AS SHOWN. MARK-P122D.

"It is hereby certified that the (equipment) (material) shown and marked in this submittal is that proposed to be incorporated in the Contract Number N62470-81-5-1766 in compliance with the Contract drawings and specifications, except as noted or listed and is submitted for approval.

Certified by _____

Date 19 Aug 83"

SPECIFICATIONS:

UNDERWRITERS CLASS 1½ HOUR (B) LABEL.

CURTAIN: Nº 2 SLAT 20 GA. (U.S.S.T.D) GALVANIZED STEEL WITH T459 FIRESTOPS AT EACH END OF EACH SLAT.

HOOD: 24 GA. (U.S.S.T.D) GALVANIZED STEEL

LOCKING DEVICE: CHAIN CATCH. (WITH PROVISION FOR PADLOCKING)

FINISH: ONE COAT OF METAL PRIMER (GRAY) ON ALL PARTS.
GALVANIZED PARTS PHOSPHATE TREATED.

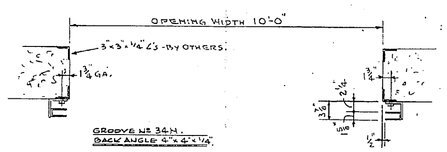


PLAN AT JAMB'S

| REV. | DATE | BY |
|---|---|---|
| REVISIONS | | |

The H. WILSON Corporation
ESTABLISHED 1874
MAIN OFFICE & FACTORY — NORFOLK, VA.

PREPARED FOR: TRADER CONST. CO.

AGENT: CYCLOPEDIA OF THE CAROLINAS No. 164-83

BUILDING: PUBLIC WORKS - HELIPAD
LOCATION: CAMP LEJEUNE - N.C.
OWNER: No.
ARCH'T. OR ENGR.: NAVAL ENGINEERS (NORFOLK)
ORDER NO. 16-28-93 SHEET 4 OF 4
DR. BY C.M.P.
DATE 6-28-83 SCALE ½
DWG. No. 162893-4