

Full

CONTRACTOR'S SUBMITTAL TRANSMITTAL

LANTDIV NORFOLK 4-4355/3 (Rev. 11-80)

CONTRACT NO. 81-C-1766	TRANSMITTAL NO. 29	DATE 28 JUL 83
---------------------------	-----------------------	-------------------

FROM CONTRACTOR Trader Construction Company	PROJECT TITLE AND LOCATION Public Works & Helipad MCB Camp Lejeune, N.C.
TO Lockwood Greene/Six Associates	

CONTRACTOR USE ONLY

REVIEWER USE ONLY

*List only one specification division per form.

List only one of the following categories on each transmittal form, and indicate which is being submitted

****ACTION CODES**

- A-Approved
- D-Disapproved
- AN-Approved as noted
- RA-Receipt acknowledged.
- C-Comments
- R-Resubmit

- Contractor Approved
 OICC Approval
 Deviation/Substitution For OICC Approval

ITEM NO.	PROJ. SPEC. SECT. & PARA. and/or PROJ. DWG. NO.	ITEM IDENTIFICATION (Type, size, model no., Mfg. name, dwg. or brochure number)	NO. OF COPIES	ACTION CODES **	REVIEWER'S INITIALS CODE AND DATE
139	08710	Finish Hardware		AN	A.B. 5 Aug 83
		Shop drawings and catalog Data	7		

CONTRACTOR'S COMMENTS

ROUTING ORDER INT

1	30	XL
2		
3		
4		
5		
6		
7		
8		
	RETURN TO	02

COPY OF TRANSMITTAL AND SUBMITTALS TO ROICC
ROICC, Camp Lejeune, N.C.


DATE RECEIVED BY REVIEWER: 8/2/83
FROM (Reviewer): Six Associates, Inc.
TO: Trader Construction Co.

- Submittals are returned with action indicated. Approval of an item does not include approval of any deviation from the contract requirements unless the contractor calls attention to and supports the deviation.
- Submittals are forwarded to LANTDIV with A-E recommendations indicated in REVIEWER USE ONLY Section and in comments below on ONE COPY of the transmittal form.

REVIEWER'S COMMENTS

Copy - Full
8-17-83

COPIES TO: ROICC (2) ✓ LANTDIV (1) A-E (1)	DATE 8/9/83	SIGNATURE A.B. [Signature]
---	----------------	-------------------------------



JOB : PUBLIC WORKS BUILDING
Helipad & Landscaping
Camp Lejeune, North Carolina

ARCHITECT : NAVAL FACILITIED ENG. COMMAND

CONTRACTOR : TRADER CONSTRUCTION
P.O. Drawer 1578
New Bern, North Carolina 28560

SUPPLIER : MARTIN ARCHITECTURAL BUILDING PRODUCTS, INC.
P.O. Box 33155 3911 Beryl Road
Raleigh, North Carolina 27606-0155

DATE : June 10, 1983

G GMK to exist. Corbin system

Provide 3 keys/lock keyed differently
Provide 2 keys/lock keyed alike in sets
Provide 2 masterkeys/set
Provide 2 grand masterkeys
Provide 6 construction masterkeys
Provide 2 control keys

Stamp keys with change no., AA n^o and "U.S. PROPERTY - DO NOT DUPLICATE"

ATLANTIC DIVISION
NAVAL FACILITIES ENGINEERING COMMAND
NORFOLK, VIRGINIA 23511

APPROVED _____
APPROVED AS NOTED _____
DISAPPROVED _____

SUBJECT TO THE REQUIREMENTS OF
CONTRACT NO. N62470-81-C-1766


APPROVAL OF A SUBMITTAL DOES NOT INCLUDE
APPROVAL OF ANY DEVIATION FROM THE CON-
TRACT REQUIREMENTS UNLESS THE CONTRACTOR
CALLS ATTENTION TO AND SUPPORTS THE DEVI-
ATION... THE CONTRACTOR SHALL BE RESPONSIBLE
FOR PROVIDING PROPER PHYSICAL DIMENSIONS
& WEIGHTS, COORDINATION OF TRADES, ETC., AS
REQUIRED.

REVIEWER John DATE 5 Aug 83

FOR OFFICER IN CHARGE OF CONSTRUCTION

"It is hereby certified that the (equipment)
(material) shown and marked in this submit-
tal is that proposed to be incorporated into
Contract Number N62470-81-C-1766 is in
compliance with the Contract drawings and
specifications, can be installed in the allocat-
ed spaces, and is submitted Government
approval.

Certified by John
Date 28 Jul 83

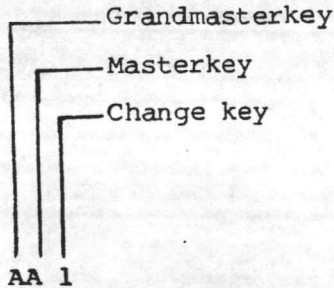


UNDERSTANDING OUR SCHEDULE

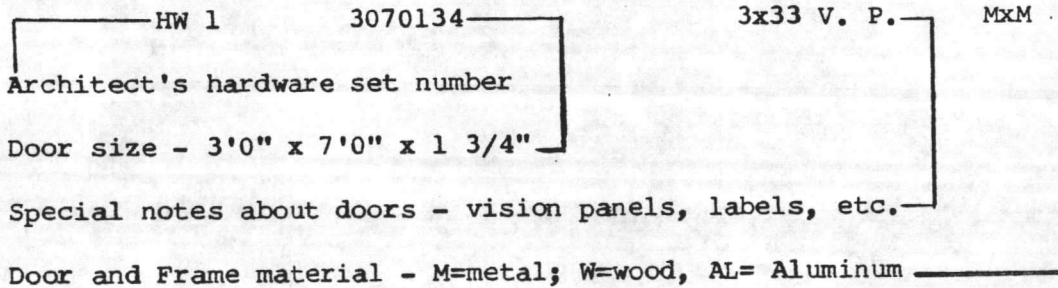
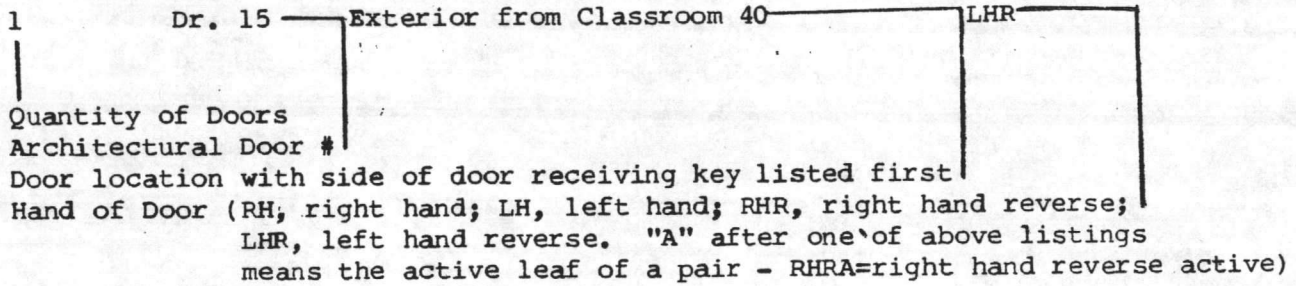
All Doors are listed separately as to type of material, sizes, type of frame material and hardware sets. Where more than one door has all of the above qualities, they are placed in the same hardware item in our schedule.

Generally exterior doors are listed first regardless of hardware sets and after all exterior doors are listed, the remaining doors are listed based on hardware set number in specifications.


Below is an example of how to interpret the information shown on our door listings.



- (A) Note if the number precedes the letters, it would be a masterkey system and there would be no grandmasterkey.
- (B) If number was preceded by 3 letters, closest letter to the number would be a submasterkey (AAA3).
- (C) If a letter "X" precedes the keyset number, this means that this particular cylinder is to be operated by keys to other locks as well as to its own key (XAA3).



"It is hereby certified that the (equipment) (material) shown and marked in this submittal is that proposed to be incorporated into Contract Number N62470-81-P-1766 is in compliance with the Contract drawings and specifications, can be installed in the allocated spaces, and is submitted Government approval.
 Certified by AM
 Date 29 Jul 83



SPECIAL NOTES:

We recommend that the person installing the hardware items shown on following schedule follow these general rules.

1. Become familiar with how to read the hardware schedule. If he does not understand a listing or listings of any of the items shown, please call the hardware supplier before proceeding.
2. Be sure to preview schedule for floor closers, thresholds, electronic hardware or any other special items which he will have to have special preparations or will need certain items of hardware prior to the normal delivery.
3. When the hardware is delivered to the jobsite, install the hardware on the doors that it is tagged to go on. Pay close attention to the numbers on the boxes as some have very similar numbers but are very different products.
4. Where a door is to receive an overhead stop and a door closer, always install the overhead stop first then install the door closer which will usually require a special bracket if it is to be mounted on the same side (push side) of the door.
5. Unless a degree of opening is shown on the hardware schedule, mount closers so that the door will open as far as possible.
6. Door closers should never be installed on the outside of the building. Before mounting a closer on the exterior of the building, please contact hardware supplier for a special bracket. Generally closers are mounted inside rooms and stairwells.
7. Contact your hardware supplier if you have any doubts about the installation of any items.

"It is hereby certified that the (equipment) (material) shown and marked in this submittal is that proposed to be incorporated into Contract Number N62470-81-C-1766 is in compliance with the Contract drawings and specifications, can be installed in the allocated spaces, and is submitted Government approval.

Certified by Jim
Date 28 Jul 83

NO - CHAIN & PADLOCK

- * Verify that roll-up doors (HW-1) will accept rim cylinder (Corbin 5281).
- * Provide registration number of existing grand masterkey and if applicable of masterkeys. Check recommended keying for approval. *REQUEST ROLL ACTION*

- * HW 10 Doors P106A, P107, P108, P110, P111
- HW 11 Doors P114B, P115 & P128
- HW 12 Doors P106 & P114A
- HW 16 Doors P122, P122E
- HW 14 Doors P124, P125


The above doors swing 90° into a wall except for the overhead stop. The preferred way to stop these doors is with a wall bumper as this stops the door at the center with no racking of the door as results with the overhead stop. If this is acceptable, advise us.

- * Door P118A was not listed in the specifications to receive hardware. If hardware is needed and set 12 acceptable please advise.

O.K. BY A/E

"It is hereby certified that the (equipment) (material) shown and marked in this submittal is that proposed to be incorporated into Contract Number M22470-81-C-1766 is in compliance with the Contract drawings and specifications, can be installed in the allocated spaces, and is submitted Government approval.

Certified by JamDate 28 Jul 83



KEYING

HW - 1

AA1	1	Roll up door	Pl14C	Exterior	- Small Equip.	Pl14
AA2	1	Roll up door	Pl21A	Exterior	- Plumbing	Pl21
AA3	1	Roll up door	Pl22A	Exterior	- Carpentry	Pl22
AA3	1	Roll up door	Pl22F	Exterior	- Carpentry	Pl22
AA4	1	Roll up door	Pl23A	Exterior	- El. & Refrig.	Pl23
AA5	1	Roll up door	Pl28B	Exterior	- Trans. & Maint.	Pl28
AA5	1	Roll up door	Pl28C	Exterior	- Trans. & Maint.	Pl28
AA5	1	Roll up door	Pl28D	Exterior	- Trans. & Maint.	Pl28

8 Security Switches (ANSI, BHMA) (N/A) Detex Ms 20495
 8 Cylinders El9221 Corbin 5281 626

HW - 2

AA1	1	Sgl. Dr.	Pl14	Exterior Fr.	Small Eq.	Pl14	LHR
AA5	1	Sgl. Dr.	Pl16	Exterior Fr.	Corp.	Pl18	RHR ULB
AA2	1	Sgl. Dr.	Pl21	Exterior Fr.	Plumbing	Pl21	LHR
AA3	1	Sgl. Dr.	Pl22B	Exterior Fr.	Carpentry	Pl22	LHR
AA3	1	Sgl. Dr.	Pl22C	Exterior Fr.	Carpentry	Pl22	LHR
AA4	1	Sgl. Dr.	Pl23	Exterior Fr.	El. & Refrig.	Pl23	LHR
AA5	1	Sgl. Dr.	Pl28A	Exterior Fr.	Trans. & Maint.	Pl28	RHR

30710 x 1 3/4 MD X MF (Pl16 ULB)

14

10 1/2	pr. Butts	A5111	McKinney	T4B3386	4 1/2 x 4 1/2	630
7	ea. Locksets	4000 F82 G1	Corbin	8865-1461	x 217L13	630
7	ea. Closers	C02021-PT4C	Reading	6600PA		689
7	ea. O.H. Stop	C02511	Rixson	9-333		626
7	ea. Threshold	J601 w/Stop	Durable	LT205HV-36"		AL
7	ea. Sec. Switch		Detex	MS 20495		
21	ea. Silencers	L03011	Glynn-Johnson	GJ64		

HW - 3

AA6 1 Sgl. Dr. Pl13A Exterior Fr. Vestibule Pl13 LHR
 3078 1/2 x 1 3/4 SSD X ALF

1	ea. Floor Closer	C06041XTOP PIVOT	Rixson	27-95-NHO		626
1	ea. Int. Pivot	C07321	Rixson	M-19		626
1	ea. O.H. Stop	C01511	Rixson	1-333		626
1	ea. Deadlock	E52151	Corbin	613X83-1 1/8"		626
1	ea. Threshold	C18071 - C18011	Pemko	13-176A		AL
1	ea. Sec. Switch		Detex	MS20495		
3	ea. Silencers	L03011	Glynn-Johnson	GJ64		

HW - 4


AA6	1	Pr. doors	Pl18	Exterior Fr.	Corridor	Pl18	RHR ACT.
AA3	1	Pr. doors	Pl20	Exterior Fr.	Corridor	Pl19	RHR ACT.
AA8	1	Pr. doors	Pl27	Exterior Fr.	Mech.	Pl27	RHR ACT.

2/30710 x 1 3/4 MS X MF

(continued on next page)

"It is hereby certified that the (equipment) (material) shown and marked in this submit- tal is that proposed to be incorporated into Contract Number NA2470-81-C-1766 in accordance with the Contract drawings and specifications, and is submitted in the allocated spaces, and is submitted Government approval.
 Certified by *[Signature]*
 Date *28 Jul 83*

124



HW - 4 (cont.)

12 pr. Hinges	A5111	McKinney	T4B3386 4½ x 4½	630
3 ea. Locksets	4000 F84-1	Corbin	8865-1455 x 217L13	630
6 ea. Flushbolts	L14081	Balwin	0600-3 @ 12", 3 @ 24"	626
6 ea. Closers	C02021 PT4C	Reading	6600 PA	689
6 ea. O.H. Holders	C05531	Rixson	33-331	626
6 ea. Sec. Switches		Detex	MS20495	
6 ea. Silencers	L03011	Glynn-Johnson	GJ64	
1 ea. Threshold	J601 w/Stop	Durable Prod.	C-205X2-HDS20-72"	AL
	(Dr. P118 only)			

HW - 5

AA9 1 Sgl. Dr. P101A Exterior Fr. Paint Shop P101 RHR
30710 x 1 3/4 MD X MF

2 pr. Hinges	A8112	McKinney	TB2714 4½ x 4½ NRP	600
1 ea. Exit Device	1-01	Von Duprin	88EO	626
1 ea. Closer	C02021 PT4C	Reading	6600PA	689
1 ea. O.H. Stop	C12511	Rixson	9-331	626
1 ea. Threshold	J601 w/Stop	Durable	LT205HV 36"	AL
3 ea. Silencers	L03011	Glynn-Johnson	GJ64	

HW - 10

AA10 1 Sgl. Dr. P106A Secretary P112 to Foreman P106 RH
AA11 1 Sgl. Dr. P107 Corridor P109 to P.W. Chief P107 RH
AA12 1 Sgl. Dr. P108 Corridor P109 to P.W. Assist. P108 LH
AA13 1 Sgl. Dr. P110 Corridor P109 to Storage P110 LH
AA14 1 Sgl. Dr. P111 Corridor P109 to E & M Control P111 RH
3070 x 1 3/4 WD X MF

10


7½ pr. Hinges	A8133	McKinney	T2714 4½ x 4½	652
5 ea. Locksets	4000 F84 G1	Corbin	8865-1455X217L13	626
5 ea. O.H. Stops	C05541	Rixson	33-331	626
15 ea. Silencers	L03011	Glynn-Johnson	GJ64	

HW - 11

AA1 1 Sgl. Dr. P114B Ante. P117 to Corr. P114B LH
AA15 1 Sgl. Dr. P115 Ante. P117 to Dispatch P115 LH
AA5 1 Sgl. Dr. P128 Corr. P118 to T & M Shop P128 RH
30710 x 1 3/4 MD X MF ULB

6 pr. Hinges	A8112	McKinney	TB2714 4½ x 4½	652
3 ea. Locksets	4000 F84 G1	Corbin	8865-1455X217L13	626
3 ea. Closers	C02011 PT4C	Reading	6600	689
3 ea. O.H. Stops	C05541	Rixson	33-331	626
9 ea. Silencers	L03011	Glynn-Johnson	GJ64	

(continued on next page)



HW - 12

AA16 1 Sgl. Dr. P105 Corr. P119 to Lunchroom P105 LH
 AA10 1 Sgl. Dr. P106 Corr. P118 to Shop Foreman P106 LH
 AA17 1 Sgl. Dr. P112 Vest. P115 to Secretary P112 RH
 AA5 1 Sgl. Dr. P113 Vest. P115 fr. Corr. P118 LHR
 1 Sgl. Dr. P114A Small Eq. P114 fr. Storage P114A RHR
 30710 x 1/3/4 MD X MF

10 pr. Hinges A8112 ^{A8133} McKinney TB2714 4½ x 4½ 652
 5 ea. Locksets 4000 F84 G1 Corbin 8865-1455X217L13 626
 5 ea. O.H. Stops C05541 Rixson 33-331 626
 15 ea. Silencers L03011 Glynn-Johnson GJ64

HW - 13
 NOT USED

HW - 14

1 Sgl. Dr. P124 Corr. P118 to MEN P124 LH
 1 Sgl. Dr. P125 Corr. P118 to WOMEN P125 RH
 30710 x 1 3/4 MD X MF ULB

4 pr. Hinges A8112 McKinney TB2714 4½ x 4½ 652
 2 ea. Closers C02011 PT4C Reading 6600 689
 2 ea. Push Plates J300 Baldwin 2125 8X16 630
 2 ea. Pull Plates J400 Baldwin 2540X2125-8X16 630
 2 ea. O.H. Stops C05541 Rixson 33-331 626
 6 ea. Silencers L03011 Glynn-Johnson GJ64

HW - 15


1 Pr. Drs. P101 Corr. P119 Fr. Paint Shop P101 RHR ACT.
 2/30710 x 1 3/4 MD X MF ULB

4 pr. Hinges A8112 McKinney TB2714 4½ x 4½ 652
 1 ea. Exit Device 3-08 Von Duprin 8834K RHR 626
 1 ea. Exit Device 2-01 Von Duprin 8817-7'-10 LHR 626
 1 ea. Coordinator H.B. Ives 948-3-72" 600
 1 ea. Carry Bar H.B. Ives 478B 626
 2 ea. Closers C02021 PT4C Reading 6600 689
 2 ea. Stops L22102 Baldwin 4033 626
 1 ea. Threshold J601XSTOP Durable LT205HV-72" AL
 2 ea. Silencers Glynn-Johnson GJ64

HW - 16

1 Sgl. Dr. P117 Ante. P117 to Corr. P118 LH
 1 Sgl. Dr. P122 Corr. P119 to Carpentry P122 LH
 1 Sgl. Dr. P122E Corr. P119 to Carpentry P122 RH
 30710 x 1 3/4 MD X MF

(continued on next page)



HW - 16 (cont.)

6 pr. Hinges	A8412	McKinney	TB2772-4 $\frac{1}{2}$	652
3 ea. Passage sets	4000F75 G1	Corbin	865-1410X217L13	626
3 ea. Closers	C02011 PT4C	Reading	6600	689
3 ea. O.H. Stops	C05541	Rixson	33-331	626
9 ea. Silencers	L03011	Glynn-Johnson	GJ64	

HW - 17

AA5 1 Pr. Drs. P119 Corr. P119 Fr. Corr. P118 RHR ACT.
 2/30710 x 1 3/4 MD X MF

4

3 pr. Hinges	A8111	McKinney	T4B3786 4 $\frac{1}{2}$ x 4 $\frac{1}{2}$	652
1 ea. Lockset	4000 F84 G1	Corbin	8865-1455X217L13	626
2 ea. Flushbolts	L1408	Baldwin	0600-12"	626
1 ea. Closer	C02011	Reading	6600	689
2 ea. O.H. Stops	C05541	Rixson	33-331	626
2 ea. Silencers	L03011	Glynn-Johnson	GJ64	

MISC.

1 Key Cabinet ANSI A156.5 Type II Key Control Systems M284

