

FILE FOLDER

DESCRIPTION ON TAB:

510 - HP 510

S.O. Completed

Outside/inside of actual folder did not contain hand written information

Outside/inside of actual folder did contain hand written information

***Scanned as next image**

TAB PLACEMENT HERE

DESCRIPTION:

J.O. CARD

Tab page did not contain hand written information

Tab page contained hand written information
*Scanned as next image

JOB ORDER NO	DATE COMPLETED <small>signed</small>	COST	DESCRIPTION
357-62	10/27/61		Rehabilitation (C 12-8-61)
023-02856	11/27/62		Renovation
CONTRACT	C 8/11/61		Exterior Painted
Contract	9/10/69		Head & shower renovation
Contract	7/3/69		Interior paint & mechanical renovation
Contract	12/10/69		Exterior repairs & paint.
4892	4-2-73	417	Repair boiler insulation
1078	10-12-72	815	Install 3 air conditioners
4702	5-25-71	329	Rpl defective main switch
31717	2-10-69	492	Rpl condensate pump unit
45062	9-23-69	2900	Rehab. rec room
4766	6-23-75	2549	Paint Inter
2684	11-26-76	388	install clothes dryer
4393	5-4-77	552	Pull/repair steam coil
Cont # 79-2661 79-2662	1980	13125	Replace heating system
4062	10-26-79	360	Replc. old uncoordinated light fixtures = plain. fixtures
3339	79	3927	Repair lights & replace Exhaust fans
2121	1-16-81	237	install Dryer vents
3342	12-19-80	445	Remove outside temp controls + conduit for (2) b/c/g
4032	Comp	1655	Secure inspect. panel covers in hallway
4567	6-20-83	1049	RPR/RPI ELEC
4573	6-20-83	2624	EXY/INT RPR
4012	6-20-82	1131	RPR A/C system
4144	7-26-82	605	RPR A/C
6030	5-2-86	1190	While in RPR, elect, Plumbing & new RPR
3557	.	9115	De-winterize center A/C

BLDG CLASS 2 PROPERTY RECORD
 (004) UIC..M67001 (001) PR NO.....2-04018
 MCB CAMP LEJEUNE NC (005) FACILITY NO..510
 (106) SPEC AREA...DA
 HADNOT POINT

LOCATION
 (101) COUNTRY..US UNITED STATES
 (102) STATE....37 NORTH CAROLINA
 (103) COUNTY...133 ONSLOW
 (104) CITY.....0735 CAMP LEJEUNE
 (105) AC.....05
 (107) MAP GRID.110

GENERAL INFORMATION
 (007) ACTION.....CAP-IMPROV
 (008) FAM HOUSING....NO
 (009) EE DATE.....19 OCT 81
 (011) PR REVIEW DATE.19 OCT 81
 (010) FACILITY NAME..
 BEQ E1-E4

ACQUISITION
 (201) ESTATE.....13 OTHER MIL FUND
 (202) ACQ CONTRACT...NOY4750
 (203) ACQ DATE.....01 OCT 43
 (204) GOVT COST..... \$185,153
 (207) LAND CCN.....91140

MEASUREMENTS
 (301) LENGTH.... 157 FT
 (302) WIDTH..... 145 FT
 (303) HEIGHT.... 24 FT
 (304)/AREA..... 26,602 SF
 (308) AREA UM...
 (305) STORIES... 02
 (307) IRREGULAR. YES

CONSTRUCTION
 (401) YEAR BUILT.....1943
 (402) CONSTRUCTION TYPE..PERMANENT
 (403) YEAR IMPROVED.....

(404) ABMP CODE.....
 (409) PROJECT NO.....
 (410) HISTORIC IND...

MAINTENANCE
 (701) MAINT UIC..M67001 (702) PRIME USE....72111 (703) MFC...4 USMC

STATUS / MAX OCCUPANCY
 (502) CATEGORY CODE...72111 (501) USE..UEPH E1/E4

(510) USER UIC.....M67001.....MCB CAMP LEJEUNE NC

AREA/SF	OTHER/PN*	ALT/	DEF CODES
ADEQ(515)	(516)	(517)	(524)
SBST(518).....24,978.00	(519).....164.00	(520)	(525)A30 B10 B26
INAD(521)	(522)	(523)	(526)
TOTAL	24,978.00	164.00	

BLDG

CLASS 2 PROPERTY RECORD
(C-O-N-T-I-N-U-A-T-I-O-N)

(004) UIC..M67001
MCB CAMP LEJEUNE NC

(001) PR NO.....2-04018
(005) FACILITY NO..510
(106) SPEC AREA....DA
HADNOT POINT

(502) CATEGORY CODE...61073

(501) USE..COMPANY BATTERY HQ (MARCOR)

(510) USER UIC.....M67001.....MCB CAMP LEJEUNE NC

	AREA/SF*	OTHER/	ALT/	DEF CODES
ADEQ(515)		(516)	(517)	(524)
SBST(518).....	1,624.00	(519)	(520)	(525)A30 B10 B26
INAD(521)		(522)	(523)	(526)
TOTAL	1,624.00			

BLDG

CLASS 2 PROPERTY RECORD

(004) UIC..M67001 (001) PR NO.....S-04018
 MCB CAMP LEJUNE NC (002) FACILITY NC..S10
 (100) SPEC AREA....DA HADNOT POINT

(502) CATEGORY CODE...61073 (501) USE..COMPANY BATTERY HC (MARCOR)

(510) USER UIC.....M67001...MCB CAMP LEJUNE NC

DEF CODES	ALTA	OTHERV	AREAS*F*
(524)	(517)	(516)	ADG(512)
(525)A30 B10 B56	(520)	(519)	2B2T(518).....1,654.00 (519)
(526)	(523)	(522)	INAD(521)
			TOTAL 1,654.00

TAB PLACEMENT HERE

DESCRIPTION:

Work Requests

Tab page did not contain hand written information

Tab page contained hand written information
*Scanned as next image

2D MARINE DIVISION WORK REQUEST

Requestor see Instructions on Reverse

D019

PART I - REQUEST (Filled out by Requestor)

1. FROM Commanding Officer 2nd Battalion 10th Marines Commanding Officer 10th Marines (Attn: S-4)	2. REQUEST NO. 4415162
3. TO Commanding General MCB (Attn: Base Maintenance Officer)	4. DATE OF REQUEST 30 May 03
5. REQUEST FOR <input type="checkbox"/> COST ESTIMATE <input checked="" type="checkbox"/> PERFORMANCE OF WORK	5a. REQUEST WORK START ASAP
6. FOR FURTHER INFORMATION CALL Sgt Dickey 4508926	7. SKETCH/PLAN ATTACHED YES <input type="checkbox"/> NO <input type="checkbox"/>

8. DESCRIPTION OF WORK AND JUSTIFICATION (Including location, type, size, quantity, etc.)

LOCATION: HPS10, rm 114

DESCRIPTION: Key Broken. Request copy (1) of key be made.

JUSTIFICATION: Security

1ST ENDORSEMENT
 DIVISION ENGINEERS
 DATE IN MAY 30 2003
 SIGNATURE

9. FUNDS CHARGEABLE	10. SIGNATURE (Requesting Official) Nelson H. Campbell LtCol/USMC
---------------------	--

PART II - COST ESTIMATE


(Filled out by Maintenance Control Division if estimate requested)

11. TO:	12. ESTIMATE NO. 03-89189
13. COST ESTIMATE	14. SKETCH/PLAN ATTACHED
a. Labor \$	YES NO
b. Material \$	APPROVED. PROGRAMMING TO START IN
c. Overhead and/ or Surcharges \$	APPROVED. BASED ON PRESENT WORKLOAD, THIS JOB CAN BE
d. Equipment Rental/Usage \$	PROGRAMMED TO START IN ,IF
e. Contingency \$	AUTHORIZED BY 25TH OF AND FUNDS
f. TOTAL \$	DISAPPROVE (See Reverse Side)
16. SIGNATURE	17. DATE

PART III - ACTION (Filled out by Requestor)

18. TO:	19. AUTHORIZATION TO PROCEED IS ATTACHED (Check one if other than PW funds are involved) NAVCOMPT 140 OTHER	20. WORK REQUESTED HAS BEEN CANCELED HAS BEEN DEFERRED WILL BE PERFORMED BY OTHERS
21. SIGNATURE	22. DATE	

(See Part iv on Reverse Side)



2D MARINE DIVISION WORK REQUEST

Requestor see Instructions on Reverse

D019

PART I - REQUEST (Filled out by Requestor)

1. FROM Commanding Officer 2nd Battalion 10th Marines Commanding Officer 10th Marines (Attn: S-4)	2. REQUEST NO. D030
3. TO Commanding General MCB (Attn: Base Maintenance Officer)	4. DATE OF REQUEST 1 APR 03
5. REQUEST FOR <input type="checkbox"/> COST ESTIMATE <input checked="" type="checkbox"/> PERFORMANCE OF WORK	5a. REQUEST WORK START ASAP
6. FOR FURTHER INFORMATION CALL	7. SKETCH/PLAN ATTACHED YES <input type="checkbox"/> NO <input type="checkbox"/>

8. DESCRIPTION OF WORK AND JUSTIFICATION (Including location, type, size, quantity, etc.)

LOCATION: HP 510 556T BRADLEY 450 BLL9

DESCRIPTION: (AA 100, AA102, AA104, AA106, AA108, AA110, AA112, AA114, AA116, AA118, AA120, AA122, AA124, AA126, AA128, AA130, AA132, AA134, AA136, AA138, AA101, AA103, AA105, AA107, AA109MMI, AA113, AA115, AA117, AA119, AA121, AA123, AA125, AA127, AA129, AA131, AA133, AA135, AA137, AA139) 3 COPIES OF EACH NEEDED

JUSTIFICATION: THUR OUT TIME NUMEROUS KEYS HAVE BEEN LOST. CORRECTIVE ACTIONS, SUCH AS COUNSELING MARINES, HAVE BEEN MADE. WE HAVE TO RESTOCK OUR KEY SUPPLY.

9. FUNDS CHARGEABLE	10. SIGNATURE (Requesting Official) 556T BRADLEY
---------------------	---

PART II - COST ESTIMATE

(Filled out by Maintenance Control Division if estimate requested)

11. TO:	12. ESTIMATE NO. 03-79640
13. COST ESTIMATE	14. SKETCH/PLAN ATTACHED
a. Labor \$	YES NO
b. Material \$	APPROVED. PROGRAMMING TO START IN
c. Overhead and/or Surcharges \$	APPROVED. BASED ON PRESENT WORKLOAD, THIS JOB CAN BE PROGRAMMED TO START IN
d. Equipment Rental/Usage \$	AUTHORIZED BY 25TH OF IF AND FUNDS
e. Contingency \$	DISAPPROVED (See Reverse Side)
f. TOS	16. SIGNATURE
	17. DATE

PART III - ACTION (Filled out by Requestor)

18. TO:	19. AUTHORIZATION TO PROCEED IS ATTACHED (Check one if other than PW funds are involved) NAVCOMPT 140 OTHER	20. WORK REQUESTED HAS BEEN CANCELED HAS BEEN DEFERRED WILL BE PERFORMED BY OTHERS
21. SIGNATURE	22. DATE	

(See Part IV on Reverse Side)

1ST ENDORSEMENT
 DIVISION ENGINEERS
 DATE IN MAY 6 2003
 SIGNATURE [Signature]



21471

2D MARINE DIVISION WORK REQUEST

Requestor see Instructions on Reverse

PART I --REQUEST (Filled out by Requestor)		D019
1. FROM	COMMANDING OFFICER, 2ND BATTALION, 10TH MARINES	2. REQUEST NO. 4415142
VIA	COMMANDING OFFICER, 10TH MARINES	4. DATE OF REQUEST 30-Apr-03
3. TO	COMMANDING GENERAL, MCB (BASE MAINTENANCE OFFICER) Commanding General 2d Marine Division	5a. REQUEST WORK START ASAP
5. REQUEST FOR	<input type="checkbox"/> COST ESTIMATE <input type="checkbox"/> PERFORMANCE OF WORK	7. SKETCH/PLAN ATTACHED YES NO
6. FOR FURTHER INFORMATION CALL	SGT. LEWCZAK 450 8172	

8. DESCRIPTION OF WORK AND JUSTIFICATION (Including location, type, size, quantity, etc.)
 LOCATION : 1 AB MASTER KEY

DESCRIPTION :

HP 510

JUSTIFICATION : OTHER ONE BROKE

49

1ST ENDORSEMENT
DIVISION ENGINEERS
 DATE IN APR 30, 2003
 SIGNATURE [Signature]

*Lept
name*

NOTE:

9. FUNDS CHARGEABLE	10. SIGNATURE (Requesting Official)
---------------------	-------------------------------------

PART II--COST ESTIMATE


(Filled out by Maintenance Control Division if estimate requested)

11. TO:		12. ESTIMATE NO.
13. COST ESTIMATE		14. SKETCH/PLAN ATTACHED
a. Labor	\$	YES NO
b. Material	\$	15. <i>03-79140</i>
c. Overhead and/ or Surcha	\$	
d. Equipment Rental/Usage	\$	
e. Contingency	\$	
f.	\$	
		16. SIGNATURE (See Reverse Side)
		17. DATE

PART III--ACTION (Filled out by Requestor)

18. TO:	
19. AUTHORIZATION TO PROCEED IS ATTACHED (Check one if other than PW funds are involved)	20. WORK REQUESTED
21. SIGNATURE	22. DATE

(See Part iv on Reverse Side)



2D MARINE DIVISION WORK REQUEST

Requestor see Instructions on Reverse

PART I --REQUEST (Filled out by Requestor)		D019
1. FROM	COMMANDING OFFICER, 2ND BATTALION, 10TH MARINES	2. REQUEST NO.
VIA	COMMANDING OFFICER, 10TH MARINES	4415141
3. TO	COMMANDING GENERAL, MCB (BASE MAINTENANCE OFFICER)	4. DATE OF REQUEST
Commanding General 2d Marine Division		30-Apr-03
5. REQUEST FOR		5a. REQUEST WORK START
<input type="checkbox"/>	COST ESTIMATE	<input type="checkbox"/>
	PERFORMANCE OF WORK	ASAP
6. FOR FURTHER INFORMATION CALL		7. SKETCH/PLAN ATTACHED
450-8172 SGT. LEWCZAK		YES NO
8. DESCRIPTION OF WORK AND JUSTIFICATION (Including location, type, size, quantity, etc.)		
LOCATION : HP 510 RM. 200		

DESCRIPTION : FRONT HATCH LOCK, WILL NOT OPEN

JUSTIFICATION : SECURITY, SAFTY.

NOTE:

45
/ 01

1ST ENDORSEMENT
DIVISION ENGINEERS
 DATE IN APR 30 2003
 SIGNATURE [Signature]
 Legl name

9. FUNDS CHARGEABLE	10. SIGNATURE (Requesting Official)
---------------------	-------------------------------------

PART II--COST ESTIMATE


(Filled out by Maintenance Control Division if estimate requested)

11. TO:	12. ESTIMATE NO.
13. COST ESTIMATE	
a. Labor \$	14. SKETCH/PLAN ATTACHED
b. Material \$	YES NO
c. Overhead and/ or Surcha \$	15. <u>03-79076</u>
d. Equipment Rental/Usage \$	
e. Contingency \$	(See Reverse Side)
f. \$	16. SIGNATURE
	17. DATE

PART III--ACTION (Filled out by Requestor)

18. TO:	
19. AUTHORIZATION TO PROCEED IS ATTACHED (Check one if other than PW funds are involved)	20. WORK REQUESTED
21. SIGNATURE	22. DATE

(See Part iv on Reverse Side)



2D MARINE DIVISION WORK REQUEST

Requestor see Instructions on Reverse

D019

PART I - REQUEST (Filled out by Requestor)

1. FROM Commanding Officer 2nd Battalion 10th Marines Commanding Officer 10th Marines (Attn: S-4)	2. REQUEST NO. D019
3. TO Commanding General MCB (Attn: Base Maintenance Officer)	4. DATE OF REQUEST
5. REQUEST FOR <input type="checkbox"/> COST ESTIMATE <input checked="" type="checkbox"/> PERFORMANCE OF WORK	5a. REQUEST WORK START ASAP
6. FOR FURTHER INFORMATION CALL	7. SKETCH/PLAN ATTACHED YES <input type="checkbox"/> NO <input checked="" type="checkbox"/>

8. DESCRIPTION OF WORK AND JUSTIFICATION (Including location, type, size, quantity, etc.)
 LOCATION: 566T BRADLEY 526^{KSN} 430-8127

DESCRIPTION:
 AA5, AA3, AA34
 HP 510

JUSTIFICATION:
 ALL KEYS HAVE BEEN LOST

03-77219

9. FUNDS CHARGEABLE	10. SIGNATURE (Requesting Official)
---------------------	-------------------------------------

PART II - COST ESTIMATE


(Filled out by Maintenance Control Division if estimate requested)


11. TO:	12. ESTIMATE NO.																												
<table border="1" style="width: 100%; border-collapse: collapse;"> <tr> <th colspan="2" style="text-align: left;">13. COST ESTIMATE</th> <th colspan="2" style="text-align: left;">14. SKETCH/PLAN ATTACHED</th> </tr> <tr> <td style="width: 15%;">a. Labor</td> <td style="width: 15%;">\$</td> <td style="width: 15%;">YES</td> <td style="width: 15%;">NO</td> </tr> <tr> <td>b. Material</td> <td>\$</td> <td>APPROVED.</td> <td>PROGRAMMING TO START IN</td> </tr> <tr> <td>c. Overhead and/ or Surcharges</td> <td>\$</td> <td>APPROVED.</td> <td>BASED ON PRESENT WORKLOAD, THIS JOB CAN BE</td> </tr> <tr> <td>d. Equipment Rental/Usage</td> <td>\$</td> <td></td> <td>PROGRAMMED TO START IN _____, IF</td> </tr> <tr> <td>e. Contingency</td> <td>\$</td> <td></td> <td>AUTHORIZED BY 25TH OF _____ AND FUNDS</td> </tr> <tr> <td>f. TOTAL</td> <td>\$</td> <td colspan="2" style="text-align: center;">DISAPPROVE (See Reverse Side)</td> </tr> </table>	13. COST ESTIMATE		14. SKETCH/PLAN ATTACHED		a. Labor	\$	YES	NO	b. Material	\$	APPROVED.	PROGRAMMING TO START IN	c. Overhead and/ or Surcharges	\$	APPROVED.	BASED ON PRESENT WORKLOAD, THIS JOB CAN BE	d. Equipment Rental/Usage	\$		PROGRAMMED TO START IN _____, IF	e. Contingency	\$		AUTHORIZED BY 25TH OF _____ AND FUNDS	f. TOTAL	\$	DISAPPROVE (See Reverse Side)		15. APPROVED. PROGRAMMING TO START IN _____ BASED ON PRESENT WORKLOAD, THIS JOB CAN BE PROGRAMMED TO START IN _____, IF AUTHORIZED BY 25TH OF _____ AND FUNDS 16. SIGNATURE 17. DATE
13. COST ESTIMATE		14. SKETCH/PLAN ATTACHED																											
a. Labor	\$	YES	NO																										
b. Material	\$	APPROVED.	PROGRAMMING TO START IN																										
c. Overhead and/ or Surcharges	\$	APPROVED.	BASED ON PRESENT WORKLOAD, THIS JOB CAN BE																										
d. Equipment Rental/Usage	\$		PROGRAMMED TO START IN _____, IF																										
e. Contingency	\$		AUTHORIZED BY 25TH OF _____ AND FUNDS																										
f. TOTAL	\$	DISAPPROVE (See Reverse Side)																											

PART III - ACTION (Filled out by Requestor)

18. TO:	19. AUTHORIZATION TO PROCEED IS ATTACHED (Check one if other than PW funds are involved)
	<input type="checkbox"/> NAVCOMPT 140 <input type="checkbox"/> OTHER
21. SIGNATURE	20. WORK REQUESTED HAS BEEN CANCELED HAS BEEN DEFERRED WILL BE PERFORMED BY OTHERS 22. DATE

(See Part iv on Reverse Side)





2D MARINE DIVISION WORK REQUEST

Requestor see Instructions on Reverse

D019

PART I - REQUEST (Filled out by Requestor)

1. FROM Commanding Officer 2nd Battalion 10th Marines Commanding Officer 10th Marines (Attn: S-4)	2. REQUEST NO. 441510
3. TO Commanding General MCB (Attn: Base Maintenance Officer)	4. DATE OF REQUEST 10-Dec-02
5. REQUEST FOR <input type="checkbox"/> COST ESTIMATE <input checked="" type="checkbox"/> PERFORMANCE OF WORK	5a. REQUEST WORK START ASAP
6. FOR FURTHER INFORMATION CALL Sergeant Schmuck at ext 450-8172(8171)	7. SKETCH/PLAN ATTACHED YES <input type="checkbox"/> NO <input checked="" type="checkbox"/>
8. DESCRIPTION OF WORK AND JUSTIFICATION (Including location, type, size, quantity, etc.) LOCATION : building HP510	

DESCRIPTION: ANTS ROCHES AND SPIDERS IN ROOMS NEEDS EXTERMANATOR

JUSTIFICATION: MARINES BEING BITTEN BY SPIDERS AND ANTS.



Reviewed
 021210
 1415
 [DEC 10 2002]

03-27602

9. FUNDS CHARGEABLE	10. SIGNATURE (Requesting Official) SGT SCHMUCK <i>[Signature]</i>
---------------------	---

PART II - COST ESTIMATE

(Filled out by Maintenance Control Division if estimate requested)

11. TO:	12. ESTIMATE NO.
13. COST ESTIMATE	14. SKETCH/PLAN ATTACHED
a. Labor \$	YES NO
b. Material \$	APPROVED. PROGRAMMING TO START IN
c. Overhead and/ or Surchar \$	APPROVED. BASED ON PRESENT WORKLOAD, THIS JOB CAN BE
d. Equipment Rental/Usage \$	PROGRAMMED TO START IN AUTHORIZED BY 25TH OF ,IF AND FUNDS
e. Contingency \$	DISAPPROV (See Reverse Side)
f. \$	16. SIGNATURE
	17. DATE

PART III - ACTION (Filled out by Requestor)

18. TO:	20. WORK REQUESTED HAS BEEN CANCELED HAS BEEN DEFERRED WILL BE PERFORMED BY OTHERS
19. AUTHORIZATION TO PROCEED IS ATTACHED (Check one if other than PW funds are involved) NAVCOMPT 140 OTHER	22. DATE
21. SIGNATURE	

(See Part iv on Reverse Side)

016180

Kenney

11/13

03-5105

2D MARINE DIVISION WORK REQUEST

Requestor see Instructions on Reverse

03-31207

PART I --REQUEST (Filled out by Requestor)		DO19
1. FROM COMMANDING OFFICER, 2ND BATTALION 10TH MARINES VIA COMMANDING OFFICER 10TH MARINES (ATTN: S-4)		2. REQUEST NO. 4415114
3. TO COMMANDING GENERAL MCB (ATTN:BASE MAINTENANCE OFFICER) Commanding General 2d Marine Division		4. DATE OF REQUEST 19-Dec-02
5. REQUEST FOR <input type="checkbox"/> COST ESTIMATE <input checked="" type="checkbox"/> PERFORMANCE OF WORK		5a. REQUEST WORK START ASAP
6. FOR FURTHER INFORMATION CALL SGT LEWCZAK 450-8172		7. SKETCH/PLAN ATTACHED YES NO <input checked="" type="checkbox"/>
8. DESCRIPTION OF WORK AND JUSTIFICATION (Including location, type, size, quantity, etc.) LOCATION : BLDG HP510		

DESCRIPTION : NEED KEYS MADE 1KEY(AC1) 1KEY(AA21) 1 KEY(AB19) 1KEY(AB28)
 1KEY(AB35) 1KEY(AB40)

45

JUSTIFICATION : NEED FOR MINUM ON HAND

NOTE:

45
 DEC 2002
 Capt
 W. S. MC

9. FUNDS CHARGEABLE	10. SIGNATURE (Requesting Official) <i>Capt. Ramirez</i>
---------------------	---

PART II--COST ESTIMATE

(Filled out by Maintenance Control Division if estimate requested)

11. TO:		12. ESTIMATE NO.
13. COST ESTIMATE		14. SKETCH/PLAN ATTACHED
a. Labor	\$	YES NO
b. Material	\$	15.
c. Overhead and/ or Surchar	\$	
d. Equipment Rental/Usage	\$	
e. Contingency	\$	
f.	\$	
		16. SIGNATURE (See Reverse Side)
		17. DATE

PART III--ACTION (Filled out by Requestor)

18. TO:	
19. AUTHORIZATION TO PROCEED IS ATTACHED (Check one if other than PW funds are involved)	20. WORK REQUESTED
21. SIGNATURE	22. DATE

(See Part iv on Reverse Side)

1351-83

20

2D MARINE DIVISION WORK REQUEST

Requestor see Instructions on Reverse

D019

PART I --REQUEST (Filled out by Requestor)

1. FROM Commanding Officer 2nd Battalion 10th Marines Commanding Officer 10th Marines (Attn: S-4)	2. REQUEST NO. 441591
3. TO Commanding General MCB (Attn:Base Maintenance Officer)	4. DATE OF REQUEST 25-Nov-02
5. REQUEST FOR <input type="checkbox"/> COST ESTIMATE <input checked="" type="checkbox"/> PERFORMANCE OF WORK	5a. REQUEST WORK START ASAP
6. FOR FURTHER INFORMATION CALL Sergeant Schmuck at ext 450-8172(8171)	7. SKETCH/PLAN ATTACHED YES <input type="checkbox"/> NO <input checked="" type="checkbox"/>

8. DESCRIPTION OF WORK AND JUSTIFICATION (Including location, type, size, quantity, etc.)

LOCATION : building HP510

DESCRIPTION: NEED KEYS MADE 2KEYS (AB36) 2 KEYS (AA11) 2KEYS (AA12)

JUSTIFICATION: NEED FOR MINUM ON HAND.

45
 02/210
 1415
 10th Marine Division
 Service Facilities
 Date in NOV 25 2002
 Date of

9. FUNDS CHARGEABLE	10. SIGNATURE (Requesting Official) SGT SCHMUCK
---------------------	--

PART II--COST ESTIMATE

(Filled out by Maintenance Control Division if estimate requested)

11. TO:	12. ESTIMATE NO. 0327621
13. COST ESTIMATE	14. SKETCH/PLAN ATTACHED
a. Labor \$	YES NO
b. Material \$	APPROVED. PROGRAMMING TO START IN
c. Overhead and/ or Surchar \$	APPROVED. BASED ON PRESENT WORKLOAD, THIS JOB CAN BE
d. Equipment Rental/Usage \$	PROGRAMMED TO START IN ,IF AUTHORIZED BY 25TH OF AND FUNDS
e. Contingency \$	DISAPPROV (See Reverse Side)
f. T \$	16. SIGNATURE 17. DATE

PART III--ACTION (Filled out by Requestor)


18. TO:	20. WORK REQUESTED HAS BEEN CANCELED HAS BEEN DEFERRED WILL BE PERFORMED BY OTHERS
19. AUTHORIZATION TO PROCEED IS ATTACHED (Check one if other than PW funds are involved) NAVCOMPT 140 OTHER	22. DATE
21. SIGNATURE	

(See Part IV on Reverse Side)

00100

374

21



2D MARINE DIVISION WORK REQUEST

Requestor see Instructions on Reverse

D019

PART I--REQUEST (Filled out by Requestor)

1. FROM Commanding Officer 2nd Battalion 10th Marines Commanding Officer 10th Marines (Attn: S-4)	2. REQUEST NO. 441580
3. TO Commanding General MCB (Attn:Base Maintenance Officer)	4. DATE OF REQUEST 8-Oct-02
5. REQUEST FOR <input type="checkbox"/> COST ESTIMATE <input checked="" type="checkbox"/> PERFORMANCE OF WORK	5a. REQUEST WORK START ASAP
6. FOR FURTHER INFORMATION CALL SGT SCHMUCK 450-8172	7. SKETCH/PLAN ATTACHED YES <input type="checkbox"/> NO <input checked="" type="checkbox"/>
8. DESCRIPTION OF WORK AND JUSTIFICATION (Including location, type, size, quantity, etc.) LOCATION; BILDG HP 510	

DESCRIPTION; ICE MACHINE IS NOT HOOKED UP RIGHT THE WATER IS GOING IN THE WRONG SPOT IN THE BACK PLEASE FIX. ALSO TURN ON

JUSTIFICATION: BATTALION CO & SGTMAJ WANTS TOO PUT ONE IN.

NOTE: NO ICE IS BEING MADE

03-4678 PTE

2002 OCT 8 PM 12 06
 PUBLIC WORKS DIV
 WORK RECEPTION

9. FUNDS CHARGEABLE	10. SIGNATURE (Requesting Official) SGT SCHMUCK <i>[Signature]</i>
---------------------	---

PART II--COST ESTIMATE

(Filled out by Maintenance Control Division if estimate requested)

11. TO:		12. ESTIMATE NO.
13. COST ESTIMATE		14. SKETCH/PLAN ATTACHED
a. Labor	\$	YES NO
b. Material	\$	APPROVED. PROGRAMMING TO START IN
c. Overhead and/ or Surcha	\$	APPROVED. BASED ON PRESENT WORKLOAD, THIS JOB CAN BE
d. Equipment Rental/Usage	\$	PROGRAMMED TO START IN AUTHORIZED BY 25TH OF ,IF AND FUNDS
e. Contingency	\$	DISAPPROV (See Reverse Side)
f. T	\$	16. SIGNATURE 17. DATE

PART III--ACTION (Filled out by Requestor)

18. TO:		20. WORK REQUESTED	
19. AUTHORIZATION TO PROCEED IS ATTACHED (Check one if other than PW funds are involved) NAVCOMPT 140 OTHER		HAS BEEN CANCELED	HAS BEEN DEFERRED
21. SIGNATURE		WILL BE PERFORMED BY OTHERS	
		22. DATE	

(See Part iv on Reverse Side)

WORK RECEPTION
PUBLIC WORKS DIV
5005 OCT 8 PM 15 02

HP510

2D MARINE DIVISION WORK REQUEST

Requestor see Instructions on Reverse

D019

PART I --REQUEST (Filled out by Requestor)

1. FROM Commanding Officer 2nd Battalion 10th Marines Commanding Officer 10th Marines (Attn: S-4)	2. REQUEST NO. 441562
3. TO Commanding General MCB (Attn: Base Maintenance Officer)	4. DATE OF REQUEST 20-Sep-02
5. REQUEST FOR <input type="checkbox"/> COST ESTIMATE <input checked="" type="checkbox"/> PERFORMANCE OF WORK	5a. REQUEST WORK START ASAP
6. FOR FURTHER INFORMATION CALL SGT SCHMUCK 450-8172	7. SKETCH/PLAN ATTACHED YES <input type="checkbox"/> NO <input checked="" type="checkbox"/>

8. DESCRIPTION OF WORK AND JUSTIFICATION (Including location, type, size, quantity, etc.)

LOCATION: BILDG HP 510

in Breezway next to Duty NCO

DESCRIPTION: HOOK UP AN ICE MACHINE IN THE BARRACKS.

*need Elect. ticket and
also plumbing ticket*

*in Barracks
Service Facilities
SEP 24 2002*

*020924
1547*

JUSTIFICATION: BATTALION CO & SGTMAJ WANTS TOO PUT ONE IN.

*T. Jones
Capt USMC*

NOTE: THE ICE MACHINE IS THEIR AND THE DUTY NCO WILL HAVE A KEY TO LOCK AND UNLOCK THE ICE MACHINE

ELECTRICAL: 02-181582 PLUMBING: 02-181579

9. FUNDS CHARGEABLE	10. SIGNATURE (Requesting Official) SGT SCHMUCK <i>[Signature]</i>
---------------------	---

PART II--COST ESTIMATE

(Filled out by Maintenance Control Division if estimate requested)

11. TO:	12. ESTIMATE NO.
13. COST ESTIMATE	14. SKETCH/PLAN ATTACHED
a. Labor \$	YES NO
b. Material \$	15. APPROVED. PROGRAMMING TO START IN
c. Overhead and/ or Surchar \$	APPROVED. BASED ON PRESENT WORKLOAD, THIS JOB CAN BE
d. Equipment Rental/Usage \$	PROGRAMMED TO START IN ,IF
e. Contingency \$	AUTHORIZED BY 25TH OF AND FUNDS
f. T \$	DISAPPROV (See Reverse Side)
	16. SIGNATURE
	17. DATE

PART III--ACTION (Filled out by Requestor)

18. TO:	20. WORK REQUESTED
19. AUTHORIZATION TO PROCEED IS ATTACHED (Check one if other than PW funds are involved)	HAS BEEN HAS BEEN WILL BE PERFORMED
NAVCOMPT 140 OTHER	CANCELED DEFERRED BY OTHERS
21. SIGNATURE	22. DATE

(See Part iv on Reverse Side)

11/21/10



MEMORANDUM FOR THE RECORD
SUBJECT: [Illegible]

DATE: [Illegible]
BY: [Illegible]

[Illegible body text]

2D MARINE DIVISION WORK REQUEST

Requestor see Instructions on Reverse

D019

PART I --REQUEST (Filled out by Requestor)

1. FROM Commanding Officer 2nd Battalion 10th Marines Commanding Officer 10th Marines (Attn: S-4)	2. REQUEST NO. 441564
3. TO Commanding General MCB (Attn:Base Maintenance Officer)	4. DATE OF REQUEST 23-Sep-02
5. REQUEST FOR <input type="checkbox"/> COST ESTIMATE <input checked="" type="checkbox"/> PERFORMANCE OF WORK	5a. REQUEST WORK START ASAP
6. FOR FURTHER INFORMATION CALL SGT SCHMUCK 450-8172	7. SKETCH/PLAN ATTACHED YES <input type="checkbox"/> NO <input checked="" type="checkbox"/>
8. DESCRIPTION OF WORK AND JUSTIFICATION (Including location, type, size, quantity, etc.) LOCATION; HP 510	

DESCRIPTION; KEYS FOR ROOMS 309 1 KEYS (AC9) 310 1 KEY (AC10) 316 1 KEYS (AC16) 319 1 KEYS (AC19) 323 1 KEYS (AC23)
 329 1 KEY (AC29) 339 1 KEY (AC39)

020924
1547

45

SEP 24 2002

JUSTIFICATION: NEED FOR MINUM ON HAND REQUIREMENTS

NOTE:

02-181870

with 10/20/02
Division Facilities

Date is _____
Date of _____

[Signature] Lydume

9. FUNDS CHARGEABLE	10. SIGNATURE SGT SCHMUCK <i>[Signature]</i> (Requesting Official)
---------------------	---

PART II--COST ESTIMATE

(Filled out by Maintenance Control Division if estimate requested)

11. TO:	12. ESTIMATE NO.
13. COST ESTIMATE	14. SKETCH/PLAN ATTACHED
a. Labor \$	YES NO
b. Material \$	15. APPROVED. PROGRAMMING TO START IN
c. Overhead and/ or Surchar \$	APPROVED. BASED ON PRESENT WORKLOAD, THIS JOB CAN BE
d. Equipment Rental/Usage \$	PROGRAMMED TO START IN _____, IF
e. Contingency \$	AUTHORIZED BY 25TH OF _____ AND FUNDS
f. \$	DISAPPROV (See Reverse Side)
16. SIGNATURE	17. DATE

PART III--ACTION (Filled out by Requestor)

18. TO:	20. WORK REQUESTED
19. AUTHORIZATION TO PROCEED IS ATTACHED (Check one if other than PW funds are involved) NAVCOMPT 140 OTHER	HAS BEEN CANCELED HAS BEEN DEFERRED WILL BE PERFORMED BY OTHERS
21. SIGNATURE	22. DATE


(See Part iv on Reverse Side)



Handwritten notes in the top left corner, including the number '10000' and some illegible scribbles.

Handwritten text in the middle of the page, possibly a date or a short note.

Handwritten initials or a signature in the middle right section of the page.



2D MARINE DIVISION WORK REQUEST

Requestor see Instructions on Reverse

D019

PART I--REQUEST (Filled out by Requestor)

1. FROM Commanding Officer 2nd Battalion 10th Marines Commanding Officer 10th Marines (Attn: S-4)	2. REQUEST NO. 441549
3. TO Commanding General MCB (Attn:Base Maintenance Officer)	4. DATE OF REQUEST 25-Jul-02
5. REQUEST FOR <input checked="" type="checkbox"/> COST ESTIMATE <input type="checkbox"/> PERFORMANCE OF WORK	5a. REQUEST WORK START ASAP
6. FOR FURTHER INFORMATION CALL SGT SCHMUCK 450-8172	7. SKETCH/PLAN ATTACHED YES <input type="checkbox"/> NO <input checked="" type="checkbox"/>
8. DESCRIPTION OF WORK AND JUSTIFICATION (Including location, type, size, quantity, etc.) LOCATION: BILDG HP 510	

DESCRIPTION: HOOK UP AN ICE MACHINE IN THE BARRACKS.

End of Request
 Division Facilities
 Date in JUL 25 2002
 Date of

JUSTIFICATION: BATTALION CO WANTS TOO PUT ONE IN.

NOTE:

*Review
02-159411*

*02 07 25
1643*

9. FUNDS CHARGEABLE	10. SIGNATURE (Requesting Official) SGT SCHMUCK
---------------------	--

PART II--COST ESTIMATE

(Filled out by Maintenance Control Division if estimate requested)

11. TO:	12. ESTIMATE NO.
13. COST ESTIMATE	14. SKETCH/PLAN ATTACHED
a. Labor \$	YES NO
b. Material \$	APPROVED. PROGRAMMING TO START IN
c. Overhead and/ or Surchar \$	APPROVED. BASED ON PRESENT WORKLOAD, THIS JOB CAN BE
d. Equipment Rental/Usage \$	PROGRAMMED TO START IN ,IF
e. Contingency \$	AUTHORIZED BY 25TH OF AND FUNDS
f. \$	DISAPPROV (See Reverse Side)
16. SIGNATURE	17. DATE

PART III--ACTION (Filled out by Requestor)

18. TO:	20. WORK REQUESTED HAS BEEN HAS BEEN WILL BE PERFORMED CANCELED DEFERRED BY OTHERS
19. AUTHORIZATION TO PROCEED IS ATTACHED (Check one if other than PW funds are involved) NAVCOMPT 140 OTHER	22. DATE
21. SIGNATURE	

(See Part iv on Reverse Side)



[Faint, illegible handwriting on lined paper]

2D MARINE DIVISION WORK REQUEST

Requestor see Instructions on Reverse

D019

PART I --REQUEST (Filled out by Requestor)

1. FROM Commanding Officer 2nd Battalion 10th Marines Commanding Officer 10th Marines (Attn: S-4)	2. REQUEST NO. 441546
3. TO Commanding General MCB (Attn:Base Maintenance Officer)	4. DATE OF REQUEST 7/22/2002
5. REQUEST FOR <input type="checkbox"/> COST ESTIMATE <input checked="" type="checkbox"/> PERFORMANCE OF WORK	5a. REQUEST WORK START ASAP
6. FOR FURTHER INFORMATION CALL SGT SCHMUCK 450-8172	7. SKETCH/PLAN ATTACHED YES <input type="checkbox"/> NO <input checked="" type="checkbox"/>
8. DESCRIPTION OF WORK AND JUSTIFICATION (Including location, type, size, quantity, etc.) LOCATION; BILDG HP510	

DESCRIPTION; NEED 2 KEY (AB15)

1st Endorsement
 Division Facilities
 Date in JUL 23 2002
 Date Of
[Signature]

45

JUSTIFICATION: MARINE LOST KEY TO HIS ROOM/ MARINES ROOM MATE IS UA.

NOTE:

02-15 7363

9. FUNDS CHARGEABLE	10. SIGNATURE (Requesting Official) SGT SCHMUCK <i>[Signature]</i>
---------------------	---

PART II--COST ESTIMATE

(Filled out by Maintenance Control Division if estimate requested)


11. TO:	12. ESTIMATE NO.
13. COST ESTIMATE	14. SKETCH/PLAN ATTACHED
a. Labor \$	YES NO
b. Material \$	APPROVED. PROGRAMMING TO START IN
c. Overhead and/ or Surchar \$	APPROVED. BASED ON PRESENT WORKLOAD, THIS JOB CAN BE
d. Equipment Rental/Usage \$	PROGRAMMED TO START IN ,IF AUTHORIZED BY 25TH OF AND FUNDS
e. Contingency \$	DISAPPROV (See Reverse Side)
f. \$	16. SIGNATURE 17. DATE

PART III--ACTION (Filled out by Requestor)

18. TO:	20. WORK REQUESTED HAS BEEN CANCELED HAS BEEN DEFERRED WILL BE PERFORMED BY OTHERS
19. AUTHORIZATION TO PROCEED IS ATTACHED (Check one if other than PW funds are involved) NAVCOMPT 140 OTHER	22. DATE
21. SIGNATURE	

(See Part iv on Reverse Side)





2D MARINE DIVISION WORK REQUEST

Requestor see Instructions on Reverse

D019

PART I --REQUEST (Filled out by Requestor)

1. FROM Commanding Officer 2nd Battalion 10th Marines Commanding Officer 10th Marines (Attn: S-4)	2. REQUEST NO. 441534
3. TO Commanding General MCB (Attn:Base Maintenance Officer)	7 June 2002
5. REQUEST FOR <input type="checkbox"/> COST ESTIMATE <input checked="" type="checkbox"/> PERFORMANCE OF WORK	ASAP
6. FOR FURTHER INFORMATION CALL Cpl Huberts ext: 451-8172	<input type="checkbox"/> <input type="checkbox"/>

8. DESCRIPTION OF WORK AND JUSTIFICATION (Including location, type, size, quantity, etc.)

Location: Bldg (HP510) Third Deck NCO Lounge

DESCRIPTION: Run water line to third Deck lounge for ice machine

" and Drainage.

Review ops

1st Endorsement
 Division Facilities
 Date in JUN 06 2002

*07/05/2002
 15:06*

JUSTIFICATION: Troop Welfare

22-142056

9. FUNDS CHARGEABLE	10. SIGNATURE (Requesting Official) Cpl Huberts <i>Pennist Huberts</i>
---------------------	---

PART II--COST ESTIMATE

(Filled out by Maintenance Control Division if estimate requested)

11. TO:	12. ESTIMATE NO.
13. COST ESTIMATE	14. SKETCH/PLAN ATTACHED
a. Labor \$	YES NO
b. Material \$	APPROVED. PROGRAMMING TO START IN
c. Overhead and/ or Surchar \$	APPROVED. BASED ON PRESENT WORKLOAD, THIS JOB CAN BE
d. Equipment Rental/Usage \$	PROGRAMMED TO START IN ,IF AUTHORIZED BY 25TH OF AND FUNDS
e. Contingency \$	DISAPPROV (See Reverse Side)
f. T \$	16. SIGNATURE <i>[Signature]</i> 17. DATE <i>11 June 02</i>

PART III--ACTION (Filled out by Requestor)

18. TO:	20. WORK REQUESTED
19. AUTHORIZATION TO PROCEED IS ATTACHED (Check one if other than PW funds are involved) NAVCOMPT 140 OTHER	HAS BEEN HAS BEEN WILL BE PERFORMED <input checked="" type="checkbox"/> CANCELED DEFERRED BY OTHERS
21. SIGNATURE <i>[Signature]</i>	22. DATE

(See Part iv on Reverse Side)

0/1/00
RSC

W. J. ...

...

...

TAB PLACEMENT HERE

DESCRIPTION:

Contract Data

Tab page did not contain hand written information

Tab page contained hand written information
*Scanned as next image

TAB PLACEMENT HERE

DESCRIPTION:

J.O. Pending

Tab page did not contain hand written information

Tab page contained hand written information
*Scanned as next image

orig

BASE MAINTENANCE JOB ORDER

FY O2	AG/SAG	REQ. CODE D019		REQUEST # 4415087		DIST. DATE - BY		FACILITY # HP510	
AAC M67001	FA 23	WC	FC	OC/SOC	CAC	BRC	JN/LU EBCO 3540	RON DVB	RBC B
WGC O5	TYPE OF WORK M&R		PROJECT #		SKETCH N	PLAN N	SPECIAL INSTRUCTIONS AT WORK		

FOR FURTHER INFORMATION CONTACT: STAFF SGT WILLIAMS PH#451-3220 TICKET # 02-94241

GENERAL JOB DESCRIPTION: REKEY ALL ROOMS IN BUILDING HP510.

SHOPS TO PROCURE MATERIALS

ATWORK

START DATE:

AW

COMPLETE BY:

COMPLETION DATE:

2/20/02

PHASE SEQUENCE			SUMMARY OF ESTIMATES					
PHASE NO.	WORK CTR	EST HRS	SHEET NO.	WORK CTR	LABOR HRS	LABOR COST	MATERIAL COST	TOTAL COST
1	45	48		45	48	1323	1440	2763
				73	VEH.	CHRG	48	48
SHOP PROCURE MATERIAL								
TOTALS					48	1323	1488	\$2,811.00

CONTINUED ON SH_0_ THRU_0_

PREPARED BY: DOUG BROWN

DATE: 12/11/01

REVIEWED BY:

Doug Brown

AUTHORIZED BY:

Eunha

DATE: 12/18/01

SHEET _1_ OF _1

STOP PRODUCT MATERIAL

Estimate Information

Project REKEY BUILDING HP510 TOTAL OF 96 ROOMS.
Labor Rate Table 2000 RS Means Base Rates
Equipment Rate Table 2000 RS Means Equipment Rates


Client BUILDING HP510
Address COMMANDING OFFICER, 2ND BN. 10TH MARINES
WORK REQUEST#D019 REQ#4415087
MAX#02-94241 POC. STAFF SGT WILLIAMS PH#451-3220

(none)

2

Item CSI Description	Takeoff Qty	Unit	Labor Total	Mat Total	Subs Total	Equip Total	Other Total	Total \$/Unit	Grand Total
1832280 REKEY LOCK CYLINDERS	96.0	each	1,323	1,440				28.78	2,763
Grand Total			1,323	1,440					2,763

Net Costs Subtotal	2,763
Total Estimate	2,763





(none)

3

CSI Division	Labor	Material	Subs	Equip	Other	User	Total
01 General Requirements	1,323	1,440					2,763
Grand Total	1,323	1,440					2,763

							Net Costs Subtotal	2,763
							Total Estimate	2,763





2D MARINE DIVISION WORK REQUEST

Requestor see Instructions on Reverse

D019

PART I--REQUEST (Filled out by Requestor)

1. FROM Commanding Officer 2nd Battalion 10th Marines Commanding Officer 10th Marines (Attn: S-4)	2. REQUEST NO. 4415087
3. TO Commanding General MCB (Attn: Base Maintenance Officer)	4. DATE OF REQUEST 6-Dec-01
5. REQUEST FOR <input type="checkbox"/> COST ESTIMATE <input checked="" type="checkbox"/> PERFORMANCE OF WORK	5a. REQUEST WORK START ASAP
6. FOR FURTHER INFORMATION CALL SSgt Williams at ext 451-3220	7. SKETCH/PLAN ATTACHED YES <input type="checkbox"/> NO <input type="checkbox"/>

8. DESCRIPTION OF WORK AND JUSTIFICATION (Including location, type, size, quantity, etc.)

LOCATION : Hp 510

Description: Change out all locks

1st Endorsement
 Division Facilities
 Date In _____
 Date Out DEC 07 2001
[Signature]

JUSTIFICATION: Breach in Security , and too many lost Keys

02-94241

9. FUNDS CHARGEABLE	10. SIGNATURE (Requesting Official) SSGT WILLIAMS <i>[Signature]</i>
---------------------	---

PART II--COST ESTIMATE


(Filled out by Maintenance Control Division if estimate requested)

11. TO:	12. ESTIMATE NO.
13. COST ESTIMATE	14. SKETCH/PLAN ATTACHED
a. Labor \$	YES NO
b. Material \$	APPROVED. PROGRAMMING TO START IN
c. Overhead and/ or Surchar \$	APPROVED. BASED ON PRESENT WORKLOAD, THIS JOB CAN BE
d. Equipment Rental/Usage \$	PROGRAMMED TO START IN ,IF AUTHORIZED BY 25TH OF AND FUNDS
e. Contingency \$	DISAPPROV (See Reverse Side)
f. T \$	16. SIGNATURE
	17. DATE

PART III--ACTION (Filled out by Requestor)

18. TO:	20. WORK REQUESTED HAS BEEN CANCELED HAS BEEN DEFERRED WILL BE PERFORMED BY OTHERS
19. AUTHORIZATION TO PROCEED IS ATTACHED (Check one if other than PW funds are involved) NAVCOMPT 140 OTHER	22. DATE
21. SIGNATURE	

(See Part iv on Reverse Side)



2D MARINE DIVISION WORK REQUEST

Requestor see Instructions on Reverse


D019

PART I--REQUEST (Filled out by Requestor)

1. FROM Commanding Officer 2nd Battalion 10th Marines Commanding Officer 10th Marines (Attn: S-4)	2. REQUEST NO. 4415087
3. TO Commanding General MCB (Attn:Base Maintenance Officer)	4. DATE OF REQUEST 6-Dec-01
5. REQUEST FOR <input type="checkbox"/> COST ESTIMATE <input checked="" type="checkbox"/> PERFORMANCE OF WORK	5a. REQUEST WORK START ASAP
6. FOR FURTHER INFORMATION CALL SSgt Williams at ext 451-3220	7. SKETCH/PLAN ATTACHED YES <input type="checkbox"/> NO <input type="checkbox"/>
8. DESCRIPTION OF WORK AND JUSTIFICATION (Including location, type, size, quantity, etc.) LOCATION : Hp 510	

Description; Change out all locks

JUSTIFICATION: Breach in Security , and too many lost Keys

9. FUNDS CHARGEABLE	10. SIGNATURE (Requesting Official) SSGT WILLIAMS 
---------------------	--

PART II--COST ESTIMATE


(Filled out by Maintenance Control Division if estimate requested)

11. TO:	12. ESTIMATE NO.
13. COST ESTIMATE	14. SKETCH/PLAN ATTACHED
a. Labor \$	YES NO
b. Material \$	15. APPROVED. PROGRAMMING TO START IN
c. Overhead and/ or Surchar \$	APPROVED. BASED ON PRESENT WORKLOAD, THIS JOB CAN BE
d. Equipment Rental/Usage \$	PROGRAMMED TO START IN ,IF
e. Contingency \$	AUTHORIZED BY 25TH OF AND FUNDS
f. \$	DISAPPROV (See Reverse Side)
16. SIGNATURE	17. DATE

PART III--ACTION (Filled out by Requestor)

18. TO:	20. WORK REQUESTED HAS BEEN CANCELED HAS BEEN DEFERRED WILL BE PERFORMED BY OTHERS
19. AUTHORIZATION TO PROCEED IS ATTACHED (Check one if other than PW funds are involved) NAVCOMPT 140 OTHER	22. DATE
21. SIGNATURE	

(See Part iv on Reverse Side)



sig

BASE MAINTENANCE JOB ORDER

FY 01	AG/SAG	REQ. CODE		REQUEST # PM # 048B-01		DIST. DATE - BY 11.19.01		FACILITY # HP-510 C	
AAC M67001	FA 23	WC	FC	OC/SOC 2588	CAC	BRC	JN/LU EBGO	RON	RBC
WGC	TYPE OF WORK REPAIR		PROJECT #		SKETCH	PLAN	SPECIAL INSTRUCTIONS CYCLIC MAINTENANCE		

FOR FURTHER INFORMATION CONTACT: JOHN YANKOSKY 451-0877 TICKET # 02-87501

GENERAL JOB DESCRIPTION: MISC. STRUCTURAL, ELECTRICAL, MECHANICAL, & PLUMBING REPAIRS TO ALL ROOMS AND PUBLIC AREAS

FOR ENTRY INTO BUILDING CONTACT: GY ST LAKE 451-9027

START DATE: 1/2/2002 NEED MATERIAL BY: 12/28/2001

START DATE: 28 Dec 01 COMPLETE BY: COMPLETION DATE: 1.25.02

PHASE SEQUENCE *DB* SUMMARY OF ESTIMATES

PHASE NO.	WORK CTR	EST HRS	SHEET NO.	WORK CTR	LABOR HRS	LABOR COST	MATERIAL COST	TOTAL COST
1	41 CG MECHAN	32		41CG MECHAN	32	\$ 941		\$ 941
2	41CG ELEC	32		41CG ELEC	32	\$ 941		\$ 941
3	41CG STRUCT	32		41CG STRUCT	32	\$ 941		\$ 941
							\$ 3,153	\$ 3,153
TOTALS					96	2823	3153	\$ 5,976


CONTINUED ON SH_0_ THRU_0_

PREPARED BY: JOHN YANKOSKY DATE: 11/13/01

REVIEWED BY: *Dave Brown*

AUTHORIZED BY: *EW White* DATE: 11/15/01

SHEET _1_ OF _29_




11/13/2001

Cyclic Maintenance Labor & Materials List

Work Order: 02-87501**Bldg:** HP510**Job Plan:** PMCYCHP510**Job Plan Description:** SEMI ANNUAL MECH.,STRUC., & ELEC. MAINTENANCE PM

Material List

<u>OP#</u>	<u>Item #</u>	<u>Qty</u>	<u>Item Description</u>	<u>Unit Cost</u>	<u>Line Total</u>
4	HARD000000130	20	PAD, DOOR STOP, P/N DH 26	\$ 0.49	\$ 9.80
7	HARD000000152	20	PAD, DOOR STOP HOOK TYPE BUMPER, PART # DH020, ATTN: BILL MEANY	\$ 1.32	\$ 26.40
19	HARD000000257	0	HINGE, GRASS, MM1800-63, INCLUDES BASE PLATE AND ALL HARDWARE	\$ 5.10	\$ 0.00
39	PLUM000000019	0	SEAT, WATER CLOSET, FSN 4510-00-247-1365, PLASTIC MODED SEAT ELONGATED BOWL, CLOSED FRON	\$ 8.36	\$ 0.00
40	HARD000000128	20	HOLDER, TOLIET TISSUE ROLLED, SPRING LOADED,FSN 4510-01-200-6503	\$ 1.69	\$ 33.80
42	PLUM000000210	10	HOLDER, TOILET TISSUE, CHROME PN 632,FSN4510-01-C00-0671	\$ 4.90	\$ 49.00
42	PLUM000000234	3	HOLDER, TISSUE, CHROME ONE PIECE, MORE DURABLE, FSN4510-01-C00-8635	\$ 10.85	\$ 32.55
48	PLUM000000088	10	BAR, TOWEL, 30" CHROME, TRAYCO PART # 232017	\$ 5.25	\$ 52.50
61	PLUM000000136	20	AERATOR, DUAL, 15/16" MALE/FEMALE, PO27-01	\$ 1.08	\$ 21.60
75	PLUM000000143	0	HANDLE, FAUCET, DICK FAUCET HP504, P/N PO24-0710	\$ 5.63	\$ 0.00
76	PLUM000000145	0	PACKING, DOME, DICK FAUCET HP-504, P/N POO5-051	\$ 0.49	\$ 0.00
78	PLUM000000185	10	SHOWER HEAD, SPECIAL ORDER P/N P105-051	\$ 12.03	\$ 120.30
79	PLUM000000110	5	VALVE, SHOWER, BALANCING, SPEAKMAN,P/N PO99-288	\$ 29.95	\$ 149.75
81	PLUM000000180	3	HANDLE, SHOWER VALVE, MARK II SPEAKMAN PART # P024-207P	\$ 13.41	\$ 40.23
83	PLUM000000219	0	ESCUTCHEON, SHOWER PIPE, SPLIT PLATE, P/N P109-50	\$ 0.81	\$ 0.00
90	PLUM000000252	15	KIT, SLOAN TOILET,FLUSH VLV KIT INCLUDING VACUUM/P/N PO63-06	\$ 11.91	\$ 178.65
95	ELEC000000220	10	FAN, EXHAUST, BROAN 676C/F P/N 97009744, INCLUD. MOTOR, PLATE, &BLOWER	\$ 48.00	\$ 480.00
97	ELEC000000203	20	SWITCH, NARROW, SINGLE POLE FOR NIGHT LIGHT,P/N 1301B	\$ 1.18	\$ 23.60
99	ELEC000000228	20	RECEPTICAL, BACK PLUG IN & SIDE CONNECTION, EAGLE 8200B	\$ 4.03	\$ 80.60
100	ELEC000000228	20	RECEPTICAL, BACK PLUG IN & SIDE CONNECTION, EAGLE 8200B	\$ 4.03	\$ 80.60
105	ELEC000000007	20	PLATE BLANK, 1 GANG, STAINLESS STEEL,FSN 5975-00-682-0559	\$ 0.79	\$ 15.80
107	ELEC000000196	10	DETECTOR, SMOKE, 9V BATTERY BACKUP, BAT. FSN		



Cyclic Maintenance Labor & Materials List

6350-01-C00-1774


			\$ 10.25	\$ 102.50
108	ELEC000000213	12 BATTERY, 9V, RECT/ 2 SNAP PINS, FSN 6135-00-900-2139	\$ 1.05	\$ 12.60
109	ELEC000003321	24 LAMP, FLOUR, 20W, 24" T12, FSN 6240-00-299-7250	\$ 2.35	\$ 56.40
110	ELEC000000217	30 LAMP, FLUOR, MED BIPIN RAP ST. COL WHITE, 25W, 36" FSN#6240-01-124-0037	\$ 1.45	\$ 43.50
111	ELEC000000216	60 LAMP, FLOUR, MED BIPIN T-12 COOL WHITE 35W, 48" 30 / BOX FSN6240-01-004-3107	\$ 1.58	\$ 94.80
122	ELEC000000239	4 FIXTURE, FLUORESCENT, FLAT CLEAR LENS, HARRIS PN 30-0W-7-PL-NP	\$ 44.00	\$ 176.00
127	ELEC000003340	24 LAMP, FLUORESCENT, U SHAPED, FOR LOUNGES, 624001C001832	\$ 10.80	\$ 259.20
129	ELEC000003337	10 LENS, 2 FT FLUORESCENT, P/N B7-2 (440-2)	\$ 22.50	\$ 225.00
130	ELEC000003338	6 LENS, 3 FT FLUORESCENT, PN B7-3 (PF-440-3)	\$ 24.50	\$ 147.00
131	ELEC000003342	8 LENS, 4 FT FLUORESCENT, FSN 6210-01-C00-1148	\$ 37.13	\$ 297.04
131	ELEC000003345	5 LENS, 4FT FLUORES, OVERHEAD, USED IN HP-504 LOUNGE, P/N TLM104	\$ 41.00	\$ 205.00
131	ELEC000003388	2 LENS, 4 FT FLUORESCENT, P/N B7-4.	\$ 28.90	\$ 57.80
158	HVAC000000031	3 GRILLE, SUPPLY, 16" X 8" HD (SA)	\$ 20.00	\$ 60.00
158	HVAC000000044	0 GRILLE, RETURN FILTER, 16" X 12" HART AND COOLEY PART	\$ 32.00	\$ 0.00
160	HVAC000000024	5 GRILLE, RETURN AIR, 650 (W) 10" X 10"	\$ 4.25	\$ 21.25
167	ELEC000003281	0 SMOKE, TESTER, SMOKE IN A CAN, PART # 25D	\$ 7.60	\$ 0.00

Total Materials:**\$3,153.27**

Labor Operations


OP# Description

- 4 DOOR STOP, KICK DOWN, REPLACE PAD
- 7 DOOR STOP, HOOK & BUMPER, REPLACE PAD
- 19 HINGE, VANITY CABINET, INSTALL NEW.
- 39 BATHROOM ACCESSORIES, SEAT, TOILET REPLACE.
- 40 BATHROOM ACCESSORIES, TOILET PAPER ROLLER, REPLACE
- 42 BATHROOM ACCESSORIES, TOILET PAPER HOLDER, INSTALL
- 42 BATHROOM ACCESSORIES, TOILET PAPER HOLDER, INSTALL
- 48 BATHROOM ACCESSORIES, TOWEL BAR, 30", INSTALL NEW.
- 61 FAUCET, AERATOR, REPLACE.
- 75 FAUCET, HANDLE, REPLACE
- 76 FAUCET, PACKING, REPLACE
- 78 SHOWER, HEAD, REPLACE.
- 79 VALVE, SHOWER, REPAIR LEAK.



Cyclic Maintenance Labor & Materials List

- 81 VALVE, SHOWER, HANDLE REPLACE.
- 82 VALVE, SHOWER, CARTRIDGE, REPLACE.
- 83 ESCUTCHEON, SHOWER, REPLACE.
- 90 TOILET, FLUSH VALVE, REPAIR KIT, INSTALL
- 95 FAN, EXHAUST, ROOM, REPLACE MOTOR, BLOWER ASSEMBLY
- 97 SWITCH, SINGLE POLE, LIGHT, FAN, REPLACE WITH NEW.
- 99 RECEPTICLE, ELECTRICAL DUPLEX, REPAIR
- 100 RECEPTICLE, ELECTRICAL, DUPLEX, INSTALL NEW
- 105 RECEPTICLE, COVER, REPLACE.
- 107 DETECTOR, SMOKE, REPLACE WITH NEW.
- 108 DETECTOR, SMOKE, BATTERY, REPLACE.
- 109 FIXTURE, 2 FT FLUORESCENT, RELAMP
- 110 FIXTURE, 3 FT FLUORESCENT, RELAMP.
- 111 FIXTURE, 4 FT FLUORESCENT, RELANP
- 122 FIXTURE, FLUORESCENT, HARRIS EXTERIOR, LIGHT.
- 127 FIXTURE, "U" SHAPED FUOR, LOUNGE REPLACE LAMP
- 129 LENS, 2 FT FLUORESCENT, REPLACE.
- 130 LENS, 3 FT FLUORESCENT, REPLACE
- 131 LENS, 4 FT FLUORESCENT, REPLACE
- 131 LENS, 4 FT FLUORESCENT, REPLACE
- 131 LENS, 4 FT FLUORESCENT, REPLACE
- 149 MISCELLANEOUS STRUCTURAL REPAIRS
- 150 MISCELLANEOUS MECHANICAL REPAIRS
- 151 MISCELLANEOUS ELECTRICAL REPAIRS.
- 159 GRILLE, SUPPLY, INSTALL NEW
- 167 SMOKE DETECTOR, TEST FOR OPERATION



CYCLIC MAINTENANCE

AREA & FACILITY: ~~HP-50~~ HP-510

INSPECTOR _____

SHEET # 1 OF _____

INSPECTION AREAS	ROOM# <u>100</u>			ROOM# <u>102</u>			ROOM# <u>104</u>			ROOM# <u>106</u>			ROOM# <u>108</u>		
	RPR	RPL	REMARKS	RPR	RPL	REMARKS	RPR	RPL	REMARKS	RPR	RPL	REMARKS	RPL	RPK	REMARKS
NIGHT LIGHT															
OVERHEAD LIGHT															
VANITY LIGHT															
FAUCET															
EXHAUST FAN															
TOILET															
TOILET PAPER HOLD.															
SHOWER HEAD															
INSPECTION AREAS:	ROOM# <u>110</u>			ROOM# <u>112</u>			ROOM# <u>114</u>			ROOM# <u>116</u>			ROOM# <u>118</u>		
	RPR	RPL	REMARKS	RPR	RPL	REMARKS	RPR	RPL	REMARKS	RPR	RPL	REMARKS	RPL	RPK	REMARKS
NIGHT LIGHT															
OVERHEAD LIGHT															
VANITY LIGHT															
FAUCET															
EXHAUST FAN															
TOILET															
TOILET PAPER HOLDER															
SHOWER HEAD															


REMARKS: ROOM #'S AC FAN UNIT NOT WORKING: _____

ROOM #'S ENTRANCE DOOR LOCK _____

ROOM#'S PAINT PEELING/MOLD _____

ROOM #'S WALL LOCKER NEEDS REPAIR _____

SHT # 17



CYCLIC MAINTENANCE

AREA & FACILITY: _____

INSPECTOR _____

SHEET # 2 OF _____

INSPECTION AREAS	ROOM # <u>120</u>			ROOM # <u>122</u>			ROOM # <u>124</u>			ROOM # <u>126</u>			ROOM # <u>128</u>		
	RPR	RPL	REMARKS	RPR	RPL	REMARKS	RPR	RPL	REMARKS	RPR	RPL	REMARKS	RPL	RPK	REMARKS
NIGHT LIGHT															
OVERHEAD LIGHT															
VANITY LIGHT															
Faucet															
EXHAUST FAN															
TOILET															
TOILET PAPER HOLD.															
SHOWER HEAD															
INSPECTION AREAS:	ROOM # <u>130</u>			ROOM # <u>132</u>			ROOM # <u>134</u>			ROOM # <u>136</u>			ROOM # <u>138</u>		
	RPR	RPL	REMARKS	RPR	RPL	REMARKS	RPR	RPL	REMARKS	RPR	RPL	REMARKS	RPL	RPK	REMARKS
NIGHT LIGHT															
OVERHEAD LIGHT															
VANITY LIGHT															
Faucet															
EXHAUST FAN															
TOILET															
TOILET PAPER HOLDER															
SHOWER HEAD															

REMARKS: ROOM #'S AC FAN UNIT NOT WORKING: _____


ROOM #'S ENTRANCE DOOR LOCK _____

ROOM#'S PAINT PEELING/MOLD _____

ROOM #'S WALL LOCKER NEEDS REPAIR _____

SHT # 18

(6)



CYCLIC MAINTENANCE

AREA & FACILITY: _____

INSPECTOR _____

SHEET # 3 OF _____

INSPECTION AREAS	ROOM # <u>139</u>			ROOM # <u>137</u>			ROOM # <u>135</u>			ROOM # <u>133</u>			ROOM # <u>131</u>		
	RPR	RPL	REMARKS	RPR	RPL	REMARKS	RPR	RPL	REMARKS	RPR	RPL	REMARKS	RPL	RPK	REMARKS
NIGHT LIGHT															
OVERHEAD LIGHT															
VANITY LIGHT															
FAUCET															
EXHAUST FAN															
TOILET															
TOILET PAPER HOLD.															
SHOWER HEAD															
INSPECTIO AREAS:	ROOM # <u>129</u>			ROOM # <u>127</u>			ROOM # <u>125</u>			ROOM # <u>123</u>			ROOM # <u>121</u>		
	RPR	RPL	REMARKS	RPR	RPL	REMARKS	RPR	RPL	REMARKS	RPR	RPL	REMARKS	RPL	RPK	REMARKS
NIGHT LIGHT															
OVERHEAD LIGHT															
VANITY LIGHT															
FAUCET															
EXHAUST FAN															
TOILET															
TOILET PAPER HOLDER															
SHOWER HEAD															


REMARKS: ROOM #'S AC FAN UNIT NOT WORKING: _____

 ROOM #'S ENTRANCE DOOR LOCK _____

 ROOM#'S PAINT PEELING/MOLD _____
 ROOM #'S WALL LOCKER NEEDS REPAIR _____

SHT # 19

①



CYCLIC MAINTENANCE

AREA & FACILITY: _____

INSPECTOR _____

SHEET # 4 OF _____

INSPECTION AREAS	ROOM # <u>119</u>			ROOM # <u>117</u>			ROOM # <u>115</u>			ROOM # <u>113</u>			ROOM # <u>111</u>		
	RPR	RPL	REMARKS	RPR	RPL	REMARKS	RPR	RPL	REMARKS	RPR	RPL	REMARKS	RPL	RPK	REMARKS
NIGHT LIGHT															
OVERHEAD LIGHT															
VANITY LIGHT															
FAUCET															
EXHAUST FAN															
TOILET															
TOILET PAPER HOLD.															
SHOWER HEAD															
INSPECTION AREAS:	ROOM # <u>109</u>			ROOM # <u>107</u>			ROOM # <u>105</u>			ROOM # <u>103</u>			ROOM # <u>101</u>		
	RPR	RPL	REMARKS	RPR	RPL	REMARKS	RPR	RPL	REMARKS	RPR	RPL	REMARKS	RPL	RPK	REMARKS
NIGHT LIGHT															
OVERHEAD LIGHT															
VANITY LIGHT															
FAUCET															
EXHAUST FAN															
TOILET															
TOILET PAPER HOLDER															
SHOWER HEAD															

REMARKS: ROOM #'S AC FAN UNIT NOT WORKING:


ROOM #'S ENTRANCE DOOR LOCK

ROOM#'S PAINT PEELING/MOLD

ROOM #'S WALL LOCKER NEEDS REPAIR

SHT # 20

(8)



CYCLIC MAINTENANCE

AREA & FACILITY: _____

INSPECTOR _____

SHEET # 5 OF _____

INSPECTION AREAS	ROOM # <u>200</u>			ROOM # <u>202</u>			ROOM # <u>204</u>			ROOM # <u>206</u>			ROOM # <u>208</u>		
	RPR	RPL	REMARKS	RPR	RPL	REMARKS	RPR	RPL	REMARKS	RPR	RPL	REMARKS	RPL	RPK	REMARKS
NIGHT LIGHT															
OVERHEAD LIGHT															
VANITY LIGHT															
FAUCET															
EXHAUST FAN															
TOILET															
TOILET PAPER HOLD.															
SHOWER HEAD															
INSPECTION AREAS:	ROOM # <u>210</u>			ROOM # <u>212</u>			ROOM # <u>214</u>			ROOM # <u>216</u>			ROOM # <u>218</u>		
	RPR	RPL	REMARKS	RPR	RPL	REMARKS	RPR	RPL	REMARKS	RPR	RPL	REMARKS	RPL	RPK	REMARKS
NIGHT LIGHT															
OVERHEAD LIGHT															
VANITY LIGHT															
FAUCET															
EXHAUST FAN															
TOILET															
TOILET PAPER HOLDER															
SHOWER HEAD															

REMARKS: ROOM #'S AC FAN UNIT NOT WORKING: _____


ROOM #'S ENTRANCE DOOR LOCK _____

ROOM#'S PAINT PEELING/MOLD _____

ROOM #'S WALL LOCKER NEEDS REPAIR _____

SHT # 21

9



CYCLIC MAINTENANCE

AREA & FACILITY: _____

INSPECTOR _____

SHEET # 6 OF _____

INSPECTION AREAS	ROOM# <u>220</u>			ROOM# <u>222</u>			ROOM# <u>224</u>			ROOM# <u>226</u>			ROOM# <u>228</u>		
	RPR	RPL	REMARKS	RPR	RPL	REMARKS	RPR	RPL	REMARKS	RPR	RPL	REMARKS	RPL	RPK	REMARKS
NIGHT LIGHT															
OVERHEAD LIGHT															
VANITY LIGHT															
FAUCET															
EXHAUST FAN															
TOILET															
TOILET PAPER HOLD.															
SHOWER HEAD															
INSPECTION AREAS:	ROOM# <u>230</u>			ROOM# <u>232</u>			ROOM# <u>234</u>			ROOM# <u>236</u>			ROOM# <u>238</u>		
	RPR	RPL	REMARKS	RPR	RPL	REMARKS	RPR	RPL	REMARKS	RPR	RPL	REMARKS	RPL	RPK	REMARKS
NIGHT LIGHT															
OVERHEAD LIGHT															
VANITY LIGHT															
FAUCET															
EXHAUST FAN															
TOILET															
TOILET PAPER HOLDER															
SHOWER HEAD															

REMARKS: ROOM #'S AC FAN UNIT NOT WORKING: _____


ROOM #'S ENTRANCE DOOR LOCK _____

ROOM #'S PAINT PEELING/MOLD _____

ROOM #'S WALL LOCKER NEEDS REPAIR _____

SHT # 22

(18)



CYCLIC MAINTENANCE

AREA & FACILITY: _____

INSPECTOR _____

SHEET # 7 OF _____

INSPECTION AREAS	ROOM # <u>239</u>			ROOM # <u>237</u>			ROOM # <u>235</u>			ROOM # <u>233</u>			ROOM # <u>231</u>		
	RPR	RPL	REMARKS	RPR	RPL	REMARKS	RPR	RPL	REMARKS	RPR	RPL	REMARKS	RPL	RPK	REMARKS
NIGHT LIGHT															
OVERHEAD LIGHT															
VANITY LIGHT															
FAUCET															
EXHAUST FAN															
TOILET															
TOILET PAPER HOLD.															
SHOWER HEAD															
INSPECTION AREAS:	ROOM # <u>229</u>			ROOM # <u>227</u>			ROOM # <u>225</u>			ROOM # <u>223</u>			ROOM # <u>221</u>		
	RPR	RPL	REMARKS	RPR	RPL	REMARKS	RPR	RPL	REMARKS	RPR	RPL	REMARKS	RPL	RPK	REMARKS
NIGHT LIGHT															
OVERHEAD LIGHT															
VANITY LIGHT															
FAUCET															
EXHAUST FAN															
TOILET															
TOILET PAPER HOLDER															
SHOWER HEAD															


REMARKS: ROOM #'S AC FAN UNIT NOT WORKING: _____

 ROOM #'S ENTRANCE DOOR LOCK _____

 ROOM#'S PAINT PEELING/MOLD _____
 ROOM #'S WALL LOCKER NEEDS REPAIR _____

SHT # 23

(11)



CYCLIC MAINTENANCE

AREA & FACILITY: _____

INSPECTOR _____

SHEET # 8 OF _____

INSPECTION AREAS	ROOM # <u>219</u>			ROOM # <u>217</u>			ROOM # <u>215</u>			ROOM # <u>213</u>			ROOM # <u>211</u>		
	RPR	RPL	REMARKS	RPR	RPL	REMARKS	RPR	RPL	REMARKS	RPR	RPL	REMARKS	RPL	RPK	REMARKS
NIGHT LIGHT															
OVERHEAD LIGHT															
VANITY LIGHT															
FAUCET															
EXHAUST FAN															
TOILET															
TOILET PAPER HOLD.															
SHOWER HEAD															
INSPECTION AREAS:	ROOM # <u>209</u>			ROOM # <u>207</u>			ROOM # <u>205</u>			ROOM # <u>203</u>			ROOM # <u>201</u>		
	RPR	RPL	REMARKS	RPR	RPL	REMARKS	RPR	RPL	REMARKS	RPR	RPL	REMARKS	RPL	RPK	REMARKS
NIGHT LIGHT															
OVERHEAD LIGHT															
VANITY LIGHT															
FAUCET															
EXHAUST FAN															
TOILET															
TOILET PAPER HOLDER															
SHOWER HEAD															


REMARKS: ROOM #'S AC FAN UNIT NOT WORKING:

 ROOM #'S ENTRANCE DOOR LOCK

 ROOM #'S PAINT PEELING/MOLD
 ROOM #'S WALL LOCKER NEEDS REPAIR

SHT # 24

(12)



CYCLIC MAINTENANCE

AREA & FACILITY: _____

INSPECTOR _____

SHEET # 9 OF _____

INSPECTION AREAS	ROOM # 300			ROOM # 302			ROOM # 304			ROOM # 306			ROOM # 308		
	RPR	RPL	REMARKS	RPR	RPL	REMARKS	RPR	RPL	REMARKS	RPR	RPL	REMARKS	RPL	RPK	REMARKS
NIGHT LIGHT															
OVERHEAD LIGHT															
VANITY LIGHT															
FAUCET															
EXHAUST FAN															
TOILET															
TOILET PAPER HOLD.															
SHOWER HEAD															
INSPECTIO AREAS:	ROOM # 310			ROOM # 312			ROOM # 314			ROOM # 316			ROOM # 318		
	RPR	RPL	REMARKS	RPR	RPL	REMARKS	RPR	RPL	REMARKS	RPR	RPL	REMARKS	RPL	RPK	REMARKS
NIGHT LIGHT															
OVERHEAD LIGHT															
VANITY LIGHT															
FAUCET															
EXHAUST FAN															
TOILET															
TOILET PAPER HOLDER															
SHOWER HEAD															

REMARKS: ROOM #'S AC FAN UNIT NOT WORKING: _____


ROOM #'S ENTRANCE DOOR LOCK _____

ROOM#'S PAINT PEELING/MOLD _____

ROOM #'S WALL LOCKER NEEDS REPAIR _____

SHT # 25

(13)



CYCLIC MAINTENANCE

AREA & FACILITY: _____

INSPECTOR _____


SHEET # 10 OF _____

INSPECTION AREAS	ROOM # <u>320</u>			ROOM # <u>322</u>			ROOM # <u>324</u>			ROOM # <u>326</u>			ROOM # <u>328</u>		
	RPR	RPL	REMARKS	RPR	RPL	REMARKS	RPR	RPL	REMARKS	RPR	RPL	REMARKS	RPL	RPK	REMARKS
NIGHT LIGHT															
OVERHEAD LIGHT															
VANITY LIGHT															
FAUCET															
EXHAUST FAN															
TOILET															
TOILET PAPER HOLD.															
SHOWER HEAD															
INSPECTIO AREAS:	ROOM # <u>330</u>			ROOM # <u>332</u>			ROOM # <u>334</u>			ROOM # <u>336</u>			ROOM # <u>338</u>		
	RPR	RPL	REMARKS	RPR	RPL	REMARKS	RPR	RPL	REMARKS	RPR	RPL	REMARKS	RPL	RPK	REMARKS
NIGHT LIGHT															
OVERHEAD LIGHT															
VANITY LIGHT															
FAUCET															
EXHAUST FAN															
TOILET															
TOILET PAPER HOLDER															
SHOWER HEAD															

REMARKS: _____

SHT # 26

(14)



CYCLIC MAINTENANCE

AREA & FACILITY: _____

INSPECTOR _____


SHEET # 11 OF _____

INSPECTION AREAS	ROOM # 339			ROOM # 337			ROOM # 335			ROOM # 333			ROOM # 332		
	RPR	RPL	REMARKS	RPR	RPL	REMARKS	RPR	RPL	REMARKS	RPR	RPL	REMARKS	RPL	RPK	REMARKS
NIGHT LIGHT															
OVERHEAD LIGHT															
VANITY LIGHT															
FAUCET															
EXHAUST FAN															
TOILET															
TOILET PAPER HOLD.															
SHOWER HEAD															
INSPECTION AREAS:	ROOM # 331			ROOM # 329			ROOM # 327			ROOM # 325			ROOM # 323		
	RPR	RPL	REMARKS	RPR	RPL	REMARKS	RPR	RPL	REMARKS	RPR	RPL	REMARKS	RPL	RPK	REMARKS
NIGHT LIGHT															
OVERHEAD LIGHT															
VANITY LIGHT															
FAUCET															
EXHAUST FAN															
TOILET															
TOILET PAPER HOLDER															
SHOWER HEAD															

REMARKS: _____

SHT # 27

(15)



CYCLIC MAINTENANCE

AREA & FACILITY: _____

INSPECTOR _____


SHEET # 12 OF _____


INSPECTION AREAS	ROOM # <u>319</u>			ROOM # <u>317</u>			ROOM # <u>315</u>			ROOM # <u>313</u>			ROOM # <u>311</u>		
	RPR	RPL	REMARKS	RPR	RPL	REMARKS	RPR	RPL	REMARKS	RPR	RPL	REMARKS	RPL	RPK	REMARKS
NIGHT LIGHT															
OVERHEAD LIGHT															
VANITY LIGHT															
FAUCET															
EXHAUST FAN															
TOILET															
TOILET PAPER HOLD.															
SHOWER HEAD															
INSPECTIO AREAS:	ROOM # <u>309</u>			ROOM # <u>307</u>			ROOM # <u>305</u>			ROOM # <u>303</u>			ROOM # <u>301</u>		
	RPR	RPL	REMARKS	RPR	RPL	REMARKS	RPR	RPL	REMARKS	RPR	RPL	REMARKS	RPL	RPK	REMARKS
NIGHT LIGHT															
OVERHEAD LIGHT															
VANITY LIGHT															
FAUCET															
EXHAUST FAN															
TOILET															
TOILET PAPER HOLDER															
SHOWER HEAD															


REMARKS: _____


SHT # 28


(16)

















PM Checklist


Job Plan: PMCYCHP510
Description: SEMI ANNUAL MECH.,STRUC., & ELEC. MAINTENANCE PM

Work Order: _____
Bldg #: _____
Equipment #: _____

Task List

<u>Tech</u>	<u>QC</u>	<u>Task</u>	<u>Task Description</u>	<u>Notes</u>
<input type="checkbox"/>	<input type="checkbox"/>	1	CORRECT DEFICIENCIES FOR WHICH TASK DESCRIPTIONS	_____
<input type="checkbox"/>	<input type="checkbox"/>	2	IDENTIFY ALL REMAINING DEFICIENCIES IN THE BUILDIN	_____
<input type="checkbox"/>	<input type="checkbox"/>	3	PREPAPR AND SUBMIT A bEYOND THE sCOPE OF PM REPORT	_____
<input type="checkbox"/>	<input type="checkbox"/>	4	DOOR STOP, KICK DOWN, REPLACE PAD	_____
<input type="checkbox"/>	<input type="checkbox"/>	5	DOOR STOP, KICK DOWN, SECURE	_____
<input type="checkbox"/>	<input type="checkbox"/>	6	DOOR STOP, KICK DOWN, INSTALL NEW	_____
<input type="checkbox"/>	<input type="checkbox"/>	7	DOOR STOP, HOOK & BUMPER, REPLACE PAD	_____
<input type="checkbox"/>	<input type="checkbox"/>	8	DOOR STOP, HOOK & BUMPER, INSTALL	_____
<input type="checkbox"/>	<input type="checkbox"/>	9	HANDLE, PULL, PASSAGEWAY DOOR, SECURE	_____
<input type="checkbox"/>	<input type="checkbox"/>	10	LOCK, BATHROOM DOOR, SECURE	_____
<input type="checkbox"/>	<input type="checkbox"/>	11	LOCK, BATHROOM DOOR, REPLACE	_____
<input type="checkbox"/>	<input type="checkbox"/>	12	LOCK, PASSAGEWAY ENTRANCE DOOR, REPLACE	_____
<input type="checkbox"/>	<input type="checkbox"/>	13	LOCK, PASSAGEWAY ENTRANCE DOOR, REPAIR	_____
<input type="checkbox"/>	<input type="checkbox"/>	14	THRESHOLD, SECURE	_____
<input type="checkbox"/>	<input type="checkbox"/>	15	THRESHOLD, REPLACE	_____
<input type="checkbox"/>	<input type="checkbox"/>	16	COVER, DRAIN, SECURE	_____
<input type="checkbox"/>	<input type="checkbox"/>	17	COVER, DRAIN, INSTALL NEW	_____
<input type="checkbox"/>	<input type="checkbox"/>	18	HINGE, VANITY CABINET, SECURE.	_____
<input type="checkbox"/>	<input type="checkbox"/>	19	HINGE, VANITY CABINET, INSTALL NEW.	_____
<input type="checkbox"/>	<input type="checkbox"/>	20	DOOR, VANITY CABINET, REPLACE	_____
<input type="checkbox"/>	<input type="checkbox"/>	21	WALL LOCKER, LOCKING MECHANISM, SECURE.	_____
<input type="checkbox"/>	<input type="checkbox"/>	22	WALL LOCKER, LOCKING MECHANISM, REPLACE	_____
<input type="checkbox"/>	<input type="checkbox"/>	23	WALL LOCKER, DOOR, REPLACE	_____
<input type="checkbox"/>	<input type="checkbox"/>	24	LOCK, WINDOW, SECURE.	_____
<input type="checkbox"/>	<input type="checkbox"/>	25	LOCK, WINDOW, REPLACE	_____
<input type="checkbox"/>	<input type="checkbox"/>	26	WINDOW, TINT WITH SRAY.	_____

23



PM Checklist


Job Plan: PMCYCHP510
Description: SEMI ANNUAL MECH.,STRUC., & ELEC. MAINTENANCE PM

Work Order: _____
Bldg #: _____
Equipment #: _____

Task List

<u>Tech</u>	<u>QC</u>	<u>Task</u>	<u>Task Description</u>	<u>Notes</u>
<input type="checkbox"/>	<input type="checkbox"/>	27	TILE, CERAMIC, AROUND SHOWER DRAIN, REPLACE.	_____
<input type="checkbox"/>	<input type="checkbox"/>	28	TILE, CERAMIC, WALL.	_____
<input type="checkbox"/>	<input type="checkbox"/>	29	TILE, CEILING, INSTALL NEW, 2' x 2'	_____
<input type="checkbox"/>	<input type="checkbox"/>	30	TILE, CEILING, INSTALL NEW, 2' X 4'	_____
<input type="checkbox"/>	<input type="checkbox"/>	31	TILE, CEILING 2' 2' , INSTALL NEW,REMV CEILING FA	_____
<input type="checkbox"/>	<input type="checkbox"/>	32	TILE, CEILING SPLEIN, REMOVE OLD AND INSTALL NEW	_____
<input type="checkbox"/>	<input type="checkbox"/>	33	TILE, FLOOR , 12" X 12", INSTALL NEW	_____
<input type="checkbox"/>	<input type="checkbox"/>	34	SIGNS, ROOM NUMBERS, INSTALL	_____
<input type="checkbox"/>	<input type="checkbox"/>	35	SIGNS, BUILDING, INSTALL.	_____
<input type="checkbox"/>	<input type="checkbox"/>	36	BATHROOM ACCESSORIES, MIRROR, 18 X 24, INSTALL	_____
<input type="checkbox"/>	<input type="checkbox"/>	37	BATHROOM ACCESSORIES, MIRROR, 30 X 30, INSTALL	_____
<input type="checkbox"/>	<input type="checkbox"/>	38	BATHROOM ACCESSORIES, SEAT, TOILET SECURE.	_____
<input type="checkbox"/>	<input type="checkbox"/>	39	BATHROOM ACCESSORIES, SEAT, TOILET REPLACE.	_____
<input type="checkbox"/>	<input type="checkbox"/>	40	BATHROOM ACCESSORIES, TOILET PAPER ROLLER, REPLACE	_____
<input type="checkbox"/>	<input type="checkbox"/>	41	BATHROOM ACCESSORIES, TOILET PAPER HOLDER, SECURE.	_____
<input type="checkbox"/>	<input type="checkbox"/>	42	BATHROOM ACCESSORIES, TOILET PAPER HOLDER, INSTALL	_____
<input type="checkbox"/>	<input type="checkbox"/>	43	BATHROOM ACCESSORIES, TOWEL BAR, 18" SECURE.	_____
<input type="checkbox"/>	<input type="checkbox"/>	44	BATHROOM ACCESSORIES, TOWEL BAR, 18" INSTALL NEW	_____
<input type="checkbox"/>	<input type="checkbox"/>	45	BATHROOM ACCESSORIES, TOWEL BAR, 24" SECURE.	_____
<input type="checkbox"/>	<input type="checkbox"/>	46	BATHROOM ACCESSORIES, TOWEL BAR, 24" INSTALL NEW	_____
<input type="checkbox"/>	<input type="checkbox"/>	47	BATHROOM ACCESSORIES, TOWEL BAR, 30", SECURE.	_____
<input type="checkbox"/>	<input type="checkbox"/>	48	BATHROOM ACCESSORIES, TOWEL BAR, 30", INSTALL NEW.	_____
<input type="checkbox"/>	<input type="checkbox"/>	49	BATHROOM ACCESSORIES, TUMBLER/SOAP DISH SECURE.	_____
<input type="checkbox"/>	<input type="checkbox"/>	50	BATHROOM ACCESSORIES, TUMBER, TOOTH BRUSH, INSTALL	_____
<input type="checkbox"/>	<input type="checkbox"/>	51	BATHROOM ACCESSORIES, CROME, SOAP DISH, INSTALL.	_____
<input type="checkbox"/>	<input type="checkbox"/>	52	BATHROOM ACCESSORIES, TOILET PARTITION. SECURE.	_____

28



PM Checklist

Job Plan: PMCYCHP510

Work Order: _____

Description: SEMI ANNUAL MECH.,STRUC., & ELEC. MAINTENANCE PM


Bldg #: _____

Equipment #: _____

Task List

<u>Tech</u>	<u>QC</u>	<u>Task</u>	<u>Task Description</u>	<u>Notes</u>
<input type="checkbox"/>	<input type="checkbox"/>	53	BATHROOM ACCESSORIES, TOILET PARTITION, INSTALL	_____
<input type="checkbox"/>	<input type="checkbox"/>	54	BATHROOM ACCESSORIES, URINAL SCREEN PART. SECURE.	_____
<input type="checkbox"/>	<input type="checkbox"/>	55	BATHROOM ACCESSORIES, URINAL, INSTALL.	_____
<input type="checkbox"/>	<input type="checkbox"/>	56	BATHROOM ACCESSORIES, COAT HOOK, SECURE.	_____
<input type="checkbox"/>	<input type="checkbox"/>	57	BATHROOM ACCESSORIES, COAT HOOK, INSTALL	_____
<input type="checkbox"/>	<input type="checkbox"/>	58	DRAPERY, BLINDS, SECURE.	_____
<input type="checkbox"/>	<input type="checkbox"/>	59	FAUCET, HOT & COLD INDICATOR BUTTONS, REPLACE	_____
<input type="checkbox"/>	<input type="checkbox"/>	60	FAUCET, AERATOR, CLEAN.	_____
<input type="checkbox"/>	<input type="checkbox"/>	61	FAUCET, AERATOR, REPLACE.	_____
<input type="checkbox"/>	<input type="checkbox"/>	62	FAUCET, 4 " CENTER, VANITY, SECURE.	_____
<input type="checkbox"/>	<input type="checkbox"/>	63	FAUCET, 4" CENTER, INSTALL	_____
<input type="checkbox"/>	<input type="checkbox"/>	64	FAUCET, SUPPLY LINES, 8" INSTALL	_____
<input type="checkbox"/>	<input type="checkbox"/>	65	FAUCET, SUPPLY LINES, 12" INSTALL	_____
<input type="checkbox"/>	<input type="checkbox"/>	66	FAUCET, SUPPLY LINES, 20", INSTALL	_____
<input type="checkbox"/>	<input type="checkbox"/>	67	FAUCET, TRAP, REPAIR LEAK	_____
<input type="checkbox"/>	<input type="checkbox"/>	68	FAUCET, TRAP, " CLEAN OUT.	_____
<input type="checkbox"/>	<input type="checkbox"/>	69	FAUCET, TRAP, 1 1/4" REPLACE.	_____
<input type="checkbox"/>	<input type="checkbox"/>	70	FAUCET, TRAP, 1 1/2" REPLACE	_____
<input type="checkbox"/>	<input type="checkbox"/>	71	FAUCET, 8 " CENTER REPLACE.	_____
<input type="checkbox"/>	<input type="checkbox"/>	74	FAUCET, STEM, REPLACE, HOT	_____
<input type="checkbox"/>	<input type="checkbox"/>	75	FAUCET, HANDLE, REPLACE	_____
<input type="checkbox"/>	<input type="checkbox"/>	76	FAUCET, PACKING, REPLACE	_____
<input type="checkbox"/>	<input type="checkbox"/>	77	SHOWER, HEAD, REPAIR LEAK.	_____
<input type="checkbox"/>	<input type="checkbox"/>	78	SHOWER, HEAD , REPLACE.	_____
<input type="checkbox"/>	<input type="checkbox"/>	79	VALVE, SHOWER, REPAIR LEAK.	_____
<input type="checkbox"/>	<input type="checkbox"/>	80	VALVE, SHOWER, STEM REPLACE.	_____

25



PM Checklist

Job Plan: PMCYCHP510

Work Order: _____

Description: SEMI ANNUAL MECH.,STRUC., & ELEC. MAINTENANCE PM


Bldg #: _____

Equipment #: _____

Task List

<u>Tech</u>	<u>QC</u>	<u>Task</u>	<u>Task Description</u>	<u>Notes</u>
<input type="checkbox"/>	<input type="checkbox"/>	81	VALVE, SHOWER, HANDLE REPLACE.	_____
<input type="checkbox"/>	<input type="checkbox"/>	82	VALVE, SHOWER, CARTRIDGE, REPLACE.	_____
<input type="checkbox"/>	<input type="checkbox"/>	83	ESCUTCHEON, SHOWER, REPLACE.	_____
<input type="checkbox"/>	<input type="checkbox"/>	84	ESCUTCHEON, SHOWER, SECURE.	_____
<input type="checkbox"/>	<input type="checkbox"/>	85	ESCUTCHEON, FAUCET, SECURE.	_____
<input type="checkbox"/>	<input type="checkbox"/>	86	ESCUTCHEON, FAUCET, REPLACE.	_____
<input type="checkbox"/>	<input type="checkbox"/>	87	VANITY, CABINET, REPLACE	_____
<input type="checkbox"/>	<input type="checkbox"/>	88	VANITY, TOP REPLACE.	_____
<input type="checkbox"/>	<input type="checkbox"/>	89	VANITY, DISPOSE OF OLD CABINET.	_____
<input type="checkbox"/>	<input type="checkbox"/>	90	TOILET, FLUSH VALVE, REPAIR KIT, INSTALL	_____
<input type="checkbox"/>	<input type="checkbox"/>	91	TOILET, FLUSH VALVE HANDLE REPAIR KIT, INSTALL	_____
<input type="checkbox"/>	<input type="checkbox"/>	92	TOILET, RESIDENTIAL STYLE, REPL. HANDLE LEVER ASSE	_____
<input type="checkbox"/>	<input type="checkbox"/>	93	TOILET, RESIDENTIAL STYLE. REPL. BALL PLUNGER.	_____
<input type="checkbox"/>	<input type="checkbox"/>	94	FAN, EXHAUST, REPAIR/CLEAN	_____
<input type="checkbox"/>	<input type="checkbox"/>	95	FAN, EXHAUST, ROOM, REPLACE MOTOR, BLOWER ASSEMBLY	_____
<input type="checkbox"/>	<input type="checkbox"/>	96	FAN, EXHAUST COVER, REPLACE.	_____
<input type="checkbox"/>	<input type="checkbox"/>	97	SWITCH, SINGLE POLE, LIGHT,FAN, REPLACE WITH NEW.	_____
<input type="checkbox"/>	<input type="checkbox"/>	98	SWITCH, SINGLE, COVER REPLACE.	_____
<input type="checkbox"/>	<input type="checkbox"/>	99	RECEPTICLE, ELECTRICAL DUPLEX, REPAIR	_____
<input type="checkbox"/>	<input type="checkbox"/>	100	RECEPTICLE, ELECTRICAL, DUPLEX, INSTALL NEW	_____
<input type="checkbox"/>	<input type="checkbox"/>	101	RECEPTICLE, GFI, ELECTRICAL, REPLACE WITH NEW.	_____
<input type="checkbox"/>	<input type="checkbox"/>	102	SWTCH, DUPLEX REPAIR.	_____
<input type="checkbox"/>	<input type="checkbox"/>	103	SWITCH, DUPLEX , REPLACE WITH NEW	_____
<input type="checkbox"/>	<input type="checkbox"/>	104	SWITCH, PUSH BUTTON FOR LIGHT, REPLACE.	_____
<input type="checkbox"/>	<input type="checkbox"/>	105	RECEPTICLE, COVER, REPLACE.	_____
<input type="checkbox"/>	<input type="checkbox"/>	106	DETECTOR, SMOKE, SECURE.	_____





PM Checklist

Job Plan: PMCYCHP510

Work Order: _____

Description: SEMI ANNUAL MECH.,STRUC., & ELEC. MAINTENANCE PM


Bldg #: _____

Equipment #: _____

Task List

<u>Tech</u>	<u>QC</u>	<u>Task</u>	<u>Task Description</u>	<u>Notes</u>
<input type="checkbox"/>	<input type="checkbox"/>	107	DETECTOR, SMOKE, REPLACE WITH NEW.	_____
<input type="checkbox"/>	<input type="checkbox"/>	108	DETECTOR, SMOKE, BATTERY, REPLACE.	_____
<input type="checkbox"/>	<input type="checkbox"/>	109	FIXTURE, 2 FT FLUORESCENT, RELAMP	_____
<input type="checkbox"/>	<input type="checkbox"/>	110	FIXTURE, 3 FT FLUORESCENT, RELAMP.	_____
<input type="checkbox"/>	<input type="checkbox"/>	111	FIXTURE, 4 FT FLUORESCENT, RELANP	_____
<input type="checkbox"/>	<input type="checkbox"/>	112	FIXTURE, 8 FT FLUORESCENT, RELAMP, 10' CEILING.	_____
<input type="checkbox"/>	<input type="checkbox"/>	113	FIXTURE, 2 FT FLUORESCEN, REPLACE BALLAST	_____
<input type="checkbox"/>	<input type="checkbox"/>	114	FIXTURE, 3 FT FLUORESCENT, REPLACE BALLAST	_____
<input type="checkbox"/>	<input type="checkbox"/>	115	FIXTURE, 4 FT FLUORESCENT, REPLACE BALLAST.	_____
<input type="checkbox"/>	<input type="checkbox"/>	116	FIXTURE, 8 FT FLUORESCENT, REPLACE BALLAST 10'CEIL	_____
<input type="checkbox"/>	<input type="checkbox"/>	117	FIXTURE, 7 W FLUORESCENT, HARRIS LIGHT, RELAMP	_____
<input type="checkbox"/>	<input type="checkbox"/>	118	FIXTURE, 7 W FLUOR, HARRIS LIGHT, REPLACE BALLAST.	_____
<input type="checkbox"/>	<input type="checkbox"/>	119	FIXTURE, 2 FT FLUORESCENT, REPLACE WITH NEW	_____
<input type="checkbox"/>	<input type="checkbox"/>	120	FIXTURE, 3 FT FLUORESCENT, REPLACE WITH NEW.	_____
<input type="checkbox"/>	<input type="checkbox"/>	121	FIXTURE, 4 FT FLUORESCENT, REPLACE WITH NEW.	_____
<input type="checkbox"/>	<input type="checkbox"/>	122	FIXTURE, FLUORESCENT, HARRIS EXTERIOR, LIGHT.	_____
<input type="checkbox"/>	<input type="checkbox"/>	123	FIXTURE, INCADESCENT, RELAMP	_____
<input type="checkbox"/>	<input type="checkbox"/>	124	FIXTURE, FLUORESCENT, EXIT LIGHT REPAIR.	_____
<input type="checkbox"/>	<input type="checkbox"/>	125	FIXTURE, EMERGENCY LIGHT, REPLACE BATTERY	_____
<input type="checkbox"/>	<input type="checkbox"/>	126	FIXTURE, EMERGENCY LIGHT, REPLACE WITH NEW.	_____
<input type="checkbox"/>	<input type="checkbox"/>	127	FIXTURE, "U" SHAPED FUOR, LOUNGE REPLACE LAMP	_____
<input type="checkbox"/>	<input type="checkbox"/>	128	FIXTURE, "U"SHAPED FLUORESCENT, REPLACE BALLAST.	_____
<input type="checkbox"/>	<input type="checkbox"/>	129	LENS, 2 FT FLUORESCENT, REPLACE.	_____
<input type="checkbox"/>	<input type="checkbox"/>	130	LENS, 3 FT FLUORESCENT, REPLACE	_____
<input type="checkbox"/>	<input type="checkbox"/>	131	LENS, 4 FT FLUORESCENT, REPLACE	_____
<input type="checkbox"/>	<input type="checkbox"/>	132	LENS, HARRIS EXTERIOR , REPLACE	_____

22



PM Checklist


Job Plan: PMCYCHP510
Description: SEMI ANNUAL MECH.,STRUC., & ELEC. MAINTENANCE PM

Work Order: _____
Bldg #: _____
Equipment #: _____

Task List

<u>Tech</u>	<u>QC</u>	<u>Task</u>	<u>Task Description</u>	<u>Notes</u>
<input type="checkbox"/>	<input type="checkbox"/>	133	LENS, INCADESCENT, JELLY JAR STYLE.	_____
<input type="checkbox"/>	<input type="checkbox"/>	134	URINAL, REPAIR FLUSH HANDLE WITH REPAIR KIT.	_____
<input type="checkbox"/>	<input type="checkbox"/>	135	URINAL, REPAIR FLUSH VALVE WITH REPAIR KIT	_____
<input type="checkbox"/>	<input type="checkbox"/>	136	URINAL, FLUSH VALVE REPLACE.	_____
<input type="checkbox"/>	<input type="checkbox"/>	137	TOILET, FLUSH VALVE REPLACE.	_____
<input type="checkbox"/>	<input type="checkbox"/>	138	LOCK, INSTALL A LOCK, DOOR SAVER, INSTALL..	_____
<input type="checkbox"/>	<input type="checkbox"/>	139	COVER, AC ACCESS PANEL, SECURE.	_____
<input type="checkbox"/>	<input type="checkbox"/>	140	DRAIN, TOILET , UNSTOP	_____
<input type="checkbox"/>	<input type="checkbox"/>	141	DRAIN, FLOOR UNSTOP	_____
<input type="checkbox"/>	<input type="checkbox"/>	142	DRAIN, SHOWER UNSTOP	_____
<input type="checkbox"/>	<input type="checkbox"/>	143	WEATHERSTRIPPING, DOOR, SECURE.	_____
<input type="checkbox"/>	<input type="checkbox"/>	144	WEATHERSTRIPPING, INSTALL NEW ON DOOR CASING.	_____
<input type="checkbox"/>	<input type="checkbox"/>	145	DRIP CAP, SECURE.	_____
<input type="checkbox"/>	<input type="checkbox"/>	146	DRIP CAP, INSTALL NEW.	_____
<input type="checkbox"/>	<input type="checkbox"/>	147	ESCUTCHEON. SHOWER PIPE, INSTALL NEW.	_____
<input type="checkbox"/>	<input type="checkbox"/>	148	DISH, SOAP, PLASTIC INSTALL	_____
<input type="checkbox"/>	<input type="checkbox"/>	149	MISCELLANEOUS STRUCTURAL REPAIRS	_____
<input type="checkbox"/>	<input type="checkbox"/>	150	MISCELLANEOUS MECHANICAL REPAIRS	_____
<input type="checkbox"/>	<input type="checkbox"/>	151	MISCELLANEOUS ELECTRICAL REPAIRS.	_____
<input type="checkbox"/>	<input type="checkbox"/>	152	TIME ALLOWED FOR RE-LOCATING TRAILER TO WORK SITE.	_____
<input type="checkbox"/>	<input type="checkbox"/>	153	TIME ALLOWED FOR SECURING TOOLS DAILY	_____
<input type="checkbox"/>	<input type="checkbox"/>	155	TIME ALLOWED FOR JOB RELATED CLEAN UP PER ROOM	_____
<input type="checkbox"/>	<input type="checkbox"/>	156	TIME ALLOWED FOR IDENTIFYING DESCREANCIES.	_____
<input type="checkbox"/>	<input type="checkbox"/>	157	VIEWER, DOOR ,REPLACE	_____
<input type="checkbox"/>	<input type="checkbox"/>	158	GRILLE, RETURN, INSTALL NEW	_____
<input type="checkbox"/>	<input type="checkbox"/>	159	GRILLE, SUPPLY, INSTALL NEW	_____

28



PM Checklist

Job Plan: PMCYCHP510

Work Order: _____

Description: SEMI ANNUAL MECH.,STRUC., & ELEC. MAINTENANCE PM

Bldg #: _____

Equipment #: _____

Task List

<u>Tech</u>	<u>QC</u>	<u>Task</u>	<u>Task Description</u>	<u>Notes</u>
<input type="checkbox"/>	<input type="checkbox"/>	160	GRILLE, DEHUMID GRILL, INSTALL NEW	_____
<input type="checkbox"/>	<input type="checkbox"/>	161	TOILET, REPAIR, REPLACE O RING ON FLUSH VALVE	_____
<input type="checkbox"/>	<input type="checkbox"/>	162	FAUCET, LAVATORY, BONNETT REPLACE	_____
<input type="checkbox"/>	<input type="checkbox"/>	163	VALVE, SHOWER, BONNETT REPLACE	_____
<input type="checkbox"/>	<input type="checkbox"/>	164	VALVE, SHOWER VALVE COVER PLATE, REPLACE	_____
<input type="checkbox"/>	<input type="checkbox"/>	165	TOILET, FLUSH VALVE, REPLACE STEM	_____
<input type="checkbox"/>	<input type="checkbox"/>	166	FAUCET, STEM COLD REPLACE	_____
<input type="checkbox"/>	<input type="checkbox"/>	167	SMOKE DETECTOR, TEST FOR OPERATION	_____

Tech Certification

Signature _____ Date _____
 The above individual certifies that all applicable work was performed in accordance with the associated work order, the manufacturer's specifications for the item serviced, and the contract Performance Work Statement.


QC Certification

Signature _____ Date _____
 The individual above certifies that a quality control inspection was performed on the date indicated, that all required tasks were accomplished, and the quality of the material and workmanship met or exceeded the specifications of the contract; or that noted discrepancies were reported to the proper individual for corrections.

Labor Record

Tech Name	Hours
_____	_____
_____	_____
_____	_____
_____	_____

62



018

BASE MAINTENANCE JOB ORDER

FY 01	AG/SAG	REQ. CODE			REQUEST # PM # 047A-01		DIST. DATE - BY 5-31-01		FACILITY # HP-510	
AAC M67001	FA 23	WC	FC	OC/SOC	CAC	BRC	JN/LU EBGO	RON	RBC	
WGC	TYPE OF WORK REPAIR		PROJECT #		SKETCH	PLAN	SPECIAL INSTRUCTIONS CYCLIC MAINTENANCE			

FOR FURTHER INFORMATION CONTACT: JOHN YANKOSKY 451-0877 TICKET # 01-39743

GENERAL JOB DESCRIPTION: MISC. STRUCTURAL, ELECTRICAL, MECHANICAL, & PLUMBING REPAIRS TO ALL ROOMS AND PUBLIC AREAS

FOR ENTRY INTO BUILDING CONTACT: GY ST LAKE 451-9027

START DATE: 8/6/01 NEED MATERIAL BY: 7/30/01

START DATE: COMPLETE BY: COMPLETION DATE: 8/17/01

PHASE SEQUENCE			SUMMARY OF ESTIMATES					
PHASE NO.	WORK CTR	EST HRS	SHEET NO.	WORK CTR	LABOR HRS	LABOR COST	MATERIAL COST	TOTAL COST
1	41 CG MECHAN	32		41CG MECHAN	32	\$ 941		\$ 941
2	41CG ELEC	32		41CG ELEC	32	\$ 941		\$ 941
3	41CG STRUCT	32		41CG STRUCT	32	\$ 941		\$ 941
							\$ 2,644	\$ 2,644
TOTALS					96	2823	2644	\$ 5,467


CONTINUED ON SH _0_ THRU _0_

PREPARED BY: JOHN YANKOSKY DATE: 05/29/01

REVIEWED BY: *new*

AUTHORIZED BY: *[Signature]* DATE: 5/31/01

SHEET _1_ OF _39_




*** PHASE DESCRIPTIONS ***

CRAFT/PHASE	JOB/IFS	WORK CENTER	CRAFT NAME	BLDG/ FACILITY	EST HOURS
1	1/1	41CG	COMPANY CONCEPT CARPENTER MISC STRUCTURAL, ELECTRICAL, MECHANICAL, & PLUMBING REPAIRS TO ALL ROOMS AND PUBLIC AREAS.	HP-510	0

*** TOTAL NUMBER OF PHASES ARE *** 1

*** THE LAST PHASE HAS BEEN PRINTED ***

2



WORK REQUEST NUMBER: HP 510
 ACCOUNT CODE NUMBER: B048
 PREPARED BY: JOHN YANKOSKY
 JOB ORDER NUMBER:

PHASE NO: 1 IFS PHASE NO: 1
 DATE CREATED: 00/12/14
 DELIVERY DATE: 02/01/20
 DELIVER MATERIALS TO: 41CG

①

MCN-NSN: 4510-TW-LBA-R30"0 UNIT OF ISSUE: EA SOURCE OF SUPPLY: BPA
 QUANTITY: 10 UNIT COST: 6.50 TOTAL COST: 65.00
 LOCATION:
 DESCRIPTION: BAR, TOWEL, 30" CHROME, W/BRACKETS, P/N 52220.
 S/S JACKSONVILLE BUILDERS
 JACKSONVILLE, NC.
 455-3961

②

MCN-NSN: 5340-MM-180-0-630 UNIT OF ISSUE: SE SOURCE OF SUPPLY: BPA
 QUANTITY: 8 UNIT COST: 5.25 TOTAL COST: 42.00
 LOCATION:
 DESCRIPTION: HINGE, CABINET, GRASS 1800-52 WITH BASE PLATE.
 S/S AMESCO
 NEW BERN, NC.
 1-800-682-0128


③

MCN-NSN: 6210-PF-440-20000 UNIT OF ISSUE: EA SOURCE OF SUPPLY: BPA
 QUANTITY: 6 UNIT COST: 22.50 TOTAL COST: 135.00
 LOCATION:
 DESCRIPTION: LENS, LIGHT, FLOUR FIXTURE, CRAVEN P/N 440-2, 2' LONG.
 HP-507,HP-508(HEAD)
 S/S CRAVEN ELECTRIC
 JACKSONVILLE, NC.
 353-4643
 CRAVEN ALSO GIVE ANOTHER PART # FOR SAME ITEM
 PART # B7-2
 S/S LONGLEY, 455-3311, GENE
 WILMINGTON ELECTRIC, 1-800-672-0434

④

MCN-NSN: 6210-PF-440-40000 UNIT OF ISSUE: EA SOURCE OF SUPPLY: BPA
 QUANTITY: 8 UNIT COST: 28.90 TOTAL COST: 231.20
 LOCATION:
 DESCRIPTION: LENS, LIGHT, F/FLOUR FIXTURE, CRAVEN P/N B7-4
 S/S CRAVEN ELECTRIC
 JACKSONVILLE, NC.
 353-4643

⑤



EPS JOB: HP 510

DATE: 01/05/29

*** FEJE - DETAILED ESTIMATES ***

PAGE: 2

*** BILL OF MATERIALS ***

WORK REQUEST NUMBER: HP 510
ACCOUNT CODE NUMBER: B048
PREPARED BY: JOHN YANKOSKY
JOB ORDER NUMBER:


PHASE NO: 1 IFS PHASE NO: 1
DATE CREATED: 00/12/14
DELIVERY DATE: 02/01/20
DELIVER MATERIALS TO: 41CG

SOS TOTAL COST:

\$473.20

*** CONTINUED ON PAGE 3 ***

4



WORK REQUEST NUMBER: HP 510
ACCOUNT CODE NUMBER: B048
PREPARED BY: JOHN YANKOSKY
JOB ORDER NUMBER:

PHASE NO: 1 IFS PHASE NO: 1
DATE CREATED: 00/12/14
DELIVERY DATE: 02/01/20
DELIVER MATERIALS TO: 41CG


5

MCN-NSN: 1000-16-X8"-HDSA0	UNIT OF ISSUE: EA	SOURCE OF SUPPLY: IHR
QUANTITY: 3	UNIT COST: 20.00	TOTAL COST: 60.00
LOCATION:		
DESCRIPTION: GRILLE, 16" X 8", HD (SA), SUPPLY		
HART & COOLEY PART# 16" X 8" HD (SA)		
S/S IHRIE SUPPLY, FH# 1-800-277-0188		

SOS TOTAL COST: \$60.00

*** CONTINUED ON PAGE 4 ***

5



WORK REQUEST NUMBER: HP 510
 ACCOUNT CODE NUMBER: B048
 PREPARED BY: JOHN YANKOSKY
 JOB ORDER NUMBER:

PHASE NO: 1 IFS PHASE NO: 1
 DATE CREATED: 00/12/14
 DELIVERY DATE: 02/01/20
 DELIVER MATERIALS TO: 41CG

6

MCN-NSN: 4510-01-200-65030 UNIT OF ISSUE: EA SOURCE OF SUPPLY: LOC
 QUANTITY: 10 UNIT COST: 1.69 TOTAL COST: 16.90
 LOCATION:
 DESCRIPTION: HOLDER, TOILET TISSUE ROLLED, SPRING LOADED, TO FIT BETWEEN
 2 FIXED POINTS. ROLLER

7

MCN-NSN: 4510-01-C00-06710 UNIT OF ISSUE: PR SOURCE OF SUPPLY: LOC
 QUANTITY: 3 UNIT COST: 4.90 TOTAL COST: 14.70
 LOCATION:
 DESCRIPTION: HOLDER, TOILET TISSUE, CHROME, P/N 632 SEACHROME.

8

MCN-NSN: 4730-00-221-23970 UNIT OF ISSUE: EA SOURCE OF SUPPLY: LOC
 QUANTITY: 4 UNIT COST: 2.94 TOTAL COST: 11.76
 LOCATION:
 DESCRIPTION: SPUD, WATER CLOSET, 1-1/2" NPT, FULL OPEN TYPE,
 BRASS, W/GASKET & FRICTION RING, P/N 9660112 CRANE.
 THIS IS MOST COMMONLY USED 1 1/2
 THIS IS USED FOR TOLIET
 FERGUSONS PART #PF103, PHONE # 353-9088


9

MCN-NSN: 5935-01-012-30800 UNIT OF ISSUE: EA SOURCE OF SUPPLY: LOC
 QUANTITY: 5 UNIT COST: 1.87 TOTAL COST: 9.35
 LOCATION:
 DESCRIPTION: RECEPTACLE, DUPLEX.

10

MCN-NSN: 5975-00-494-06530 UNIT OF ISSUE: EA SOURCE OF SUPPLY: LOC
 QUANTITY: 5 UNIT COST: .48 TOTAL COST: 2.40
 LOCATION:
 DESCRIPTION: PLATE, WALL, ELEC, 2 GANG, SNAP-TUMBLER TYPE, FLUSH
 BROWN PLASTIC.

11



WORK REQUEST NUMBER: HP 510
 ACCOUNT CODE NUMBER: B048
 PREPARED BY: JOHN YANKOSKY
 JOB ORDER NUMBER:

PHASE NO: 1 IFS PHASE NO: 1
 DATE CREATED: 00/12/14
 DELIVERY DATE: 02/01/20
 DELIVER MATERIALS TO: 41CG

(11)

MCN-NSN: 6135-00-900-21390 UNIT OF ISSUE: PG SOURCE OF SUPPLY: LOC
 QUANTITY: 3 UNIT COST: 7.81 TOTAL COST: 23.43
 LOCATION:
 DESCRIPTION: BATTERY 9V, RECTANGULAR WITH 2 SNAP PINS
 USED FOR BACKUP BATTERY ON SMOKE DETECTORS
 CARRIED IN WAREHOUSE
 UNIT OF ISSUE IS PACKAGE, (12 BATTERIES/PACKAGE)

(12)

MCN-NSN: 6210-01-C00-09580 UNIT OF ISSUE: EA SOURCE OF SUPPLY: LOC
 QUANTITY: 1 UNIT COST: 36.50 TOTAL COST: 36.50
 LOCATION:
 DESCRIPTION: TIXTURE, FLUOR, 9W, REPLACES 4 FT LIGHTS, OUTSIDE ONLY
 S/S LOCAL WAREHOUSE
 USED IN HEADS AT FC -515 & FC-520
 ORDERED FOR FC-520
 USED TO REPLACE 4 FT PASSAGEWAY & EXT LIGHTS, CLEAR LENS
 HARRIS MODEL # 30-CP-29-PL-NPF-120LP
 SHEPPARD ELECTRIC
 OR LONGLEY SUPPLY 455-3311, GENE


(13)

MCN-NSN: 6210-01-C00-11480 UNIT OF ISSUE: EA SOURCE OF SUPPLY: LOC
 QUANTITY: 10 UNIT COST: 33.63 TOTAL COST: 336.30
 LOCATION:
 DESCRIPTION: LENS, COVER, FLUORESCENT LIGHT, W/FLANGE "CUSTOM
 DIFFUSER (P/N UNIQUE TO LONGLEY SUPPLY FOR MALCOLITE)
 49-1/4", P/N MAL 950-4774 (MALCOLITE)
 USED IN ROOM OVERHEAD,HP-507,HP-508, WT ROOM 1042

(14)

MCN-NSN: 6240-00-299-72500 UNIT OF ISSUE: EA SOURCE OF SUPPLY: LOC
 QUANTITY: 24 UNIT COST: 2.35 TOTAL COST: 56.40
 LOCATION:
 DESCRIPTION: LAMP, FLUOR, 20W, MED BIPIN, T-12 BULB, WARM WHITE,
 PREHEAT START, 24"

(15)



WORK REQUEST NUMBER: HP 510
ACCOUNT CODE NUMBER: B048
PREPARED BY: JOHN YANKOSKY
JOB ORDER NUMBER:

PHASE NO: 1 IFS PHASE NO: 1
DATE CREATED: 00/12/14
DELIVERY DATE: 02/01/20
DELIVER MATERIALS TO: 41CG

15

MCN-NSN: 6240-01-004-31070 UNIT OF ISSUE: BX SOURCE OF SUPPLY: LOC
QUANTITY: 2 UNIT COST: 34.20 TOTAL COST: 68.40
LOCATION:
DESCRIPTION: LAMP, FLOUR, MED BIPIN, T-12 BULB, COOL WHITE 35W,
T-BULB STYLE, 48" LONG. 30 PER BOX.


16

MCN-NSN: 6240-01-C00-18320 UNIT OF ISSUE: EA SOURCE OF SUPPLY: LOC
QUANTITY: 24 UNIT COST: 10.80 TOTAL COST: 259.20
LOCATION:
DESCRIPTION: LAMP, FLUOR, T-8 U-SHAPED, (USED IN LOUNGE)
RENOVATED BY MWR.
S/S CARRIED IN WAREHOUSE
UNIT OF ISSUE IS EACH BUT PACKAGED 12 TO A CASE
PHILLIPS P/N FB32T8/TL735/6
S/S LONGLEY SUPPLY

SOS TOTAL COST: \$835.34

*** CONTINUED ON PAGE 7 ***

9



WORK REQUEST NUMBER: HP 510
ACCOUNT CODE NUMBER: B048
PREPARED BY: JOHN YANKOSKY
JOB ORDER NUMBER:

PHASE NO: 1 IFS PHASE NO: 1
DATE CREATED: 00/12/14
DELIVERY DATE: 02/01/20
DELIVER MATERIALS TO: 41CG

(17)

MCN-NSN: 3960-EA-GL#-13010 UNIT OF ISSUE: EA SOURCE OF SUPPLY: LON
QUANTITY: 10 UNIT COST: .58 TOTAL COST: 5.80

LOCATION:


DESCRIPTION: SWITCH, NARROW, SINGLE POLE FOR NIGHT LIGHT
S/S LONGLEY SUPPLY, 455-3311
PART#EAGLE 1301B
S/ WILMINGTON ELECTRIC, JOHN VALENZUELA, RODNEY, 1-800-672-0434
PART # 660WG/BLK

.
. .
. .

SOS TOTAL COST: \$5.80

*** CONTINUED ON PAGE 8 ***

(b)



WORK REQUEST NUMBER: HP 510
ACCOUNT CODE NUMBER: B048
PREPARED BY: JOHN YANKOSKY
JOB ORDER NUMBER:

PHASE NO: 1 IFS PHASE NO: 1
DATE CREATED: 00/12/14
DELIVERY DATE: 02/01/20
DELIVER MATERIALS TO: 41CG


18

MCN-NSN: 4210-86-RAC-BATTO	UNIT OF ISSUE: EA	SOURCE OF SUPPLY: MAD
QUANTITY: 5	UNIT COST: 10.00	TOTAL COST: 50.00
LOCATION:		
DESCRIPTION: SMOKE DETECTOR, 120V & 9 VOLT BATTERY BATTERY INCLUDED S/S MADDUX, PH # 1-800-849-5506, LISA MADDUX PART # 86 RAC 120V WITH BATTERY BACK UP		

SOS TOTAL COST: \$50.00

*** CONTINUED ON PAGE 9 ***

19



WORK REQUEST NUMBER: HP 510
 ACCOUNT CODE NUMBER: B048
 PREPARED BY: JOHN YANKOSKY
 JOB ORDER NUMBER:

PHASE NO: 1 IFS PHASE NO: 1
 DATE CREATED: 00/12/14
 DELIVERY DATE: 02/01/20
 DELIVER MATERIALS TO: 41CG

(19)

MCN-NSN: 4510-AE-RAR-TOR00 UNIT OF ISSUE: EA SOURCE OF SUPPLY: PAL
 QUANTITY: 20 UNIT COST: 1.08 TOTAL COST: 21.60
 LOCATION:
 DESCRIPTION: AERATOR, DUAL, 15/16"MALE/FEMALE
 S/S PALMETTO, 1-800-830-0426
 PART # P027-01

(20)

MCN-NSN: 4510-BO-NNT-DICKO UNIT OF ISSUE: EA SOURCE OF SUPPLY: PAL
 QUANTITY: 10 UNIT COST: 3.85 TOTAL COST: 38.50
 LOCATION:
 DESCRIPTION: FAUCET, BONNET FOR DICK FAUCET
 S/S PALMETTO, 1-800-0436
 PART # P099-92BS SMALL BONNET

(21)

MCN-NSN: 4510-HA-NDL-DICKO UNIT OF ISSUE: EA SOURCE OF SUPPLY: PAL
 QUANTITY: 8 UNIT COST: 5.63 TOTAL COST: 45.04
 LOCATION:
 DESCRIPTION: FAUCET HANDLE FOR DICK FAUCET
 S/S PALMETTO, 1-830-0426
 PART # P024-0710


(22)

MCN-NSN: 4510-MA-RKI-IHDDO UNIT OF ISSUE: EA SOURCE OF SUPPLY: PAL
 QUANTITY: 2 UNIT COST: 13.41 TOTAL COST: 26.82
 LOCATION:
 DESCRIPTION: SHOWER VALVE HANDLE FOR MARK II SPEAKMAN VALVE
 S/S PALMETTO, 1-800-830-0426
 PART # P024-207P, ORDERED FOR HP-507

(23)

MCN-NSN: 4510-PA-CKI-DICKO UNIT OF ISSUE: EA SOURCE OF SUPPLY: PAL
 QUANTITY: 20 UNIT COST: .41 TOTAL COST: 8.20
 LOCATION:
 DESCRIPTION: DOME PACKING FOR DICK FAUCET
 S/S PALMETTO, 1-830-0426
 PART #P005-121

(1)



WORK REQUEST NUMBER: HP 510
 ACCOUNT CODE NUMBER: B048
 PREPARED BY: JOHN YANKOSKY
 JOB ORDER NUMBER:

PHASE NO: 1 IFS PHASE NO: 1
 DATE CREATED: 00/12/14
 DELIVERY DATE: 02/01/20
 DELIVER MATERIALS TO: 41CG

(24)

MCN-NSN: 4510-SL-OAN-KIT00 UNIT OF ISSUE: EA SOURCE OF SUPPLY: PAL
 QUANTITY: 10 UNIT COST: 13.85 TOTAL COST: 138.50
 LOCATION:
 DESCRIPTION: KIT FOR SLOAN FLUSH VALVE, TOILET
 KIT INCLUDED DROP IN KIT FOR VALVE AND FLUSH HANDLE
 S/S PALMETTO, 1-800-830-0426
 PART # P063-08

(25)

MCN-NSN: 4510-SP-EAK-MAN20 UNIT OF ISSUE: EA SOURCE OF SUPPLY: PAL
 QUANTITY: 2 UNIT COST: 35.28 TOTAL COST: 70.56
 LOCATION:
 DESCRIPTION: SHOWER VALVE KIT, MARK II SPEAKMAN
 FOR REPAIRING DRIP FROM SHOWER
 S/S PALMETTO PARTS, 1-800-830-0426
 REGULATING MODULE, PART # P-099-288
 ORDERED FOR HP-507


(26)

MCN-NSN: 4510-ST-EMH-DICKO UNIT OF ISSUE: EA SOURCE OF SUPPLY: PAL
 QUANTITY: 10 UNIT COST: 8.82 TOTAL COST: 88.20
 LOCATION:
 DESCRIPTION: FAUCET STEM FOR DICK, HOT DB STEM
 S/S PALMETTO, 1-800-830-0426
 PART #P099-092H

(27)

MCN-NSN: 4510-ST-EMM-DICKO UNIT OF ISSUE: EA SOURCE OF SUPPLY: PAL
 QUANTITY: 10 UNIT COST: 8.82 TOTAL COST: 88.20
 LOCATION:
 DESCRIPTION: DICK BROTHERS STEM, LH, DB STEM
 S/S PALMETTO, 1-800-830-0426
 PART # P099-092C

(12)



WORK REQUEST NUMBER: HP 510
ACCOUNT CODE NUMBER: B048
PREPARED BY: JOHN YANKOSKY
JOB ORDER NUMBER:

PHASE NO: 1 IFS PHASE NO: 1
DATE CREATED: 00/12/14
DELIVERY DATE: 02/01/20
DELIVER MATERIALS TO: 41CG

28

MCN-NSN: 4510-ZU-RNT-DILE0 UNIT OF ISSUE: EA SOURCE OF SUPPLY: PAL
QUANTITY: 10 UNIT COST: 2.22 TOTAL COST: 22.20
LOCATION:
DESCRIPTION: KIT, VACUUM BREAKER FOR SLOAN TOILET FLUSH VALVE
S/S PALMETTO, 1-800-830-0426
PART # P063-15

29

MCN-NSN: 5340-00-PAD-DH000 UNIT OF ISSUE: EA SOURCE OF SUPPLY: PAL
QUANTITY: 10 UNIT COST: .49 TOTAL COST: 4.90
LOCATION:
DESCRIPTION: DOOR STOP PAD FOR DURABLE KICK DOWN
S/S PALMETTO, 1-800-830-0426
PART # DH26


30

MCN-NSN: 5340-KI-DWN-STOPO UNIT OF ISSUE: EA SOURCE OF SUPPLY: PAL
QUANTITY: 1 UNIT COST: 6.10 TOTAL COST: 6.10
LOCATION:
DESCRIPTION: DOOR STOP, KICK DOWN, MORE DURABLE
DO NOT SUBSTITUTE
PART # DH25, PART # FOR RUBBER PAD IS DH26, .49CENTS
S/S PALMETTO PARTS
MYRTLE BEACH, S.C. PH # 1-800-830-0426

SOS TOTAL COST: \$558.82

*** CONTINUED ON PAGE 12 ***

13



WORK REQUEST NUMBER: HP 510
ACCOUNT CODE NUMBER: B048
PREPARED BY: JOHN YANKOSKY
JOB ORDER NUMBER:

PHASE NO: 1 IFS PHASE NO: 1
DATE CREATED: 00/12/14
DELIVERY DATE: 02/01/20
DELIVER MATERIALS TO: 41CG

37

MCN-NSN: 4510-00-SCD-TTVA0 UNIT OF ISSUE: EA SOURCE OF SUPPLY: SCT
QUANTITY: 10 UNIT COST: 2.00 TOTAL COST: 20.00

LOCATION:


DESCRIPTION: HANDLE, VANITY, CHROME FLT, U-SHAPED
USED AT GEIGER & 500 AREA & FC 571 & HP 500 AREA
U-SHAPED VANITY HANDLES
S/S SCOTT
4" CENTER, PLEASE INCLUDE MOUNTING SCREWS
MAKE SURE THEY ARE 4 " CENTER HAVE RECEIVED WITH 3"

.
. .
. .

SOS TOTAL COST: \$20.00

*** CONTINUED ON PAGE 13 ***

52



WORK REQUEST NUMBER: HP 510
ACCOUNT CODE NUMBER: B048
PREPARED BY: JOHN YANKOSKY
JOB ORDER NUMBER:

PHASE NO: 1 IFS PHASE NO: 1
DATE CREATED: 00/12/14
DELIVERY DATE: 02/01/20
DELIVER MATERIALS TO: 41CG

52

MCN-NSN: 7310-00-671-FAN00 UNIT OF ISSUE: EA SOURCE OF SUPPLY: SHP
QUANTITY: 4 UNIT COST: 48.00 TOTAL COST: 192.00

LOCATION:


DESCRIPTION: FAN, EXHAUST FAN ASSEMBLY FOR BROAN 676C/F
S/S JOHNSTONE SUPPLY, 989-0800, DANIEL
PART # FOR FAN ASSEMBL IS 97009744
ASSMBLY INCLUDES MOTOR PLATE, MOTOR & IMPELLER
NEED FAN ASSEMBLY # 97009744

.
. .
. .

SOS TOTAL COST: \$192.00

*** CONTINUED ON PAGE 14 ***

51



WORK REQUEST NUMBER: HP 510
ACCOUNT CODE NUMBER: B048
PREPARED BY: JOHN YANKOSKY
JOB ORDER NUMBER:

PHASE NO: 1 IFS PHASE NO: 1
DATE CREATED: 00/12/14
DELIVERY DATE: 02/01/20
DELIVER MATERIALS TO: 41CG

33

MCN-NSN: 6240-IN-CAD-100WO UNIT OF ISSUE: EA SOURCE OF SUPPLY: SUP
QUANTITY: 100 UNIT COST: 4.49 TOTAL COST: 449.00
LOCATION:


DESCRIPTION: LAMP, 100W INCANDESCENT LONG LIFE
S/S SUPERIOR LAMP, 910-395-0469
PART # 100A19/FR/20M
100 WATT INCANDESCENT GENERAL SERVICE HEAVY DUTY
FROSTED BULB.

.
. .
. .

SOS TOTAL COST: \$449.00

PHASE TOTAL COST: \$2644.16

10



HP-501

CYCLIC MAINTENANCE

AREA & FACILITY: HP-501 HP-510

INSPECTOR _____

SHEET # 1 OF _____

INSPECTION AREAS	ROOM # <u>100</u>			ROOM # <u>102</u>			ROOM # <u>104</u>			ROOM # <u>106</u>			ROOM # <u>108</u>		
	RPR	RPL	REMARKS	RPR	RPL	REMARKS	RPR	RPL	REMARKS	RPR	RPL	REMARKS	RPL	RPK	REMARKS
NIGHT LIGHT															
OVERHEAD LIGHT															
VANITY LIGHT															
FAUCET															
EXHAUST FAN															
TOILET															
TOILET PAPER HOLD.															
SHOWER HEAD															
INSPECTIO AREAS:	ROOM # <u>110</u>			ROOM # <u>112</u>			ROOM # <u>114</u>			ROOM # <u>116</u>			ROOM # <u>118</u>		
	RPR	RPL	REMARKS	RPR	RPL	REMARKS	RPR	RPL	REMARKS	RPR	RPL	REMARKS	RPL	RPK	REMARKS
NIGHT LIGHT															
OVERHEAD LIGHT															
VANITY LIGHT															
FAUCET															
EXHAUST FAN															
TOILET															
TOILET PAPER HOLDER															
SHOWER HEAD															


REMARKS: ROOM #'S AC FAN UNIT NOT WORKING:


ROOM #'S ENTRANCE DOOR LOCK

ROOM#'S PAINT PEELING/MOLD

ROOM #'S WALL LOCKER NEEDS REPAIR

SHT # 17





CYCLIC MAINTENANCE

AREA & FACILITY: _____

INSPECTOR _____

SHEET # 3 OF _____


INSPECTION AREAS	ROOM # <u>139</u>			ROOM # <u>137</u>			ROOM # <u>135</u>			ROOM # <u>133</u>			ROOM # <u>131</u>		
	RPR	RPL	REMARKS	RPR	RPL	REMARKS	RPR	RPL	REMARKS	RPR	RPL	REMARKS	RPL	RPK	REMARKS
NIGHT LIGHT															
OVERHEAD LIGHT															
VANITY LIGHT															
FAUCET															
EXHAUST FAN															
TOILET															
TOILET PAPER HOLD.															
SHOWER HEAD															
INSPECTIO AREAS:	ROOM # <u>129</u>			ROOM # <u>127</u>			ROOM # <u>125</u>			ROOM # <u>123</u>			ROOM # <u>121</u>		
	RPR	RPL	REMARKS	RPR	RPL	REMARKS	RPR	RPL	REMARKS	RPR	RPL	REMARKS	RPL	RPK	REMARKS
NIGHT LIGHT															
OVERHEAD LIGHT															
VANITY LIGHT															
FAUCET															
EXHAUST FAN															
TOILET															
TOILET PAPER HOLDER															
SHOWER HEAD															

REMARKS: ROOM #'S AC FAN UNIT NOT WORKING:

ROOM #'S ENTRANCE DOOR LOCK

ROOM#'S PAINT PEELING/MOLD
ROOM #'S WALL LOCKER NEEDS REPAIR

SHT # 19



CYCLIC MAINTENANCE

AREA & FACILITY: _____

INSPECTOR _____


SHEET # 4 OF _____

INSPECTION AREAS	ROOM # <u>119</u>			ROOM # <u>117</u>			ROOM # <u>115</u>			ROOM # <u>113</u>			ROOM # <u>111</u>		
	RPR	RPL	REMARKS	RPR	RPL	REMARKS	RPR	RPL	REMARKS	RPR	RPL	REMARKS	RPL	RPK	REMARKS
NIGHT LIGHT															
OVERHEAD LIGHT															
VANITY LIGHT															
FAUCET															
EXHAUST FAN															
TOILET															
TOILET PAPER HOLD.															
SHOWER HEAD															
INSPECTIO AREAS:	ROOM # <u>109</u>			ROOM # <u>107</u>			ROOM # <u>105</u>			ROOM # <u>103</u>			ROOM # <u>101</u>		
	RPR	RPL	REMARKS	RPR	RPL	REMARKS	RPR	RPL	REMARKS	RPR	RPL	REMARKS	RPL	RPK	REMARKS
NIGHT LIGHT															
OVERHEAD LIGHT															
VANITY LIGHT															
FAUCET															
EXHAUST FAN															
TOILET															
TOILET PAPER HOLDER															
SHOWER HEAD															

REMARKS: ROOM #'S AC FAN UNIT NOT WORKING: _____

 ROOM #'S ENTRANCE DOOR LOCK _____
 ROOM#'S PAINT PEELING/MOLD _____
 ROOM #'S WALL LOCKER NEEDS REPAIR _____

SHT # 20



CYCLIC MAINTENANCE

AREA & FACILITY: _____

INSPECTOR _____

SHEET # 5 OF _____

INSPECTION AREAS	ROOM # <u>200</u>			ROOM # <u>202</u>			ROOM # <u>204</u>			ROOM # <u>206</u>			ROOM # <u>208</u>		
	RPR	RPL	REMARKS	RPR	RPL	REMARKS	RPR	RPL	REMARKS	RPR	RPL	REMARKS	RPL	RPK	REMARKS
NIGHT LIGHT															
OVERHEAD LIGHT															
VANITY LIGHT															
FAUCET															
EXHAUST FAN															
TOILET															
TOILET PAPER HOLD.															
SHOWER HEAD															
INSPECTIO AREAS:	ROOM # <u>210</u>			ROOM # <u>212</u>			ROOM # <u>214</u>			ROOM # <u>216</u>			ROOM # <u>218</u>		
	RPR	RPL	REMARKS	RPR	RPL	REMARKS	RPR	RPL	REMARKS	RPR	RPL	REMARKS	RPL	RPK	REMARKS
NIGHT LIGHT															
OVERHEAD LIGHT															
VANITY LIGHT															
FAUCET															
EXHAUST FAN															
TOILET															
TOILET PAPER HOLDER															
SHOWER HEAD															


REMARKS: ROOM #'S AC FAN UNIT NOT WORKING:


ROOM #'S ENTRANCE DOOR LOCK

ROOM#'S PAINT PEELING/MOLD

ROOM #'S WALL LOCKER NEEDS REPAIR

SHT # 21





CYCLIC MAINTENANCE

AREA & FACILITY: _____

INSPECTOR _____

SHEET # 7 OF _____

INSPECTION AREAS	ROOM # <u>239</u>			ROOM # <u>237</u>			ROOM # <u>235</u>			ROOM # <u>233</u>			ROOM # <u>231</u>		
	RPR	RPL	REMARKS	RPR	RPL	REMARKS	RPR	RPL	REMARKS	RPR	RPL	REMARKS	RPL	RPK	REMARKS
NIGHT LIGHT															
OVERHEAD LIGHT															
VANITY LIGHT															
FAUCET															
EXHAUST FAN															
TOILET															
TOILET PAPER HOLD.															
SHOWER HEAD															
INSPECTIO AREAS:	ROOM # <u>229</u>			ROOM # <u>227</u>			ROOM # <u>225</u>			ROOM # <u>223</u>			ROOM # <u>221</u>		
	RPR	RPL	REMARKS	RPR	RPL	REMARKS	RPR	RPL	REMARKS	RPR	RPL	REMARKS	RPL	RPK	REMARKS
NIGHT LIGHT															
OVERHEAD LIGHT															
VANITY LIGHT															
FAUCET															
EXHAUST FAN															
TOILET															
TOILET PAPER HOLDER															
SHOWER HEAD															


REMARKS: ROOM #'S AC FAN UNIT NOT WORKING:

ROOM #'S ENTRANCE DOOR LOCK

ROOM#'S PAINT PEELING/MOLD

ROOM #'S WALL LOCKER NEEDS REPAIR

SHT # 23



CYCLIC MAINTENANCE

AREA & FACILITY: _____

INSPECTOR _____

SHEET # 8 OF _____


INSPECTION AREAS	ROOM # <u>219</u>			ROOM # <u>217</u>			ROOM # <u>215</u>			ROOM # <u>213</u>			ROOM # <u>211</u>		
	RPR	RPL	REMARKS	RPR	RPL	REMARKS	RPR	RPL	REMARKS	RPR	RPL	REMARKS	RPL	RPK	REMARKS
NIGHT LIGHT															
OVERHEAD LIGHT															
VANITY LIGHT															
FAUCET															
EXHAUST FAN															
TOILET															
TOILET PAPER HOLD.															
SHOWER HEAD															
INSPECTIO AREAS:	ROOM # <u>209</u>			ROOM # <u>207</u>			ROOM # <u>205</u>			ROOM # <u>203</u>			ROOM # <u>201</u>		
	RPR	RPL	REMARKS	RPR	RPL	REMARKS	RPR	RPL	REMARKS	RPR	RPL	REMARKS	RPL	RPK	REMARKS
NIGHT LIGHT															
OVERHEAD LIGHT															
VANITY LIGHT															
FAUCET															
EXHAUST FAN															
TOILET															
TOILET PAPER HOLDER															
SHOWER HEAD															

REMARKS: ROOM #'S AC FAN UNIT NOT WORKING:

ROOM #'S ENTRANCE DOOR LOCK

ROOM#'S PAINT PEELING/MOLD
ROOM #'S WALL LOCKER NEEDS REPAIR

SHT # 24



CYCLIC MAINTENANCE

AREA & FACILITY: _____

INSPECTOR _____

SHEET # 9 OF _____


INSPECTION AREAS	ROOM # <u>300</u>			ROOM # <u>302</u>			ROOM # <u>304</u>			ROOM # <u>306</u>			ROOM # <u>308</u>		
	RPR	RPL	REMARKS	RPR	RPL	REMARKS	RPR	RPL	REMARKS	RPR	RPL	REMARKS	RPL	RPK	REMARKS
NIGHT LIGHT															
OVERHEAD LIGHT															
VANITY LIGHT															
FAUCET															
EXHAUST FAN															
TOILET															
TOILET PAPER HOLD.															
SHOWER HEAD															
INSPECTIO AREAS:	ROOM # <u>310</u>			ROOM # <u>312</u>			ROOM # <u>314</u>			ROOM # <u>316</u>			ROOM # <u>318</u>		
	RPR	RPL	REMARKS	RPR	RPL	REMARKS	RPR	RPL	REMARKS	RPR	RPL	REMARKS	RPL	RPK	REMARKS
NIGHT LIGHT															
OVERHEAD LIGHT															
VANITY LIGHT															
FAUCET															
EXHAUST FAN															
TOILET															
TOILET PAPER HOLDER															
SHOWER HEAD															

REMARKS: ROOM #'S AC FAN UNIT NOT WORKING:

ROOM #'S ENTRANCE DOOR LOCK

ROOM#'S PAINT PEELING/MOLD
ROOM #'S WALL LOCKER NEEDS REPAIR

SHT # 25



CYCLIC MAINTENANCE

AREA & FACILITY: _____


INSPECTOR _____

SHEET # 10 OF _____

INSPECTION AREAS	ROOM # <u>320</u>			ROOM # <u>322</u>			ROOM # <u>324</u>			ROOM # <u>326</u>			ROOM # <u>328</u>		
	RPR	RPL	REMARKS	RPR	RPL	REMARKS	RPR	RPL	REMARKS	RPR	RPL	REMARKS	RPL	RPK	REMARKS
NIGHT LIGHT															
OVERHEAD LIGHT															
VANITY LIGHT															
FAUCET															
EXHAUST FAN															
TOILET															
TOILET PAPER HOLD.															
SHOWER HEAD															
INSPECTIO AREAS:	ROOM # <u>330</u>			ROOM # <u>332</u>			ROOM # <u>334</u>			ROOM # <u>336</u>			ROOM # <u>338</u>		
	RPR	RPL	REMARKS	RPR	RPL	REMARKS	RPR	RPL	REMARKS	RPR	RPL	REMARKS	RPL	RPK	REMARKS
NIGHT LIGHT															
OVERHEAD LIGHT															
VANITY LIGHT															
FAUCET															
EXHAUST FAN															
TOILET															
TOILET PAPER HOLDER															
SHOWER HEAD															

REMARKS: _____

SHT # 26



CYCLIC MAINTENANCE

AREA & FACILITY: _____


INSPECTOR _____

SHEET # 11 OF _____

INSPECTION AREAS	ROOM # <u>339</u>			ROOM # <u>337</u>			ROOM # <u>335</u>			ROOM # <u>333</u>			ROOM # <u>332</u>		
	RPR	RPL	REMARKS	RPR	RPL	REMARKS	RPR	RPL	REMARKS	RPR	RPL	REMARKS	RPL	RPK	REMARKS
NIGHT LIGHT															
OVERHEAD LIGHT															
VANITY LIGHT															
FAUCET															
EXHAUST FAN															
TOILET															
TOILET PAPER HOLD.															
SHOWER HEAD															
INSPECTIO AREAS:	ROOM # <u>331</u>			ROOM # <u>329</u>			ROOM # <u>327</u>			ROOM # <u>325</u>			ROOM # <u>323</u>		
	RPR	RPL	REMARKS	RPR	RPL	REMARKS	RPR	RPL	REMARKS	RPR	RPL	REMARKS	RPL	RPK	REMARKS
NIGHT LIGHT															
OVERHEAD LIGHT															
VANITY LIGHT															
FAUCET															
EXHAUST FAN															
TOILET															
TOILET PAPER HOLDER															
SHOWER HEAD															

REMARKS: _____

SHT # 27



CYCLIC MAINTENANCE

AREA & FACILITY: _____


INSPECTOR _____


SHEET # 12 OF _____


INSPECTION AREAS	ROOM # <u>319</u>			ROOM # <u>317</u>			ROOM # <u>315</u>			ROOM # <u>313</u>			ROOM # <u>311</u>		
	RPR	RPL	REMARKS	RPR	RPL	REMARKS	RPR	RPL	REMARKS	RPR	RPL	REMARKS	RPL	RPK	REMARKS
NIGHT LIGHT															
OVERHEAD LIGHT															
VANITY LIGHT															
FAUCET															
EXHAUST FAN															
TOILET															
TOILET PAPER HOLD.															
SHOWER HEAD															
INSPECTIO AREAS:	ROOM # <u>309</u>			ROOM # <u>307</u>			ROOM # <u>305</u>			ROOM # <u>303</u>			ROOM # <u>301</u>		
	RPR	RPL	REMARKS	RPR	RPL	REMARKS	RPR	RPL	REMARKS	RPR	RPL	REMARKS	RPL	RPK	REMARKS
NIGHT LIGHT															
OVERHEAD LIGHT															
VANITY LIGHT															
FAUCET															
EXHAUST FAN															
TOILET															
TOILET PAPER HOLDER															
SHOWER HEAD															


REMARKS: _____


SHT # 28

















CSI	Item Description for HP-510	Takeoff Quantity	Unit	Mat Total
-----	-----------------------------	------------------	------	-----------

01 General Requirements

01520500	WORK TRAILER, SET UP		each	
01832350	TIME ALLOWED FOR SECURING TOOLS DAILY		DAYS	
01832350	TIME ALLOWED FOR CLEANUP PER ROOM		ROOM	
01832350	ESTIMATED TIME FOR GOING IN ROOMS WITH NO IDENTIFIED DESCR.		ROOM	
01832350	ESTIMATED TIME FOR REPAIRS ON BLDG WITH NO INSPECTION		ROOM	
01832350	TIME ALLOWED FOR DOCUMENTING REQUIRED REPAIRS IN ROOM		UNITS	
01832350	TIME ALLOWED FOR MECHANICAL REPAIRS	32.0	UNITS	
01832350	TIME ALLOWED FOR ELECTRICAL REPAIRS	32.0	UNITS	
01832350	TIME ALLOWED FOR STRUCTURAL REPAIRS.	32.0	UNITS	

Requirements Total **General Requirements Total**

06 Wood & Plastics

06110530	Framing joists, 2x8,mout/bolt concrete, sec dryers		each	
----------	--	--	------	--

Requirements Total **Wood & Plastics Total**

08 Doors & Windows

08710340	Doorstops, kick down pad, replace		each	
08710340	Door stop, holder, wall mounted with hook and bumper		each	
08710340	Pull handle, install, passageway door		each	
08710340	Door stop, kick down, mounted on door		each	
08710400	Lock, bathroom, passageway/ replace		each	
08710400	Passageway door, lock set, repair		each	
08720800	Threshold, install new		each	
08720800	Cover, drain, install on drain		each	
08720800	Vanity, cabinet hinges, secure		each	
08720800	Vanity, cabinet door, replace		each	
08720800	Vanity, cabinet door secure		each	
08720800	Vanity, cabinet hinges, replace		each	
08720800	Wall locker, repair		each	
08720800	Window, spray frosted tint to secure vision.		each	
08720800	Tile, ceramic around shower drain		each	
08720800	Tile, floor tile replace		each	
08720800	Window, lock replace		each	
08720800	Drip cap, secure		each	
08720800	Threshold, secure, existing unit		each	

Requirements Total **Doors & Windows Total**

09 Finishes


09510700	Tile, ceiling, remove ceiling fan & replace ceiling tile		each	
09510700	Tile, ceiling tile splein 2 x 2 ft		each	
09510700	Tile, ceiling 2 x 4' replace		each	
09510700	Tile, celing tile splein 1 x 4 ft		each	
09510700	Tile,ceiling, 2 x 2, replace		each	

Requirements Total **Finishes Total**

10 Specialties

10430200	signs, room, instal		each	
10430200	signs, toilet/sink etc., number identification		each	
10430200	signs, build.numb., instal		each	
10820100	Bathroom accessories, mirror 30 x 30		each	
10820100	Mirror, bathroom, 18 x 24.		each	
10820100	Bathroom accessories, toilet seat, rem.old & replace		each	
10820100	Bathroom accessories, toliet paper roller.		each	

35



CSI	Item Description for HP-510	Takeoff Quantity	Unit	Mat Total
10820100	Bathroom accessories, toilet paper holder, install new		each	
10820100	Bathroom accessories, towel bar, stainless steel, 18" long		each	
10820100	Bathroom accessories, towel hook, secure		each	
10820100	Bathroom accessories, coat hook, install		each	
10820100	Bathroom accessories, towel bar, stainless steel, 30" long		each	
10820100	Bathroom accessories, towel bar install, 24"		each	
10820100	Bathroom accessories, toilet partition, secure		each	
10820100	Bathroom accessories, tumbler holder, soap, tumbler & toothbrush		each	

alties Total **Specialties Total**

12 Furnishings

12493200	Drapery hardware, tray & curtain rod, adjustable, 30" to 48"		each	
----------	--	--	------	--

ings Total **Furnishings Total**

5 Mechanical


15410300	Faucet, hot & cold water identificatin buttons, replace		each	
15410300	Faucet, aerator, replace/clean		each	
15410300	Faucet, supply lines, replace		each	
15410300	P-Trap, 1 1/4"/1 1/2" replace		each	
15410300	P trap, repair leak		each	
15410300	Vanity, replace,cabinet,top,faucet, supply lines & trap		each	
15410300	Faucets stem, room repair		each	
15410300	Faucet, repair, deep sink		each	
15410300	Faucet, replace, deep sink		each	
15410300	Faucet, replace, room		each	
15410300	Faucet, pop, remove/repair		each	
15418450	Lavatories, W/trim, vanity top, cultured marb, 37" x 22", sgl bowl		each	
15418500	Shower head, replace		each	
15418500	eschutcheon, at shower head, replace		each	
15418500	Eschutcheon, shower valve, secure		each	
15418500	Shower head, remove institutional style, install pipe & new shower head		each	
15418500	Valve, shower valve, remove/repair/replace stem		each	
15830100	Fan ,exhaust, repair, rattle noise		each	
15850500	grille, ac return filter grille, install		each	
15850500	Panel, AC access, secure		each	

anical Total **Mechanical Total**

16 Electrical

16139700	Detector, smoke, secure		each	
16139700	Detector, smoke, interior room, replace		each	
16139700	Detector, smoke, replace battery		each	
16140910	Switch, single pole,/light		each	
16140910	Switch, push button,fluor light		each	
16140910	Switch, double/light		each	
16140910	Recepticle, replace		each	
16140910	Recepticle, secure recepticle & cover		each	
16140910	GFI, replace		each	
16140910	Cover, recep/gfi/switch, replace		each	
16510440	Fixture, interior, 3ft fluor, replace		each	
16510440	Fixture, interior, 2 ft fluor, replace		each	
16510440	Ballast, replace 2,3, &4 ft fluorescent light		each	
16510440	Fixture, exterior, harris light, remov.exis&instal new.		each	
16510440	Lens, cover, harris light, head/replace		each	
16510440	Lens, fluorescent, 3ft, replace		each	

30



CSI	Item Description for HP-510	Takeoff Quantity	Unit	Mat Total
16510440	Lens, fluorescent, 2 ft,replace		each	
16510440	Lens, fluorescent, 4ft replace		each	
16510440	Ballast, replace/ interior fluorescent fixture		each	
16530320	Exit light, repair		each	
16530320	Exit light clg or wall mount, L.E.D. battery unit, single face		each	
16530320	Emergency light, repair		each	
16530320	Fan, exhaust, replace cover		each	
16530320	Fan, exhaust/room, replace		each	
16530320	Emer lt units,btry operated,twin sealed bm lt,25 W,6 V ea,lead btry		each	
16585600	Lamps, "U" tubes, lounge		each	
16585600	Lamps, incadescent		each	
16585600	Lamps, 7 watt for harris fixture head/exterior security		each	
16585600	Lamps, fluor, exterior, security, 7watt		each	
16585600	Lamps, fluorescent, 2 ft, replace		each	
16585600	Lamps, fluoroescnt, 4 ft, replace		each	
16585600	Lamps, fluorescent, 3ft, replace		each	
16585600	Lamps, 4 & 8' located on 10ft+ceilings		each	
16585600	Lamps, incadescent, red/night lights.		each	

Electrical Total

07 Conveying

07121019	H) clean and adjust proximity devices on door.		each	
----------	--	--	------	--

Conveying Total

08 Mechanical

08110900	Door saver, instal,		each	
08110900	Closure, door, remove		each	
08110900	Door hardwar, replace		each	
08110900	Sink, secure & caulk		each	
08110900	Closure, door, repair		each	
08110900	Install new hinge		sets	
08110900	Vanity/caulk, repair formica		each	
08110900	Lockset, bathroom, replace		each	
08110900	Lock, Window repair/replace		each	
08720300	Install weatherstripping		opng	
08720300	Weather stripping, secure existin.		opng	
08720300	Weather stripping, secure existin.		opng	

Mechanical Total

09 (Unassigned)


09310100	Install new tiles		sqft	
09310100	Tile, ceramic, replace		sqft	
09310100	Ceiling, repair, paster/sheetrock		sqft	

(Unassigned) Total

15 (Unassigned)

15410100	Valve, toilet, rebuild to repair leak/spud/flush vlv		each	
15410100	Valve, toilet, replace spud & vacuum breaker		each	
15410100	Valve, toilet, replace handle repair kit, toilet wont flush		each	
15410100	Drain, sink,repair leak		each	
15410100	Drain, shower, unclog		each	
15410100	Drain, sink, unclog		each	
15410100	Valve, toilet, adjust water, long/short flush		each	
15410100	Valve, shower, rebuild/replace		each	

37



Division - Details

5/25/01 10:28am

CSI	Item Description for HP-510	Takeoff Quantity	Unit	Mat Total
15410100	Valve, urinal rebuild		each	
15410100	Flexer, toilet flush vlv, replace		each	
15410100	Valve, urinal flush, replace		each	
15418400	Sink (to 23" x 18", single)		each	
15418400	Vanity, replace cabin.,top,faucet,supply lines,trap		each	

Assigned Total


(Unassigned) Total

Grand Total

Grand Total

item

38




Totals

5/25/01 10:28am

Percent	Amount	Category for HP-510	Hours	Job Cost Phase
100.00 %	2,822	Labor	96.0	
		Material		
		Subcontractor		
		Equipment		
		Other		
		User		
	2,822	Net Costs Subtotal		
	2,822	Total Estimate	\$0.00/item	

39



BASE MAINTENANCE JOB ORDER

FY 01	AG/SAG	REQ. CODE		REQUEST # PM# 047		DIST. DATE - BY <i>12/21/00</i>		FACILITY # HP-510	
AAC M67001	FA 23	WC	FC	OC/SOC	CAC	BRC	JN/LU EBGO	RON	RBC
WGC	TYPE OF WORK REPAIR		PROJECT #		SKETCH	PLAN	SPECIAL INSTRUCTIONS CYCLIC MAINTENANCE		

FOR FURTHER INFORMATION CONTACT: JOHN YANKOSKY 451-0877 TICKET # 01-155501

GENERAL JOB DESCRIPTION: MISC. STRUCTURAL, ELECTRICAL, MECHANICAL, & PLUMBING REPAIRS TO ALL ROOMS AND PUBLIC AREAS

FOR ENTRY INTO BUILDING CONTACT: GYSGT LAKE 451-9027

START DATE: 2/26/01 NEED MATERIAL BY: 2/20/01

START DATE: *207 Feb 1* COMPLETE BY: COMPLETION DATE: *3-9-01*

PHASE SEQUENCE			SUMMARY OF ESTIMATES					
PHASE NO.	WORK CTR	EST HRS	SHEET NO.	WORK CTR	LABOR HRS	LABOR COST	MATERIAL COST	TOTAL COST
1	41CG	46		41CG	46	\$1,226	\$1,137	\$ 2,363
TOTALS					46	1226	1137	\$2,363.00

CONTINUED ON SH _0_ THRU _0_

PREPARED BY: JOHN YANKOSKY DATE: 12/14/00

REVIEWED BY: *[Signature]*

AUTHORIZED BY: *[Signature]* DATE: *12/18/00*

SHEET _1_ OF _34_



DATE: 12/14/00

EPS JOB: HP 510

*** FEJE - DETAILED ESTIMATES ***

PAGE: 1

*** PHASE SUMMARY SHEET ***


*** PHASE DESCRIPTIONS ***


JOB/IFS CRAFT/PHASE	WORK CENTER	CRAFT NAME	BLDG/ FACILITY	EST HOURS
1 1/1	41CG	COMPANY CONCEPT CARPENTER	14 P-510	0
MISC STRUCTURAL, ELECTRICAL, MECHANICAL, & PLUMBING REPAIRS TO ALL ROOMS AND PUBLIC AREAS.				

*** TOTAL NUMBER OF PHASES ARE *** 1

*** THE LAST PHASE HAS BEEN PRINTED ***

SHT #2





DATE: 00/12/14

EPS JOB: HP 510

*** FEJE - DETAILED ESTIMATES ***
*** BILL OF MATERIALS ***

PAGE: 1

WORK REQUEST NUMBER: HP 510
ACCOUNT CODE NUMBER: B048
PREPARED BY: JOHN YANKOSKY
JOB ORDER NUMBER:

PHASE NO: 1 IFS PHASE NO: 1
DATE CREATED: 00/12/14
DELIVERY DATE: 02/01/20
DELIVER MATERIALS TO: 41CG

MCN-NSN: 4510-00-684-66640
QUANTITY: 10
LOCATION:
DESCRIPTION: FLEXER, RUBBER


UNIT OF ISSUE: EA
UNIT COST: 3.13

SOURCE OF SUPPLY:
TOTAL COST: 31.30

SOS TOTAL COST: \$31.30

*** CONTINUED ON PAGE 2 ***

Ⓢ



DATE: 00/12/14

EPS JOB: HP 510

*** FEJE - DETAILED ESTIMATES ***
*** BILL OF MATERIALS ***

PAGE: 2

WORK REQUEST NUMBER: HP 510
ACCOUNT CODE NUMBER: B048
PREPARED BY: JOHN YANKOSKY
JOB ORDER NUMBER:

PHASE NO: 1 IFS PHASE NO: 1
DATE CREATED: 00/12/14
DELIVERY DATE: 02/01/20
DELIVER MATERIALS TO: 41CG

MCN-NSN: 4510-TW-LBA-R30"0 UNIT OF ISSUE: EA SOURCE OF SUPPLY: BPA
QUANTITY: 4 UNIT COST: 6.50 TOTAL COST: 26.00
LOCATION:
DESCRIPTION: BAR, TOWEL, 30" CHROME, W/BRACKETS, P/N 52220.
S/S JACKSONVILLE BUILDERS
JACKSONVILLE, NC.
455-3961
. . .


MCN-NSN: 5340-MM-180-0-630 UNIT OF ISSUE: SE SOURCE OF SUPPLY: BPA
QUANTITY: 8 UNIT COST: 5.25 TOTAL COST: 42.00
LOCATION:
DESCRIPTION: HINGE, CABINET, GRASS 1800-52 WITH BASE PLATE.
S/S AMESCO
NEW BERN, NC.
1-800-682-0128
. . .

MCN-NSN: 6210-PF-440-20000 UNIT OF ISSUE: EA SOURCE OF SUPPLY: BPA
QUANTITY: 3 UNIT COST: 22.50 TOTAL COST: 67.50
LOCATION:
DESCRIPTION: LENS, LIGHT, FLOUR FIXTURE, CRAVEN P/N 440-2, 2' LONG.
HP-507,HP-508 (HEAD)
S/S CRAVEN ELECTRIC
JACKSONVILLE, NC.
353-4643
CRAVEN ALSO GIVE ANOTHER PART # FOR SAME ITEM
PART # B7-2
. . .

MCN-NSN: 6210-PF-440-40000 UNIT OF ISSUE: EA SOURCE OF SUPPLY: BPA
QUANTITY: 3 UNIT COST: 28.90 TOTAL COST: 86.70
LOCATION:
DESCRIPTION: LENS, LIGHT, F/FLOUR FIXTURE, CRAVEN P/N B7-4
S/S CRAVEN ELECTRIC
JACKSONVILLE, NC.
353-4643
. . .

(5)

SOS TOTAL COST: \$222.20






CONTINUED ON PAGE 3



9



DATE: '00/12/14

EPS JOB: HP 510

*** FEJE - DETAILED ESTIMATES ***

PAGE: 3

*** BILL OF MATERIALS ***

WORK REQUEST NUMBER: HP 510
ACCOUNT CODE NUMBER: B048
PREPARED BY: JOHN YANKOSKY
JOB ORDER NUMBER:

PHASE NO: 1 IFS PHASE NO: 1
DATE CREATED: 00/12/14
DELIVERY DATE: 02/01/20
DELIVER MATERIALS TO: 41CG

MCN-NSN: 4510-01-C00-06710 UNIT OF ISSUE: PR SOURCE OF SUPPLY: LOC
QUANTITY: 3 UNIT COST: 4.90 TOTAL COST: 14.70
LOCATION:
DESCRIPTION: HOLDER, TOILET TISSUE, CHROME, P/N 632 SEACHROME.
. . .

MCN-NSN: 5680-01-C00-01780 UNIT OF ISSUE: LG SOURCE OF SUPPLY: LOC
QUANTITY: 5 UNIT COST: 9.10 TOTAL COST: 45.50
LOCATION:
DESCRIPTION: WEATHER STRIP, DOOR, 7/8" WIDE X 7' LONG.
. . .


MCN-NSN: 5930-01-C00-78860 UNIT OF ISSUE: EA SOURCE OF SUPPLY: LOC
QUANTITY: 5 UNIT COST: .53 TOTAL COST: 2.65
LOCATION:
DESCRIPTION: SWITCH, TOGGLE, 1 POLE, SNGL THROW, 15A, 120V, SCR TERM,
. . .

MCN-NSN: 5935-01-012-30800 UNIT OF ISSUE: EA SOURCE OF SUPPLY: LOC
QUANTITY: 5 UNIT COST: 1.87 TOTAL COST: 9.35
LOCATION:
DESCRIPTION: RECEPTACLE, DUPLEX.
. . .

MCN-NSN: 5975-00-494-06530 UNIT OF ISSUE: EA SOURCE OF SUPPLY: LOC
QUANTITY: 5 UNIT COST: .48 TOTAL COST: 2.40
LOCATION:
DESCRIPTION: PLATE, WALL, ELEC, 2 GANG, SNAP-TUMBLER TYPE, FLUSH
BROWN PLASTIC.
. . .

*** CONTINUED ON PAGE 4 ***





DATE: 00/12/14

EPS JOB: HP 510

*** FEJE - DETAILED ESTIMATES ***
*** BILL OF MATERIALS ***

PAGE: 4

WORK REQUEST NUMBER: HP 510
ACCOUNT CODE NUMBER: B048
PREPARED BY: JOHN YANKOSKY
JOB ORDER NUMBER:

PHASE NO: 1 IFS PHASE NO: 1
DATE CREATED: 00/12/14
DELIVERY DATE: 02/01/20
DELIVER MATERIALS TO: 41CG

MCN-NSN: 6135-00-900-21390 UNIT OF ISSUE: PG SOURCE OF SUPPLY: LOC
QUANTITY: 3 UNIT COST: 7.81 TOTAL COST: 23.43
LOCATION:
DESCRIPTION: BATTERY 9V, RECTANGULAR WITH 2 SNAP PINS
USED FOR BACKUP BATTERY ON SMOKE DETECTORS
CARRIED IN WAREHOUSE
UNIT OF ISSUE IS PACKAGE, (12 BATTERIES/PACKAGE)
. .


MCN-NSN: 6210-01-C00-09580 UNIT OF ISSUE: EA SOURCE OF SUPPLY: LOC
QUANTITY: 1 UNIT COST: 36.50 TOTAL COST: 36.50
LOCATION:
DESCRIPTION: TIXTURE, FLUOR, 9W, REPLACES 4 FT LIGHTS, OUTSIDE ONLY
S/S LOCAL WAREHOUSE
USED IN HEADS AT FC -515 & FC-520
ORDERED FOR FC-520
USED TO REPLACE 4 FT PASSAGEWAY & EXT LIGHTS, CLEAR LENS
. .

MCN-NSN: 6210-01-C00-11480 UNIT OF ISSUE: EA SOURCE OF SUPPLY: LOC
QUANTITY: 3 UNIT COST: 33.63 TOTAL COST: 100.89
LOCATION:
DESCRIPTION: LENS, COVER, FLUORESCENT LIGHT, W/FLANGE "CUSTOM
DIFFUSER (P/N UNIQUE TO LONGLEY SUPPLY FOR MALCOLITE)
49-1/4", P/N MAL 950-4774 (MALCOLITE)
USED IN ROOM OVERHEAD,HP-507,HP-508, WT ROOM 1042
. .

MCN-NSN: 6240-00-299-72500 UNIT OF ISSUE: EA SOURCE OF SUPPLY: LOC
QUANTITY: 24 UNIT COST: 2.35 TOTAL COST: 56.40
LOCATION:
DESCRIPTION: LAMP, FLUOR, 20W, MED BIPIN, T-12 BULB, WARM WHITE,
PREHEAT START, 24"
. .

*** CONTINUED ON PAGE 5 ***

9



DATE: 00/12/14

EPS JOB: HP 510

*** FEJE - DETAILED ESTIMATES ***

PAGE: 5

*** BILL OF MATERIALS ***

WORK REQUEST NUMBER: HP 510
ACCOUNT CODE NUMBER: B048
PREPARED BY: JOHN YANKOSKY
JOB ORDER NUMBER:

PHASE NO: 1 IFS PHASE NO: 1
DATE CREATED: 00/12/14
DELIVERY DATE: 02/01/20
DELIVER MATERIALS TO: 41CG

MCN-NSN: 6240-01-004-31070 UNIT OF ISSUE: BX SOURCE OF SUPPLY: LOC
QUANTITY: 2 UNIT COST: 34.20 TOTAL COST: 68.40

LOCATION:
DESCRIPTION: LAMP, FLOUR, MED BIPIN, T-12 BULB, COOL WHITE 35W,
T-BULB STYLE, 48" LONG. 30 PER BOX.


MCN-NSN: 6240-01-C00-18320 UNIT OF ISSUE: EA SOURCE OF SUPPLY: LOC
QUANTITY: 24 UNIT COST: 10.80 TOTAL COST: 259.20

LOCATION:
DESCRIPTION: LAMP, FLUOR, T-8 U-SHAPED, (USED IN LOUNGE)
RENOVATED BY MWR.
S/S CARRIED IN WAREHOUSE
UNIT OF ISSUE IS EACH BUT PACKAGED 12 TO A CASE

SOS TOTAL COST: \$619.42

*** CONTINUED ON PAGE 6 ***

6



DATE: '00/12/14

EPS JOB: HP 510

*** FEJE - DETAILED ESTIMATES ***
*** BILL OF MATERIALS ***

PAGE: 6

WORK REQUEST NUMBER: HP 510
ACCOUNT CODE NUMBER: B048
PREPARED BY: JOHN YANKOSKY
JOB ORDER NUMBER:

PHASE NO: 1 IFS PHASE NO: 1
DATE CREATED: 00/12/14
DELIVERY DATE: 02/01/20
DELIVER MATERIALS TO: 41CG

MCN-NSN: 4510-MA-RKI-IHDO0 UNIT OF ISSUE: EA SOURCE OF SUPPLY: PAL
QUANTITY: 2 UNIT COST: 13.41 TOTAL COST: 26.82
LOCATION:
DESCRIPTION: SHOWER VALVE HANDLE FOR MARK II SPEAKMAN VALVE
S/S PALMETTO, 1-800-830-0426
PART # PO24-207P, ORDERED FOR HP-507
. . .


MCN-NSN: 4510-P1-050-51000 UNIT OF ISSUE: EA SOURCE OF SUPPLY: PAL
QUANTITY: 5 UNIT COST: 12.03 TOTAL COST: 60.15
LOCATION:
DESCRIPTION: SHOWER HEAD, NEW TYPE FOR HP-51, WITH RUBBER INSERT HEADS
S/S PALMETTO, 1-800-830-0426
PART # P105-051
. . .

MCN-NSN: 4510-SP-EAK-MAN20 UNIT OF ISSUE: EA SOURCE OF SUPPLY: PAL
QUANTITY: 2 UNIT COST: 35.28 TOTAL COST: 70.56
LOCATION:
DESCRIPTION: SHOWER VALVE KIT, MARK II SPEAKMAN
FOR REPAIRING DRIP FROM SHOWER
S/S PALMETTO PARTS, 1-800-830-0426
REGULATING MODULE, PART # P-099-288
ORDERED FOR HP-507
. . .

MCN-NSN: 5340-00-PAD-DH000 UNIT OF ISSUE: EA SOURCE OF SUPPLY: PAL
QUANTITY: 10 UNIT COST: .49 TOTAL COST: 4.90
LOCATION:
DESCRIPTION: DOOR STOP PAD FOR DURABLE KICK DOWN
S/S PALMETTO, 1-800-830-0426
PART # DH26

*** CONTINUED ON PAGE 7 ***

10



DATE: '00/12/14

EPS JOB: HP 510

*** FEJE - DETAILED ESTIMATES ***
*** BILL OF MATERIALS ***

PAGE: 7

WORK REQUEST NUMBER: HP 510
ACCOUNT CODE NUMBER: B048
PREPARED BY: JOHN YANKOSKY
JOB ORDER NUMBER:

PHASE NO: 1 IFS PHASE NO: 1
DATE CREATED: 00/12/14
DELIVERY DATE: 02/01/20
DELIVER MATERIALS TO: 41CG


MCN-NSN: 5340-KI-DWN-STOP0 UNIT OF ISSUE: EA SOURCE OF SUPPLY: PAL
QUANTITY: 1 UNIT COST: 6.10 TOTAL COST: 6.10
LOCATION:

DESCRIPTION: DOOR STOP, KICK DOWN, MORE DURABLE
DO NOT SUBSTITUTE
PART # DH25, PART # FOR RUBBER PAD IS DH26, .49CENTS
S/S PALMETTO PARTS
MYRTLE BEACH, S.C. PH # 1-800-830-0426
. . .

SOS TOTAL COST: \$168.53

*** CONTINUED ON PAGE 8 ***

(11)



DATE: '00/12/14

EPS JOB: HP 510

*** FEJE - DETAILED ESTIMATES ***
*** BILL OF MATERIALS ***

PAGE: 8

WORK REQUEST NUMBER: HP 510
ACCOUNT CODE NUMBER: B048
PREPARED BY: JOHN YANKOSKY
JOB ORDER NUMBER:

PHASE NO: 1 IFS PHASE NO: 1
DATE CREATED: 00/12/14
DELIVERY DATE: 02/01/20
DELIVER MATERIALS TO: 41CG

MCN-NSN: 7310-00-671-FAN00
QUANTITY: 2
LOCATION:
DESCRIPTION: FAN, EXHAUST, BROAN 676

UNIT OF ISSUE: EA
UNIT COST: 48.00


SOURCE OF SUPPLY: SHP
TOTAL COST: 96.00

S/S SHEPPAPRD ELECTRIC, 1-800-2809-6260
PART # FOR FAN ASSEMBL IS 97009744
PART # FOR MOTOR IS 97009752
NEED FAN ASSEMBLY # 97009744
. . .

SOS TOTAL COST: \$96.00

PHASE TOTAL COST: \$1137.45

12



CYCLIC MAINTENANCE


AREA & FACILITY: HP-510


INSPECTOR YANKOSKY

SHEET # 1 OF

INSPECTION AREAS	ROOM # <u>100</u>			ROOM # <u>102</u>			ROOM # <u>104</u>			ROOM # <u>106</u>			ROOM # <u>108</u>		
	RPR	RPL	REMARKS	RPR	RPL	REMARKS	RPR	RPL	REMARKS	RPR	RPL	REMARKS	RPL	RPK	REMARKS
NIGHT LIGHT															
OVERHEAD LIGHT															
VANITY LIGHT															
FAUCET															
EXHAUST FAN															
TOILET															
TOILET PAPER HOLD.															
SHOWER HEAD															
<i>Shower valve</i>	<input checked="" type="checkbox"/>		<i>no hot water</i>												
INSPECTION AREAS:	ROOM # <u>110</u>			ROOM # <u>112</u>			ROOM # <u>114</u>			ROOM # <u>116</u>			ROOM # <u>118</u>		
	RPR	RPL	REMARKS	RPR	RPL	REMARKS	RPR	RPL	REMARKS	RPR	RPL	REMARKS	RPL	RPK	REMARKS
NIGHT LIGHT															
OVERHEAD LIGHT															
VANITY LIGHT															
FAUCET															
EXHAUST FAN															
TOILET															
TOILET PAPER HOLDER															
SHOWER HEAD															

REMARKS: 102 Ceiling falls low lead





CYCLIC MAINTENANCE


AREA & FACILITY: HP-510

INSPECTOR YANKOVSKY 12-14-01

SHEET # 3 OF _____

INSPECTION AREAS	ROOM # <u>139</u>			ROOM # <u>137</u>			ROOM # <u>135</u>			ROOM # <u>133</u>			ROOM # <u>131</u>		
	RPR	RPL	REMARKS	RPR	RPL	REMARKS	RPR	RPL	REMARKS	RPR	RPL	REMARKS	RPL	RPK	REMARKS
NIGHT LIGHT															
OVERHEAD LIGHT															
VANITY LIGHT															
FAUCET															
EXHAUST FAN															
TOILET															
TOILET PAPER HOLD.															
SHOWER HEAD															
INSPECTIO AREAS:	ROOM # <u>129</u>			ROOM # <u>127</u>			ROOM # <u>125</u>			ROOM # <u>123</u>			ROOM # <u>121</u>		
	RPR	RPL	REMARKS	RPR	RPL	REMARKS	RPR	RPL	REMARKS	RPR	RPL	REMARKS	RPL	RPK	REMARKS
NIGHT LIGHT															
OVERHEAD LIGHT															
VANITY LIGHT															
FAUCET															
EXHAUST FAN															
TOILET				✓		PRESSURE FLUSH									
TOILET PAPER HOLDER															
SHOWER HEAD															

REMARKS: _____



CYCLIC MAINTENANCE

AREA & FACILITY: 1HP-510


INSPECTOR YANKOVY 12-14-00

SHEET # 4 OF _____

INSPECTION AREAS	ROOM # <u>119</u>			ROOM # <u>117</u>			ROOM # <u>115</u>			ROOM # <u>113</u>			ROOM # <u>111</u>		
	RPR	RPL	REMARKS	RPR	RPL	REMARKS	RPR	RPL	REMARKS	RPR	RPL	REMARKS	RPL	RPK	REMARKS
NIGHT LIGHT															
OVERHEAD LIGHT															
VANITY LIGHT															
FAUCET															
EXHAUST FAN															
TOILET															
TOILET PAPER HOLD.															
SHOWER HEAD															
INSPECTION AREAS:	ROOM # <u>109</u>			ROOM # <u>107</u>			ROOM # <u>105</u>			ROOM # <u>103</u>			ROOM # <u>101</u>		
	RPR	RPL	REMARKS	RPR	RPL	REMARKS	RPR	RPL	REMARKS	RPR	RPL	REMARKS	RPL	RPK	REMARKS
NIGHT LIGHT															
OVERHEAD LIGHT							✓								
VANITY LIGHT															
FAUCET															
EXHAUST FAN															
TOILET															
TOILET PAPER HOLDER															
SHOWER HEAD															
SCRIPTICLE						+									

REMARKS: _____

SHT # 16



CYCLIC MAINTENANCE

AREA & FACILITY: HP-510

INSPECTOR YANTOSKY 12-1400

SHEET # 5 OF _____

INSPECTION AREAS	ROOM # <u>200</u>			ROOM # <u>202</u>			ROOM # <u>204</u>			ROOM # <u>208 206</u>			ROOM # <u>208</u>		
	RPR	RPL	REMARKS	RPR	RPL	REMARKS	RPR	RPL	REMARKS	RPR	RPL	REMARKS	RPL	RPK	REMARKS
NIGHT LIGHT															
OVERHEAD LIGHT															
VANITY LIGHT	✓			✓											
FAUCET															
EXHAUST FAN															
TOILET	✓		<u>LEAKS</u>	✓		<u>LEAKS</u>									
TOILET PAPER HOLD.															
SHOWER HEAD															
<u>CRACK IN TILE</u>	✓			✓											
INSPECTION AREAS:	ROOM # <u>210</u>			ROOM # <u>212</u>			ROOM # <u>214</u>			ROOM # <u>216</u>			ROOM # <u>218</u>		
	RPR	RPL	REMARKS	RPR	RPL	REMARKS	RPR	RPL	REMARKS	RPR	RPL	REMARKS	RPL	RPK	REMARKS
NIGHT LIGHT															
OVERHEAD LIGHT															
VANITY LIGHT															
FAUCET															
EXHAUST FAN															
TOILET															
TOILET PAPER HOLDER															
SHOWER HEAD															
<u>CRACK IN TILE</u>										✓		<u>LEAKS</u>			

REMARKS: _____

SHT # 17



CYCLIC MAINTENANCE


AREA & FACILITY: HP-510

INSPECTOR YANKOSTY 12-14-00

SHEET # 6 OF _____

INSPECTION AREAS	ROOM # <u>220</u>			ROOM # <u>222</u>			ROOM # <u>224</u>			ROOM # <u>226</u>			ROOM # <u>228</u>		
	RPR	RPL	REMARKS	RPR	RPL	REMARKS	RPR	RPL	REMARKS	RPR	RPL	REMARKS	RPL	RPK	REMARKS
NIGHT LIGHT															
OVERHEAD LIGHT															
VANITY LIGHT															
FAUCET															
EXHAUST FAN															
TOILET															
TOILET PAPER HOLD.															
SHOWER HEAD															
INSPECTION AREAS:	ROOM # <u>230</u>			ROOM # <u>232</u>			ROOM # <u>234</u>			ROOM # <u>236</u>			ROOM # <u>238</u>		
	RPR	RPL	REMARKS	RPR	RPL	REMARKS	RPR	RPL	REMARKS	RPR	RPL	REMARKS	RPL	RPK	REMARKS
NIGHT LIGHT															
OVERHEAD LIGHT				✓											
VANITY LIGHT															
FAUCET															
EXHAUST FAN															
TOILET	✓		LEAKS	✓		LEAKS	✓		LEAKS						
TOILET PAPER HOLDER															
SHOWER HEAD															
SINK				✓		LEAKS									

REMARKS: _____



CYCLIC MAINTENANCE


AREA & FACILITY: HP-510

INSPECTOR YANKOVSKY 12-14-00

SHEET # 7 OF

INSPECTION AREAS	ROOM # <u>239</u>			ROOM # 238 ²³⁹			ROOM # 237 ²³⁸			ROOM # <u>237</u>			ROOM # 237		
	RPR	RPL	REMARKS	RPR	RPL	REMARKS	RPR	RPL	REMARKS	RPR	RPL	REMARKS	RPL	RPK	REMARKS
NIGHT LIGHT															
OVERHEAD LIGHT															
VANITY LIGHT															
FAUCET															
EXHAUST FAN															
TOILET															
TOILET PAPER HOLD.															
SHOWER HEAD															
INSPECTION AREAS:	ROOM # <u>229</u>			ROOM # <u>229</u>			ROOM # 228 ²²⁵			ROOM # <u>228</u>			ROOM # 228		
	RPR	RPL	REMARKS	RPR	RPL	REMARKS	RPR	RPL	REMARKS	RPR	RPL	REMARKS	RPL	RPK	REMARKS
NIGHT LIGHT															
OVERHEAD LIGHT											✓				
VANITY LIGHT															
FAUCET															
EXHAUST FAN															
TOILET															
TOILET PAPER HOLDER															
SHOWER HEAD															

REMARKS: _____



CYCLIC MAINTENANCE

AREA & FACILITY: HP-510


INSPECTOR YANKOVSKY 12-1400

SHEET # 8 OF

INSPECTION AREAS	ROOM # <u>219</u>			ROOM # <u>217</u>			ROOM # <u>215</u>			ROOM # <u>213</u>			ROOM # <u>211</u> <u>209</u>		
	RPR	RPL	REMARKS	RPR	RPL	REMARKS	RPR	RPL	REMARKS	RPR	RPL	REMARKS	RPL	RPK	REMARKS
NIGHT LIGHT															
OVERHEAD LIGHT															
VANITY LIGHT										✓					
FAUCET															
EXHAUST FAN															
TOILET															
TOILET PAPER HOLD.															
SHOWER HEAD															
<u>HEAD LIGHT</u> <u>OUTLET</u>		<u>1</u>						✓							
INSPECTION AREAS:	ROOM # <u>209</u>			ROOM # <u>207</u>			ROOM # <u>205</u>			ROOM # <u>203</u>			ROOM # <u>201</u>		
	RPR	RPL	REMARKS	RPR	RPL	REMARKS	RPR	RPL	REMARKS	RPR	RPL	REMARKS	RPL	RPK	REMARKS
NIGHT LIGHT														✓	
OVERHEAD LIGHT															
VANITY LIGHT										✓					
FAUCET															
EXHAUST FAN															
TOILET										✓					
TOILET PAPER HOLDER															
SHOWER HEAD															
<u>SHOWER BATH</u>		<u>1</u>													

REMARKS:

SHT # 20




CYCLIC MAINTENANCE

AREA & FACILITY: HP-510

INSPECTOR YAN KOSKY 12-14-00 SHEET # 9 OF _____

INSPECTION AREAS	ROOM # <u>300</u>			ROOM # <u>302</u>			ROOM # <u>304</u>			ROOM # <u>306</u>			ROOM # <u>308</u>		
	RPR	RPL	REMARKS	RPR	RPL	REMARKS	RPR	RPL	REMARKS	RPR	RPL	REMARKS	RPL	RPK	REMARKS
NIGHT LIGHT	✓			✓											
OVERHEAD LIGHT															
VANITY LIGHT															
FAUCET															
EXHAUST FAN															
TOILET															
TOILET PAPER HOLD.															
SHOWER HEAD		<u>1</u>	<u>SHOWER PIPE</u>												
INSPECTION AREAS:	ROOM # <u>310</u>			ROOM # <u>312</u>			ROOM # <u>314</u>			ROOM # <u>316</u>			ROOM # <u>318</u>		
	RPR	RPL	REMARKS	RPR	RPL	REMARKS	RPR	RPL	REMARKS	RPR	RPL	REMARKS	RPL	RPK	REMARKS
NIGHT LIGHT				✓											
OVERHEAD LIGHT															
VANITY LIGHT															
FAUCET	✓														
EXHAUST FAN															
TOILET															
TOILET PAPER HOLDER															
SHOWER HEAD															

REMARKS: _____



CYCLIC MAINTENANCE


AREA & FACILITY: HP-510

INSPECTOR YANUKOSKY 12-14-00

SHEET # 10 OF _____

INSPECTION AREAS	ROOM # <u>320</u>			ROOM # <u>322</u>			ROOM # <u>324</u>			ROOM # <u>326</u>			ROOM # <u>328</u>		
	RPR	RPL	REMARKS	RPR	RPL	REMARKS	RPR	RPL	REMARKS	RPR	RPL	REMARKS	RPL	RPK	REMARKS
NIGHT LIGHT	✓														
OVERHEAD LIGHT															
VANITY LIGHT															
FAUCET															
EXHAUST FAN															
TOILET															
TOILET PAPER HOLD.															
SHOWER HEAD															
INSPECTION AREAS:	ROOM # <u>330</u>			ROOM # <u>332</u>			ROOM # <u>334</u>			ROOM # <u>336</u>			ROOM # <u>338</u>		
	RPR	RPL	REMARKS	RPR	RPL	REMARKS	RPR	RPL	REMARKS	RPR	RPL	REMARKS	RPL	RPK	REMARKS
NIGHT LIGHT				✓											
OVERHEAD LIGHT															
VANITY LIGHT															
FAUCET															
EXHAUST FAN															
TOILET															
TOILET PAPER HOLDER															
SHOWER HEAD															

REMARKS: _____



CYCLIC MAINTENANCE


AREA & FACILITY: HP-510

INSPECTOR YANKOSEN 12-14-00

SHEET # 21 OF

INSPECTION AREAS	ROOM # <u>339</u>			ROOM # <u>337</u>			ROOM # <u>335</u>			ROOM # <u>333</u>			ROOM # <u>331</u>		
	RPR	RPL	REMARKS	RPR	RPL	REMARKS	RPR	RPL	REMARKS	RPR	RPL	REMARKS	RPL	RPK	REMARKS
NIGHT LIGHT															
OVERHEAD LIGHT															
VANITY LIGHT	✓														
FAUCET															
EXHAUST FAN															
TOILET															
TOILET PAPER HOLD.															
SHOWER HEAD															
WEATHER STRIP								1					1	DOOR	
OUTLET								1							
WEATHER STRIP													1		
INSPECTIO AREAS:	ROOM # <u>329</u>			ROOM # <u>327</u>			ROOM # <u>325</u>			ROOM # <u>323</u>			ROOM # <u>321</u>		
	RPR	RPL	REMARKS	RPR	RPL	REMARKS	RPR	RPL	REMARKS	RPR	RPL	REMARKS	RPL	RPK	REMARKS
NIGHT LIGHT															
OVERHEAD LIGHT															
VANITY LIGHT															
FAUCET				✓		LEAKS									
EXHAUST FAN															
TOILET															
TOILET PAPER HOLDER															
SHOWER HEAD								1							
SHOWER HANDLE															
WEATHER STRIP					1										

REMARKS: _____




CYCLIC MAINTENANCE


AREA & FACILITY: HP-510

INSPECTOR YANKOSKY 12-14-00 SHEET # 12 OF _____

INSPECTION AREAS	ROOM # <u>319</u>			ROOM # <u>317</u>			ROOM # <u>315</u>			ROOM # <u>313</u>			ROOM # <u>311</u>		
	RPR	RPL	REMARKS	RPR	RPL	REMARKS	RPR	RPL	REMARKS	RPR	RPL	REMARKS	RPL	RPK	REMARKS
NIGHT LIGHT										✓					
OVERHEAD LIGHT															
VANITY LIGHT															
FAUCET															
EXHAUST FAN															
TOILET															
TOILET PAPER HOLD.															
SHOWER HEAD															
INSPECTION AREAS:	ROOM # <u>309</u>			ROOM # <u>307</u>			ROOM # <u>305</u>			ROOM # <u>303</u>			ROOM # <u>301</u>		
	RPR	RPL	REMARKS	RPR	RPL	REMARKS	RPR	RPL	REMARKS	RPR	RPL	REMARKS	RPL	RPK	REMARKS
NIGHT LIGHT	✓						✓								
OVERHEAD LIGHT															
VANITY LIGHT															
FAUCET										✓		<u>LEAKS</u>			
EXHAUST FAN															
TOILET															
TOILET PAPER HOLDER															
SHOWER HEAD		↓			↓										

REMARKS: _____





CYCLIC MAINTENANCE


AREA & FACILITY: HP-510

INSPECTOR: VINIKOSKY 12-14-60

SHEET # OF

INSPECTION AREAS: ^{2ND DECK}	Passage Way			Lounge			Laundry Room			Public Head			Duty Hut		
	RPR	RPL	REMARKS	RPR	RPL	REMARKS	RPR	RPL	REMARKS	RPR	RPL	REMARKS	RPR	RPL	REMARKS
4' LIGHT		3						1							
2' LIGHT										✓					
2' LENS											2				
DOOR STOP PAD					1										
SWITCH					1										
5' TUBES 1					1										
4' TUBES															
DRYERS SECURE								4							

REMARKS: _____



CYCLIC MAINTENANCE


AREA & FACILITY: HP-516


INSPECTOR: YANKOSKY 12-14-00


SHEET # OF


INSPECTION AREAS:	Passage Way			Lounge			Laundry Room			Public Head			Duty Hut		
	RPR	RPL	REMARKS	RPR	RPL	REMARKS	RPR	RPL	REMARKS	RPR	RPL	REMARKS	RPR	RPL	REMARKS
3RD DECK DRYERS SECURE.							4								
DOUBLE SWITCH COV					1			2							
4 LIGHT				2											

REMARKS: _____









CSI	Item Description for HP-510	Takeoff Quantity	Unit
-----	-----------------------------	------------------	------

01 General Requirements

01520500	WORK TRAILER, SET UP	2.0	each
01832350	Plumbing fixture maint., open drain with snake		each
01832350	Plumbing fixture maint., open drain with toilet auger		each
01832350	Mech maint, repair or replace water trap or vac breaker,scr		each
01832350	Valve, replace broken handwheel		each
01832350	Valve, angle stop , replace		each

General Requirements Total**06 Wood & Plastics**

06110530	Framing joists, 2x8,mout/bolt concrete, sec dryers	12.0	each
----------	--	------	------

Wood & Plastics Total**08 Doors & Windows**

08710340	Doorstops, holder & bumper, floor or wall	1.0	each
08710340	Doorstops, kick down pad, replace	1.0	each
08710400	Entrance locks cylinder, grip handle, deadlocking latch		each
08710400	Passageway door, lock set, repair	1.0	each
08720800	Threshold, 3' long door saddles, rubber, 1/2" thick, 5-1/2" w		each
08720800	Threshold, secure, existing unit		each
08720800	Drip cap, secure		each

Doors & Windows Total**09 Finishes**

09510700	Susp acst clg bds, no spnsn sys, fbgl, film fcd, 2'x2' or 2'x4		each
----------	--	--	------

Finishes Total**10 Specialties**


10430200	signs, room, instal		each
10430200	signs, toilet/sink etc., number identification		each
10430200	signs, build.numb., instal		each
10820100	Bathroom accessories, mir with stainless steel, 3/4" sq FR,		each
10820100	Bathroom accessories, toilet seat, rem.old & replace		each
10820100	Bathroom accessories, toilet paper roller.		each
10820100	Bathroom accessories, toilet tissue disp, surf mounted,sst,s	2.0	each
10820100	Bathroom accessories, towel bar, stainless steel, 18" long		each
10820100	Bathroom accessories, towel hook, secure		each
10820100	Bathroom accessories, towel bar, stainless steel, 30" long	1.0	each
10820100	Bathroom accessories, tumbler holder, soap, tumbler & too		each

Specialties Total**12 Furnishings**

12493200	Drapery hardware, tray & curtain rod, adjustable, 30" to 48"		each
----------	--	--	------

Furnishings Total**15 Mechanical**

15410300	Faucet,aerator,repl		each
15410300	Faucets/fittings, lavatory faucet, centerset, without drain		each
15410300	Faucets/ftg,lav faucet,shelfback,4" to 6" ctr,for shampoo fau		each
15410300	Faucets,stem,repair	3.0	each
15410300	Faucet, secure		each
15418450	Lavatories, W/trim, vanity top, cultured marb, 37" x 22", sgl		each
15418500	Showers, head, water economizer, 3.0 GPM	4.0	each
15418500	eschutcheon, at shower head, replace		each



CSI	Item Description for HP-510	Takeoff Quantity	Unit
15418500	Showers, mixing valve, built-in	2.0	each
15830100	Fan, resi, bath exhaust, grille, back draft damper, 50 CFM		each
15830100	Fan ,exhaust, repair, rattle noise		each
15830100	Grille,exhaust fan, replace		each
15850500	Grilles, aluminum, air supply, single deflection, adj, 24" x 8"		each
15850500	Panel, AC access, secure		each

Mechanical Total

16 Electrical

16139700	Detector, smoke, 110v, w/batt.		each
16139700	Detector, smoke, replace battery		each
16140910	Wiring devices, 1 pole switch rocker 15 amp		each
16140910	Wiring device, duplex switch, replace	1.0	each
16140910	Wiring devices, receptacle, duplex, 120 volt, ground, 20 am	3.0	each
16140910	Wiring device, GFI, replace		each
16140910	Wiring device, wall plates, sst, 1 gang	1.0	each
16140910	Wiring devices, wall plates, anodized aluminum, 1 gang		each
16510440	Interior fix, fluor, 3 ft over vanity		each
16510440	Fixture, exterior, harris light, remov.exis&instal new.	1.0	each
16510440	Interior, 2 ft fixture in room		each
16510440	Ltg,fluor,lens cover, repl		each
16510440	Int lting fixt, ballast replacement, electronic ballast for two tu		each
16530320	Exit light, repair		each
16530320	Exit light clg or wall mount, L.E.D. battery unit, single face		each
16530320	Emergency light, repair		each
16530320	Emer lt units,btry operated,twin sealed bm lt,25 W,6 V ea,le		each
16585600	Lamps, fluor,int.room, repl	23.0	each
16585600	Lamps, fluor, exterior, security, 7watt		each
16585600	Lamps, "U" tubes, lounge		each

Electrical Total

01 (Unassigned)

01905100	CHECK ROOMS WITH NO DESCR.FOR ADD.DESCR	84.0	each
----------	---	------	------

(Unassigned) Total

07 Conveying

0712101950	H) clean and adjust proximity devices on door.		each
------------	--	--	------

Conveying Total

08 Mechanical

08110900	Door saver, instal,		each
08110900	Install new hinge		sets
08110900	Lockset, bathroom, replace		each
08110900	Lock, Window repair/replace		each
08720300	Install weatherstripping	4.0	opng
08720300	Weather stripping, secure existin.		opng

Mechanical Total

09 (Unassigned)

09310100	Install new tiles		sqft
----------	-------------------	--	------

(Unassigned) Total

15 (Unassigned)

15410100	Valve, toilet, rebuild	8.0	each
----------	------------------------	-----	------

1000



CSI	Item Description for HP-510	Takeoff Quantity	Unit
15410100	Valve, urinal rebuild		each
15410100	Remove/install trap	2.0	each
15418400	Sink (to 23" x 18", single)		each

(Unassigned) Total

16	(Unassigned)		
16585600	Lamps, incandescent, interior, A21, 100 watt		each

(Unassigned) Total

Grand Total

item


100



Totals

12/14/00 6:02pm

Percent	Amount	Category for HP-510	Hours	Job Cost Phase
100.00 %	1,226	Labor	46.0	
		Material		
		Subcontractor		
		Equipment		
		Other		
		User		
	1,226	Net Costs Subtotal		
	1,226	Total Estimate	\$0.00/item	



BASE MAINTENANCE JOB ORDER

FY 2000	REQ. CODE B048	REQUEST # P M # 047	DIST. DATE-BY 12/15/99		FACILITY # HP-510		
	TICKET # 33547	WC	CAC	BRC	JN/LU EBG0	RON 	RBC
WGC 04	TYPE OF WORK P M REPAIR	PROJECT #	SKETCH N	PLAN N	SPECIAL INSTRUCTIONS CYCLIC MAINTENANCE PM		

FOR FURTHER INFORMATION CONTACT: JOHN YANKOSKY 451-0877

MISC STRUCTURAL, ELECTRICAL, MECHANICAL, AND PLUMBING REPAIRS TO ALL ROOMS AND PUBLIC AREAS AS REQUIRED.

CHECK ROOF HATCH ON 3RD DECK FOR DAMAGE AND REPORT TO JOHN YANKOSKY, 451-0877 ALSO CHECK ROOF DRAINS FOR DEBRIS.

START DATE: FEB 28 NEED MATERIAL BY: 02/21/00

NOTE: DO NOT EXCEED COSTS WITHOUT PRIOR APPROVAL FROM P & E, 451-0877

START DATE: 14 Feb 00 COMPLETE BY: COMPLETION DATE: 9/15/00

PHASE SEQUENCE	SUMMARY OF ESTIMATES							
PHASE NO.	WORK CENTE	EST HRS	SHEET NUMBE	WORK CENTER	LABOR HRS	LABOR COST	MATERIAL COST	TOTAL COST
1	41CG	225	*	41CG	225	\$5,996	\$2,212	\$8,208
			*					\$0
			*	73	VEH	CHG	\$80	\$80
			*					\$0
			*					\$0
			*					\$0
			*					\$0
			*					\$0
			*					\$0
			*					\$0
TOTALS					225	\$5,996	\$2,292	\$8,288


CONTINUED ON SH 0 THRU 0

PREPARED BY JOHN YANKOSKY DATE: 12/13/99

REVIEWED BY: *[Signature]*

AUTHORIZED BY: *[Signature]* DATE: 12/13/99

SHEET 1 OF 32



DATE: 12/11/99

EPS JOB: HP 510

*** FEJE - DETAILED ESTIMATES ***

PAGE: 1

*** PHASE SUMMARY SHEET ***


*** PHASE DESCRIPTIONS ***

JOB/IFS CRAFT/PHASE	WORK CENTER	CRAFT NAME	BLDG/ FACILITY	EST HOURS
1 1/1	41CG	COMPANY CONCEPT CARPENTER	/P-510	225
MISC STRUCTURAL, ELECTRICAL, MECHANICAL, & PLUMBING REPAIRS TO ALL ROOMS AND PUBLIC AREAS.				

*** TOTAL NUMBER OF PHASES ARE *** 1

*** THE LAST PHASE HAS BEEN PRINTED ***

SHF#2



DATE: 99/12/11

EPS JOB: HP 510

*** FEJE - DETAILED ESTIMATES ***
*** BILL OF MATERIALS ***

PAGE: 1

WORK REQUEST NUMBER: HP 510
ACCOUNT CODE NUMBER: B048
PREPARED BY: JOHN YANKOSKY
JOB ORDER NUMBER:

PHASE NO: 1 IFS PHASE NO: 1
DATE CREATED: 99/12/11 ²⁰⁷
DELIVERY DATE: ~~00/02/11~~ 00/02/21
DELIVER MATERIALS TO: 41CG

MCN-NSN: 6350-01-C00-17740	UNIT OF ISSUE: EA	SOURCE OF SUPPLY: LO
QUANTITY: 8	UNIT COST: 9.75	TOTAL COST: 78.00
LOCATION:		
DESCRIPTION: SMOKE DETECTOR, 9V BATTERY BACKUP, BAT. INCLUDED		
NOW CARRIED IN WARE HOUSE. SAME AS 4210-86-RAC-BATT		
S/S IF WAREHOUSE IS OUT IS MADDUX 1-800-849-5506, LISA		
MADDUX PART # 86 RAC.		

SOS TOTAL COST: \$78.00

*** CONTINUED ON PAGE 2 ***

S 47 #3

11-11-11

NOV 11 11 11 AM '11

WORK REQUEST NUMBER: HP 510
ACCOUNT CODE NUMBER: B048
PREPARED BY: JOHN YANKOSKY
JOB ORDER NUMBER:

PHASE NO: 1 IFS PHASE NO: 1
DATE CREATED: 99/12/11
DELIVERY DATE: 00/02/07
DELIVER MATERIALS TO: 41CG

MCN-NSN: 4510-00-30"-X3/40 UNIT OF ISSUE: EA SOURCE OF SUPPLY: BPA
QUANTITY: 5 UNIT COST: 5.25 TOTAL COST: 26.25
LOCATION:
DESCRIPTION: BAR, TOWEL, 3/4" X 30", STAINLESS STEEL W/MOUNTING
BRACKETS, TRAYCO P/N 232017
S/S TRAYCO
FLORENCE, SC.
1-800-845-4462
. . .

MCN-NSN: 5340-MM-180-0-630 UNIT OF ISSUE: SE SOURCE OF SUPPLY: BPA
QUANTITY: 8 UNIT COST: 5.25 TOTAL COST: 42.00
LOCATION:
DESCRIPTION: HINGE, CABINET, GRASS 1800-52 WITH BASE PLATE.
S/S AMESCO
NEW BERN, NC.
1-800-682-0128
. . .

MCN-NSN: 5670-DR-IPC-AP000 UNIT OF ISSUE: EA SOURCE OF SUPPLY: BPA
QUANTITY: 5 UNIT COST: 7.59 TOTAL COST: 37.95
LOCATION:
DESCRIPTION: CAP, DRIP, DOOR, MACKILNBURG-DUNCAN P/N 06247.
S/S JACKSONVILLE BUILDERS
JACKSONVILLE, NC.
455-3961
. . .

MCN-NSN: 6210-PF-440-20000 UNIT OF ISSUE: EA SOURCE OF SUPPLY: BPA
QUANTITY: 8 UNIT COST: 22.50 TOTAL COST: 180.00
LOCATION:
DESCRIPTION: LENS, LIGHT, FLOUR FIXTURE, CRAVEN P/N 440-2, 2' LONG.
HP-507, HP-508 (HEAD)
S/S CRAVEN ELECTRIC
JACKSONVILLE, NC.
353-4643
CRAVEN ALSO GIVE ANOTHER PART # FOR SAME ITEM
PART # B7-2
. . .

5
A
7
4

1 2 3 4 5 6 7 8 9 10 11 12

WORK REQUEST NUMBER: HP 510
ACCOUNT CODE NUMBER: B048
PREPARED BY: JOHN YANKOSKY
JOB ORDER NUMBER:

PHASE NO: 1 IFS PHASE NO: 1
DATE CREATED: 99/12/11
DELIVERY DATE: 00/02/07
DELIVER MATERIALS TO: 41CG

MCN-NSN: 6210-PF-440-30000 UNIT OF ISSUE: EA SOURCE OF SUPPLY: BPA
QUANTITY: 8 UNIT COST: 24.50 TOTAL COST: 196.00
LOCATION:

DESCRIPTION: LENS LIGHT, FLUOR FIXTURE, CRAVEN P/N PF-440-3
S/S CARVEN ELECTRIC
JACKSONVILLE, NC.
353-4643

CRAVEN ALSO GAVE ANOTHER PART # FOR SAME ITEM
PART # B7-3
KEVIN ASK GENE AT CRAVEN TO MAKE SURE THAT WE GET
B7-3 WE HAD A MIX UP ON THIS ORDER LAST TIME.
B7-3 & PN PF-440-3 SHOULD BE THE SAME
IF NOT I WILL HAVE TO GIVE HIM A SAMPLE FOR B7-3
HP-445,HP-507,HP-508
. . .

MCN-NSN: 7105-00-000-31310 UNIT OF ISSUE: EA SOURCE OF SUPPLY: BPA
QUANTITY: 1 UNIT COST: 84.90 TOTAL COST: 84.90
LOCATION:

DESCRIPTION: MIRROR, 31" X 31", BRADLEY P/N 700
S/S HARDWARE DISTRIBUTORS INC
GREENSBORO, NC.
1-800-632-1324
. . .

SOS TOTAL COST: \$567.10

*** CONTINUED ON PAGE 4 ***

SH#5

1
2
3
4
5
6
7
8
9
10
11
12
13
14
15
16
17
18
19
20
21
22
23
24
25
26
27
28
29
30
31
32
33
34
35
36
37
38
39
40
41
42
43
44
45
46
47
48
49
50

EPS JOB: HP 510

DATE: 99/12/11

*** FEJE - DETAILED ESTIMATES ***
*** BILL OF MATERIALS ***

PAGE: 4

WORK REQUEST NUMBER: HP 510
ACCOUNT CODE NUMBER: B048
PREPARED BY: JOHN YANKOSKY
JOB ORDER NUMBER:

PHASE NO: 1 IFS PHASE NO: 1
DATE CREATED: 99/12/11
DELIVERY DATE: 00/02/07
DELIVER MATERIALS TO: 41CG

MCN-NSN: 5935-00-DUR-ABLE0 UNIT OF ISSUE: EA SOURCE OF SUPPLY: CR
QUANTITY: 10 UNIT COST: 1.71 TOTAL COST: 17.10
LOCATION:

DESCRIPTION: RECEPTACLE, DUPLEX, VINYL, MORE DURABLE
PASS & SEYMOUR CATALOG # CR20
20 A, 125 VOLT DUPLEX RECEPT. BROWN, COMMERCIAL GRADE
DO NOT SUBSTITUTE. TESTING FOR DURABILITY
S/S CRAVEN ELECTRIC, JACKSONVILLE. PH # 353-4643
. . .

SOS TOTAL COST: \$17.10

*** CONTINUED ON PAGE 5 ***

S47#6

EPS JOB: HP 510

DATE: 99/12/11

*** FEJE - DETAILED ESTIMATES ***
*** BILL OF MATERIALS ***

PAGE: 5

WORK REQUEST NUMBER: HP 510
ACCOUNT CODE NUMBER: B048
PREPARED BY: JOHN YANKOSKY
JOB ORDER NUMBER:


PHASE NO: 1 IFS PHASE NO: 1
DATE CREATED: 99/12/11
DELIVERY DATE: 00/02/07
DELIVER MATERIALS TO: 41CG

MCN-NSN: 1000-16-X8"-HDSA0	UNIT OF ISSUE: EA	SOURCE OF SUPPLY: IHR
QUANTITY: 3	UNIT COST: 20.00	TOTAL COST: 60.00
LOCATION:		
DESCRIPTION: GRILLE, 16" X 8", HD (SA), SUPPLY		
HART & COOLEY PART# 16" X 8" HD (SA)		
S/S IHRIE SUPPLY, PH# 1-800-277-0188		
.		
.		
.		

SOS TOTAL COST: \$60.00

*** CONTINUED ON PAGE 6 ***

S
H
A
R
T



DATE: 99/12/11

EPS JOB: HP 510

*** FEJE - DETAILED ESTIMATES ***
*** BILL OF MATERIALS ***

PAGE: 6

WORK REQUEST NUMBER: HP 510
ACCOUNT CODE NUMBER: B048
PREPARED BY: JOHN YANKOSKY
JOB ORDER NUMBER:

PHASE NO: 1 IFS PHASE NO: 1
DATE CREATED: 99/12/11
DELIVERY DATE: 00/02/07
DELIVER MATERIALS TO: 41CG

MCN-NSN: 4510-01-187-25570 UNIT OF ISSUE: EA SOURCE OF SUPPLY: LOC
QUANTITY: 10 UNIT COST: 4.90 TOTAL COST: 49.00
LOCATION:
DESCRIPTION: SHOWER HEAD, BALL JOINT CONE PATTERN, BRASS CHROME
PLATED W/ADJ SPRAY, .05" THD INTERNAL,
P/N 3024K11 MCMaster-CARR.

MCN-NSN: 4510-01-200-65030 UNIT OF ISSUE: EA SOURCE OF SUPPLY: LOC
QUANTITY: 5 UNIT COST: 1.69 TOTAL COST: 8.45
LOCATION:
DESCRIPTION: HOLDER, TOILET TISSUE ROLLED, SPRING LOADED, TO FIT BETWEEN
2 FIXED POINTS. ROLLER

MCN-NSN: 4510-01-C00-06710 UNIT OF ISSUE: PR SOURCE OF SUPPLY: LOC
QUANTITY: 5 UNIT COST: 4.90 TOTAL COST: 24.50
LOCATION:
DESCRIPTION: HOLDER, TOILET TISSUE, CHROME, P/N 632 SEACHROME.

MCN-NSN: 4730-00-221-23970 UNIT OF ISSUE: EA SOURCE OF SUPPLY: LOC
QUANTITY: 10 UNIT COST: 1.75 TOTAL COST: 17.50
LOCATION:
DESCRIPTION: SPUD, WATER CLOSET, 1-1/2" NPT, FULL OPEN TYPE,
BRASS, W/GASKET & FRICTION RING, P/N 9660112 CRANE.
THIS IS MOST COMMONLY USED 1 1/2

MCN-NSN: 4730-01-016-25330 UNIT OF ISSUE: EA SOURCE OF SUPPLY: LOC
QUANTITY: 10 UNIT COST: 5.32 TOTAL COST: 53.20
LOCATION:
DESCRIPTION: SPUD, WATER CLOSET, 1" X 3/4" NPT, REDUCING, BRASS
W/GASKET AND FRICTION RING.
THIS IS USED THE MOST FOR MOST BUIDLINGS

847AS

*** CONTINUED ON PAGE 7 ***

11/11/11
11/11/11

WORKSHEET
NO. 1
DATE
JOB

WORK REQUEST NUMBER: HP 510
ACCOUNT CODE NUMBER: B048
PREPARED BY: JOHN YANKOSKY
JOB ORDER NUMBER:

PHASE NO: 1 IFS PHASE NO: 1
DATE CREATED: 99/12/11
DELIVERY DATE: 00/02/07
DELIVER MATERIALS TO: 41CG

MCN-NSN: 5340-00-000-00580 UNIT OF ISSUE: EA SOURCE OF SUPPLY: LOC
QUANTITY: 1 UNIT COST: 35.12 TOTAL COST: 35.12
LOCATION:
DESCRIPTION: CLOSER, DOOR, SZ 3, OVERHEAD SURFACE MOUNT, SINGLE ACTION,
LIQUID CONTROLLED, W/HARDWARE.

MCN-NSN: 5340-01-C00-79800 UNIT OF ISSUE: EA SOURCE OF SUPPLY: LOC
QUANTITY: 2 UNIT COST: 14.75 TOTAL COST: 29.50
LOCATION:
DESCRIPTION: KIT, INSTALL-A-LOCK, 2-3/4" BACK SET.

MCN-NSN: 5340-01-C00-82910 UNIT OF ISSUE: EA SOURCE OF SUPPLY: LOC
QUANTITY: 4 UNIT COST: 3.21 TOTAL COST: 12.84
LOCATION:
DESCRIPTION: STOP, DOMESTOP, DOOR, FLOOR MOUNTED, SATIN CHROME,
1-3/8" DIA., 1/2" HEIGHT.

MCN-NSN: 5640-01-107-49400 UNIT OF ISSUE: BX SOURCE OF SUPPLY: LOC
QUANTITY: 1 UNIT COST: 25.60 TOTAL COST: 25.60
LOCATION:
DESCRIPTION: TILE, CEILING, 24" X 24" X 5/8", ACOUSTICAL, FISSURED,
WHITE FINISH, MINERAL FIRE RATED, 16 PCS PER BX.
P/N 756A ARMSTRONG

MCN-NSN: 5680-00-477-60710 UNIT OF ISSUE: EA SOURCE OF SUPPLY: LOC
QUANTITY: 8 UNIT COST: 2.13 TOTAL COST: 17.04
LOCATION:
DESCRIPTION: MOULDING, 4" X 48", RUBBER, COVE BASE, BLACK,
P/N 64A7681 SEARS.

5479



1
2
3
4
5
6
7
8
9
10
11
12
13
14
15
16
17
18
19
20
21
22
23
24
25
26
27
28
29
30
31
32
33
34
35
36
37
38
39
40
41
42
43
44
45
46
47
48
49
50

DATE: 99/12/11

EPS JOB: HP 510

*** FEJE - DETAILED ESTIMATES ***

PAGE: 8

*** BILL OF MATERIALS ***

WORK REQUEST NUMBER: HP 510
ACCOUNT CODE NUMBER: B048
PREPARED BY: JOHN YANKOSKY
JOB ORDER NUMBER:

PHASE NO: 1 IFS PHASE NO: 1
DATE CREATED: 99/12/11
DELIVERY DATE: 00/02/07
DELIVER MATERIALS TO: 41CG

MCN-NSN: 5680-01-C00-01780 UNIT OF ISSUE: LG SOURCE OF SUPPLY: LOC
QUANTITY: 3 UNIT COST: 9.10 TOTAL COST: 27.30
LOCATION:
DESCRIPTION: WEATHER STRIP, DOOR, 7/8" WIDE X 7' LONG.
.
.
.

MCN-NSN: 5930-01-C00-78860 UNIT OF ISSUE: EA SOURCE OF SUPPLY: LOC
QUANTITY: 10 UNIT COST: .61 TOTAL COST: 6.10
LOCATION:
DESCRIPTION: SWITCH, TOGGLE, 1 POLE, SNGL THROW, 15A, 120V, SCR TERM,
.
.
.

MCN-NSN: 5975-00-494-06530 UNIT OF ISSUE: EA SOURCE OF SUPPLY: LOC
QUANTITY: 4 UNIT COST: .48 TOTAL COST: 1.92
LOCATION:
DESCRIPTION: PLATE, WALL, ELEC, 2 GANG, SNAP-TUMBLER TYPE, FLUSH
BROWN PLASTIC.
.
.
.


MCN-NSN: 6210-01-C00-05170 UNIT OF ISSUE: EA SOURCE OF SUPPLY: LOC
QUANTITY: 2 UNIT COST: 44.80 TOTAL COST: 89.60
LOCATION:
DESCRIPTION: FIXTURE, LIGHT, LENS COLOR: OPAL WHITE, WATT 2-7PL
LAMPS, BALLAST NPF, 120V, MDL #300, MFG: HARRIS.
BATHROOM, CEILING MOUNT.
.
.
.

MCN-NSN: 6210-01-C00-11480 UNIT OF ISSUE: EA SOURCE OF SUPPLY: LOC
QUANTITY: 5 UNIT COST: 33.63 TOTAL COST: 168.15
LOCATION:
DESCRIPTION: LENS, COVER, FLUORESCENT LIGHT, W/FLANGE "CUSTOM
DIFFUSER (P/N UNIQUE TO LONGLEY SUPPLY FOR MALCOLITE)
49-1/4", P/N MAL 950-4774 (MALCOLITE)
USED IN ROOM OVERHEAD, HP-507, HP-508, WT ROOM 1042
.
.
.

*** CONTINUED ON PAGE 9 ***

S

10



WORK REQUEST NUMBER: HP 510
ACCOUNT CODE NUMBER: B048
PREPARED BY: JOHN YANKOSKY
JOB ORDER NUMBER:

PHASE NO: 1 IFS PHASE NO: 1
DATE CREATED: 99/12/11
DELIVERY DATE: 00/02/07
DELIVER MATERIALS TO: 41CG

MCN-NSN: 6230-01-217-71850 UNIT OF ISSUE: EA SOURCE OF SUPPLY: LOC
QUANTITY: 1 UNIT COST: 59.15 TOTAL COST: 59.15
LOCATION:
DESCRIPTION: LIGHT SET, EMERGENCY, 120/277V, LIGHTS W/LEAD-
CALCIUM TYPE BATTERY. (FED SPEC) 81348.
. . .

MCN-NSN: 6240-00-299-72500 UNIT OF ISSUE: EA SOURCE OF SUPPLY: LOC
QUANTITY: 16 UNIT COST: 2.35 TOTAL COST: 37.60
LOCATION:
DESCRIPTION: LAMP, FLUOR, 20W, MED BIPIN, T-12 BULB, WARM WHITE,
PREHEAT START, 24", P/N F20TT12WW (GE).
. . .


MCN-NSN: 6240-01-124-00370 UNIT OF ISSUE: BX SOURCE OF SUPPLY: LOC
QUANTITY: 1 UNIT COST: 44.07 TOTAL COST: 44.07
LOCATION:
DESCRIPTION: LAMP, FLUOR, MED, BIPIN, RAPID START, COOL WHITE,
25W, 36" LONG, ENERGY SAVER.
P/N F30T12/CW/RS/SS (SYLVANIA) 47472.
. . .

MCN-NSN: 6240-01-C00-18320 UNIT OF ISSUE: EA SOURCE OF SUPPLY: LOC
QUANTITY: 36 UNIT COST: 10.80 TOTAL COST: 388.80
LOCATION:
DESCRIPTION: LAMP, FLUOR, T-8 U-SHAPED, USED IN LOUNGE
RENOVATED BY MWR.
S/S CARRIED IN WAREHOUSE
UNIT OF ISSUE IS EACH BUT PACKAGED 12 TO A CASE
. . .

SOS TOTAL COST: \$1095.44

*** CONTINUED ON PAGE 10 ***

SH# 11



DATE: 99/12/11

EPS JOB: HP 510
*** FEJE - DETAILED ESTIMATES ***
*** BILL OF MATERIALS ***

PAGE: 10

WORK REQUEST NUMBER: HP 510
ACCOUNT CODE NUMBER: B048
PREPARED BY: JOHN YANKOSKY
JOB ORDER NUMBER:

PHASE NO: 1 IFS PHASE NO: 1
DATE CREATED: 99/12/11
DELIVERY DATE: 00/02/07
DELIVER MATERIALS TO: 41CG

MCN-NSN: 5340-KI-DWN-STOP0 UNIT OF ISSUE: EA SOURCE OF SUPPLY: PAL
QUANTITY: 8 UNIT COST: 6.10 TOTAL COST: 48.80

LOCATION:

DESCRIPTION: DOOR STOP, KICK DOWN, MORE DURABLE

DO NOT SUBSTITUTE

PART # DH25

S/S PALMETTO PARTS

MYRTLE BEACH, S.C. PH # 1-800-830-0426

SOS TOTAL COST: \$48.80

*** CONTINUED ON PAGE 11 ***

SHT #12

DATE: 99/12/11

EPS JOB: HP 510

*** FEJE - DETAILED ESTIMATES ***
*** BILL OF MATERIALS ***

PAGE: 11

WORK REQUEST NUMBER: HP 510
ACCOUNT CODE NUMBER: B048
PREPARED BY: JOHN YANKOSKY
JOB ORDER NUMBER:

PHASE NO: 1 IFS PHASE NO: 1
DATE CREATED: 99/12/11
DELIVERY DATE: 00/02/07
DELIVER MATERIALS TO: 41CG

MCN-NSN: 4510-00-SCO-TTVA0	UNIT OF ISSUE: EA	SOURCE OF SUPPLY: SCT
QUANTITY: 6	UNIT COST: 2.00	TOTAL COST: 12.00
LOCATION:		
DESCRIPTION: HANDLE, VANITY, CHROME PLT, U-SHAPED		
USED AT GEIGER & 500 AREA & FC 571 & HP 500 AREA		
U-SHAPED VANITY HANDLES		
S/S SCOTT		
4" CENTER, PLEASE INCLUDE MOUNTING SCREWS		

SOS TOTAL COST: \$12.00

*** CONTINUED ON PAGE 12 ***

SCOTT #13



1
2
3
4
5
6
7
8
9
10
11
12
13
14
15
16
17
18
19
20
21
22
23
24
25
26
27
28
29
30
31
32
33
34
35
36
37
38
39
40
41
42
43
44
45
46
47
48
49
50
51
52
53
54
55
56
57
58
59
60
61
62
63
64
65
66
67
68
69
70
71
72
73
74
75
76
77
78
79
80
81
82
83
84
85
86
87
88
89
90
91
92
93
94
95
96
97
98
99
100

DATE: 99/12/11

EPS JOB: HP 510

*** FEJE - DETAILED ESTIMATES ***
*** BILL OF MATERIALS ***

PAGE: 12

WORK REQUEST NUMBER: HP 510
ACCOUNT CODE NUMBER: B048
PREPARED BY: JOHN YANKOSKY
JOB ORDER NUMBER:

PHASE NO: 1 IFS PHASE NO: 1
DATE CREATED: 99/12/11
DELIVERY DATE: 00/02/07
DELIVER MATERIALS TO: 41CG


MCN-NSN: 7310-00-671-FAN00	UNIT OF ISSUE: EA	SOURCE OF SUPPLY: SHP
QUANTITY: 6	UNIT COST: 48.00	TOTAL COST: 288.00
LOCATION:		
DESCRIPTION: FAN, EXHAUST, BROAN 676		
S/S SHEPPAPRD ELECTRIC, 1-800-2809-6260		
PART # FOR FAN ASSEMBL IS 97009744		
PART # FOR MOTOR IS 97009752		
NEED BOTH, WILL TAKE A COMPLETE UNIT IF CHEAPER		

MCN-NSN: 7310-EX-676-FAN00	UNIT OF ISSUE: EA	SOURCE OF SUPPLY: SHP
QUANTITY: 8	UNIT COST: 5.71	TOTAL COST: 45.68
LOCATION:		
DESCRIPTION: FAN, EXHAUST, 676 BLOWER WHEEL		
S/S SHEPPARD ELECTRIC, 1-800-280-6260		
PART # 97009755		

SOS TOTAL COST: \$333.68

PHASE TOTAL COST: \$2212.12

SAT #14



CYCLIC MAINTENANCE

AREA & FACILITY: 5/HPS10


INSPECTOR YANKOSKY 451-0877

SHEET # 1 OF 18

INSPECTION AREAS	100			101			102			103			104		
	RPR	RPL	REMARKS	RPR	RPL	REMARKS	RPR	RPL	REMARKS	RPR	RPL	REMARKS	RPL	RPK	REMARKS
NIGHT LIGHT															
OVERHEAD LIGHT															
VANITY LIGHT															
FAUCET	✓		drain stopper												
EXHAUST FAN															
TOLIET															
TOLIET PAPER HOLD.															
SHOWER HEAD								✓	missing						
INSPECTION AREAS:	105			106			107			108			109		
NIGHT LIGHT															
OVERHEAD LIGHT															
VANITY LIGHT															
FAUCET		✓	Sink plunger												
EXHAUST FAN															
TOLIET															
TOLIET PAPER HOLD.															
SHOWER HEAD															
Smoke detector	✓														

REMARKS:

SHEET #15



CYCLIC MAINTENANCE

AREA & FACILITY: 5/HP S10

INSPECTOR YANKOSKY 451-0877

SHEET # 4 OF 18

INSPECTION AREAS	131			132			133			134			135		
	RPR	RPL	REMARKS	RPR	RPL	REMARKS	RPR	RPL	REMARKS	RPR	RPL	REMARKS	RPL	RPK	REMARKS
NIGHT LIGHT															
OVERHEAD LIGHT								✓	bulbs						
VANITY LIGHT															
FAUCET															
EXHAUST FAN															
TOLIET															
TOLIET PAPER HOLD.															
SHOWER HEAD															
TOWEL BAR											✓				
INSPECTION AREAS:	136			137			138			139					
	RPR	RPL	REMARKS	RPR	RPL	REMARKS	RPR	RPL	REMARKS	RPR	RPL	REMARKS	RPL	RPK	REMARKS
NIGHT LIGHT															
OVERHEAD LIGHT					✓	bulbs									
VANITY LIGHT															
FAUCET															
EXHAUST FAN					✓	stopper + plunger		✓	stopper + plunger						
TOLIET															
TOLIET PAPER HOLD.															
SHOWER HEAD								✓	MISSING						
Towel BAR					✓										
SMOKE DETECTOR											✓	MISSING			

REMARKS:

SHEET # 18

111111

111111

111111

111111

111111

111111

CYCLIC MAINTENANCE

AREA & FACILITY: HP510 2nd Deck

INSPECTOR YANKOSKY 451-0877

SHEET # 5 OF 18

INSPECTION AREAS	200			201			202			203			204		
	RPR	RPL	REMARKS	RPR	RPL	REMARKS	RPR	RPL	REMARKS	RPR	RPL	REMARKS	RPL	RPK	REMARKS
NIGHT LIGHT															
OVERHEAD LIGHT															
VANITY LIGHT															
FAUCET															
EXHAUST FAN															
TOLIET															
TOLIET PAPER HOLD.															
SHOWER HEAD															
HEAD DOOR				X											
Towel Bar					X	will not secure									
INSPECTION AREAS:	205			206			207			208			209		
	RPR	RPL	REMARKS	RPR	RPL	REMARKS	RPR	RPL	REMARKS	RPR	RPL	REMARKS	RPL	RPK	REMARKS
NIGHT LIGHT															
OVERHEAD LIGHT															
VANITY LIGHT															
FAUCET															
EXHAUST FAN	X		vent in sim's area												
TOLIET															
TOLIET PAPER HOLD.															
SHOWER HEAD															
HEAD DOOR				X											
Intercom	X														

REMARKS:

SHT # 19

1940

1941

1942

1943

1944

1945

1946

1947

1948

1949

1950

CYCLIC MAINTENANCE

AREA & FACILITY: HP 510 2nd Deck

INSPECTOR YANKOSKY 451-0877

SHEET # 6 OF 918

INSPECTION AREAS	210			211			212			213			214		
	RPR	RPL	REMARKS	RPR	RPL	REMARKS	RPR	RPL	REMARKS	RPR	RPL	REMARKS	RPL	RPK	REMARKS
NIGHT LIGHT															
OVERHEAD LIGHT		X													
VANITY LIGHT															
FAUCET															
EXHAUST FAN															
TOLIET															
TOLIET PAPER HOLD.															
SHOWER HEAD															
INSPECTION AREAS:															
NIGHT LIGHT															
OVERHEAD LIGHT															
VANITY LIGHT															
FAUCET															
EXHAUST FAN															
TOLIET															
TOLIET PAPER HOLD.				X		HARD TO FLUSH									
SHOWER HEAD															
SINK	X		one HANDLE Inop	X		Leaks									
HEAD DOOR							X		WILL NOT SHUT						

REMARKS: _____

SH# 20

1000

1000



CYCLIC MAINTENANCE

AREA & FACILITY: HPS10 2nd Deck

INSPECTOR YANKOSKY 451-0877

SHEET # 7 OF 18

INSPECTION AREAS	220			221			222			223			224		
	RPR	RPL	REMARKS	RPR	RPL	REMARKS	RPR	RPL	REMARKS	RPR	RPL	REMARKS	RPL	RPK	REMARKS
NIGHT LIGHT															
OVERHEAD LIGHT															
VANITY LIGHT															
FAUCET															
EXHAUST FAN															
TOLIET															
TOLIET PAPER HOLD.															
SHOWER HEAD															
Window Latch					X										
Sink				X		NO STOPPER				X		Broke			
INSPECTION AREAS:	225			226			227			228			229		
	RPR	RPL	REMARKS	RPR	RPL	REMARKS	RPR	RPL	REMARKS	RPR	RPL	REMARKS	RPL	RPK	REMARKS
NIGHT LIGHT															
OVERHEAD LIGHT															
VANITY LIGHT															
FAUCET															
EXHAUST FAN															
TOLIET															
TOLIET PAPER HOLD.															
SHOWER HEAD															
Towel Bar	X														
Intercom															
													X		DOESNT WORK

REMARKS:

SHEET # 21

100

101

102

103

104

105

CYCLIC MAINTENANCE

AREA & FACILITY: HP 510 2nd Deck

INSPECTOR YANKOSKY 451-0877

SHEET # 8 OF 918

INSPECTION AREAS	230			231			232			233			234		
	RPR	RPL	REMARKS	RPR	RPL	REMARKS	RPR	RPL	REMARKS	RPR	RPL	REMARKS	RPL	RPK	REMARKS
NIGHT LIGHT															
OVERHEAD LIGHT															
VANITY LIGHT															
FAUCET															
EXHAUST FAN															
TOLIET															
TOLIET PAPER HOLD.															
SHOWER HEAD															
SINK										X		Drain			
INSPECTION AREAS:															
NIGHT LIGHT															
OVERHEAD LIGHT															
VANITY LIGHT															
FAUCET															
EXHAUST FAN															
TOLIET															
TOLIET PAPER HOLD.															
SHOWER HEAD															
SINK															
Cabinet doors (sink)													X		leaks
													X		missing handle

REMARKS:

SHEET # 22



CYCLIC MAINTENANCE

AREA & FACILITY: 5/HP 510

INSPECTOR YANKOSKY 451-0877

SHEET # 9 OF 18

INSPECTION AREAS	300			301			302			303			304		
	RPR	RPL	REMARKS	RPR	RPL	REMARKS	RPR	RPL	REMARKS	RPR	RPL	REMARKS	RPL	RPK	REMARKS
NIGHT LIGHT															
OVERHEAD LIGHT															
VANITY LIGHT															
FAUCET															
EXHAUST FAN											✓	Sink plunger			
TOLIET															
TOLIET PAPER HOLD.															
SHOWER HEAD															
CABINET							✓		Broken handle						
INSPECTION AREAS:	305			306			307			308			309		
NIGHT LIGHT															
OVERHEAD LIGHT															
VANITY LIGHT															
FAUCET															
EXHAUST FAN											✓	Sink plunger		✓	constant drip
TOLIET															
TOLIET PAPER HOLD.															
SHOWER HEAD		✓	MISSING												
VANITY Mirror	✓		MISSING										✓		MISSING
SMOKE DETECTOR			SCREWS								✓			✓	

REMARKS:

SHT # 23

1111



CYCLIC MAINTENANCE

AREA & FACILITY: 5/HP S10

INSPECTOR YANKOSKY 451-0877

SHEET # 10 OF 18

INSPECTION AREAS	310			311			312			313			314		
	RPR	RPL	REMARKS	RPR	RPL	REMARKS	RPR	RPL	REMARKS	RPR	RPL	REMARKS	RPL	RPR	REMARKS
NIGHT LIGHT															
OVERHEAD LIGHT		✓	bulbs in head												
VANITY LIGHT											✓	bulbs in head			
FAUCET															
EXHAUST FAN											✓	cold water handle			
TOLIET															
TOLIET PAPER HOLD.															
SHOWER HEAD															
DOOR			NEEDS PAINTING											✓	MISSING
SECRETARY														✓	MISSING SCREWS ON LATCHES
INSPECTION AREAS:	315			316			317			318			319		
NIGHT LIGHT															
OVERHEAD LIGHT															
VANITY LIGHT															
FAUCET		✓	SINK PLUNGER												
EXHAUST FAN															
TOLIET															
TOLIET PAPER HOLD.															
SHOWER HEAD															
CABINET				✓		Broken door									
VANITY MIRROR							✓		MISSING SCREWS						
SECRETARY										✓		MISSING INSIDE Bracket		✓	MISSING SCREWS

REMARKS: _____

1000

100

100

100

100

100



CYCLIC MAINTENANCE

AREA & FACILITY: 5/HP 510

INSPECTOR YANKOSKY 451-0877

SHEET # 11 OF 18

INSPECTION AREAS	320			321			322			323			324		
	RPR	RPL	REMARKS	RPR	RPL	REMARKS	RPR	RPL	REMARKS	RPR	RPL	REMARKS	RPL	RPK	REMARKS
NIGHT LIGHT															
OVERHEAD LIGHT															
VANITY LIGHT															
FAUCET															
EXHAUST FAN															
TOLIET															
TOLIET PAPER HOLD.															
SHOWER HEAD															
VANITY MIRROR					✓	MISSING SCREWS									
INSPECTION AREAS:	325			326			327			328			329		
	RPR	RPL	REMARKS	RPR	RPL	REMARKS	RPR	RPL	REMARKS	RPR	RPL	REMARKS	RPL	RPR	REMARKS
NIGHT LIGHT		✓	BOLTS OVER SINK												
OVERHEAD LIGHT															
VANITY LIGHT															
FAUCET															
EXHAUST FAN															
TOLIET														✓	
TOLIET PAPER HOLD.															
SHOWER HEAD															
TOWEL BAR															
SMOKE DETECTOR													✓	✓	MISSING HANGING THE WALL

REMARKS: _____

CYCLIC MAINTENANCE

AREA & FACILITY: S/HP 510

INSPECTOR YANKOSKY 451-0877

SHEET # 812 OF 18

INSPECTION AREAS	330			331			332			333			334		
	RPR	RPL	REMARKS	RPR	RPL	REMARKS	RPR	RPL	REMARKS	RPR	RPL	REMARKS	RPL	RPK	REMARKS
NIGHT LIGHT															
OVERHEAD LIGHT															
VANITY LIGHT															
FAUCET															
EXHAUST FAN															
TOLIET											✓				
TOLIET PAPER HOLD.											✓				
SHOWER HEAD															
LIGHT SWITCH								✓		VERY LOOSE					
INSPECTION AREAS:	335			336			337			338			339		
NIGHT LIGHT	RPR	RPL	REMARKS	RPR	RPL	REMARKS	RPR	RPL	REMARKS	RPR	RPL	REMARKS	RPL	RPK	REMARKS
OVERHEAD LIGHT															
VANITY LIGHT															
FAUCET															
EXHAUST FAN															
TOLIET															
TOLIET PAPER HOLD.															
SHOWER HEAD								✓		both MISSING					

REMARKS:

SHT #26

1000

1000

1000

OYOLIO MAINTENANCE

AREA & FACILITY: HP-510

INSPECTOR: YANKOVSKY 11-20-99

13.
SHEET # 3 OF 18

INSPECTION AREAS:	Passage Way			Lounge			Laundry Room			Public Head			Duty Hut		
	RPR	RPL	REMARKS	RPR	RPL	REMARKS	RPR	RPL	REMARKS	RPR	RPL	REMARKS	RPR	RPL	REMARKS
DOOR STOP		1						1							
HARRIS LIGHT		1													
4" LIGHT															
COLD WATER TAP								1							
TOILET PAPER ROLLER											1				
LIGHT SWITCH											1				
DUPLEX SWITCH COUPLER					1										
"U" TUNES					12										
Ceiling 2x2					1bx										

REMARKS:

air leak 1st deck lounge

fan selector switch 1st deck lounge

111

11
12
13
14
15
16
17
18
19
20
21
22
23
24
25
26
27
28
29
30
31
32
33
34
35
36
37
38
39
40
41
42
43
44
45
46
47
48
49
50
51
52
53
54
55
56
57
58
59
60
61
62
63
64
65
66
67
68
69
70
71
72
73
74
75
76
77
78
79
80
81
82
83
84
85
86
87
88
89
90
91
92
93
94
95
96
97
98
99
100



1000



100



11
12
13
14
15
16
17
18
19
20
21
22
23
24
25
26
27
28
29
30
31
32
33
34
35
36
37
38
39
40
41
42
43
44
45
46
47
48
49
50
51
52
53
54
55
56
57
58
59
60
61
62
63
64
65
66
67
68
69
70
71
72
73
74
75
76
77
78
79
80
81
82
83
84
85
86
87
88
89
90
91
92
93
94
95
96
97
98
99
100



10
11
12
13
14
15
16
17
18
19
20
21
22
23
24
25
26
27
28
29
30
31
32
33
34
35
36
37
38
39
40
41
42
43
44
45
46
47
48
49
50
51
52
53
54
55
56
57
58
59
60
61
62
63
64
65
66
67
68
69
70
71
72
73
74
75
76
77
78
79
80
81
82
83
84
85
86
87
88
89
90
91
92
93
94
95
96
97
98
99
100



JOB NUMBER: HP 510 CRAFT PHASE NO: 1 JOB PHASE NO: 1 P&E: JDY
BUILDING / FACILITY: HP-510 ZONE: 3 CREW SIZE: 2
WORK CENTER: 41CG COMPANY CONCEPT CARPENTER LABOR RATE: A
HAZARDOUS WORKING CONDITIONS: NO CREW RETURNS FOR LUNCH: YES
PHASE COSTS: LABOR: 5996 MATERIAL COST: 2212 EQUIPMENT COST:
DEPRECIATION COSTS: TOTAL: 8208
CONTRACT (Y/N): NO IFS PHASE NO.: 1

*** PHASE DESCRIPTION ***

MISC STRUCTURAL, ELECTRICAL, MECHANICAL, & PLUMBING REPAIRS TO ALL ROOMS AND PUBLIC AREAS.

TASK NUMBER: 1 TYPE: LOCAL NON-EPS
TTS REFERENCE: CAR 18 SLOTTED: N/A HOURS: 225.0
MISC STRUCTURAL, ELECTRICAL, MECHANICAL, & PLUMBING REPAIRS TO ALL ROOMS AND PUBLIC AREAS.

*** THE LAST TASK IN THIS PHASE HAS BEEN PRINTED ***


*** JOB PHASE SUMMARY ***

CRAFT TIME	0.0
TOTAL EPS TIME	0.0
TOTAL NON-EPS TIME	225.0

TOTAL PHASE TIME	225.0

*** THE LAST PHASE HAS BEEN PRINTED - END OF PHASE PRINTOUT ***

EPS



BASE MAINTENANCE JOB ORDER

FY 98	AG/SAC EBET	REQ. CODE B048	REQUEST # P&E 1480	DIST. DATE-BY 9-22-98	FACILITY # HP-510		
AAC M67001	FA 23	WC	FC RP	OC/SOC CAC 5850	BRC JN/LU 4703	RON 	RBC
WGC 05	TYPE OF WORK REPAIR	PROJECT #	SKETCH N	PLAN N	SPECIAL INSTRUCTIONS CYCLIC MAINT		

FOR FURTHER INFORMATION CONTACT: JOHN YANKOSKY 5032/5034

MISC STRUCTURAL, ELECTRICAL, MECHANICAL, AND PLUMBING REPAIRS TO ALL ROOMS AND PUBLIC AREAS AS REQUIRED.

CHECK ROOF HATCH ON 3D DECK FOR DAMAGE AND REPORT TO MR. MARSHALL, PH# 5032 ALSO CHECK ROOF DRAINS FOR DEBRIS.

SIGN SHOP TO MAKE ROOM SIGN FOR ROOM # 139.

START DATE: 2/26/99 COMPLETE BY: COMPLETION DATE: 2/26/99

PHASE SEQUENCE *Don* SUMMARY OF ESTIMATES

PHASE NO.	WORK CENTE	EST HRS	SHEET NUMBE	WORK CENTER	LABOR HRS	LABOR COST	MATERIAL COST	TOTAL COST
1	41CG	252 *	*	41CG	252	\$6,292	\$1,737	\$8,029
2	46	1 *	*	46	1	\$25	\$0	\$25
		*	*	73			\$70	\$70
		*	*					\$0
		*	*					\$0
		*	*					\$0
		*	*					\$0
		*	*					\$0
		*	*					\$0
		*	*					\$0
TOTALS					253	\$6,317	\$1,807	\$8,124


CONTINUED ON SH _0_ THRU _0_

PREPARED BY JOHN YANKOSKY DATE: 09/17/98

REVIEWED BY: *[Signature]*

AUTHORIZED BY: *[Signature]* DATE 09/18/98

SHEET _1_ OF _33_



*** PHASE DESCRIPTIONS ***

CRAFT/PHASE	JOB/IFS WORK CENTER	CRAFT NAME	BLDG/ FACILITY	EST HOURS
1	1/1 41CG	COMPANY CONCEPT CARPENTER MISC STRUCTURAL, ELECTRICAL, MECHANICAL, & PLUMBING REPAIRS TO ALL ROOMS AND COMMON AREAS AS PER INSPECTION REPORT.	HP-510	252
1	2/1 46	SIGN SHOP SIGN SHOP TO MAKE ONE EACH ROOM SIGN FOR ROOM # 139. SIGN TO BE MADE OUT OF AVAILABLE SCOTCHLITE MATERIAL.	HP-510	1

*** TOTAL NUMBER OF PHASES ARE *** 2

*** THE LAST PHASE HAS BEEN PRINTED ***

SHT #2
4703

0 77

1503

DATE: 98/09/17

EPS JOB: HP 510
*** FEJE - DETAILED ESTIMATES ***
*** BILL OF MATERIALS ***

PAGE: 1

WORK REQUEST NUMBER: HP 510
ACCOUNT CODE NUMBER: B048
PREPARED BY: JOHN YANKOSKY
JOB ORDER NUMBER:

PHASE NO: 1 IFS PHASE NO: 1
DATE CREATED: 98/09/16
DELIVERY DATE: 98/10/30
DELIVER MATERIALS TO: 41CG

MCN-NSN: 6350-01-C00-17740 UNIT OF ISSUE: EA SOURCE OF SUPPLY: LO
QUANTITY: 2 UNIT COST: 10.00 TOTAL COST: 20.00
LOCATION:
DESCRIPTION: SMOKE DETECTOR, 9V BATTERY BACKUP, BAT. INCLUDED
NOW CARRIED IN WARE HOUSE. SAME AS 4210-86-RAC-BATT
S/S IF WAREHOUSE IS OUT IS MADDUX 1-800-849-5506, LISA
MADDUX PART # 86 RAC.

SOS TOTAL COST: \$20.00

*** CONTINUED ON PAGE 2 ***

4703
SH7 #3

4503

DATE: 98/09/17

*** FEJE - DETAILED ESTIMATES ***
*** BILL OF MATERIALS ***

WORK REQUEST NUMBER: HP 510
ACCOUNT CODE NUMBER: B048
PREPARED BY: JOHN YANKOSKY
JOB ORDER NUMBER:

PHASE NO: 1 IFS PHASE NO: 1
DATE CREATED: 98/09/16
DELIVERY DATE: 98/10/30
DELIVER MATERIALS TO: 41CG

MCN-NSN: 5670-DR-IPC-AP000 UNIT OF ISSUE: EA SOURCE OF SUPPLY: BPA
QUANTITY: 5 UNIT COST: 7.59 TOTAL COST: 37.95
LOCATION:
DESCRIPTION: CAP, DRIP, DOOR, MACKILNBURG-DUNCAN P/N 06247.
S/S JACKSONVILLE BUILDERS
JACKSONVILLE, NC.
455-3961
. . .

MCN-NSN: 5975-5C-261-00000 UNIT OF ISSUE: EA SOURCE OF SUPPLY: BPA
QUANTITY: 10 UNIT COST: 1.54 TOTAL COST: 15.40
LOCATION:
DESCRIPTION: WALLPLATE, DUPLEX/DECORA, GFCI, GRAINGER P/N 5C232,
IVORY, LEVITON P/N 80455-I.
S/S GRAINGER
505 COVILE AVE.
WILMINGTON, NC.
910-762-3088
. . .

SOS TOTAL COST: \$53.35

*** CONTINUED ON PAGE 3 ***

4703
SAT #4

ACCOUNT OF THE
PROCEEDINGS OF THE
COMMISSIONERS OF THE
LAND OFFICE

DATE: 98/09/17

EPS JOB: HP 510

*** FEJE - DETAILED ESTIMATES ***
*** BILL OF MATERIALS ***

PAGE: 3

WORK REQUEST NUMBER: HP 510
ACCOUNT CODE NUMBER: B048
PREPARED BY: JOHN YANKOSKY
JOB ORDER NUMBER:

PHASE NO: 1 IFS PHASE NO: 1
DATE CREATED: 98/09/16
DELIVERY DATE: 98/10/30
DELIVER MATERIALS TO: 41CG

MCN-NSN: 7310-EX-676-MOTRO	UNIT OF ISSUE: EA	SOURCE OF SUPPLY: GRG
QUANTITY: 4	UNIT COST: 38.50	TOTAL COST: 154.00
LOCATION:		
DESCRIPTION: FAN, EXHAUST MOTOR FOR BROAN MODEL #676		
GRANGER PART # 1555291, MOTOR ONLY		
S/S GRANGER, 1-800-323-0620		

SOS TOTAL COST: \$154.00

*** CONTINUED ON PAGE 4 ***

4703
S#7#5

DATE: 98/09/17

EPS JOB: HP 510
*** FEJE - DETAILED ESTIMATES ***
*** BILL OF MATERIALS ***

PAGE: 4

WORK REQUEST NUMBER: HP 510
ACCOUNT CODE NUMBER: B048
PREPARED BY: JOHN YANKOSKY
JOB ORDER NUMBER:

PHASE NO: 1 IFS PHASE NO: 1
DATE CREATED: 98/09/16
DELIVERY DATE: 98/10/30
DELIVER MATERIALS TO: 41CG

MCN-NSN: 5670-SH-OE2-16AV0 UNIT OF ISSUE: EA SOURCE OF SUPPLY: HDW
QUANTITY: 3 UNIT COST: 4.98 TOTAL COST: 14.94
LOCATION:
DESCRIPTION: WEATHER STRIP, DOOR SHOE FOR BOTTOM OF DOOR.

ORDERED FOR HP-307
S/S HARDWARE DISTRIUBTORS, 1-800-632-1324
PART # 216AV, 36 INCHES LONG
KEVIN CHECK WITH ME BEFORE ORDERING.
WE ORDERED SOME OF THESE TO TRY BY THE TIME
YOU RECEIVE WE SHOULD HAVE HAD A CHANCE TO
TRY THEM. THANK YOU, JOHN 9-16-98

.
. .

SOS TOTAL COST: \$14.94

*** CONTINUED ON PAGE 5 ***

4703
SAT # 6

REPT

1000
1951
1000

1503

DATE: 98/09/17

EPS JOB: HP 510

*** FEJE - DETAILED ESTIMATES ***

PAGE: 5

*** BILL OF MATERIALS ***

WORK REQUEST NUMBER: HP 510
ACCOUNT CODE NUMBER: B048
PREPARED BY: JOHN YANKOSKY
JOB ORDER NUMBER:

PHASE NO: 1 IFS PHASE NO: 1
DATE CREATED: 98/09/16
DELIVERY DATE: 98/10/30
DELIVER MATERIALS TO: 41CG

MCN-NSN: 1000-16-X8"-HDSA0	UNIT OF ISSUE: EA	SOURCE OF SUPPLY: IHR
QUANTITY: 3	UNIT COST: 20.00	TOTAL COST: 60.00
LOCATION:		
DESCRIPTION: GRILLE, 16" X 8", HD (SA), SUPPLY		
HART & COOLEY PART# 16" X 8" HD (SA)		
S/S IHRIE SUPPLY, PH# 1-800-277-0188		

SOS TOTAL COST: \$60.00

*** CONTINUED ON PAGE 6 ***

4703
SHP#7

1103

WORK REQUEST NUMBER: HP 510
ACCOUNT CODE NUMBER: B048
PREPARED BY: JOHN YANKOSKY
JOB ORDER NUMBER:

PHASE NO: 1 IFS PHASE NO: 1
DATE CREATED: 98/09/16
DELIVERY DATE: 98/10/30
DELIVER MATERIALS TO: 41CG

MCN-NSN: 4510-01-187-25570 UNIT OF ISSUE: EA SOURCE OF SUPPLY: LOC
QUANTITY: 31 UNIT COST: 10.71 TOTAL COST: 332.01
LOCATION:
DESCRIPTION: SHOWER HEAD, BALL JOINT CONE PATTERN, BRASS CHROME
PLATED W/ADJ SPRAY, .05" THD INTERNAL,
P/N 3024K11 MCMaster-CARR.

MCN-NSN: 4510-01-200-65030 UNIT OF ISSUE: EA SOURCE OF SUPPLY: LOC
QUANTITY: 8 UNIT COST: 1.69 TOTAL COST: 13.52
LOCATION:
DESCRIPTION: HOLDER, TOILET TISSUE ROLLED, SPRING LOADED, TO FIT BETWEEN
2 FIXED POINTS.

MCN-NSN: 4510-01-C00-06710 UNIT OF ISSUE: PR SOURCE OF SUPPLY: LOC
QUANTITY: 3 UNIT COST: 5.71 TOTAL COST: 17.13
LOCATION:
DESCRIPTION: HOLDER, TOILET TISSUE, CHROME, P/N 632 SEACHROME.

MCN-NSN: 5340-01-C00-00940 UNIT OF ISSUE: EA SOURCE OF SUPPLY: LOC
QUANTITY: 2 UNIT COST: 89.10 TOTAL COST: 178.20
LOCATION:
DESCRIPTION: LOCKSET, TUBULAR, 2-3/4" BACKSET, SERIES 4000 GDA,
626 FINISH, TYPE F76, PRIVACY FUNCTION,
P/N 83KOL4ASTK626 BEST LOCK.

MCN-NSN: 5340-01-C00-79800 UNIT OF ISSUE: EA SOURCE OF SUPPLY: LOC
QUANTITY: 1 UNIT COST: 14.75 TOTAL COST: 14.75
LOCATION:
DESCRIPTION: KIT, INSTALL-A-LOCK, 2-3/4" BACK SET.

4703
SHT # 8

1-11-78

ADDITIONAL
INFORMATION
TOP SECRET

4503

WORK REQUEST NUMBER: HP 510
ACCOUNT CODE NUMBER: B048
PREPARED BY: JOHN YANKOSKY
JOB ORDER NUMBER:

PHASE NO: 1 IFS PHASE NO: 1
DATE CREATED: 98/09/16
DELIVERY DATE: 98/10/30
DELIVER MATERIALS TO: 41CG

MCN-NSN: 5930-01-C00-78860 UNIT OF ISSUE: EA SOURCE OF SUPPLY: LOC
QUANTITY: 10 UNIT COST: .60 TOTAL COST: 6.00
LOCATION:
DESCRIPTION: SWITCH, TOGGLE, 1 POLE, SNGL THROW, 15A, 120V, SCR TERM,
. . .

MCN-NSN: 5975-00-494-06530 UNIT OF ISSUE: EA SOURCE OF SUPPLY: LOC
QUANTITY: 10 UNIT COST: .48 TOTAL COST: 4.80
LOCATION:
DESCRIPTION: PLATE, WALL, ELEC, 2 GANG, SNAP-TUMBLER TYPE, FLUSH
BROWN PLASTIC.
. . .

MCN-NSN: 5975-00-682-05590 UNIT OF ISSUE: EA SOURCE OF SUPPLY: LOC
QUANTITY: 10 UNIT COST: .59 TOTAL COST: 5.90
LOCATION:
DESCRIPTION: PLATE, WALL, ELEC, 1 GANG, OUTLET TYPE, STAINLESS
STEEL, SATIN FINISH, P/N 97101 (BRYANT)
. . .

MCN-NSN: 6240-00-299-72500 UNIT OF ISSUE: EA SOURCE OF SUPPLY: LOC
QUANTITY: 10 UNIT COST: 2.37 TOTAL COST: 23.70
LOCATION:
DESCRIPTION: LAMP, FLUOR, 20W, MED BIPIN, T-12 BULB, WARM WHITE,
PREHEAT START, 24", P/N F20TT12WW (GE).
. . .

MCN-NSN: 6240-01-124-00370 UNIT OF ISSUE: BX SOURCE OF SUPPLY: LOC
QUANTITY: 1 UNIT COST: 55.25 TOTAL COST: 55.25
LOCATION:
DESCRIPTION: LAMP, FLUOR, MED, BIPIN, RAPID START, COOL WHITE,
25W, 36" LONG, ENERGY SAVER.
P/N F30T12/CW/RS/SS (SYLVANIA) 47472.
. . .

4703
SHT#9

SECRET
ACCOUNTS
RECEIVED
NOV 20 1954

DATE: 98/09/17

EPS JOB: HP 510

*** FEJE - DETAILED ESTIMATES ***

PAGE: 8

*** BILL OF MATERIALS ***

WORK REQUEST NUMBER: HP 510
ACCOUNT CODE NUMBER: B048
PREPARED BY: JOHN YANKOSKY
JOB ORDER NUMBER:

PHASE NO: 1 IFS PHASE NO: 1
DATE CREATED: 98/09/16
DELIVERY DATE: 98/10/30
DELIVER MATERIALS TO: 41CG

MCN-NSN: 6240-01-C00-18320	UNIT OF ISSUE: EA	SOURCE OF SUPPLY: LOC
QUANTITY: 12	UNIT COST: 10.85	TOTAL COST: 130.20
LOCATION:		
DESCRIPTION: LAMP, FLUOR, T-8 U-SHAPED, USED IN LOUNGE		
RENOVATED BY MWR.		
S/S CARRIED IN WAREHOUSE		
UNIT OF ISSUE IS EACH BUT PACKAGED 12 TO A CASE		

MCN-NSN: MISC-MA-TTI-AL000	UNIT OF ISSUE: EA	SOURCE OF SUPPLY: LOC
QUANTITY: 35	UNIT COST: 10.00	TOTAL COST: 350.00
LOCATION:		
DESCRIPTION: MISC MATERIAL.		

SOS TOTAL COST: \$1131.46

*** CONTINUED ON PAGE 9 ***

4703
4703
SHT#10

EPS JOB: HP 510

DATE: 98/09/17

*** FEJE - DETAILED ESTIMATES ***
*** BILL OF MATERIALS ***

PAGE: 9

WORK REQUEST NUMBER: HP 510
ACCOUNT CODE NUMBER: B048
PREPARED BY: JOHN YANKOSKY
JOB ORDER NUMBER:

PHASE NO: 1 IFS PHASE NO: 1
DATE CREATED: 98/09/16
DELIVERY DATE: 98/10/30
DELIVER MATERIALS TO: 41CG

MCN-NSN: 5340-KI-DWN-STOP0 UNIT OF ISSUE: EA SOURCE OF SUPPLY: PAL
QUANTITY: 15 UNIT COST: 6.10 TOTAL COST: 91.50
LOCATION:
DESCRIPTION: DOOR STOP, KICK DOWN, MORE DURABLE

DO NOT SUBSTITUTE
PART # DH25
S/S PALMETTO PARTS
MYRTLE BEACH, S.C. PH # 1-800-830-0426

SOS TOTAL COST: \$91.50

*** CONTINUED ON PAGE 10 ***

4703
SHT # 11

4503

DATE: 98/09/17

EPS JOB: HP 510

*** FEJE - DETAILED ESTIMATES ***
*** BILL OF MATERIALS ***

PAGE: 10

WORK REQUEST NUMBER: HP 510
ACCOUNT CODE NUMBER: B048
PREPARED BY: JOHN YANKOSKY
JOB ORDER NUMBER:

PHASE NO: 1 IFS PHASE NO: 1
DATE CREATED: 98/09/16
DELIVERY DATE: 98/10/30
DELIVER MATERIALS TO: 41CG

MCN-NSN: 4510-00-SCO-TTVA0	UNIT OF ISSUE: EA	SOURCE OF SUPPLY: SCT
QUANTITY: 30	UNIT COST: 2.00	TOTAL COST: 60.00
LOCATION:		
DESCRIPTION: HANDLE, VANITY, CHROME PLT, U-SHAPED		
USED AT GEIGER & 500 AREA		
U-SHAPED VANITY HANDLES		
S/S SCOTT		

SOS TOTAL COST: \$60.00

*** CONTINUED ON PAGE 11 ***

4703
SHT #12



8054

EPS JOB: HP 510

DATE: 98/09/17

*** FEJE - DETAILED ESTIMATES ***
*** BILL OF MATERIALS ***

PAGE: 11

WORK REQUEST NUMBER: HP 510
ACCOUNT CODE NUMBER: B048
PREPARED BY: JOHN YANKOSKY
JOB ORDER NUMBER:

PHASE NO: 1 IFS PHASE NO: 1
DATE CREATED: 98/09/16
DELIVERY DATE: 98/10/30
DELIVER MATERIALS TO: 41CG


MCN-NSN: 4510-30-225-26800 UNIT OF ISSUE: PR SOURCE OF SUPPLY: TRY
QUANTITY: 12 UNIT COST: 7.23 TOTAL COST: 86.76
LOCATION:
DESCRIPTION: TOWEL BAR POSTS, 3/4 FOR HP 504, 30" BAR
TRAYCO PART # 225268
PAGE I-9 TRAYCO CATALOG
S/S TRAYCO, FLORENCE, S.C. 1-800-845-4462

MCN-NSN: 4510-30-232-01700 UNIT OF ISSUE: EA SOURCE OF SUPPLY: TRY
QUANTITY: 12 UNIT COST: 5.45 TOTAL COST: 65.40
LOCATION:
DESCRIPTION: BAR, TOWEL 30"
TRAYCO PART # 232017, HP 504
S/S TRAYCO, FLORENCE, SC 1-800-845-4462

SOS TOTAL COST: \$152.16

PHASE TOTAL COST: \$1737.41

4708
SHT#13



803

100

100

100

100

CYCLIO MAINTENANCE

AREA & FACILITY: HP-510

INSPECTOR: YANKOSKY 9-15-98

SHEET * 2 OF 20


INSPECTION AREAS:	121			123			125			127			129		
	RPR	RPL	REMARKS	RPR	RPL	REMARKS	RPR	RPL	REMARKS	RPR	RPL	REMARKS	RPR	RPL	REMARKS
SHOWER HEAD					1										
4' FLOOR LENS COV		P.M			1										
NIGHT LIGHT				✓											
FAUCET							✓		STEM LEAKS	✓		ACRA STEM FOR LENS			
2' FLOOR LIGHT							✓								
FACE PLATE (DOOR)													✓		Secure
INSPECTION AREAS:	131			133			135			137			139		
DOOR KNOB	RPR	RPL	REMARKS	RPR	RPL	REMARKS	RPR	RPL	REMARKS	RPR	RPL	REMARKS	RPR	RPL	REMARKS
VANITY HANDLES	✓		SECURE	✓									✓		SECURE
4' FLOOR LIGHT	✓														
NIGHT LIGHT SWITCH		1													
TOILET TOILET				✓		SHORT FLUSH									
DOOR SWEEP							✓								
4' FLOOR LENS								1							
NIGHT LIGHT										✓			✓		
SHOWER HEAD											1				
ROOM SIGN															

REMARKS:

129
127 on bed

4703

SHT #15



CYCLIC MAINTENANCE

AREA & FACILITY: HP-510

INSPECTOR: YANIKOSKY 9-15-98

SHEET : 3 OF 20

INSPECTION AREAS:	138			136			134			132			130		
	RPR	RPL	REMARKS	RPR	RPL	REMARKS	RPR	RPL	REMARKS	RPR	RPL	REMARKS	RPR	RPL	REMARKS
30" TOWEL BAR		1									1				
NIGHT LIGHT				P.M			✓			✓					
SHOWER HEAD								1							
TOILET PAPER ROLLER								1							
FAUCET										✓		DRIPS			
INSPECTION AREAS:	128			126			124			122			120		
	RPR	RPL	REMARKS	RPR	RPL	REMARKS	RPR	RPL	REMARKS	RPR	RPL	REMARKS	RPR	RPL	REMARKS
4' FLOOR LANS					1										
NIGHT LIGHT			P.M	✓											
4' FLOOR LIGHT SWITCH					1										
WALKWAY DOOR				✓		SECURE				✓		SECURE			
30" TOWEL BAR					1									1	
SHOWER HEAD				✓		LEAKS									
FAUCET							✓		STEM LEAKS	✓		STEM LEAKS			
SMOKE DETECTOR											1				

REMARKS:

✓ SECURE
 Show lead spray in cell 122
 136 air lead

4703

SHT # 16

3-10-54

CYCLIO MAINTENANCE

AREA & FACILITY: HP-510

INSPECTOR: YANTOSKY 9-15-98

SHEET : 4 OF 20

INSPECTION AREAS:	118			116			114			112			110		
	RPR	RPL	REMARKS	RPR	RPL	REMARKS	RPR	RPL	REMARKS	RPR	RPL	REMARKS	RPR	RPL	REMARKS
4 th FLOOR LKNS		1													
2 nd FLOOR LIGHT	✓			P.M											
NIGHT LIGHT SWITCH							1								
VANITY DOOR										✓	SECURE				
SMOKE DETECTOR													✓		
VANITY HANDLES													✓		
INSPECTION AREAS:	108			106			104			102			100		
	RPR	RPL	REMARKS	RPR	RPL	REMARKS	RPR	RPL	REMARKS	RPR	RPL	REMARKS	RPR	RPL	REMARKS
SHOWER HEAD		1			1						1				
AC PANEL	✓		SECURE				✓		SECURE						P.M
VANITY HANDLES	✓						✓			✓					
BLINDS		2													
NIGHT LIGHT				✓						✓					
2 nd FLOOR LIGHT				✓											
TOLIKT										✓	LONG FLUSH				

REMARKS:

106 towel 102 bid dent val

4703

SHT #17

1308

CYCLIO MAINTENANCE

AREA & FACILITY:

HP-510

INSPECTOR:

YANTOSKI 9-16-98

SHEET * 5 OF 20

INSPECTION AREAS:	201			203			205			207			209		
	RPR	RPL	REMARKS	RPR	RPL	REMARKS	RPR	RPL	REMARKS	RPR	RPL	REMARKS	RPR	RPL	REMARKS
TOILET TOILET				✓		FLUSH VALVE				✓		SPUD LEAKS			
FAUCET				✓		STEM LEAKS									
AC GRILLE							✓		SECURE				✓		SECURE
3' FLOOR LIGHT							✓		FLICKERS						
30" TOWEL BAR								1							
FACE PLATE											1	RAT HOLE DOOR			
4' FLOOR LENS														1	
SHOWER HEAD														1	
INSPECTION AREAS:	211			213			215			217			219		
RPR	RPL	REMARKS	RPR	RPL	REMARKS	RPR	RPL	REMARKS	RPR	RPL	REMARKS	RPR	RPL	REMARKS	
2' FLOOR LIGHT	✓														
VANITY DOOR	✓		SECURE	✓		SECURE									
3' FLOOR LIGHT				✓											
SHOWER HEAD						1			1						
30" TOWEL BAR														1	
VANITY HANDLES							✓			✓					2
CEILING SEAM													✓		
FACE PLATE															1

REMARKS:

Shower head repair 201
 Check valve leak 203
 Spout leak 207

4703

SHT #18

4503

CYCLIO MAINTENANCE

AREA & FACILITY: HP-510

INSPECTOR: YANKOSKY 9-16-98

SHEET: 6 OF 20

INSPECTION AREAS:	221			223			225			227			229		
	RPR	RPL	REMARKS	RPR	RPL	REMARKS	RPR	RPL	REMARKS	RPR	RPL	REMARKS	RPR	RPL	REMARKS
4 th FLOOR LIGHT															
VANITY HANDLES	✓														
VANITY HANDLES		1													
TOILET	✓		FLOSH. VALVES												
VANITY DOOR				✓		TIGHTEN	✓		TIGHTEN				✓		
NIGHT LIGHT				✓						✓					
AC PANEL				✓		SECURE	✓			✓					
FACE PLATE								1							
NIGHT LIGHT SWITCH											1				
INSPECTION AREAS:	231			233			235			237			239		
	RPR	RPL	REMARKS	RPR	RPL	REMARKS	RPR	RPL	REMARKS	RPR	RPL	REMARKS	RPR	RPL	REMARKS
3 rd TOILET BAR															
TOILET	✓		SILENT FLOSH												
SHOWER HEAD		1						1						1	
NIGHT LIGHT SWITCH		1													
FACE PLATE		1													
WIPERS SWITCH COV					1										
VANITY DOOR				✓		SECURE									4 th LEAS COVER
GFI COVER					1			1							
SMOKE DETECTOR							✓								

EX-FAN MOTOR
REMARKS:

Hand 235 by [unclear] is [unclear]

4703

847#19

4102

CYCLIO MAINTENANCE

AREA & FACILITY: HP-510

INSPECTOR: YANKOSKY

9-16-98

SHEET: 7 OF 20

INSPECTION AREAS:	238			236			234			232			230		
	RPR	RPL	REMARKS	RPR	RPL	REMARKS	RPR	RPL	REMARKS	RPR	RPL	REMARKS	RPR	RPL	REMARKS
FAUCET															
FACE PLATE		1													
GFI COVER		1													
DUAL SW. COVER		1													
SHOWER HEAD		1						1						1	
2' FLOOR LIGHT	✓														
TOILET				✓		SPUD LEAKS									
30" TOILET BR					1			1							TOILET
NIGHT LIGHT							✓								PAPER ROLLER
INSPECTION AREAS:	228			226			224 TILES			222			220		
	RPR	RPL	REMARKS	RPR	RPL	REMARKS	RPR	RPL	REMARKS	RPR	RPL	REMARKS	RPR	RPL	REMARKS
NIGHT LIGHT SWITCH		1													
FAUCET				✓		DRIPS	✓		STEM LEAKS						
SHOWER HEAD					1										
2' FLOOR LIGHT				✓						✓					
PLIST. PAPER ROLLER ENTRANCE DOOR															
FACE PLATE							✓		TIGHTEN						
WEATHER STRIP										✓		TIGHTEN			
AC PANEL										✓		TIGHTEN	✓		


REMARKS:

① CHECK ALL VANITY DOOR & VANITY HARDWARE & REPAIR AS NECESSARY

MAC 230

4703

SHT #20



CYCLIO MAINTENANCE

AREA & FACILITY: HP-510

INSPECTOR: YANKOSKI 9-16-98

SHEET: 8 OF 20

INSPECTION AREAS:	218			216			214			212			210		
	RPR	RPL	REMARKS	RPR	RPL	REMARKS	RPR	RPL	REMARKS	RPR	RPL	REMARKS	RPR	RPL	REMARKS
DONE SWITCH COV.															
WEATHER STRIP	✓		SECURE												
AC SUPPLY GRILLE		1			1									1	
SHOWER HEAD		1												1	
TOILET	✓		LONG FLUSH										✓		SHORT FLUSH
SMOKE DETECTOR				✓											
FAUCET				✓		LOOSE									
DRIP CAP					1										
CFI COVER								1			1				
INSPECTION AREAS:	208			206			204			202			200		
4" VENT	RPR	RPL	REMARKS	RPR	RPL	REMARKS	RPR	RPL	REMARKS	RPR	RPL	REMARKS	RPR	RPL	REMARKS
4" VENT HANDLE					1										
20" TOILET DR		P-M		✓	1										
SHOWER HEAD					1			1			P-M				
EX FAN				✓		RATTLES									
AC PANEL							✓								
41 LENS COVER														1	
FACE PLATE														1	
DRIP CAP														1	
WEATHER STRIP														1	

REMARKS:

cut into 202 200
 AC 204
 4703
 SH#21

4503

CYCLIO MAINTENANCE

AREA & FACILITY: HP-510

INSPECTOR: YANKO SYR 9-16-88


SHEET : 9 OF 20

INSPECTION AREAS:	301			303			305			307			309		
	RPR	RPL	REMARKS	RPR	RPL	REMARKS	RPR	RPL	REMARKS	RPR	RPL	REMARKS	RPR	RPL	REMARKS
NIGHT LIGHT	✓														
30" TOWER BAR	✓			P	M					P	M				
EX FAN MOTOR	✓		SLOW START				P	M		P	M				
SHOWER HEAD		I													
2 nd FLOOR LIGHT													✓		
EX FAN MOTOR														I	
4 th FLOOR LENS															
INSPECTION AREAS:	311			313			315			317			319		
RPR	RPL	REMARKS	RPR	RPL	REMARKS	RPR	RPL	REMARKS	RPR	RPL	REMARKS	RPR	RPL	REMARKS	
4 th FLOOR LENS		I													
FAUCET				I	C.W STANDS										
TOLLET						✓		SHOET FLOSH							
FACE PLATE										I					
NIGHT LIGHT									✓						
SHOWER HEAD													I		

REMARKS:

4703
SHT #22

1508



CYCLIO MAINTENANCE

AREA & FACILITY: HP-510

INSPECTOR: YANKOSKI 9-16-88

SHEET: 11 OF 20

INSPECTION AREAS:	338			336			334			332			330		
	RPR	RPL	REMARKS	RPR	RPL	REMARKS	RPR	RPL	REMARKS	RPR	RPL	REMARKS	RPR	RPL	REMARKS
FLOOR SWITCH					I										
SMOKE DETECTOR							✓								
NIGHT LIGHT		PM								✓				I	
ROOM SMOG											I				
LOCKSET 2/4														I	BR
EX FAN MOTOR														I	
SHOWER HEAD														I	
30" TOWER DAB														I	
INSPECTION AREAS:	328			326			324			322			320		
	RPR	RPL	REMARKS	RPR	RPL	REMARKS	RPR	RPL	REMARKS	RPR	RPL	REMARKS	RPR	RPL	REMARKS
VANITY DOOR	✓				I										
FAUCET	✓		HARD TO OPERATE								PM				
SHOWER HEAD	✓		LEAKS												I
TOLINA				✓		SHORT FLUSH									
NIGHT LIGHT SWITCH									I						
FAN MOTOR															I

REMARKS:

338 not ruled
 finished 336
 338 done again
 Toilet in Citer 332
 Air AC 334 328, 326 524

4703

SAT #24

3054

CYCLIO MAINTENANCE

18W 50X
OSAM

AREA & FACILITY: HP-510

INSPECTOR: YANKOVSKY 9-16-88

SHEET: 12 OF 20

INSPECTION AREAS:	318			316			314			312			310		
	RPR	RPL	REMARKS	RPR	RPL	REMARKS	RPR	RPL	REMARKS	RPR	RPL	REMARKS	RPR	RPL	REMARKS
NIGHT LIGHT SWITCH		1													
SHOWER HEAD					1					✓		LEAKS			
SMOKE DETECTOR				✓						✓					
TOLIET SEAT								1							
2' FLOOR LIGHT							✓								
3' FLOOR LIGHT										✓					
DROP CAP											1				
DOOR SHUT														1	
INSPECTION AREAS:	308			306			304			302			300		
	RPR	RPL	REMARKS	RPR	RPL	REMARKS	RPR	RPL	REMARKS	RPR	RPL	REMARKS	RPR	RPL	REMARKS
D-R. LOCK SET		1													
FAIRFAIR					1										
SMOKE DETECTOR							✓								
AC PANEL							✓								
SHOWER HEAD											1				
4' FLOOR LIGHT														✓	
4' FLOOR LENS															1


REMARKS:

~~ACAC~~

AC AC 306 308, 302

4703

547 #25



OYOLIO MAINTENANCE

AREA & FACILITY: HP-510

INSPECTOR: YANKOSKY 9-16-98

SHEET # 13 OF 20


INSPECTION AREAS: <u>157 DECK</u>	Passage Way			Lounge			Laundry Room			Public Head			Duty Hut		
	RPR	RPL	REMARKS	RPR	RPL	REMARKS	RPR	RPL	REMARKS	RPR	RPL	REMARKS	RPR	RPL	REMARKS
<u>0 TUBS</u>					7										
<u>RECEPTACLE COVER</u>					1										
<u>RECEPTACLE COVER</u>					2										
<u>OR STOP (KICK DR)</u>		3			2			1			1				
<u>EXIT LIGHT</u>	✓														
<u>DOOR KNOB</u>															
<u>TOILET PAPER HOLDER</u>											1				
<u>4th FLOOR LIGHT</u>															

REMARKS:

*air test 1st deck laundry
laundry room suit stopped sp*

4703

SMT #26



CYCLIC MAINTENANCE

AREA & FACILITY: HP-510

INSPECTOR: YANKOSKY 9-16-88

SHEET # 14 OF 20

INSPECTION AREAS: <i>2ND DECK</i>	Passage Way			Lounge			Laundry Room			Public Head			Duty Hut		
	RPR	RPL	REMARKS	RPR	RPL	REMARKS	RPR	RPL	REMARKS	RPR	RPL	REMARKS	RPR	RPL	REMARKS
<i>DECK STOP (KICK ON)</i>		<i>3</i>													
<i>41 LENS COVER</i>		<i>1</i>													
<i>TOLIRT PAPER HELPER</i>								<i>1</i>			<i>1</i>				
<i>RAIN COVER</i>						<i>Pm</i>		<i>1</i>							<i>Pm</i>

REMARKS:

4703

S#7 #27

303

4503

2052

4303

UNIVERSITY OF MICHIGAN

803

INSPECTION REPORT

MCBCL 11101/16

Area & Facility No.		Date	Inspector & Time (Hours) Used	Sheet # 19 of 20 Sheets	
HP-510		9-16-88	YANKOSKY		
Work Center	Urgency Code *	DEFICIENCIES: Include Size, Sketches, and/or Special Information regarding needed corrections.		*Action Taken	ESTIMATE Man Hours Total Cost
		MATERIAL LISTS			
	30 ea	VANITY HANDLE WITH SCREWS			
	1 hd	VANITY SCREWS			
	31 ea	4510-01-187-2557	SHOWER HEAD		
	10 ea	5975-00-682-0559	RECEPTACLE COVER		
	1 bx	6240-01-124-0037	3' FLOOR TUBES		
	1 ea	5340-01-000-7980	DOOR SAVER		
	12 ea	6210-01-000-1148	4' FLOOR LEAS (OVERHEAD IN ROOM)		
	14 ea		FACE PLATE		
	10 ea	5930-01-000-7886	NIGHT LIGHT SWITCH		
	12 ea		30" TOWEL BAR		
	12 PR		TOWEL POSTS		
	8 ea		TOILET PAPER ROLLER		
	2 ea	6350-01-000-1774	SMOKE DETECTOR		
	1 bx	6240-00-299-7250	2' FLOOR TUBES		
	15 ea	5975-00-494-0653	DUAL SWITCH COVER		
	10 ea	5975-5C-261-0000	GFI COVER		
	4 ea		EX FAN MOTOR		
	3 ea		AC SUPPLY GRILLER 16X8		

* URGENCY CODE: Enter appropriate Code as follows:

- A. Emergency nature, should be corrected as soon as possible.
- B. Essential Maintenance, should be corrected within one (1) year.
- C. Projected Maintenance, correction can wait one or more years, Indicate # of years.

** ACTION TAKEN

- 1. Emergency
- 2. Preventive Maint.
- 3. S. W. O. P.
- 4. Deferred Maintenance

4703

SH7 #32

4503

INSPECTION REPORT

MCBCL 11101/16

Area & Facility No.		Date	Inspector & Time (Hours) Used	Sheet # 20 of 20 Sheets	
HP-510		9-16-98	VANKOSKY 9-16-98		
Work Center	Urgency Code *	DEFICIENCIES: Include Size, Sketches, and/or Special Information regarding needed corrections.		*Action *Taken	ESTIMATE Man Hours Total Cost
		MATERIAL LISTS			
	5 ea	DRIP CAP			
	3 ea	DOOR, SHOE WEARFASTAINER			
	2 ea	5340-01-000-0094	B.A. LOCKSET		
	12 ea	"U" TUBES			
	15 ea	DOOR STOP (KICK ON)			
	3 ea	4510-01-000-0671	TOILET PAPER HOLDER		
	1 ea	DRAIN COVER 2 3/4			
		MISCELLANEOUS			
		ROOM SICK 139			

* URGENCY CODE: Enter appropriate Code as follows:

- A. Emergency nature, should be corrected as soon as possible.
- B. Essential Maintenance, should be corrected within one (1) year.
- C. Projected Maintenance, correction can wait one or more years, Indicate # of years.

** ACTION TAKEN

- 1. Emergency
- 2. Preventive Maint.
- 3. S. W. O. P.
- 4. Deferred Maintenance

4703
STP #33

10

10

10

10

10

10

10

10

10

10

10

10

10

10

10

10

10

10

10

10

10

10

10

10

10

10

10

10

10

10

10

10

10

10

10

10

10

10

10

10

10

10

10

10

10

10

10

10

10

10

10

10

10

10

10

10

10

10

10

10

10

10

10

10

10

10

10

10

10

10

10

10

10

10