

INSPECTION REPORT-BOILERS
 NAVFAC 9-11014/41 (3/87)
 Supersedes NAVDOCKS 2544
 S/N 0105-LF-004-0000

DATE OF INSPECTION
9 DEC 1986

TYPE OF INSPECTION
 A INTERNAL & EXTERNAL B INTERNAL & EXTERNAL WITH PRESSURE TEST C OPERATIONAL

1. FROM **BASE MAINT. OFFICER
 CAMP LEJEUNE, N. C.**
 2. TO **NAVFACENCOM
 NORFOLK, VA**

14. CERTIFICATE ISSUED YES NO
9 DEC 1986
 15. BOILER INSPECTOR

Thomas L. Lawrie
 NAVY OR NATIONAL BOARD NO.

NAVFAC 239
 16. REASON FOR NOT ISSUING CERTIFICATE

BOILER DATA

3. MANUFACTURER
KELLOGG - AMERICAN

4. PROPERTY NO. PV-10	5. MFG. SERIAL NO. 833753	6. MFG. MODEL NO. N.B. 052175
7. BUILDING NO. AS-451	8. YEAR BUILT 1976	9. CAPACITY 15 CU. FT. VOL.

10. FUEL (Check)
 COAL OIL GAS

11. PRESSURE
 DESIGNED **200** psi OPERATING **90** psi TEST **300** psi

12. FEED WATER TREATMENT
 SATISFACTORY UNSATISFACTORY

13. TYPE
 WATER TUBE FIRE TUBE C. I.

NAVFAC COPY

17. BOILER USE
AIR-RECEIVER

18. COMBUSTION CONTROL (Mfg. Name)

19. COMBUSTION
 _____ % CO₂ _____ % EXCESS O₂

20. FLUE GAS TEMPERATURE
 AFTER BOILER _____ °F : AFTER HEAT TRAP _____ °F

**SAFETY DEVICES
 SAFETY VALVES**

21. MANUFACTURER
FC KINGSTON

22. NUMBER AND SIZE 1-1/4"	23. PSI SETTING 200	24. CONDITION SAT.
--------------------------------------	-------------------------------	------------------------------

STEAM PRESSURE GAUGE

25. MANUFACTURER
ASHCROFT

26. CORRECTIONS
 WATER LEG CONSTANT _____ psi; OTHER _____ psi

27. REASON IF NOT TESTED

FIRING EQUIPMENT


ITEM	IN SERVICE	ALTERNATE
28. MANUFACTURER		
29. TYPE		
30. FUEL GRADE		

31. INSPECTOR'S COMMENTS
1. START & MAINTAIN P.M. LOG
2. CLEAN AIR-COMPRESSOR AND RECEIVER TANK

32. ATTACHMENT(S) (Check)
 COPY OF INSPECTOR'S REPORT SPECIAL COMMENTS

33. SIGNATURE
Timothy Jewell **12/22/86**
 BY DIRECTION

Lch



LOCATION

BLDG. NO.

REC. NO.

DATE

AS-4151

PV-10

9 DEC 84

MANUFACTURED BY:

KELLOGG - AMERICAN

MFGR. SER. NO. 833753

MFGR. MODEL NO. B340A

NATL. BRD. NO. 052.175

YEAR. BLT. 76

DSG. PRESS. 200

OPER. PRESS.

MAX. TEMP. 650

TYPE

CAP. 15 CUFT.

OVER ALL LGTH.

DIA.

SHELL THK. 165

HEAD THK. 135

WATER GAL.

PRESS. GAGE

ASHCROFT

PRESS. RANGE

0-300

SIZE

2"

SV MFGR.

F.C. KINGSTON

SIZE

1/4

CAP.

118 CFM

NO. 1

SET

200

OPEN

188

CLOSE

120

NO. 2

SET

OPEN

CLOSE

NO. 3

SET

OPEN

CLOSE

INSPECTION DATE

REMARKS

12-9-84

HYDRO @ 300 PSI - SAT

12-9-84


TESTED SV SAT @ 188 PSI

12-9-84

TESTED LOW OIL LEVEL SWITCH - SAT.

- * 1. INSTALL NEW 1/4" DRAIN VALVE
- * 2. CLEAN AIR COMPRESSOR & TANK OF DIRT & OIL PAINT IF NECESSARY

(ISSUED CERT EXPIRE 9 DEC. 1988)



INSPECTION REPORT-BOILERS
 NAVFAC 9-11014/41 (3/67)
 Supersedes NAVDOCKS 2544
 S/N 0105-LF-004-0000

DATE OF INSPECTION
 20 APRIL 1979

TYPE OF INSPECTION
 A INTERNAL & EXTERNAL B INTERNAL & EXTERNAL WITH PRESSURE TEST C OPERATIONAL

1. FROM
 BASE MAINT. OFFICER CAMP LEJUNE N.C.

2. TO
 NAUFACENG-COMM NORFOLK VA-

BOILER DATA

3. MANUFACTURER
 KELLOGG - AMERICAN

4. PROPERTY NO. PU-10 5. MFG. SERIAL NO. 833753 6. MFG. MODEL NO. B340A

7. BUILDING NO. AS 4151 8. YEAR BUILT 1976 9. CAPACITY 15 CUBIC FT. VOLUME

10. FUEL (Check) 11. PRESSURE
 COAL OIL GAS
 DESIGNED 200 psi OPERATING 130 psi TEST 200 psi

12. FEED WATER TREATMENT 13. TYPE
 SATISFACTORY UNSATISFACTORY
 WATER TUBE FIRE TUBE C. I.

14. CERTIFICATE ISSUED YES NO
 EXPIRES 30 APRIL 80

15. BOILER INSPECTOR
 Joe L. Selby
 NAVY OR NATIONAL BOARD NO.

NAUFAC 225
 16. REASON FOR NOT ISSUING CERTIFICATE

17. BOILER USE
 AIR RECEIVER

18. COMBUSTION CONTROL (Mfg. Name)

19. COMBUSTION
 _____ % CO₂ _____ % EXCESS O₂

20. FLUE GAS TEMPERATURE
 AFTER BOILER _____ °F : AFTER HEAT TRAP _____ °F

SAFETY DEVICES
 SAFETY VALVES

21. MANUFACTURER
 F.C. KINGSTON

22. NUMBER AND SIZE
 1-1/4"

23. PSI SETTING
 200

24. CONDITION
 GOOD

STEAM PRESSURE GAUGE

25. MANUFACTURER
 ASHCROFT

26. CORRECTIONS
 WATER LEG CONSTANT _____ psi; OTHER _____ psi

27. REASON IF NOT TESTED


FIRING EQUIPMENT

ITEM	IN SERVICE	ALTERNATE
28. MANUFACTURER		
29. TYPE		
30. FUEL GRADE		

31. INSPECTOR'S COMMENTS
 START & MAINTAIN PM LOG-

ATTACHMENT(S) (Check)
 COPY OF INSPECTOR'S REPORT SPECIAL COMMENTS

33. SIGNATURE
 R.M. Wilson
 BY DIRECTION



BOILER INSPECTION CHECK LIST

Plant COMP #1 STATION

LOCATION	BLDG NO.	UFAI NO.	DATE
MCASEL STEAM PLANT	AS 451	PU-10	20 APR 79

BOILER MFG. KELLOGG-AMERICAN	OPERATING PRESS 130	DESIGN PRESS 200	CAP. 15 GA. FT. VOL.
SERIAL NO. 833753	MODEL NO. B340A	N.B. NO. 052175	

BURNER MFG.	FIRING RATE:
STEAM GAGE NAME: ASHCROFT	PRESS. 0-300 TEST X

SV MFG FC KINGSTON	CAP 118 CFM	NO. 1	SIZE 1/4"
--------------------	-------------	-------	-----------

NO. 1	SET 200	OPEN 200	CLOSE 110
-------	---------	----------	-----------

NO. 2	SET	OPEN	CLOSE
-------	-----	------	-------

NO. 3	SET	OPEN	CLOSE
-------	-----	------	-------

CO2%	02%	STACK TEMP	COMB. EFF.	PURGE TIME
------	-----	------------	------------	------------

NO. 1 FIREYE	C/O	A/L
--------------	-----	-----

NO. 2 FIREYE	C/O	A/L
--------------	-----	-----

HI-STEAM TEMP. C/O	130	CI 75	A/L
--------------------	-----	-------	-----

EXCESS STEAM TEMP. C/O	A/L
------------------------	-----

HI OIL TEMP. C/O	A/L
------------------	-----

HI OIL PRESS. C/O	A/L
-------------------	-----

LO OIL TEMP. C/O	A/L
------------------	-----

LO OIL PRESS. C/O	A/L
-------------------	-----

LO ATOM AIR/STEAM C/O	A/L
-----------------------	-----

NO. 1 LW C/O	A/L
--------------	-----

NO. 2 LW C/O	A/L
--------------	-----

LO FURNACE DRAFT C/O	A/L
----------------------	-----

LO FIRE START C/O	A/L
-------------------	-----

TYPE OF FUEL	YEAR BUILT 1976	A/L
--------------	-----------------	-----

HEAT SURFACE	Boiler	WATER WALL
--------------	--------	------------

REMARKS:

WP 200 PSI AT 650° F
SH .166 HD .135 DIV. I

Kellogg - AMERICAN
OAKMONT PA.
MELBEN PRODUCTS CO. INC.
HARRISON OHIO

① REPLACE GAGE 0-300
② PM LOG

23X62 (REPORT ISSUED CERT ISSUED)

