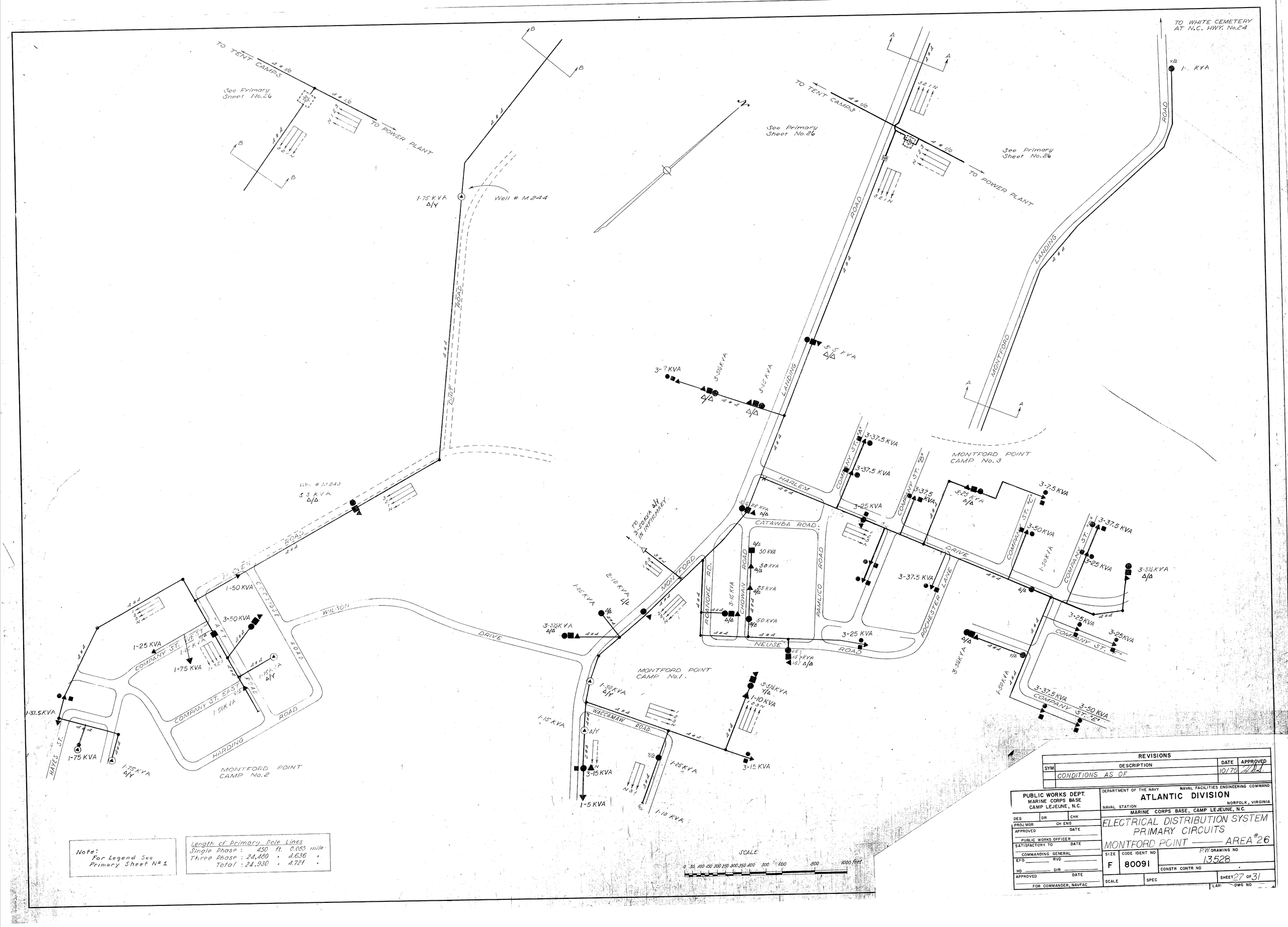

Note:
For Legend See Primary Sheet No 1

Length of Primary Pole Lines		
Single Phase :	450 ft.	0.085 mile
Three Phase :	24,480 "	4.636 "
Total :	24,930 "	4.721 "

REVISIONS			
SYM	DESCRIPTION	DATE	APPROVED
	CONDITIONS AS OF	10/75	

PUBLIC WORKS DEPT.
MARINE CORPS BASE
CAMP LEJEUNE, N.C.

DEPARTMENT OF THE NAVY — NAVAL FACILITIES ENGINEERING COMMAND
ATLANTIC DIVISION
NAVAL STATION — NORFOLK, VIRGINIA
MARINE CORPS BASE, CAMP LEJEUNE, N.C.

DES | DR | CHK
PROJ MGR | CH ENG
APPROVED | DATE
PUBLIC WORKS OFFICER
SATISFACTORY TO | DATE
COMMANDING GENERAL
EFD | RVD
HD | DIR
APPROVED | DATE
FOR COMMANDER, NAVFAC

ELECTRICAL DISTRIBUTION SYSTEM
PRIMARY CIRCUITS
MONTFORD POINT — AREA #26

SIZE	CODE IDENT NO	P.W. DRAWING NO
F	80091	13528
SCALE	SPEC	CONSTR CONTR NO
		SHEET 27 OF 31
		LAN DWG NO

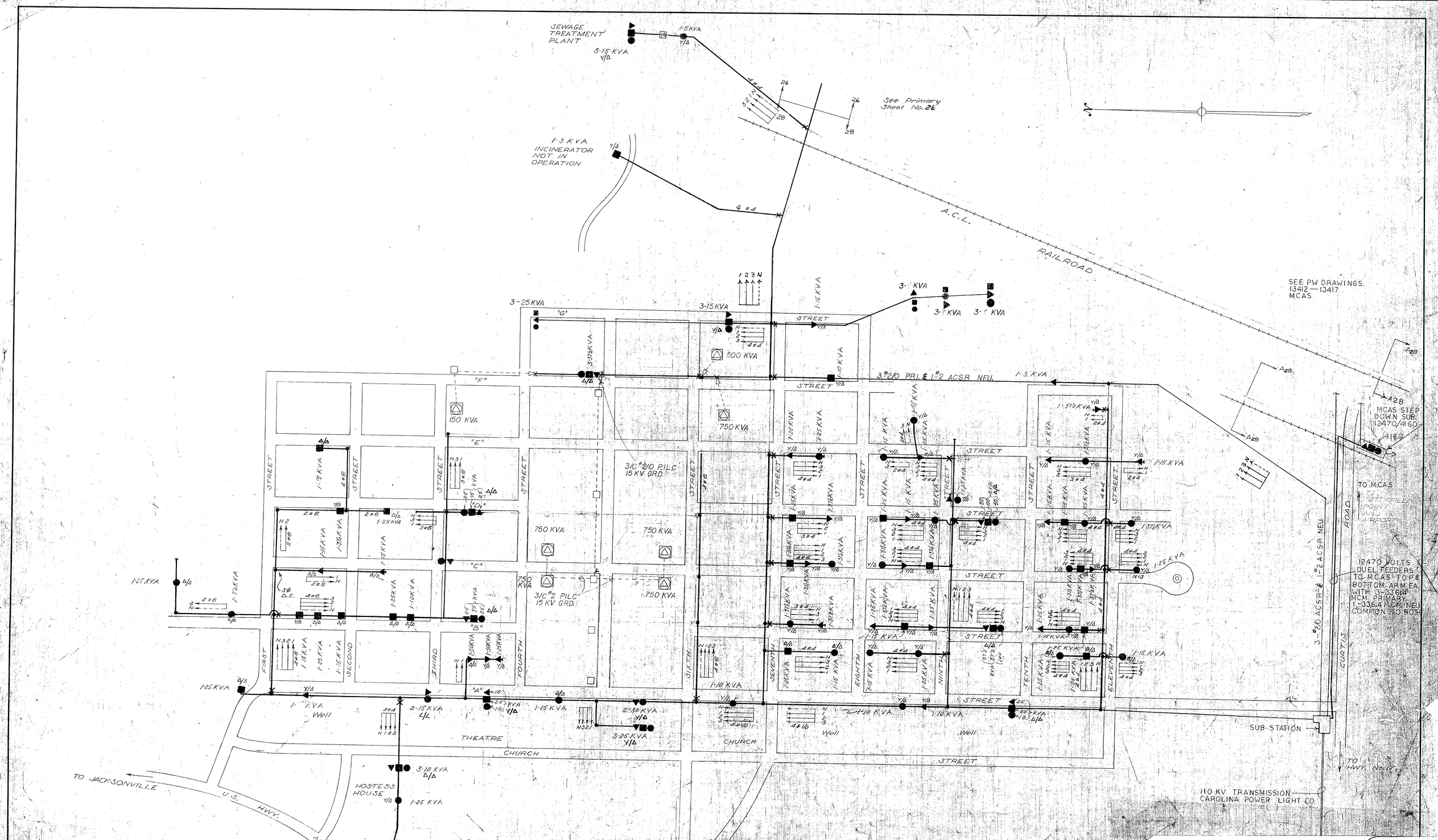

Length of Primary Pole Lines

Single Phase :	3,120	ft.	0.591 mile
Three Phase :	23,880	"	4.523 "
Total :	27,000	"	5.114 "

Note:
For Legend See Primary Sheet No. 21

REVISIONS			
SYM	DESCRIPTION	DATE	APPROVED
	CONDITIONS AS OF	10/75	

PUBLIC WORKS DEPT.
MARINE CORPS BASE
CAMP LEJEUNE, N.C.

DES | DR | CHK
PROJ MGR | CH ENG
APPROVED | DATE
PUBLIC WORKS OFFICER
SATISFACTORY TO | DATE
COMMANDING GENERAL
EFD | RVD
HD | DIR
APPROVED | DATE
FOR COMMANDER, NAVFAC

DEPARTMENT OF THE NAVY — NAVAL FACILITIES ENGINEERING COMMAND
ATLANTIC DIVISION
NAVAL STATION — NORFOLK, VIRGINIA
MARINE CORPS BASE, CAMP LEJEUNE, N.C.

ELECTRICA DISTRIBUTION SYSTEM
PRIMARY CIRCUITS

CAMP GEIGER — AREA #27

SIZE	CODE IDENT NO	PW DRAWING NO
F	80091	13529
		CONSTR CONTR NO
SCALE	SPEC	SHEET 28 OF 31

LANTDIV DWG NO

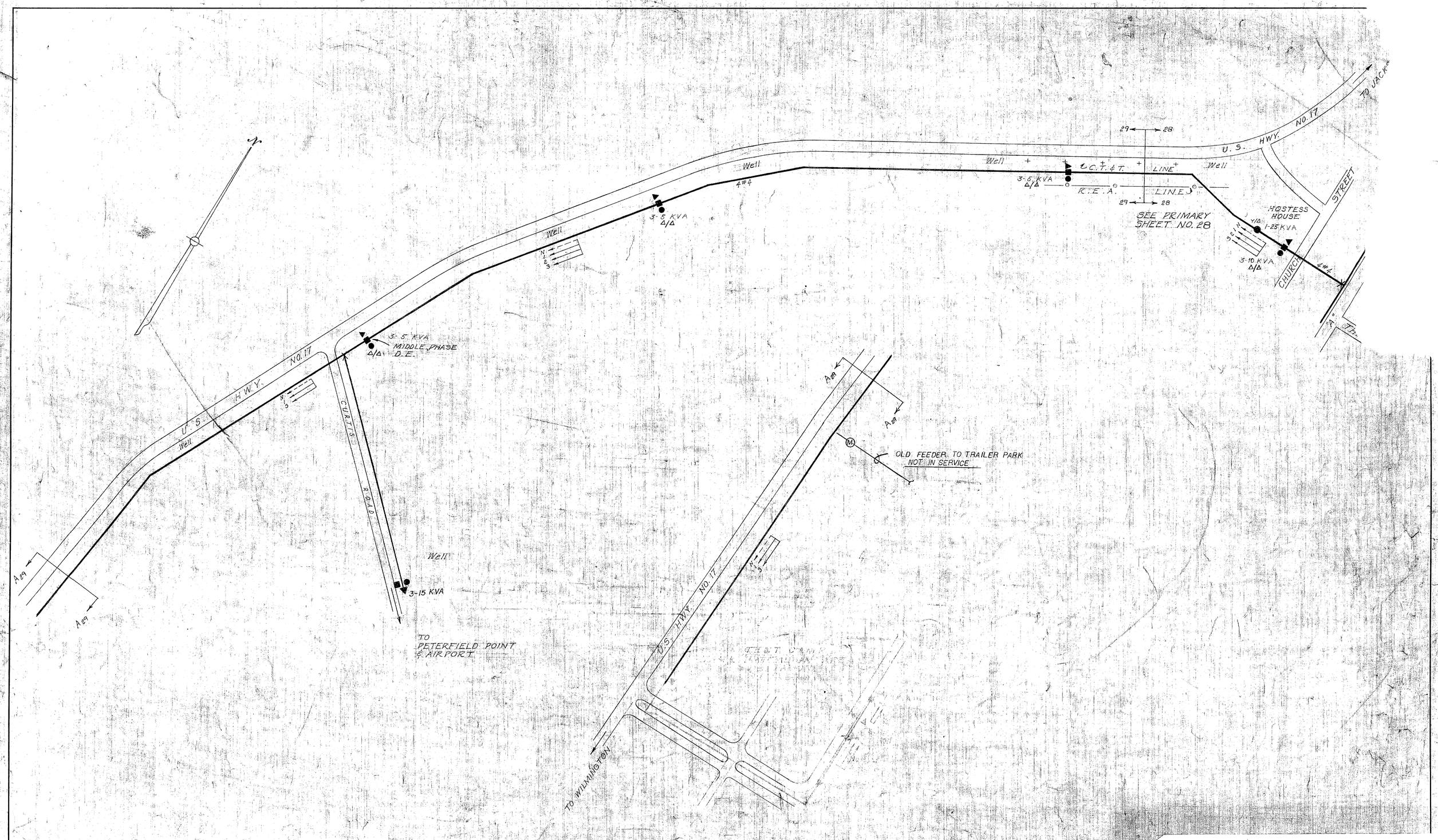

Note:
For Legend See
Primary Sheet No. 1

Length of Primary Pole Lines		
Single Phase	140 ft	0.026 mile
Three Phase	10,240 "	1.939 "
Total	10,360 "	1.965 "

REVISIONS			
SYM	DESCRIPTION	DATE	APPROVED
	CONDITIONS AS OF	10/75	

PUBLIC WORKS DEPT.
MARINE CORPS BASE
CAMP LEJEUNE, N.C.

DEPARTMENT OF THE NAVY — NAVAL FACILITIES ENGINEERING COMMAND
ATLANTIC DIVISION
NAVAL STATION — NORFOLK, VIRGINIA

DES — DR — CHK
PROJ MGR — CH ENG
APPROVED — DATE
PUBLIC WORKS OFFICER
SATISFACTORY TO — DATE
COMMANDING GENERAL
EFD — RVD
HD — DIR
APPROVED — DATE
FOR COMMANDER, NAVFAC

MARINE CORPS BASE, CAMP LEJEUNE, N.C.

ELECTRICAL DISTRIBUTION SYSTEM
PRIMARY CIRCUITS
AREA #28

SIZE: F | CODE IDENT NO: 80091 | DRAWING NO: 13530
CONSTR CONTR NO
SCALE — SHEET

PRIMAR

CAMP LE JUNE
MARINE CORPS
DEPARTMENT OF THE N
WINTER PARK

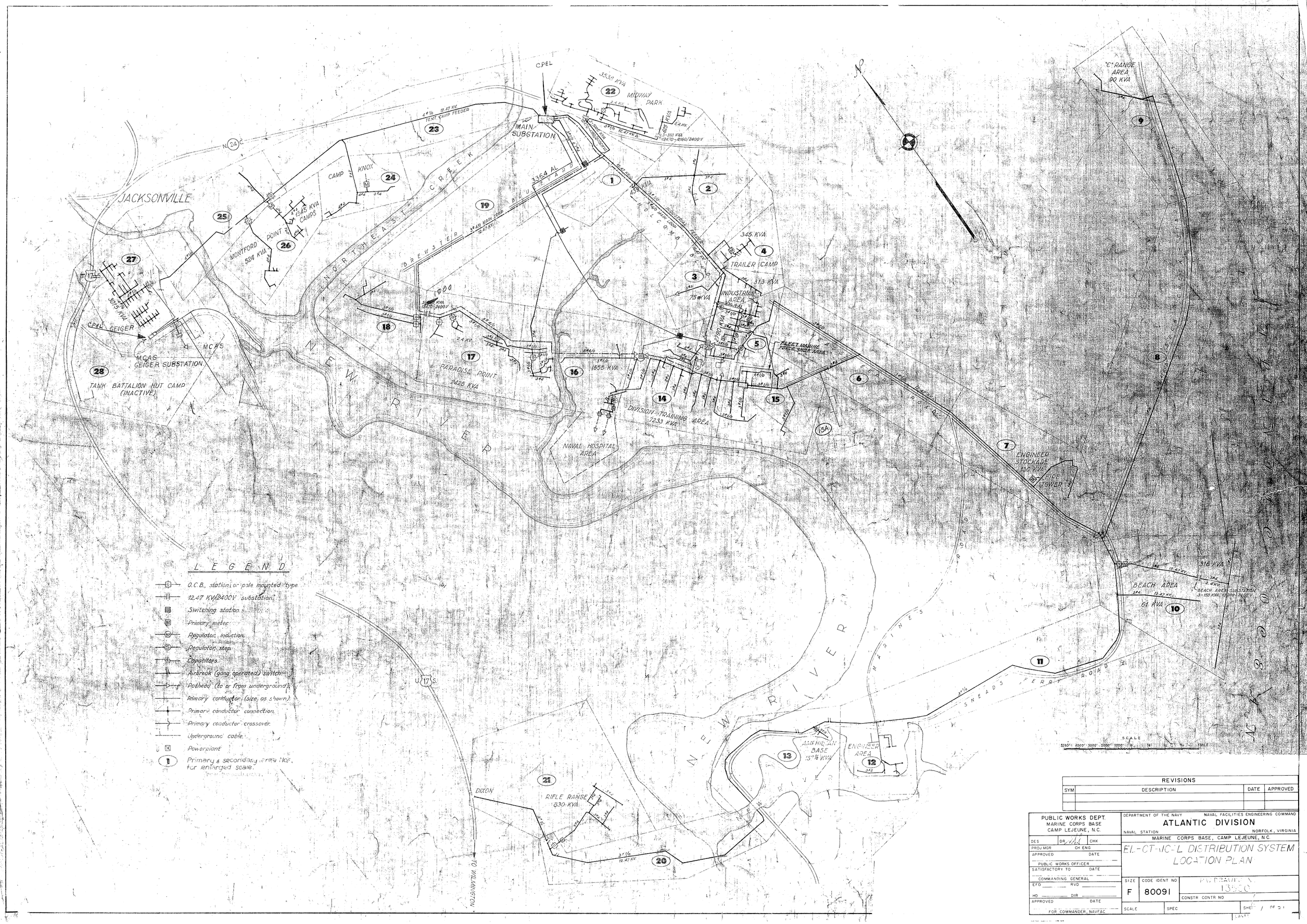

REVISIONS			
SYM	DESCRIPTION	DATE	APPROVED

PUBLIC WORKS DEPT.
MARINE CORPS BASE
CAMP LEJEUNE, N.C.

DEPARTMENT OF THE NAVY — NAVAL FACILITIES ENGINEERING COMMAND
ATLANTIC DIVISION
NAVAL STATION — NORFOLK, VIRGINIA

MARINE CORPS BASE, CAMP LEJEUNE, N.C.

DES — DR — CHK
PROJ MGR — CH ENG
APPROVED — DATE
PUBLIC WORKS OFFICER
SATISFACTORY TO — DATE
COMMANDING GENERAL
EFD — RVD
HD — DIR
APPROVED — DATE
FOR COMMANDER, NAVFAC

ELECTRICAL DISTRIBUTION SYSTEM
LOCATION PLAN

SIZE	CODE IDENT NO	DRAWING NO
F	80091	13550

CONSTR CONTR NO
SCALE — SPEC — SHEET 1 OF 2

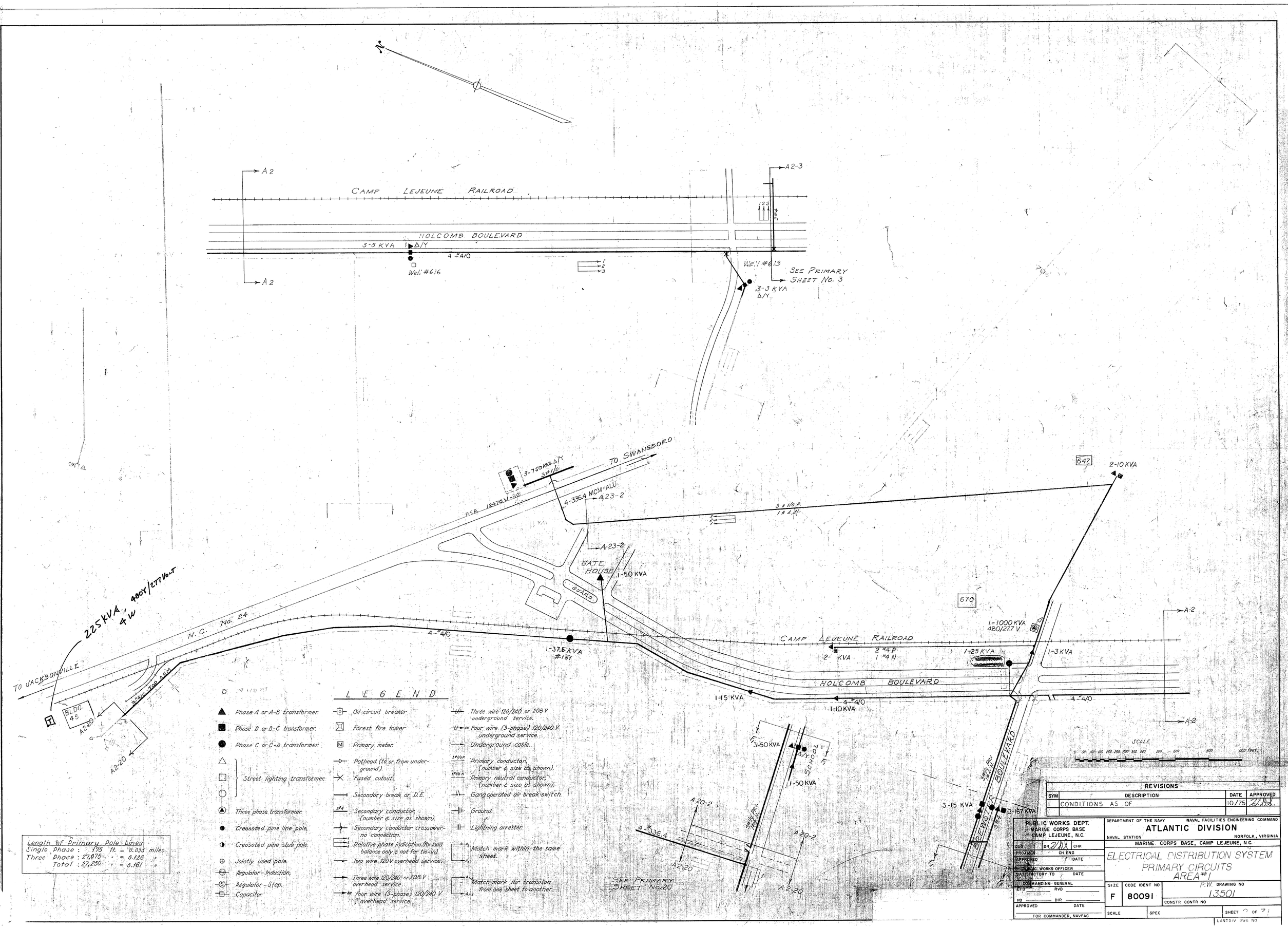
N
A 2
CAMP LEJEUNE RAILROAD
HOLCOMB BOULEVARD
3-5 KVA Δ/Y
4 #4/0
Well #616
A 2
A2-3
Well #613
SEE PRIMARY SHEET No. 3
3-3 KVA Δ/Y
TO SWANSBORO
3-750KVA Δ/Y
3 #1/0
REA 12470 V-3Ø
4-336.4 MCM ALU
A 23-2
3 #1/0 P
1 #4 N
647
2-10 KVA
A 23-2
GATE HOUSE
1-50 KVA
GUARD
670
225KVA 480Y/277 Volt 4 W
N. C. No. 24
4 #4/0
1-37.5 KVA #151
CAMP LEJEUNE RAILROAD
2 #4 P
1 #4 N
2- KVA
1-1000 KVA 480/277 V
1-25 KVA
1-3 KVA
A-2
HOLCOMB BOULEVARD
1-15 KVA
4 #4/0
1-10 KVA
4 #4/0
A-2
TO JACKSONVILLE
BLDG. 45
A2-20
A2-20
3-50 KVA
Δ/Y
SCHOOL
1-50 KVA
A 20-2
4 #336.4
A2-20
A 20-2
A 2-20
SEE PRIMARY SHEET NO. 20
3-15 KVA
3-167 KVA
BRENSTER BOULEVARD
SCALE
0 50 100 150 200 250 300 350 400 500 600 800 1000 feet
LEGEND
Phase A or A-B transformer.
Phase B or B-C transformer.
Phase C or C-A transformer.
Street lighting transformer.
Three phase transformer.
Creosoted pine line pole.
Creosoted pine stub pole.
Jointly used pole.
Regulator - Induction.
Regulator - Step.
Capacitor
Oil circuit breaker.
Forest fire tower.
Primary meter.
Pothead (to or from underground).
Fused cutout.
Secondary break or D.E.
Secondary conductor (number & size as shown).
Secondary conductor crossover - no connection.
Relative phase indication (for load balance only & not for tie-in).
Two wire 120 V overhead service.
Three wire 120/240 or 208 V overhead service.
Four wire (3-phase) 120/240 V overhead service.
Three wire 120/240 or 208 V underground service.
Four wire (3-phase) 120/240 V underground service.
Underground cable.
Primary conductor (number & size as shown).
Primary neutral conductor (number & size as shown).
Gang operated air break switch.
Ground.
Lightning arrester.
Match mark within the same sheet.
Match mark for transition from one sheet to another.
Length of Primary Pole Lines
Single Phase : 175 ft. = 0.033 miles
Three Phase : 27,075 " = 5.128 "
Total : 27,250 " = 5.161 "
REVISIONS
SYM | DESCRIPTION | DATE | APPROVED
CONDITIONS AS OF 10/75
PUBLIC WORKS DEPT. MARINE CORPS BASE CAMP LEJEUNE, N.C.
DEPARTMENT OF THE NAVY NAVAL FACILITIES ENGINEERING COMMAND
ATLANTIC DIVISION
NAVAL STATION NORFOLK, VIRGINIA
MARINE CORPS BASE, CAMP LEJEUNE, N.C.
DES DR CHK
PROJ MGR CH ENG
APPROVED DATE
PUBLIC WORKS OFFICER
SATISFACTORY TO DATE
COMMANDING GENERAL
EFD RVD
HD DIR
APPROVED DATE
FOR COMMANDER, NAVFAC
ELECTRICAL DISTRIBUTION SYSTEM
PRIMARY CIRCUITS
AREA #1
SIZE F
CODE IDENT NO 80091
P.W. DRAWING NO 13501
CONSTR CONTR NO
SCALE
SPEC
SHEET 2 OF 71
LANTDIV DWG NO

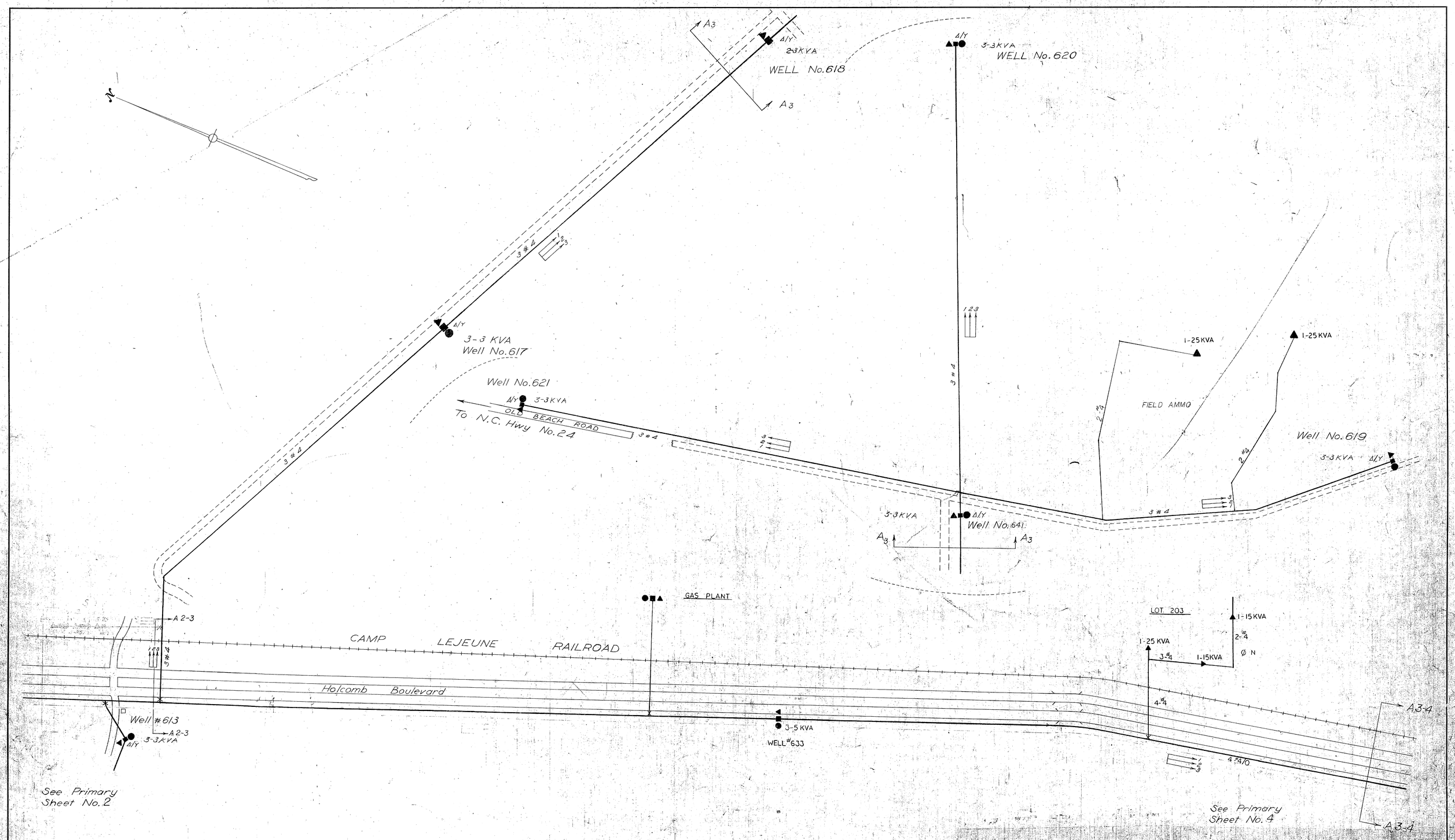

Note:
For Legend See Primary Sheet No 1

Length of Primary Pole Lines

Three Phase : 18,950 ft. = 3.589 miles
Total : 18,950 " = 3.589 "

SCALE
0 50 100 150 200 250 300 350 400 500 600 800 1000 feet

REVISIONS			
SYM	DESCRIPTION	DATE	APPROVED
	CONDITIONS AS OF	10/75	
	CONDITIONS AS OF	9/77	

PUBLIC WORKS DEPT.
MARINE CORPS BASE
CAMP LEJEUNE, N.C.

DES DR CHK
PROJ MGR CH ENG
APPROVED DATE
PUBLIC WORKS OFFICER
SATISFACTORY TO DATE
COMMANDING GENERAL
EFD RVD
HD DIR
APPROVED DATE
FOR COMMANDER, NAVFAC

DEPARTMENT OF THE NAVY NAVAL FACILITIES ENGINEERING COMMAND
ATLANTIC DIVISION
NAVAL STATION NORFOLK, VIRGINIA
MARINE CORPS BASE, CAMP LEJEUNE, N.C.

ELECTRICAL DISTRIBUTION SYSTEM
PRIMARY CIRCUITS
AREA #2

SIZE	CODE IDENT NO	P.W. DRAWING NO
F	80091	13502
		CONSTR CONTR NO
SCALE	SPEC	SHEET OF 71

LANTDIV DWG NO

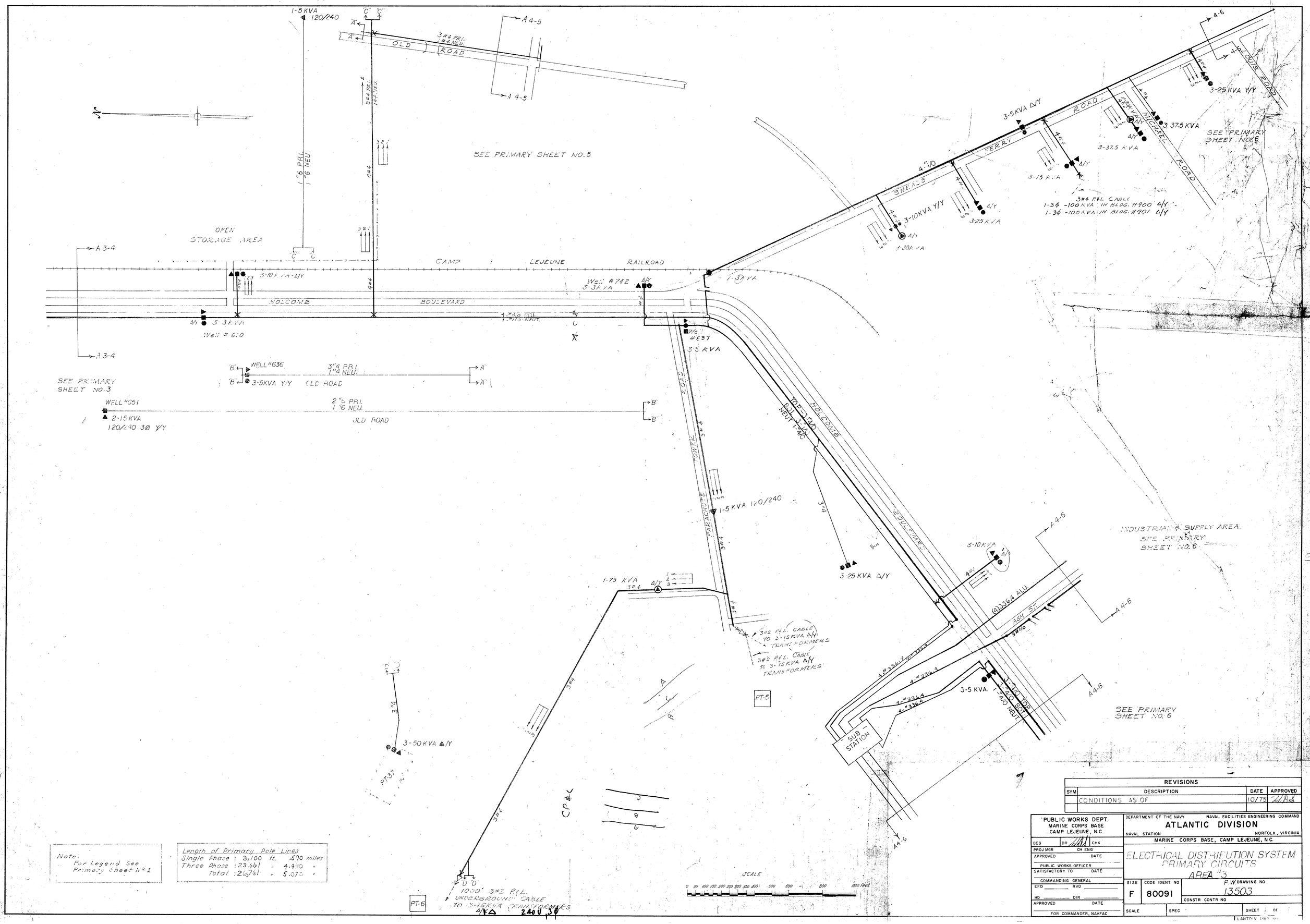

Note:
For Legend See Primary Sheet No. 1

Length of Primary Pole Lines		
Single Phase :	3,100 ft.	.590 miles
Three Phase :	23,461 "	4.450 "
Total :	26,761 "	5.070 "

REVISIONS			
SYM	DESCRIPTION	DATE	APPROVED
	CONDITIONS AS OF	10/75	

PUBLIC WORKS DEPT.
MARINE CORPS BASE
CAMP LEJEUNE, N.C.

DES ____ DR ____ CHK ____
PROJ MGR ____ CH ENG ____
APPROVED ____ DATE ____
PUBLIC WORKS OFFICER
SATISFACTORY TO ____ DATE ____
COMMANDING GENERAL
EFD ____ RVD ____
HD ____ DIR ____
APPROVED ____ DATE ____
FOR COMMANDER, NAVFAC

DEPARTMENT OF THE NAVY — NAVAL FACILITIES ENGINEERING COMMAND
ATLANTIC DIVISION
NAVAL STATION — NORFOLK, VIRGINIA
MARINE CORPS BASE, CAMP LEJEUNE, N.C.

ELECTRICAL DISTRIBUTION SYSTEM
PRIMARY CIRCUITS
AREA #3

SIZE	CODE IDENT NO	P.W. DRAWING NO
F	80091	13503
SCALE	SPEC	CONSTR CONTR NO
		SHEET 1 OF

LANTDIV DWG. No.

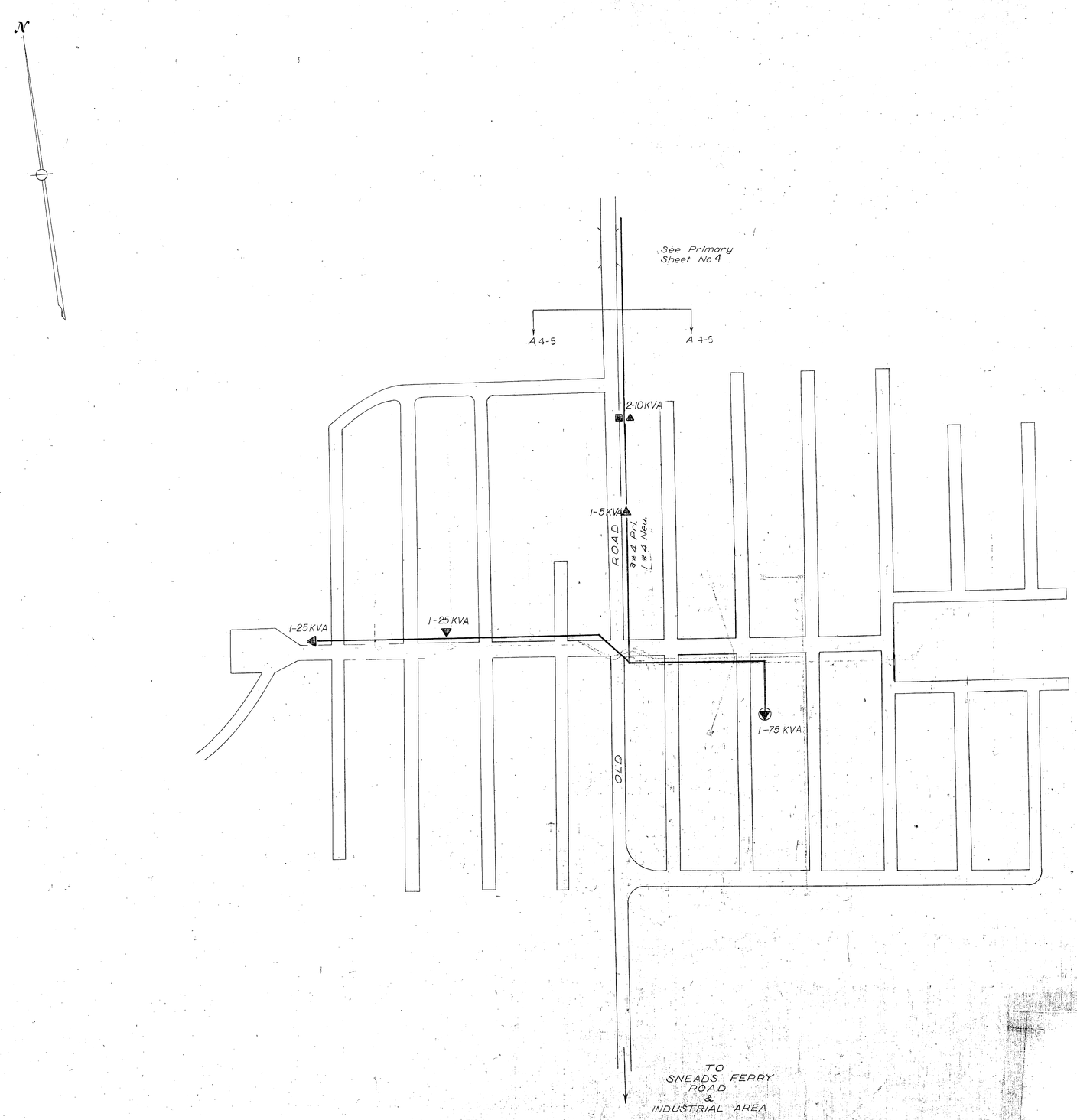

Note:
For Legend See
Primary Sheet No 1

Length of Primary Pole Lines		
Three Phase : 1600 Ft	.30	miles
Total : 1600 "	.30	"

REVISIONS			
SYM	DESCRIPTION	DATE	APPROVED
	CONDITIONS AS OF	10/75	
	CONDITIONS AS OF	9/77	

PUBLIC WORKS DEPT.
MARINE CORPS BASE
CAMP LEJEUNE, N.C.

DES DR CHK
PROJ MGR CH ENG
APPROVED DATE
PUBLIC WORKS OFFICER
SATISFACTORY TO DATE
COMMANDING GENERAL
EFD RVD
HD DIR
APPROVED DATE
FOR COMMANDER, NAVFAC

DEPARTMENT OF THE NAVY NAVAL FACILITIES ENGINEERING COMMAND
ATLANTIC DIVISION
NAVAL STATION NORFOLK, VIRGINIA
MARINE CORPS BASE, CAMP LEJEUNE, N.C.

ELECTRICAL DISTRIBUTION SYSTEM
PRIMARY CIRCUITS
AREA #4

SIZE F | CODE IDENT NO 80091 | P.W. DRAWING NO 13504
CONSTR CONTR NO
SCALE | SPEC | SHEET 5 OF 31
LANTDIV DWG NO

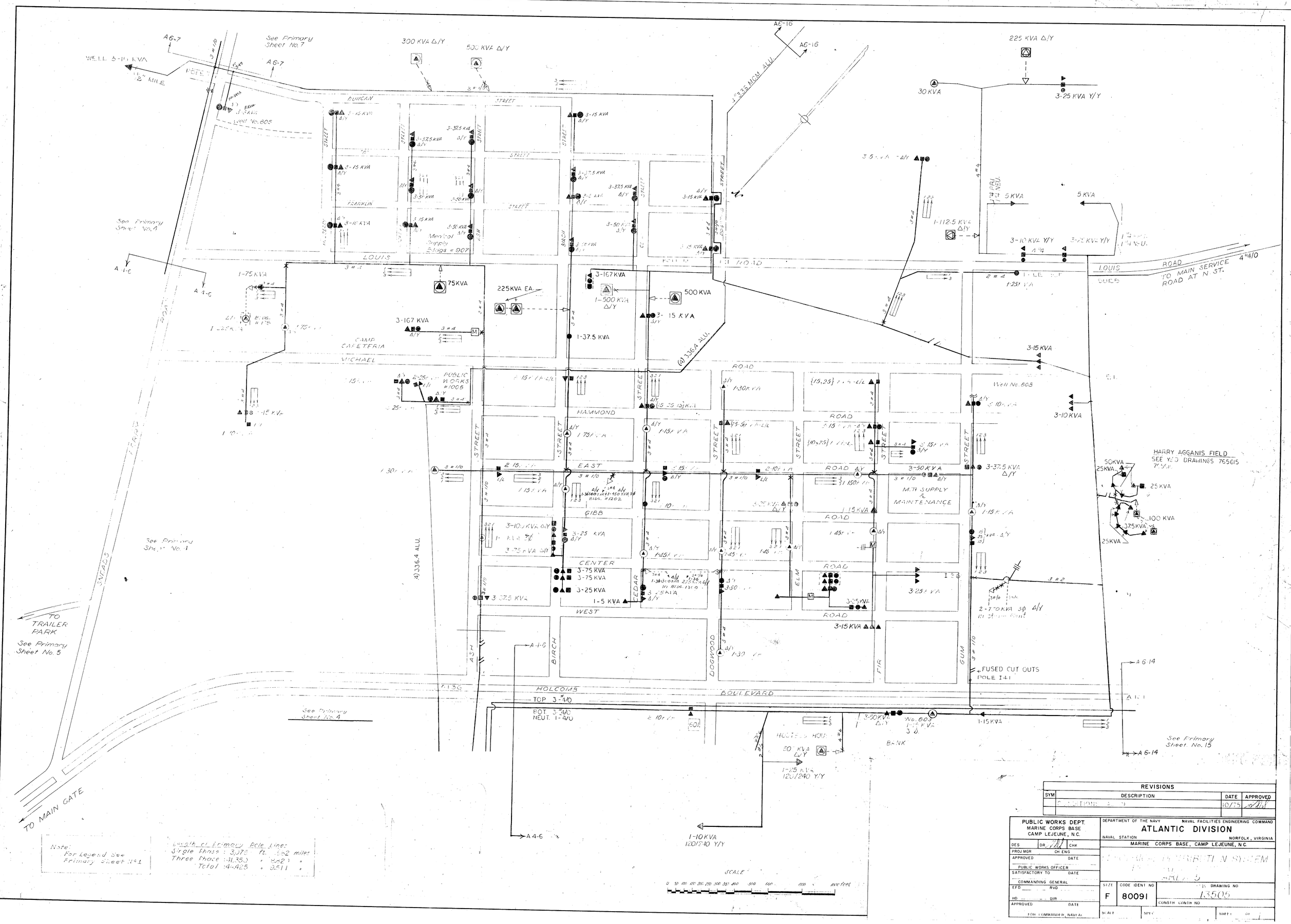

Note:
For Legend See Primary Sheet No. 1

Length of Primary Pole Lines
Single Phase : 3,075 ft. (.582 miles)
Three Phase : 11,350 " (2.150 "
Total : 14,425 " (2.732 "

REVISIONS			
SYM	DESCRIPTION	DATE	APPROVED
	CONDITIONS AS BUILT	10/75	

PUBLIC WORKS DEPT.
MARINE CORPS BASE
CAMP LEJEUNE, N.C.

DEPARTMENT OF THE NAVY — NAVAL FACILITIES ENGINEERING COMMAND
ATLANTIC DIVISION
NAVAL STATION — NORFOLK, VIRGINIA
MARINE CORPS BASE, CAMP LEJEUNE, N.C.

DES — DR. — CHK
PROJ MGR — CH ENG
APPROVED — DATE
PUBLIC WORKS OFFICER
SATISFACTORY TO — DATE
COMMANDING GENERAL
EFD — RVD
HD — DIR
APPROVED — DATE
FOR COMMANDER, NAVFAC

ELECTRICAL DISTRIBUTION SYSTEM
PLAN
SHEET 5

SIZE: F
CODE IDENT NO: 80091
DRAWING NO: 135005
CONSTR CONTR NO
SCALE — SPEC — SHEET — OF

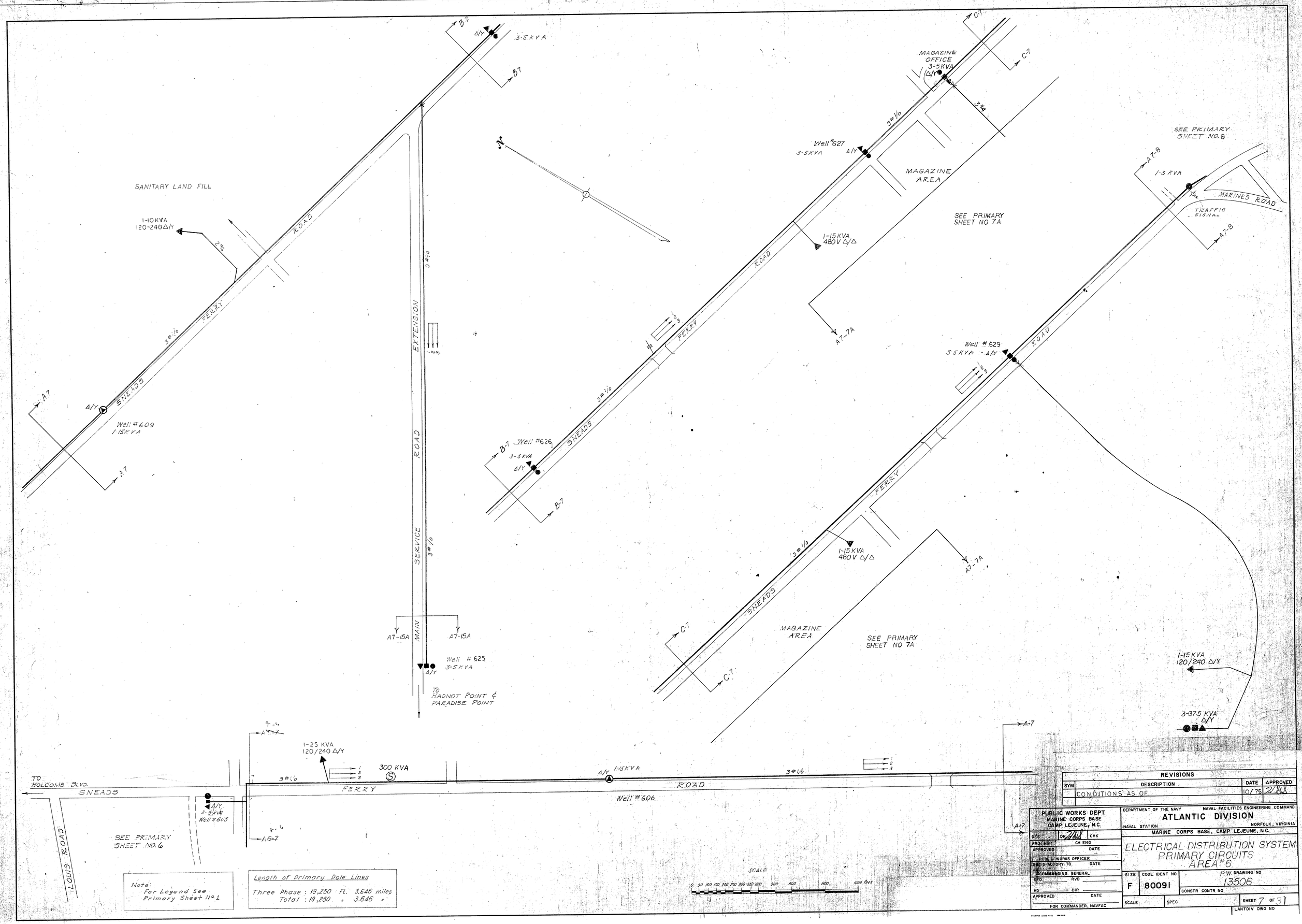

Note:
For Legend See
Primary Sheet No 1

Length of Primary Pole Lines

Three Phase :	19,250 ft.	3.646 miles
Total :	19,250 "	3.646 "

REVISIONS			
SYM	DESCRIPTION	DATE	APPROVED
	CONDITIONS AS OF	10/75	

PUBLIC WORKS DEPT.
MARINE CORPS BASE
CAMP LEJEUNE, N.C.

DES DR CHK
PROJ MGR CH ENG
APPROVED DATE
PUBLIC WORKS OFFICER
SATISFACTORY TO DATE
COMMANDING GENERAL
RFD RVD
HD DIR
APPROVED DATE
FOR COMMANDER, NAVFAC

DEPARTMENT OF THE NAVY NAVAL FACILITIES ENGINEERING COMMAND
ATLANTIC DIVISION
NAVAL STATION NORFOLK, VIRGINIA
MARINE CORPS BASE, CAMP LEJEUNE, N.C.

ELECTRICAL DISTRIBUTION SYSTEM
PRIMARY CIRCUITS
AREA #6

SIZE	CODE IDENT NO	P.W. DRAWING NO
F	80091	13506

CONSTR CONTR NO
SCALE SPEC SHEET 7 OF 31
LANTDIV DWG NO

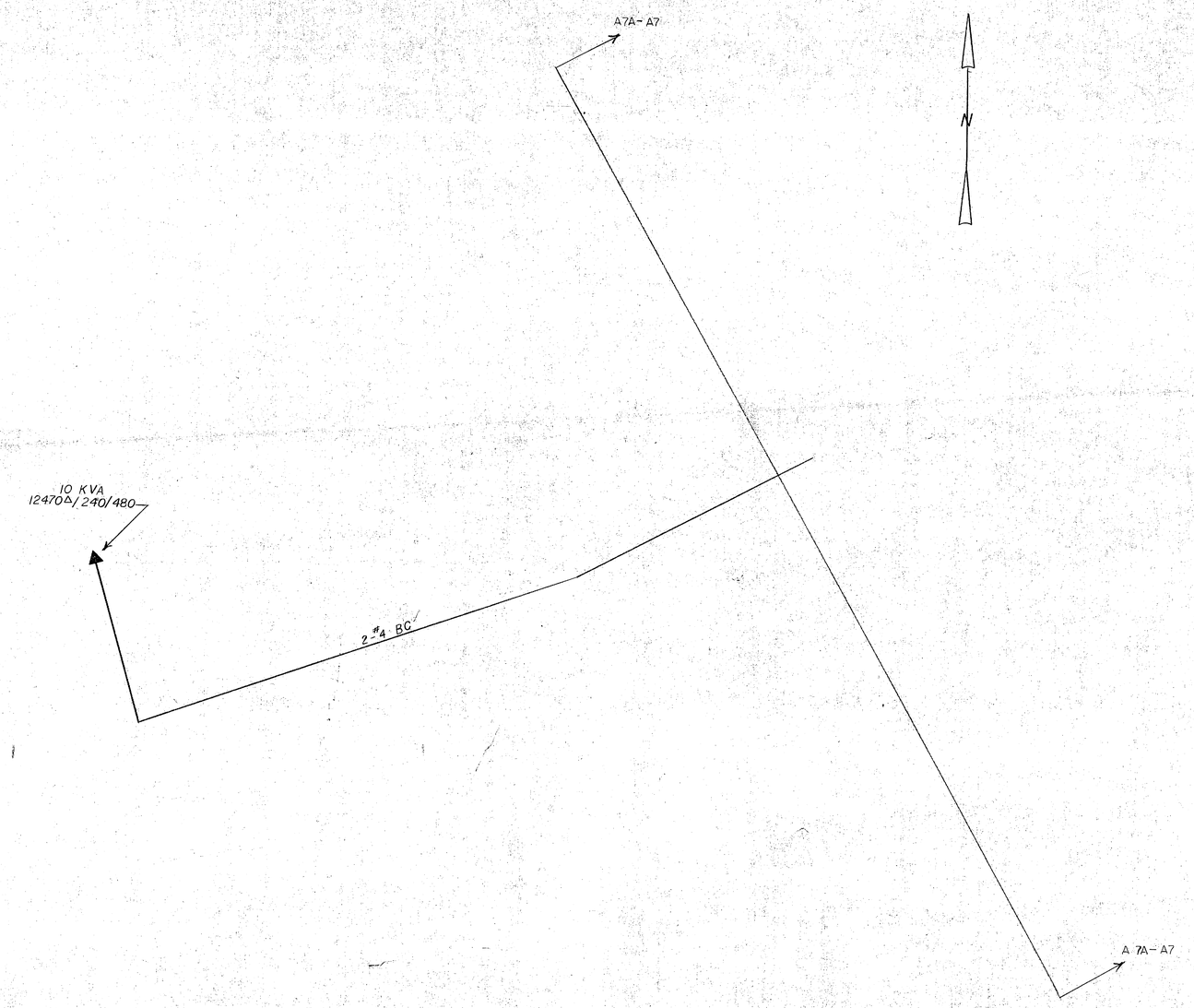

SCALE

1" = 200'-0" 0 50' 100' 200' 300' 400' 500' 600' 700'

REVISIONS			
SYM	DESCRIPTION	DATE	APPROVED
	CONDITIONS AS OF	6/75	

PUBLIC WORKS DEPT.
MARINE CORPS BASE
CAMP LEJEUNE, N.C.

DES. DR. CHK.
PROJ MGR. CH ENG.
APPROVED DATE
PUBLIC WORKS OFFICER
SATISFACTORY TO DATE
COMMANDING GENERAL
FED. BUD.
NO. DIR.
APPROVED DATE
FOR COMMANDER, NAVFAC

DEPARTMENT OF THE NAVY — NAVAL FACILITIES ENGINEERING COMMAND
ATLANTIC DIVISION
NAVAL STATION NORFOLK, VIRGINIA
MARINE CORPS BASE, CAMP LEJEUNE, N.C.

ELECTRICAL DISTRIBUTION SYSTEM
PRIMARY CIRCUITS
REA #34

SIZE	CODE IDENT NO	PW DRAWING NO
F	80091	13507

CONSTR CONTR NO.
SCALE
SHEET A-081
LANTDIV DWG NO.

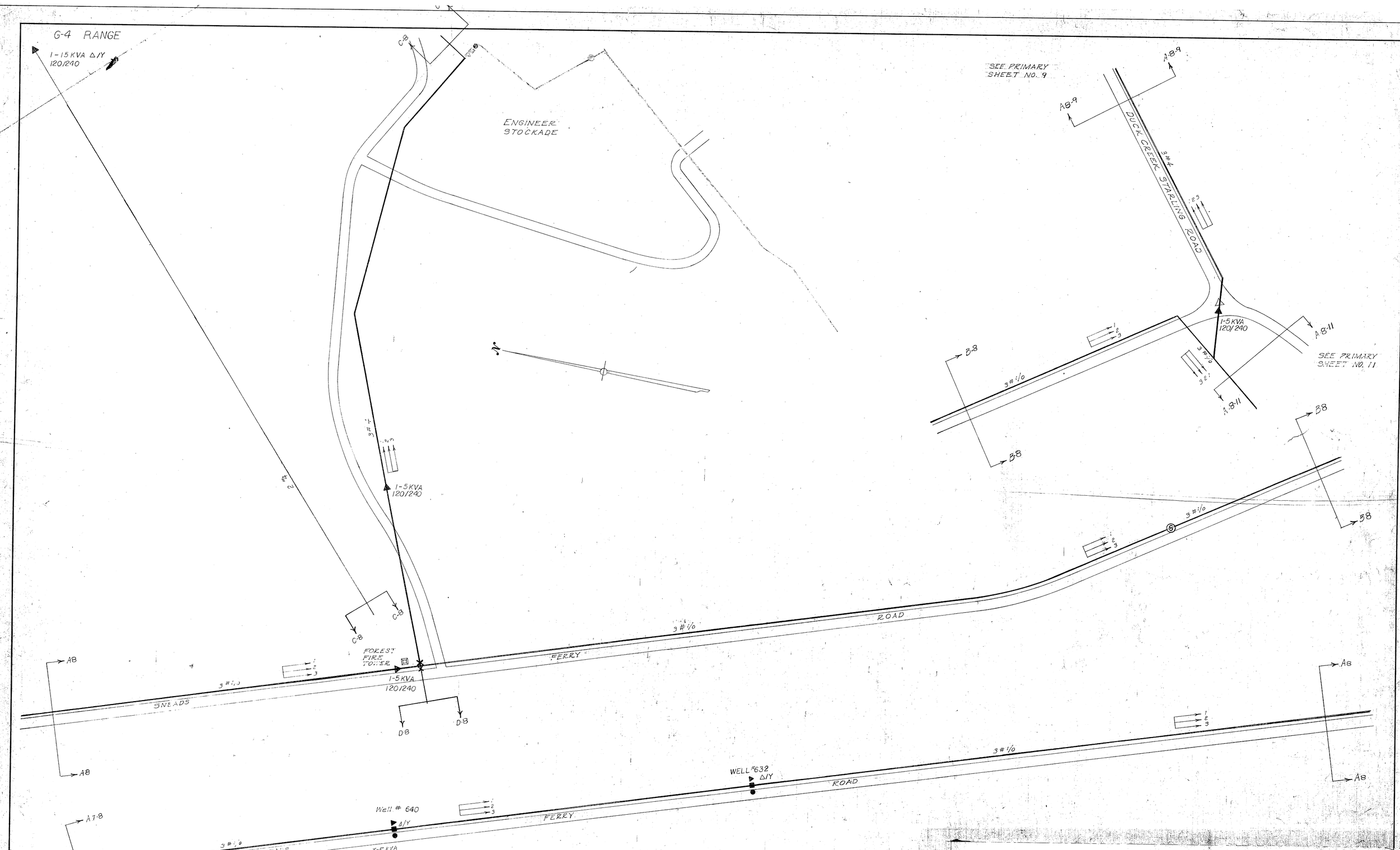

Note:
For Legend See
Primary Sheet No 1

Length of Primary Pole Lines

Three Phase : 24,800 ft. 4.697 miles
Total : 24,800 " 4.697 "

REVISIONS			
SYM	DESCRIPTION	DATE	APPROVED
	CONDITIONS AS OF	10/75	

PUBLIC WORKS DEPT.
MARINE CORPS BASE
CAMP LEJEUNE, N.C.

DES. DR. CHK
PROJ MGR CH ENG
APPROVED DATE
PUBLIC WORKS OFFICER
SATISFACTORY TO DATE
COMMANDING GENERAL
EFD RVD
HD DIR
APPROVED DATE
FOR COMMANDER, NAVFAC

DEPARTMENT OF THE NAVY NAVAL FACILITIES ENGINEERING COMMAND
ATLANTIC DIVISION
NAVAL STATION NORFOLK, VIRGINIA
MARINE CORPS BASE, CAMP LEJEUNE, N.C.

ELECTRICAL DISTRIBUTION SYSTEM
PRIMARY CIRCUITS
AREA #7

SIZE	CODE IDENT NO	P.W. DRAWING NO
F	80091	13508
SCALE	SPEC	CONSTR CONTR NO
		SHEET 8 OF 31

G-4 RANGE

1-15 KVA Δ/Y
120/240

ENGINEER STOCKADE

SEE PRIMARY SHEET NO. 9

DUCK CREEK STARLING ROAD

3 #4

1-5 KVA
120/240

SEE PRIMARY SHEET NO. 11

3 #1/0

1-5 KVA
120/240

FOREST FIRE TOWER

1-5 KVA
120/240

FERRY ROAD

SNEADS

WELL #632
Δ/Y

Well # 640
Δ/Y

3-5 KVA

3 KVA

TRAFFIC SIGNAL

MARINES ROAD

2 #4

1-10 KVA

COMBAT TOWN

SEE PRIMARY SHEET NO. 7

Note:
For Legend See
Primary Sheet No 1

Length of Primary Pole Lines

Three Phase : 24,800 ft. 4.697 miles
Total : 24,800 " 4.697 "

SCALE
0 50 100 150 200 250 300 350 400 500 600 800 1000 feet

REVISIONS			
SYM	DESCRIPTION	DATE	APPROVED
	CONDITIONS AS OF	10/75	

PUBLIC WORKS DEPT.
MARINE CORPS BASE
CAMP LEJEUNE, N.C.

DES DR CHK
PROJ MGR CH ENG
APPROVED DATE
PUBLIC WORKS OFFICER
SATISFACTORY TO DATE
COMMANDING GENERAL
EFD RVD
HD DIR
APPROVED DATE
FOR COMMANDER, NAVFAC

DEPARTMENT OF THE NAVY NAVAL FACILITIES ENGINEERING COMMAND
ATLANTIC DIVISION
NAVAL STATION NORFOLK, VIRGINIA
MARINE CORPS BASE, CAMP LEJEUNE, N.C.

ELECTRICAL DISTRIBUTION SYSTEM
PRIMARY CIRCUITS
AREA #7

SIZE F | CODE IDENT NO 80091 | P.W. DRAWING NO 13508
CONSTR CONTR NO
SCALE | SPEC | SHEET 8 OF 31

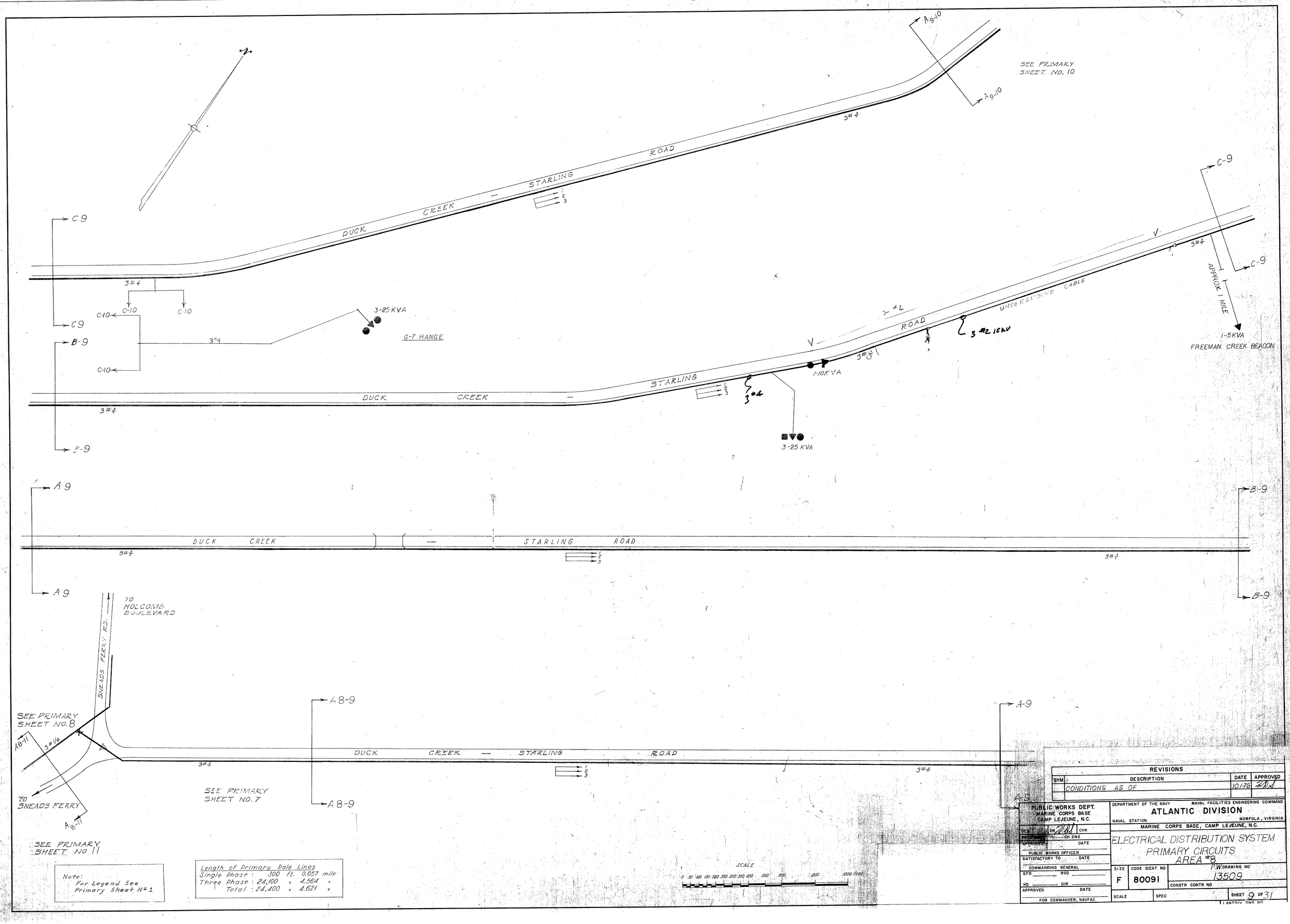

Note:
For Legend See Primary Sheet No 1

Length of Primary Pole Lines

Single Phase :	300	ft.	0.057 mile
Three Phase :	24,100	"	4.564 "
Total :	24,400	"	4.621 "

REVISIONS			
SYM	DESCRIPTION	DATE	APPROVED
	CONDITIONS AS OF	10-76	

PUBLIC WORKS DEPT.
MARINE CORPS BASE
CAMP LEJEUNE, N.C.

DES DR CHK
CH ENG
APPROVED DATE
PUBLIC WORKS OFFICER
SATISFACTORY TO DATE
COMMANDING GENERAL
EFD RVD
HD DIR
APPROVED DATE
FOR COMMANDER, NAVFAC

DEPARTMENT OF THE NAVY — NAVAL FACILITIES ENGINEERING COMMAND
ATLANTIC DIVISION
NAVAL STATION — NORFOLK, VIRGINIA
MARINE CORPS BASE, CAMP LEJEUNE, N.C.

ELECTRICAL DISTRIBUTION SYSTEM
PRIMARY CIRCUITS
AREA #8

SIZE	CODE IDENT NO	P.W. DRAWING NO
F	80091	13509
		CONSTR CONTR NO
SCALE	SPEC	SHEET 9 OF 31

LANTDIV DWG NO

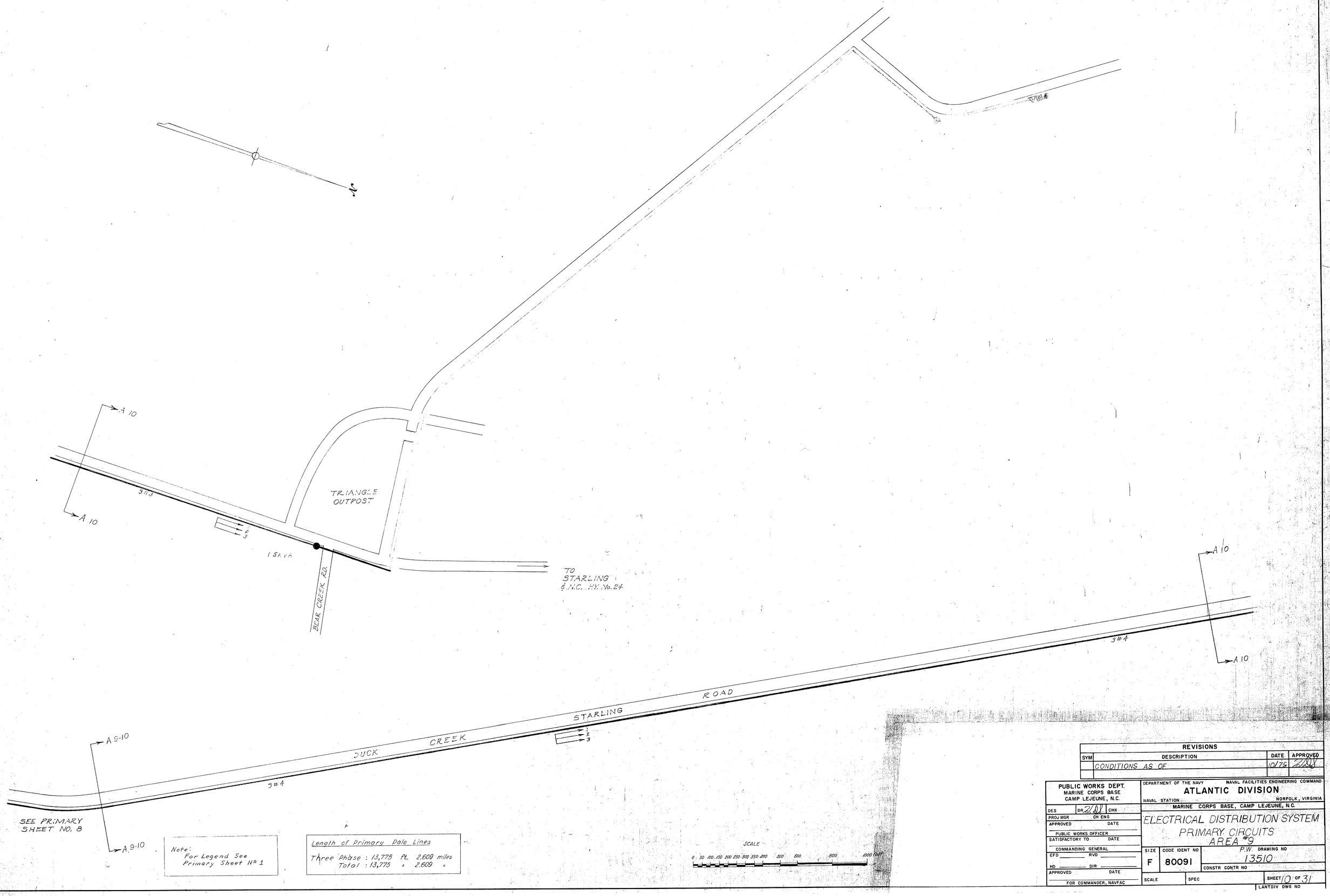

Note:
For Legend See
Primary Sheet Nº 1

Length of Primary Pole Lines

Three Phase : 13,775 ft. 2.609 miles
Total : 13,775 " 2.609 "

SCALE
0 50 100 150 200 250 300 350 400 500 600 800 1000 feet

REVISIONS			
SYM	DESCRIPTION	DATE	APPROVED
	CONDITIONS AS OF	10/79	

PUBLIC WORKS DEPT.
MARINE CORPS BASE
CAMP LEJEUNE, N.C.

DES DR. CHK
PROJ MGR CH ENG
APPROVED DATE
PUBLIC WORKS OFFICER
SATISFACTORY TO DATE
COMMANDING GENERAL
EFD RVD
HD DIR
APPROVED DATE
FOR COMMANDER, NAVFAC

DEPARTMENT OF THE NAVY NAVAL FACILITIES ENGINEERING COMMAND
ATLANTIC DIVISION
NAVAL STATION NORFOLK, VIRGINIA
MARINE CORPS BASE, CAMP LEJEUNE, N.C.

ELECTRICAL DISTRIBUTION SYSTEM
PRIMARY CIRCUITS
AREA #9

SIZE	CODE IDENT NO	P.W. DRAWING NO
F	80091	13510
		CONSTR CONTR NO
SCALE	SPEC	SHEET 10 OF 31
		LANTDIV DWG NO

ATLANTIC OCEAN

1-37.5 KVA
1-37.5 KVA
1-10 KVA
1-25 KVA
1-25 KVA
1-15 KVA
1-15 KVA
1-10 KVA
3-25 KVA
1-37.5 KVA
2-5 KVA
3-15 KVA
1-15 KVA
1-10 KVA
3-10 KVA
3-10 KVA
3-37.5 KVA
3-25 KVA
3-50 KVA
BA-130
1-37.5 KVA
1-37.5 KVA
1-5 KVA
1-5 KVA
1-45 KVA
1-5 KVA
1-5 KVA
3-15 KVA
HURST BEACH
ONSLOW BEACH
12.47KV/2.4KV SUBSTATION 3-150 KVA-Δ/Δ
THIS OVERHEAD NOW #2/0 CU.
INTRACOASTAL WATERWAY
BEACH ROAD
MOCKUP ROAD
Well #BA-164 3-5 KVA
12.47KV/2.4KV SUBSTATION 3-150 KVA-Δ/Δ ABANDONED
6800' OF #4 CU
3-250 KVA Δ/Δ 12470V/2400V Z=5.1%
OCB
ACCESS ROAD
FERRY ROAD
SNEADS
1-5 KVA 120/240 Δ/Y
2.4 KV SUBSTA RELOCATED FROM COURTHOUSE BA-1-3176 CK
SEE PRIMARY SHEET NO. 8
SEE PRIMARY SHEET NO. 12

Note:
For Legend See Primary Sheet No 1

Length of Primary Pole Lines

Three Phase :	33,510 ft.	6.346 miles
Total :	33,510 "	6.346 "

SCALE
0 50 100 150 200 250 300 350 400 500 600 800 1000 Feet

REVISIONS			
SYM	DESCRIPTION	DATE	APPROVED
	CONDITIONS AS OF	10/75	[illegible]

PUBLIC WORKS DEPT.
MARINE CORPS BASE
CAMP LEJEUNE, N.C.

DES DR CHK
PROJ MGR CH ENG
APPROVED DATE
PUBLIC WORKS OFFICER
SATISFACTORY TO DATE
COMMANDING GENERAL
EFD RVD
HD DIR
APPROVED DATE
FOR COMMANDER, NAVFAC

DEPARTMENT OF THE NAVY NAVAL FACILITIES ENGINEERING COMMAND
ATLANTIC DIVISION
NAVAL STATION NORFOLK, VIRGINIA
MARINE CORPS BASE, CAMP LEJEUNE, N.C.

ELECTRICAL DISTRIBUTION SYSTEM
PRIMARY CIRCUITS
AREA #10

SIZE	CODE IDENT NO	PW DRAWING NO
F	80091	13511
		CONSTR CONTR NO
SCALE	SPEC	SHEET 11 OF 31

LANTDIV DWG NO

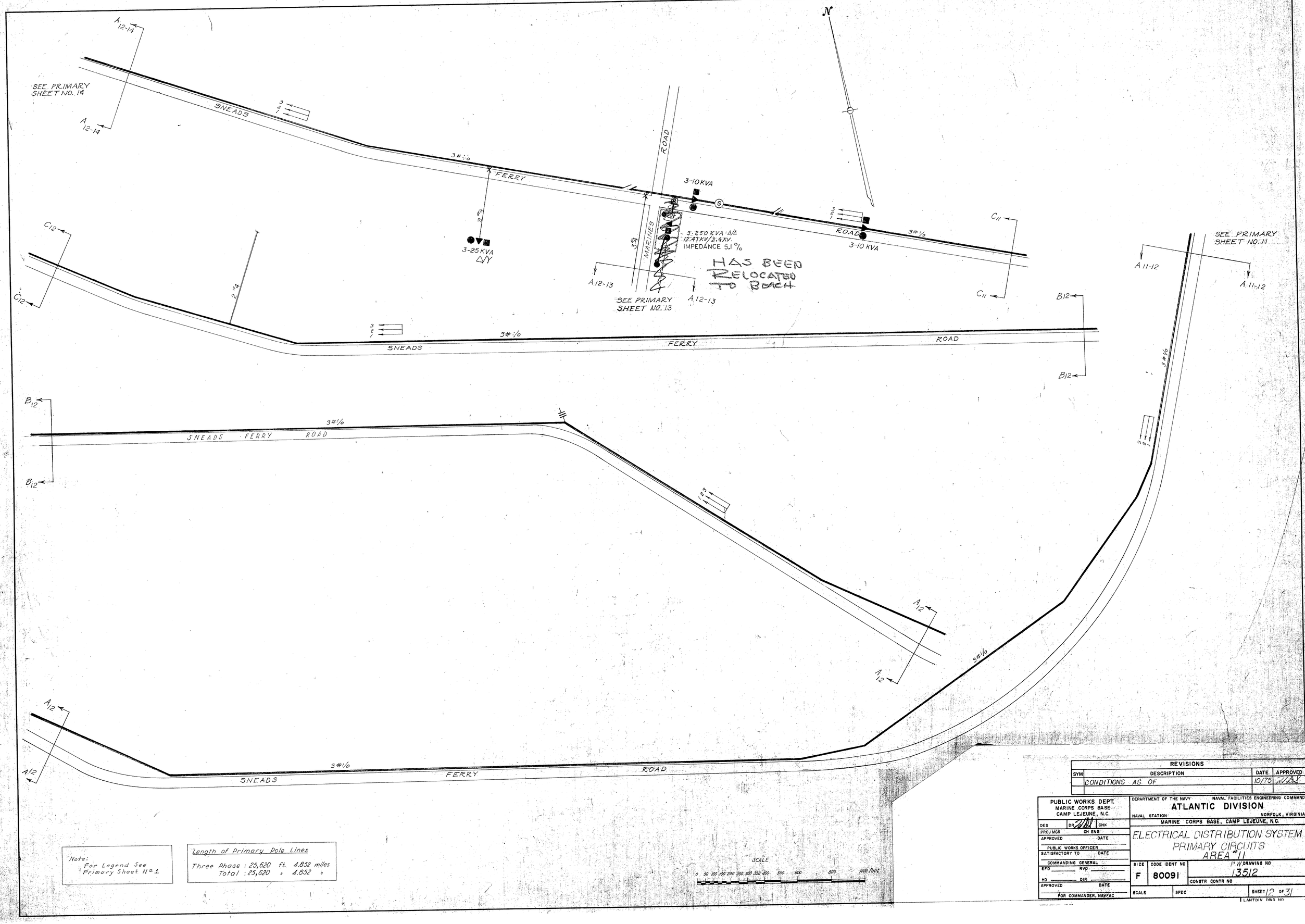

Note:
For Legend See Primary Sheet No 1

Length of Primary Pole Lines

Three Phase : 25,620 ft. 4.852 miles
Total : 25,620 " 4.852 "

REVISIONS			
SYM	DESCRIPTION	DATE	APPROVED
	CONDITIONS AS OF	10/75	

PUBLIC WORKS DEPT.
MARINE CORPS BASE
CAMP LEJEUNE, N.C.

DES DR CHK
PROJ MGR CH ENG
APPROVED DATE
PUBLIC WORKS OFFICER
SATISFACTORY TO DATE
COMMANDING GENERAL
EFD RVD
HD DIR
APPROVED DATE
FOR COMMANDER, NAVFAC

DEPARTMENT OF THE NAVY NAVAL FACILITIES ENGINEERING COMMAND
ATLANTIC DIVISION
NAVAL STATION NORFOLK, VIRGINIA
MARINE CORPS BASE, CAMP LEJEUNE, N.C.

ELECTRICAL DISTRIBUTION SYSTEM
PRIMARY CIRCUITS
AREA #11

SIZE F | CODE IDENT NO 80091 | PW DRAWING NO 13512
CONSTR CONTR NO
SCALE | SPEC | SHEET 12 OF 31
LANTDIV DWG NO

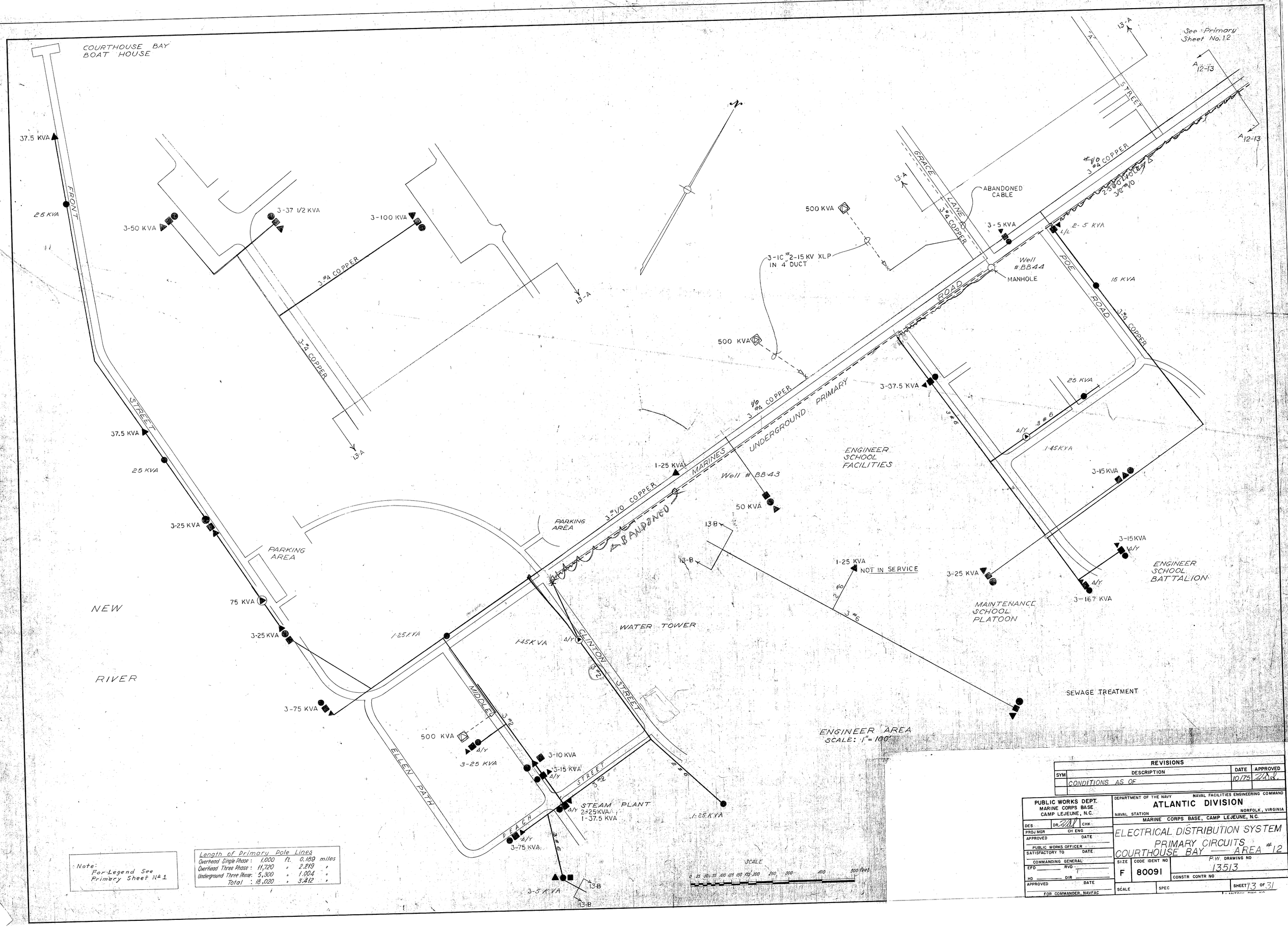

Note:
For Legend See Primary Sheet No. 1

Length of Primary Pole Lines			
Overhead Single Phase :	1,000	ft.	0.189 miles
Overhead Three Phase :	11,720	"	2.219 "
Underground Three Phase:	5,300	"	1.004 "
Total :	18,020	"	3.412 "

REVISIONS			
SYM	DESCRIPTION	DATE	APPROVED
	CONDITIONS AS OF	10/75	

PUBLIC WORKS DEPT.
MARINE CORPS BASE
CAMP LEJEUNE, N.C.

DES DR. CHK
PROJ MGR CH ENG
APPROVED DATE
PUBLIC WORKS OFFICER
SATISFACTORY TO DATE
COMMANDING GENERAL
EFD RVD
HD DIR
APPROVED DATE
FOR COMMANDER, NAVFAC

DEPARTMENT OF THE NAVY — NAVAL FACILITIES ENGINEERING COMMAND
ATLANTIC DIVISION
NAVAL STATION — NORFOLK, VIRGINIA
MARINE CORPS BASE, CAMP LEJEUNE, N.C.

ELECTRICAL DISTRIBUTION SYSTEM
PRIMARY CIRCUITS
COURTHOUSE BAY — AREA #12

SIZE	CODE IDENT NO	P.W. DRAWING NO
F	80091	13513

CONSTR CONTR NO
SCALE SPEC SHEET 13 OF 31

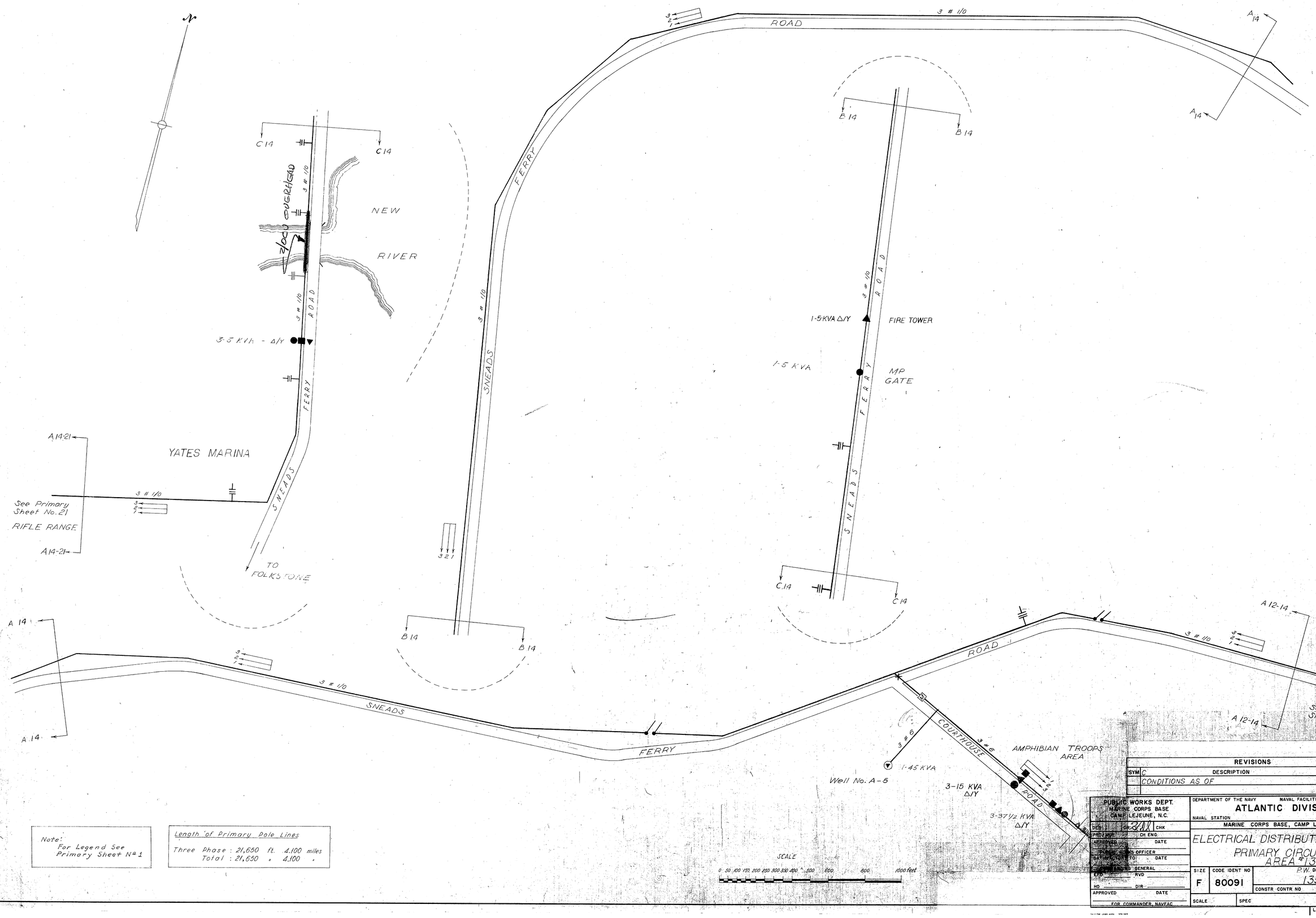

Note:
For Legend See
Primary Sheet No 1

Length of Primary Pole Lines

Three Phase :	21,650	ft.	4.100 miles
Total :	21,650	"	4.100 "

REVISIONS			
SYM	DESCRIPTION	DATE	APPROVED
C	CONDITIONS AS OF	10/75	J.N.B.

PUBLIC WORKS DEPT.
MARINE CORPS BASE
CAMP LEJEUNE, N.C.

DES. CH. J.N.B. CHK
PROJ MGR. CH ENG.
APPROVED DATE
PUBLIC WORKS OFFICER
RATIFICATION TO DATE
APPROVED GENERAL
ENG. RVD
HD DIR
APPROVED DATE
FOR COMMANDER, NAVFAC

DEPARTMENT OF THE NAVY NAVAL FACILITIES ENGINEERING COMMAND
ATLANTIC DIVISION
NAVAL STATION NORFOLK, VIRGINIA
MARINE CORPS BASE, CAMP LEJEUNE, N.C.

ELECTRICAL DISTRIBUTION SYSTEM
PRIMARY CIRCUITS
AREA #13

SIZE	CODE IDENT NO	P.W. DRAWING NO
F	80091	13514

CONSTR CONTR NO
SCALE SPEC SHEET 14 OF 31
LANTDIV DWG NO

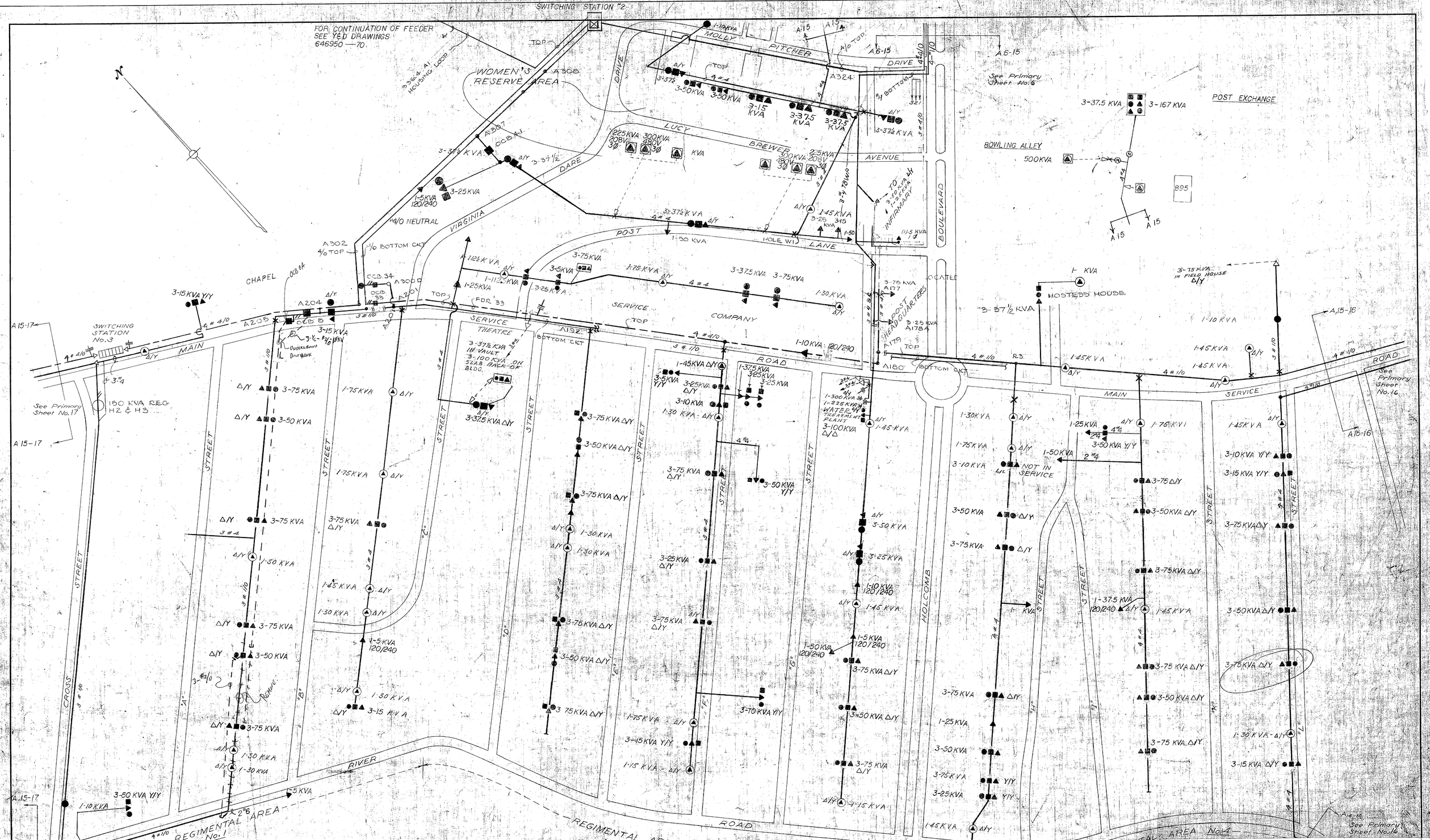

Note:
For Legend See Primary Sheet No 1

Length of Primary Pole Lines		
Single Phase :	400 ft.	0.076 mile
Three Phase :	41,770 "	7.911 "
Total :	42,170 "	7.987 "

REVISIONS			
SYM	DESCRIPTION	DATE	APPROVED
	CONDITIONS AS OF	10/75	

PUBLIC WORKS DEPT.
MARINE CORPS BASE
CAMP LEJEUNE, N.C.

DEPARTMENT OF THE NAVY — NAVAL FACILITIES ENGINEERING COMMAND
ATLANTIC DIVISION
NAVAL STATION — NORFOLK, VIRGINIA
MARINE CORPS BASE, CAMP LEJEUNE, N.C.

DES ____ DR ____ CHK ____
PROJ MGR ____ CH ENG ____
APPROVED ____ DATE ____
PUBLIC WORKS OFFICER
SATISFACTORY TO ____ DATE ____
CONSULTING GENERAL
EFD ____ RVD ____
HD ____ DIR ____
APPROVED ____ DATE ____
FOR COMMANDER, NAVFAC

ELECTRICAL DISTRIBUTION SYSTEM
PRIMARY CIRCUITS
AREA #14

SIZE	CODE IDENT NO	F.W. DRAWING NO
F	80091	13515

CONSTR CONTR NO ____
SCALE ____ SPEC ____ SHEET 15 OF 31

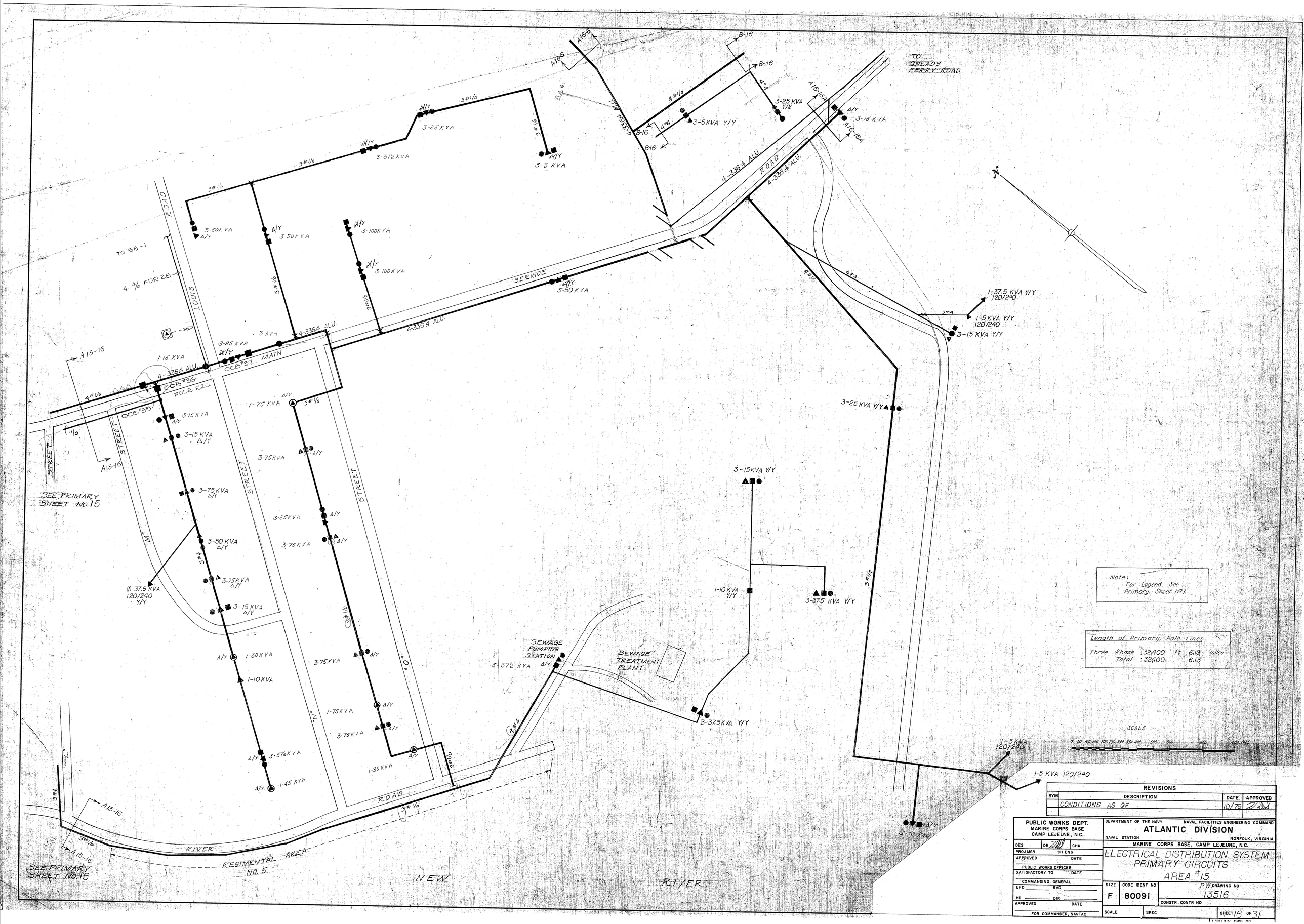

REVISIONS			
SYM	DESCRIPTION	DATE	APPROVED
	CONDITIONS AS OF	10/75	

PUBLIC WORKS DEPT.
MARINE CORPS BASE
CAMP LEJEUNE, N.C.

DES DR CHK
PROJ MGR CH ENG
APPROVED DATE
PUBLIC WORKS OFFICER
SATISFACTORY TO DATE
COMMANDING GENERAL
EFD RVD
HD DIR
APPROVED DATE
FOR COMMANDER, NAVFAC

DEPARTMENT OF THE NAVY NAVAL FACILITIES ENGINEERING COMMAND
ATLANTIC DIVISION
NAVAL STATION NORFOLK, VIRGINIA
MARINE CORPS BASE, CAMP LEJEUNE, N.C.

ELECTRICAL DISTRIBUTION SYSTEM
PRIMARY CIRCUITS
AREA #15

SIZE	CODE IDENT NO	PW DRAWING NO
F	80091	13516

CONSTR CONTR NO
SCALE SPEC SHEET 16 OF 31
LANTDIV DWG NO

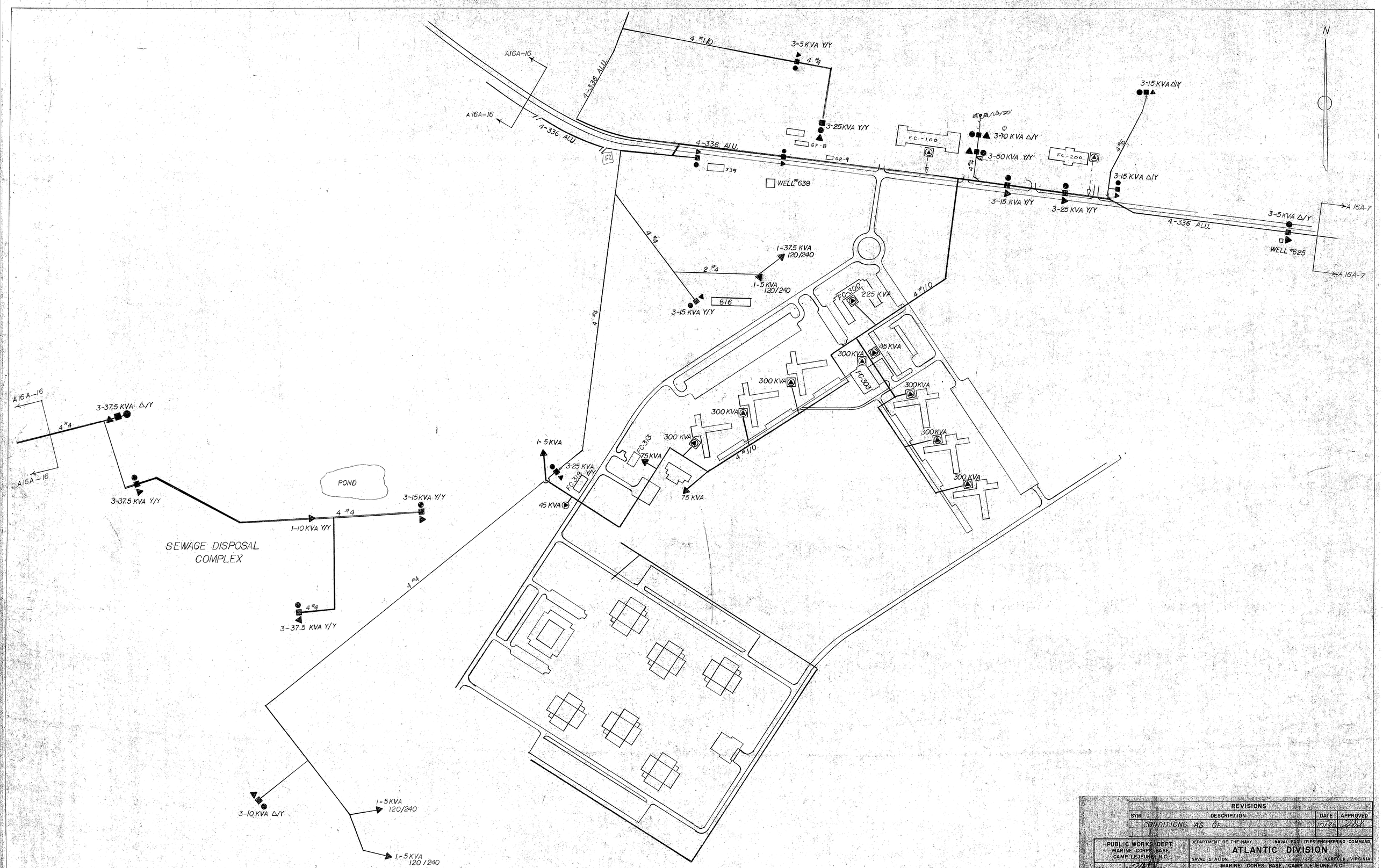

REVISIONS			
SYM	DESCRIPTION	DATE	APPROVED
	CONDITIONS AS OF	10/75	

PUBLIC WORKS DEPT.
MARINE CORPS BASE
CAMP LEJEUNE, N.C.

DEPARTMENT OF THE NAVY — NAVAL FACILITIES ENGINEERING COMMAND
ATLANTIC DIVISION
NAVAL STATION — NORFOLK, VIRGINIA

DES — DR — CHK
PROJ MGR — CH ENGR
APPROVED — DATE
PUBLIC WORKS OFFICER
SATISFACTORY TO — DATE
COMMANDING GENERAL
EFD — RVD
HQ — DIR
APPROVED — DATE
FOR COMMANDER NAVFAC

MARINE CORPS BASE, CAMP LEJEUNE, N.C.

ELECTRICAL DISTRIBUTION SYSTEM
PRIMARY CIRCUITS
AREA #15A

SIZE: F — CODE IDENT NO: 80091 — P.W. DRAWING NO: 135117
CONSTR CONTR NO
SCALE: 1 — SPEC
SHEET 16 OF 31
LANTDIV DWG NO

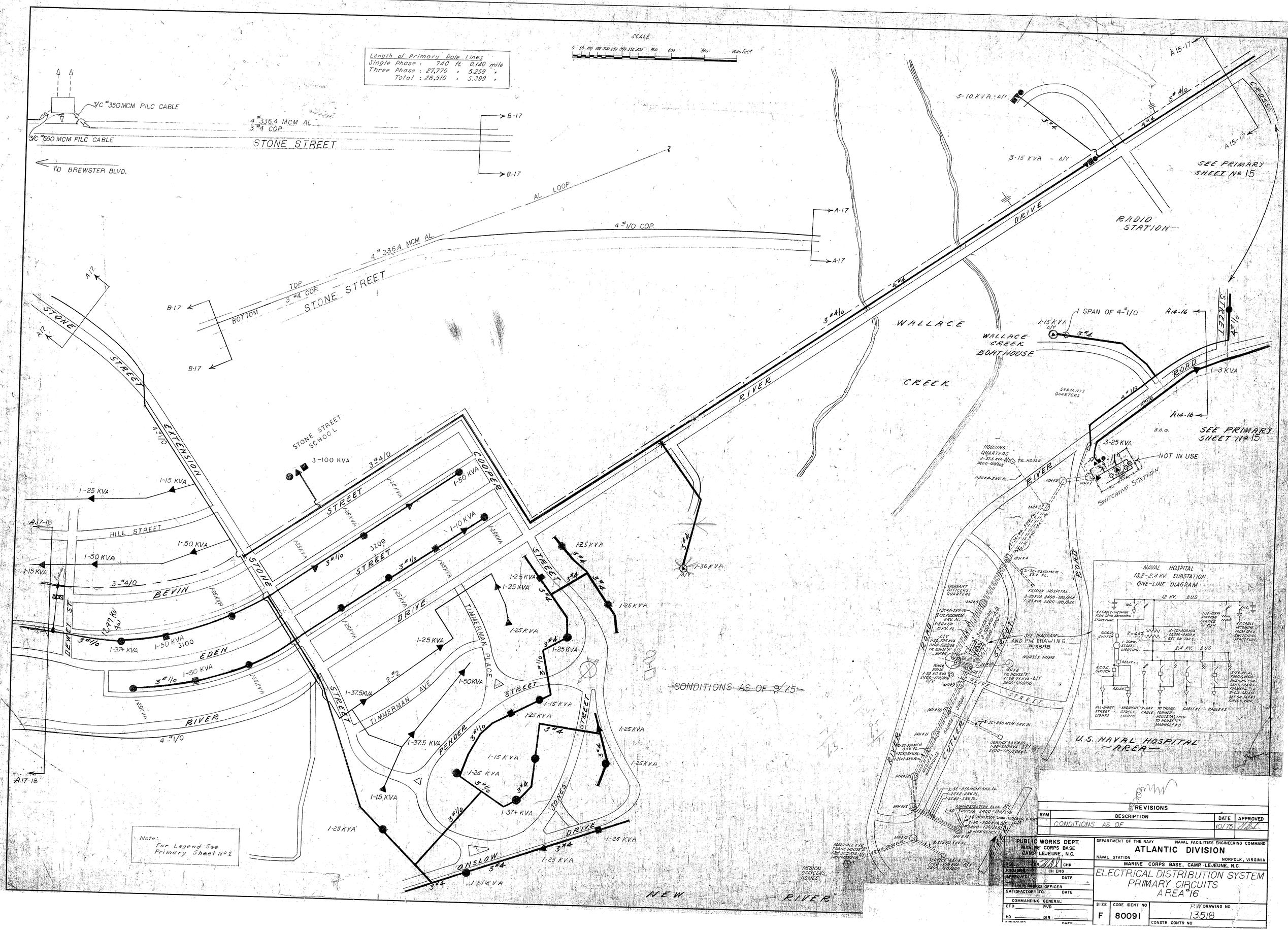

REVISIONS			
SYM	DESCRIPTION	DATE	APPROVED
	CONDITIONS AS OF	10/75	

PUBLIC WORKS DEPT.
MARINE CORPS BASE
CAMP LEJEUNE, N.C.

DEPARTMENT OF THE NAVY — NAVAL FACILITIES ENGINEERING COMMAND
ATLANTIC DIVISION
NAVAL STATION — NORFOLK, VIRGINIA
MARINE CORPS BASE, CAMP LEJEUNE, N.C.

DES — DR — CHK
PROJ ENGR — CH ENG
APPROVED — DATE
PUBLIC WORKS OFFICER
SATISFACTORY TO — DATE
COMMANDING GENERAL
EFD — RVD
HD — DIR
APPROVED — DATE

ELECTRICAL DISTRIBUTION SYSTEM
PRIMARY CIRCUITS
AREA #16

SIZE	CODE IDENT NO	P.W DRAWING NO
F	80091	13518

CONSTR CONTR NO

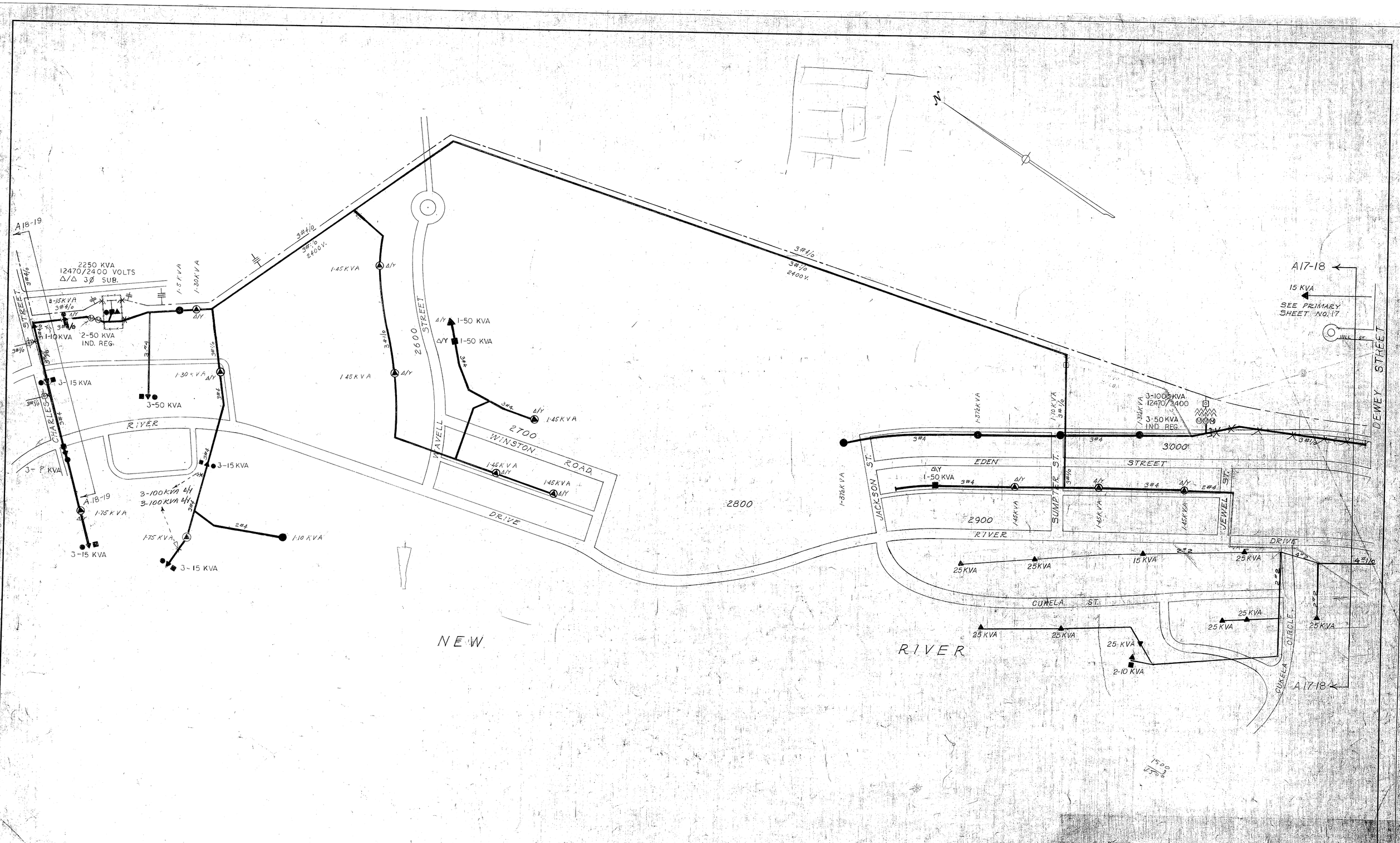

Note:
For Legend See
Primary Sheet Nº 1

Length of Primary Pole Lines
Single Phase : 1,850 ft. 0.350 miles
Three Phase : 13,360 " 2.530 "
Total : 15,210 " 2.880 "

SCALE
0 50 100 150 200 250 300 350 400 500 600 800 1000 feet

REVISIONS			
SYM	DESCRIPTION	DATE	APPROVED
	CONDITIONS AS OF	10/75	

PUBLIC WORKS DEPT.
MARINE CORPS BASE
CAMP LEJEUNE, N.C.

DES DR CHK
PROJ MGR CH ENG
APPROVED DATE
PUBLIC WORKS OFFICER
SATISFACTORY TO DATE
COMMANDING GENERAL
EFD RVD
HD DIR
APPROVED DATE
FOR COMMANDER, NAVFAC

DEPARTMENT OF THE NAVY NAVAL FACILITIES ENGINEERING COMMAND
ATLANTIC DIVISION
NAVAL STATION NORFOLK, VIRGINIA
MARINE CORPS BASE, CAMP LEJEUNE, N.C.

ELECTRICAL DISTRIBUTION SYSTEM
PRIMARY CIRCUITS
AREA #17

SIZE	CODE IDENT NO	PW DRAWING NO
F	80091	13519
		CONSTR CONTR NO
SCALE	SPEC	SHEET 18 OF 31

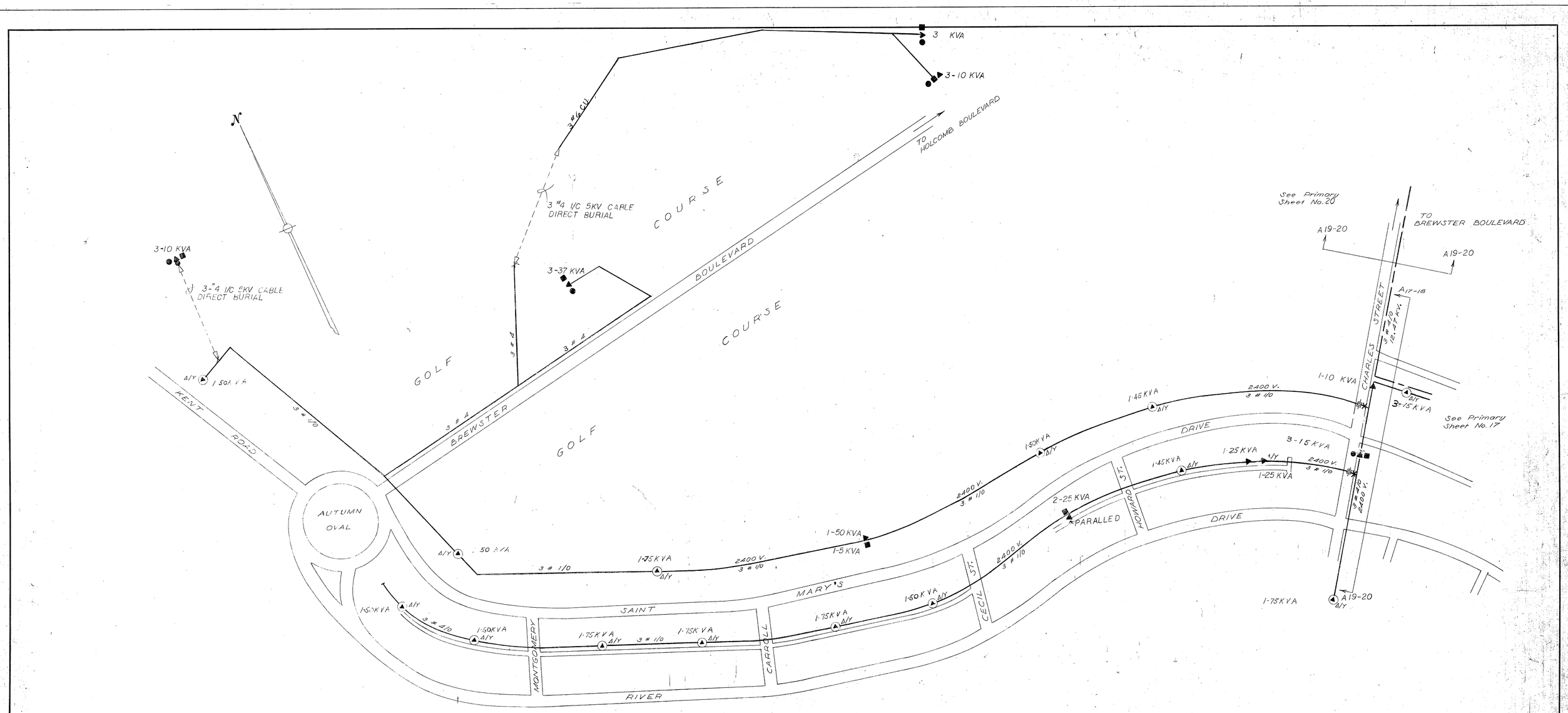

Note:
For Legend See
Primary Sheet No 1

Length of Primary Pole Lines

Single Phase :	2,500	ft.	0.473 mile
Three Phase :	15,070	"	2.854 "
Total :	17,570	"	3.327 "

SCALE
0 50 100 150 200 250 300 350 400 500 600 800 1000 feet

REVISIONS			
SYM	DESCRIPTION	DATE	APPROVED
	CONDITIONS AS OF	10/75	

PUBLIC WORKS DEPT.
MARINE CORPS BASE
CAMP LEJEUNE, N.C.

DEPARTMENT OF THE NAVY — NAVAL FACILITIES ENGINEERING COMMAND
ATLANTIC DIVISION
NAVAL STATION — NORFOLK, VIRGINIA

MARINE CORPS BASE, CAMP LEJEUNE, N.C.

ELECTRICAL DISTRIBUTION SYSTEM
PRIMARY CIRCUITS
AREA #18

DES — DR — CHK
PROJ MGR — CH ENG
APPROVED — DATE
PUBLIC WORKS OFFICER
SATISFACTORY TO — DATE
COMMANDING GENERAL
EFD — RVD
HD — DIR
APPROVED — DATE
FOR COMMANDER, NAVFAC

SIZE: F — CODE IDENT NO: 80091 — PW DRAWING NO: 13520
CONSTR CONTR NO
SCALE — SPEC — SHEET 10 OF 31
LANTDIV_DWG NO

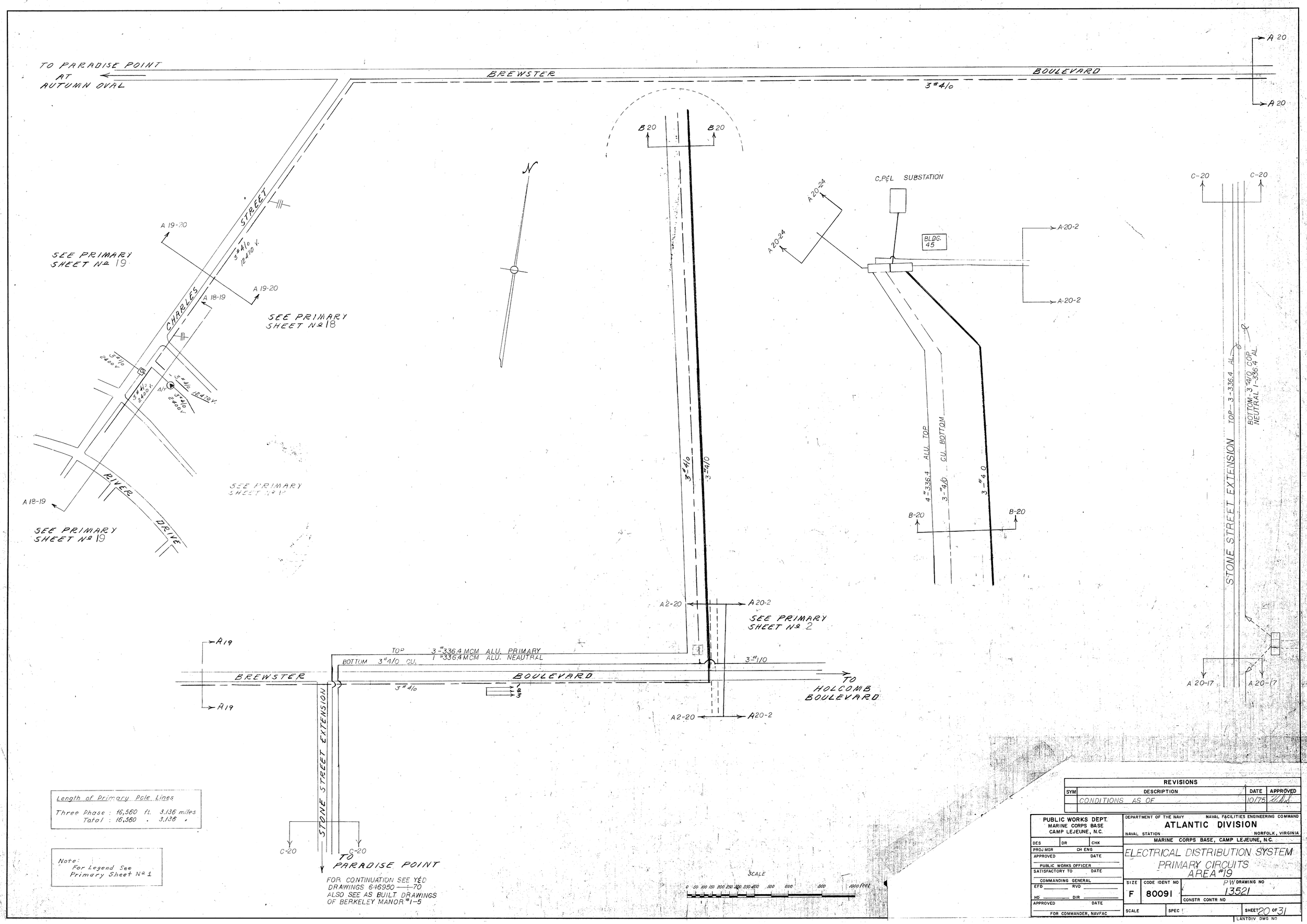

Length of Primary Pole Lines

Three Phase : 16,560 ft. 3.136 miles
Total : 16,560 " 3.136 "

Note:
For Legend See Primary Sheet Nº 1

REVISIONS			
SYM	DESCRIPTION	DATE	APPROVED
	CONDITIONS AS OF	10/76	

PUBLIC WORKS DEPT.
MARINE CORPS BASE
CAMP LEJEUNE, N.C.

DEPARTMENT OF THE NAVY — NAVAL FACILITIES ENGINEERING COMMAND
ATLANTIC DIVISION
NAVAL STATION — NORFOLK, VIRGINIA

MARINE CORPS BASE, CAMP LEJEUNE, N.C.

ELECTRICAL DISTRIBUTION SYSTEM
PRIMARY CIRCUITS
AREA #19

DES | DR | CHK
PROJ MGR | CH ENG
APPROVED | DATE
PUBLIC WORKS OFFICER
SATISFACTORY TO | DATE
COMMANDING GENERAL
EFD | RVD
HD | DIR
APPROVED | DATE
FOR COMMANDER, NAVFAC

SIZE: F | CODE IDENT NO: 80091 | PW DRAWING NO: 13521
CONSTR CONTR NO
SCALE | SPEC | SHEET 20 OF 31
LANTDIV DWG NO

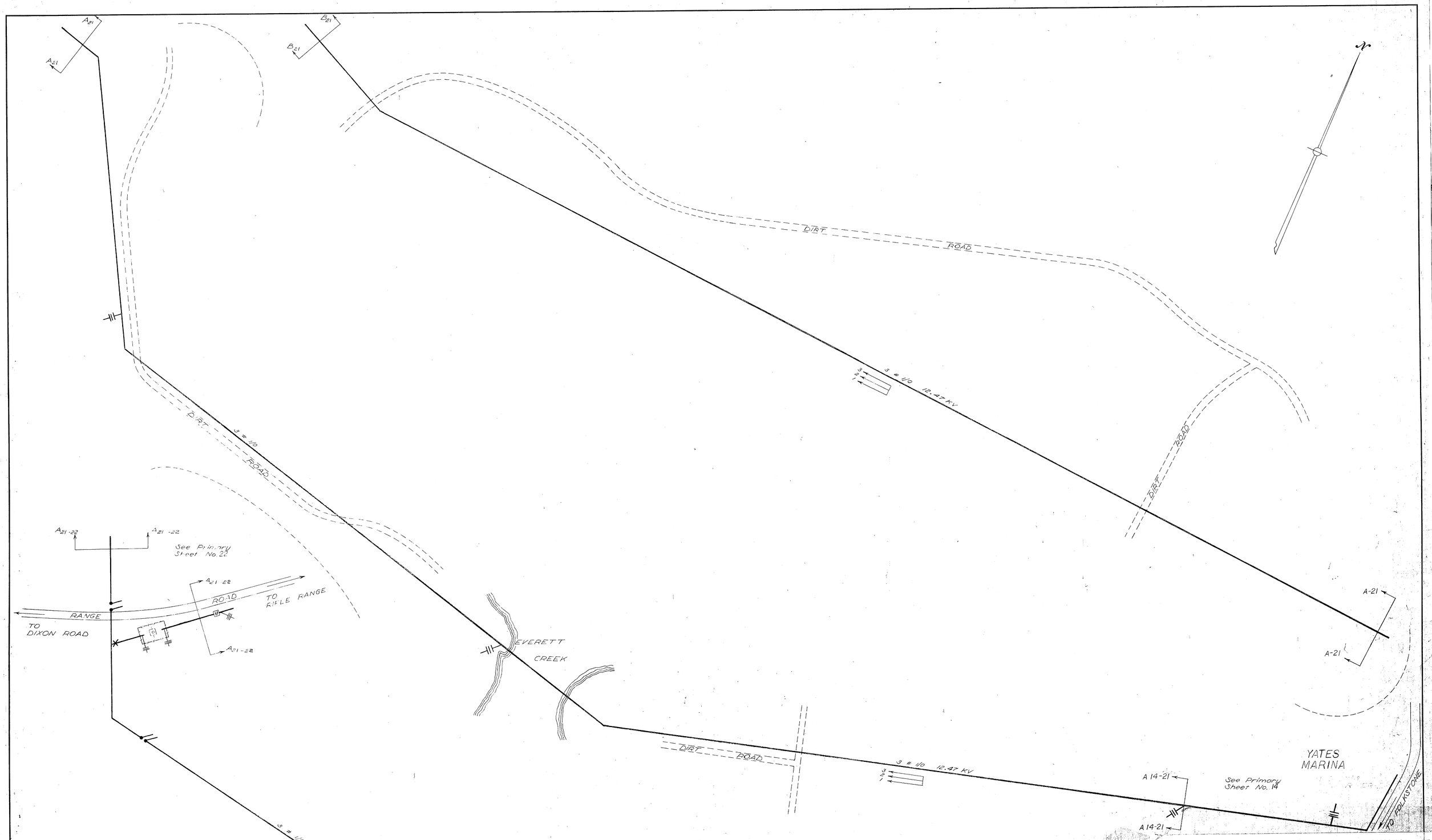

Length of Primary Pole Lines

Three Phase : 18,480 ft. 3.500 miles
Total : 18,160 " 3.500 "

Note:
For Legend See
Primary Sheet Nº 1

REVISIONS			
SYM	DESCRIPTION	DATE	APPROVED
	CONDITIONS AS OF	10/75	

PUBLIC WORKS DEPT.
MARINE CORPS BASE
CAMP LEJEUNE, N.C.

DES | DR | CHK
PROJ MGR | CH ENG
APPROVED DATE
PUBLIC WORKS OFFICER
SATISFACTORY TO DATE
COMMANDING GENERAL
EFD RVD
HD DIR
APPROVED DATE
FOR COMMANDER, NAVFAC

DEPARTMENT OF THE NAVY NAVAL FACILITIES ENGINEERING COMMAND
ATLANTIC DIVISION
NAVAL STATION NORFOLK, VIRGINIA
MARINE CORPS BASE, CAMP LEJEUNE, N.C.

ELECTRICAL DISTRIBUTION SYSTEM
PRIMARY CIRCUITS
AREA #20

SIZE	CODE IDENT NO	PW DRAWING NO
F	80091	13522
		CONSTR CONTR NO
SCALE	SPEC	SHEET 21 OF 31
		LANTDIV DWG NO

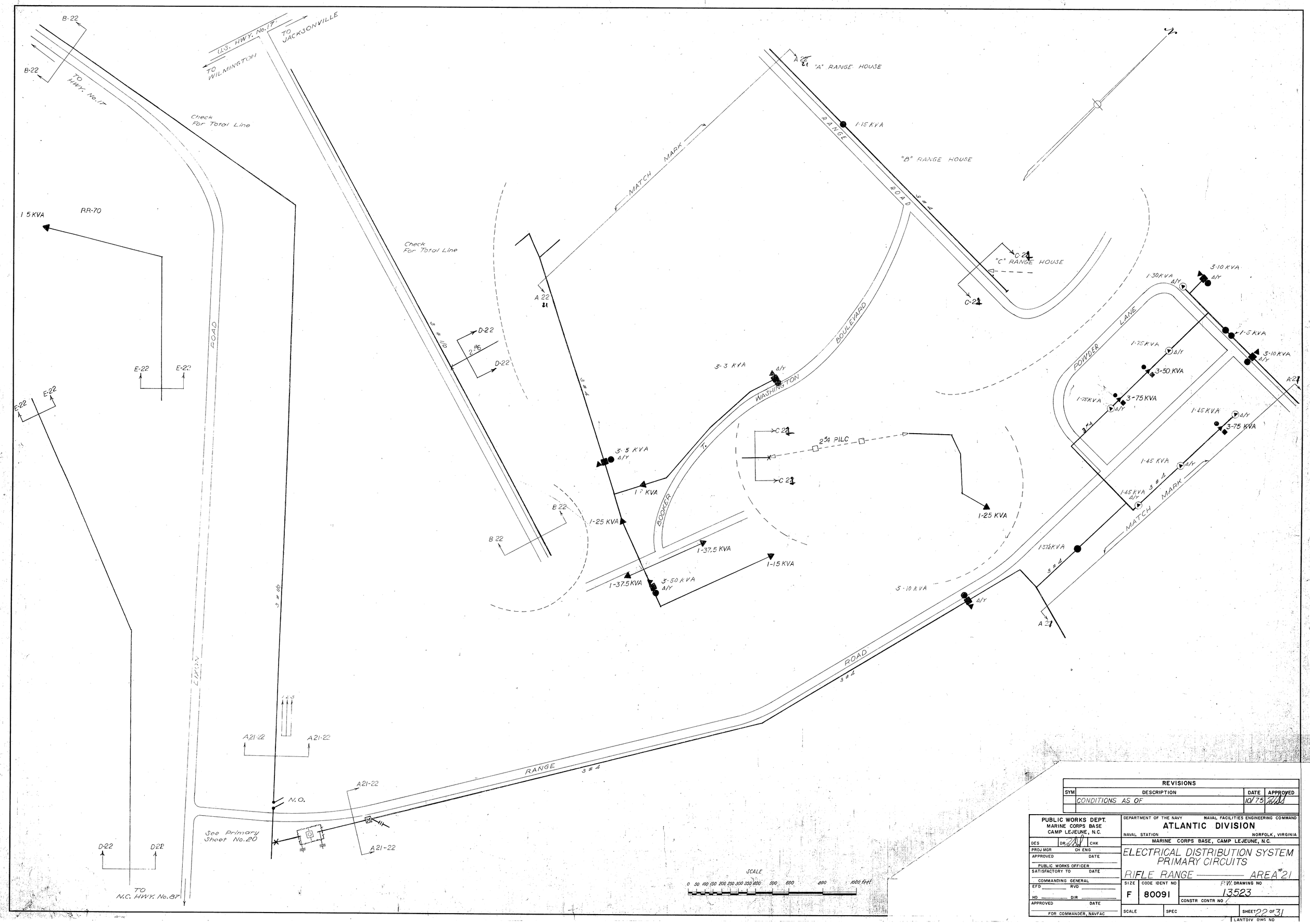

REVISIONS			
SYM	DESCRIPTION	DATE	APPROVED
	CONDITIONS AS OF	10/75	

PUBLIC WORKS DEPT.
MARINE CORPS BASE
CAMP LEJEUNE, N.C.

DES | DR | CHK
PROJ MGR | CH ENG
APPROVED | DATE
PUBLIC WORKS OFFICER
SATISFACTORY TO | DATE
COMMANDING GENERAL
EFD | RVD
HD | DIR
APPROVED | DATE
FOR COMMANDER, NAVFAC

DEPARTMENT OF THE NAVY — NAVAL FACILITIES ENGINEERING COMMAND
ATLANTIC DIVISION
NAVAL STATION — NORFOLK, VIRGINIA
MARINE CORPS BASE, CAMP LEJEUNE, N.C.

ELECTRICAL DISTRIBUTION SYSTEM
PRIMARY CIRCUITS
RIFLE RANGE — AREA #21

SIZE	CODE IDENT NO	P.W. DRAWING NO
F	80091	13523

CONSTR CONTR NO
SCALE | SPEC | SHEET 22 OF 31
LANTDIV DWG NO

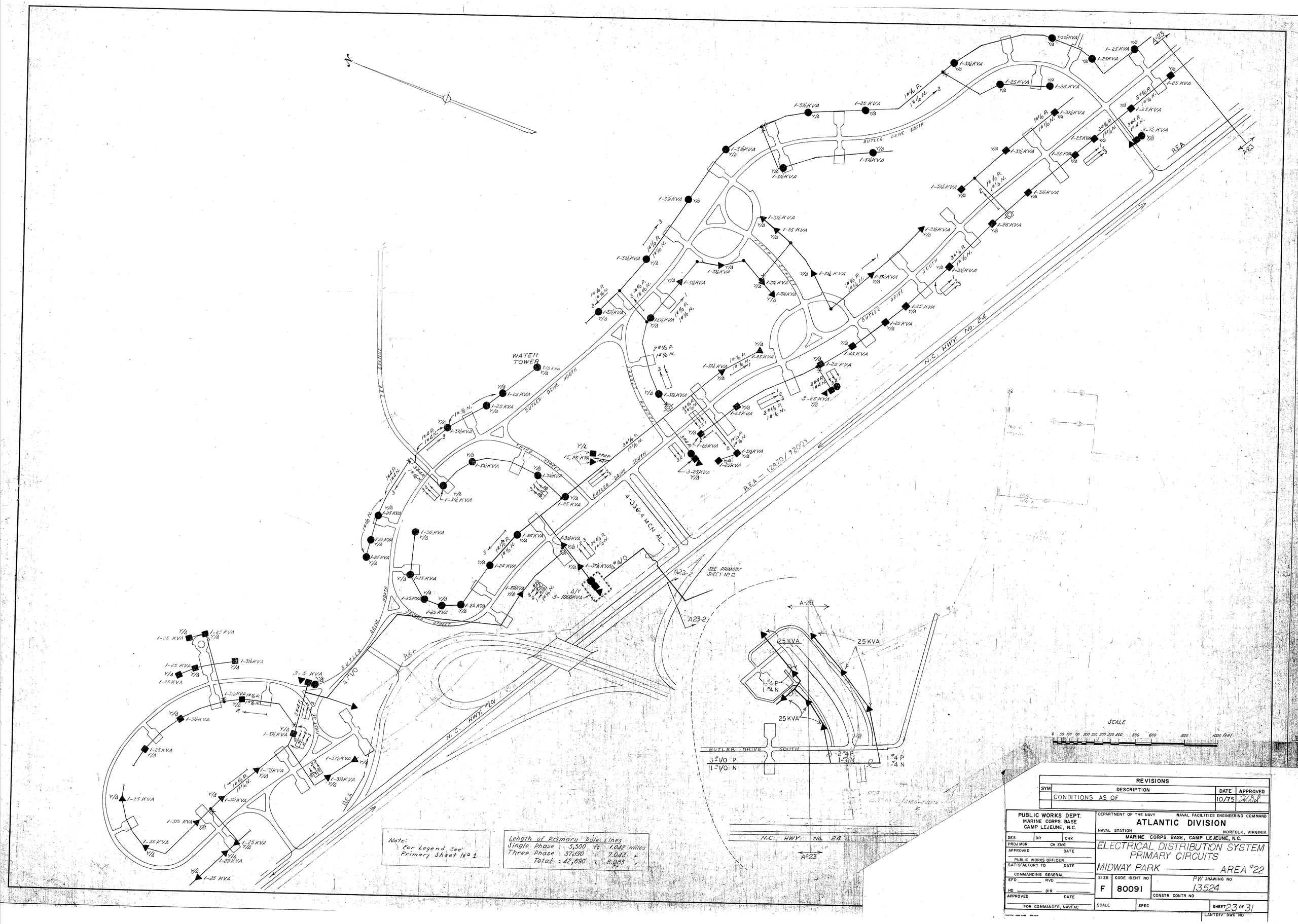

Note:
For Legend See
Primary Sheet Nº 1

Length of Primary Pole Lines			
Single Phase	5,500	ft.	1.042 miles
Three Phase	37,190	"	7.043 "
Total	42,690	"	8.085 "

REVISIONS			
SYM	DESCRIPTION	DATE	APPROVED
	CONDITIONS AS OF	10/75	

PUBLIC WORKS DEPT.
MARINE CORPS BASE
CAMP LEJEUNE, N.C.

DEPARTMENT OF THE NAVY — NAVAL FACILITIES ENGINEERING COMMAND
ATLANTIC DIVISION
NAVAL STATION — NORFOLK, VIRGINIA

MARINE CORPS BASE, CAMP LEJEUNE, N.C.

ELECTRICAL DISTRIBUTION SYSTEM
PRIMARY CIRCUITS

MIDWAY PARK — AREA #22

DES | DR | CHK
PROJ MGR | CH ENG
APPROVED | DATE
PUBLIC WORKS OFFICER
SATISFACTORY TO | DATE
COMMANDING GENERAL
EFD | RVD
HD | DIR
APPROVED | DATE
FOR COMMANDER, NAVFAC

SIZE	CODE IDENT NO	PW DRAWING NO
F	80091	13524

CONSTR CONTR NO
SCALE | SPEC | SHEET 23 OF 31
LANTDIV DWG NO

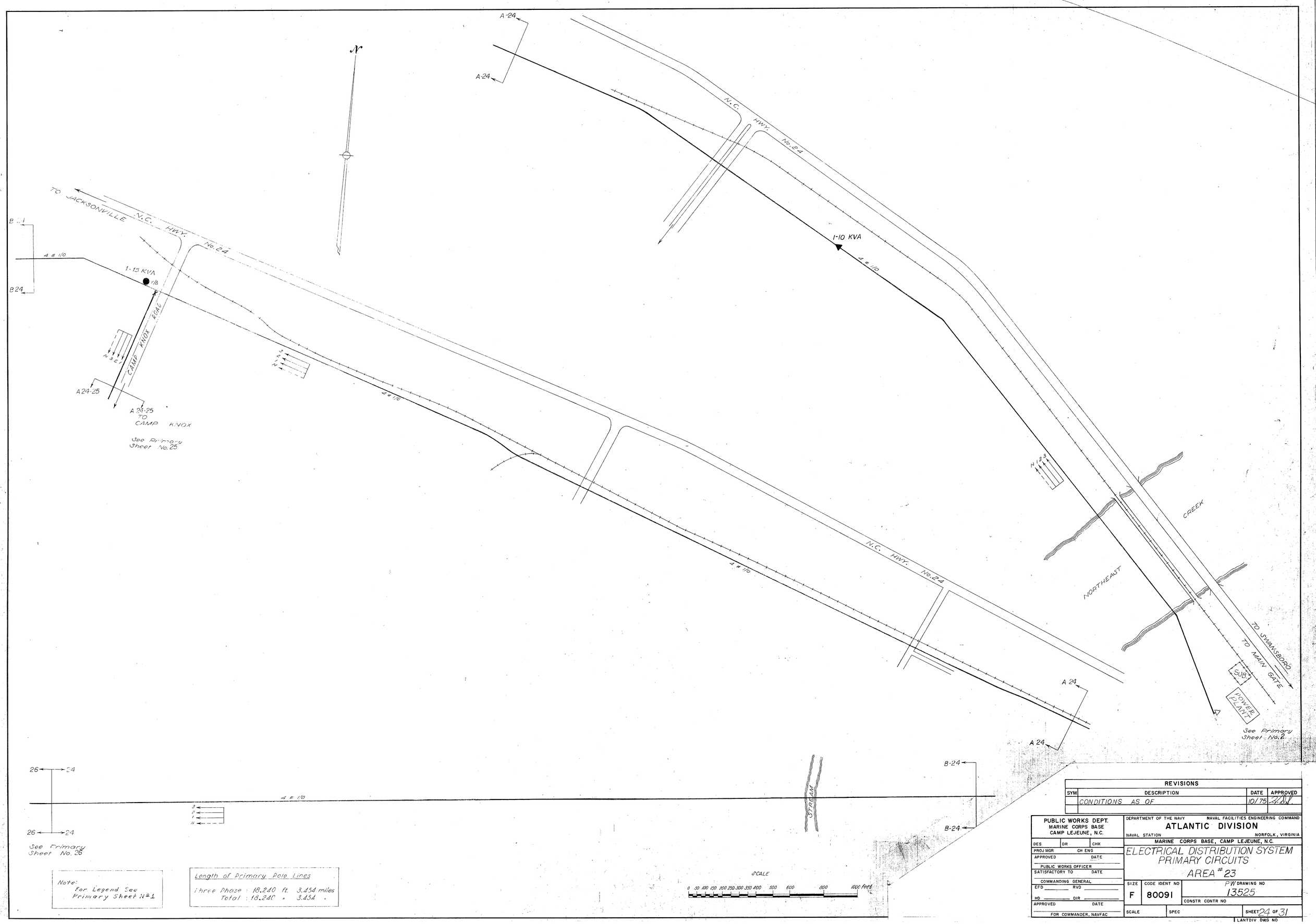

Note: For Legend See Primary Sheet No. 1

Length of Primary Pole Lines

Three Phase :	18,240 ft.	3.454 miles
Total :	18,240 "	3.454 "

REVISIONS			
SYM	DESCRIPTION	DATE	APPROVED
	CONDITIONS AS OF	10/75	

PUBLIC WORKS DEPT.
MARINE CORPS BASE
CAMP LEJEUNE, N.C.

DES | DR | CHK
PROJ MGR | CH ENG
APPROVED | DATE
PUBLIC WORKS OFFICER
SATISFACTORY TO | DATE
COMMANDING GENERAL
EFD | RVD
HD | DIR
APPROVED | DATE
FOR COMMANDER, NAVFAC

DEPARTMENT OF THE NAVY — NAVAL FACILITIES ENGINEERING COMMAND
ATLANTIC DIVISION
NAVAL STATION — NORFOLK, VIRGINIA
MARINE CORPS BASE, CAMP LEJEUNE, N.C.

ELECTRICAL DISTRIBUTION SYSTEM
PRIMARY CIRCUITS
AREA # 23

SIZE	CODE IDENT NO	PW DRAWING NO
F	80091	13525
		CONSTR CONTR NO
SCALE	SPEC	SHEET 24 OF 31

LANTDIV DWG NO

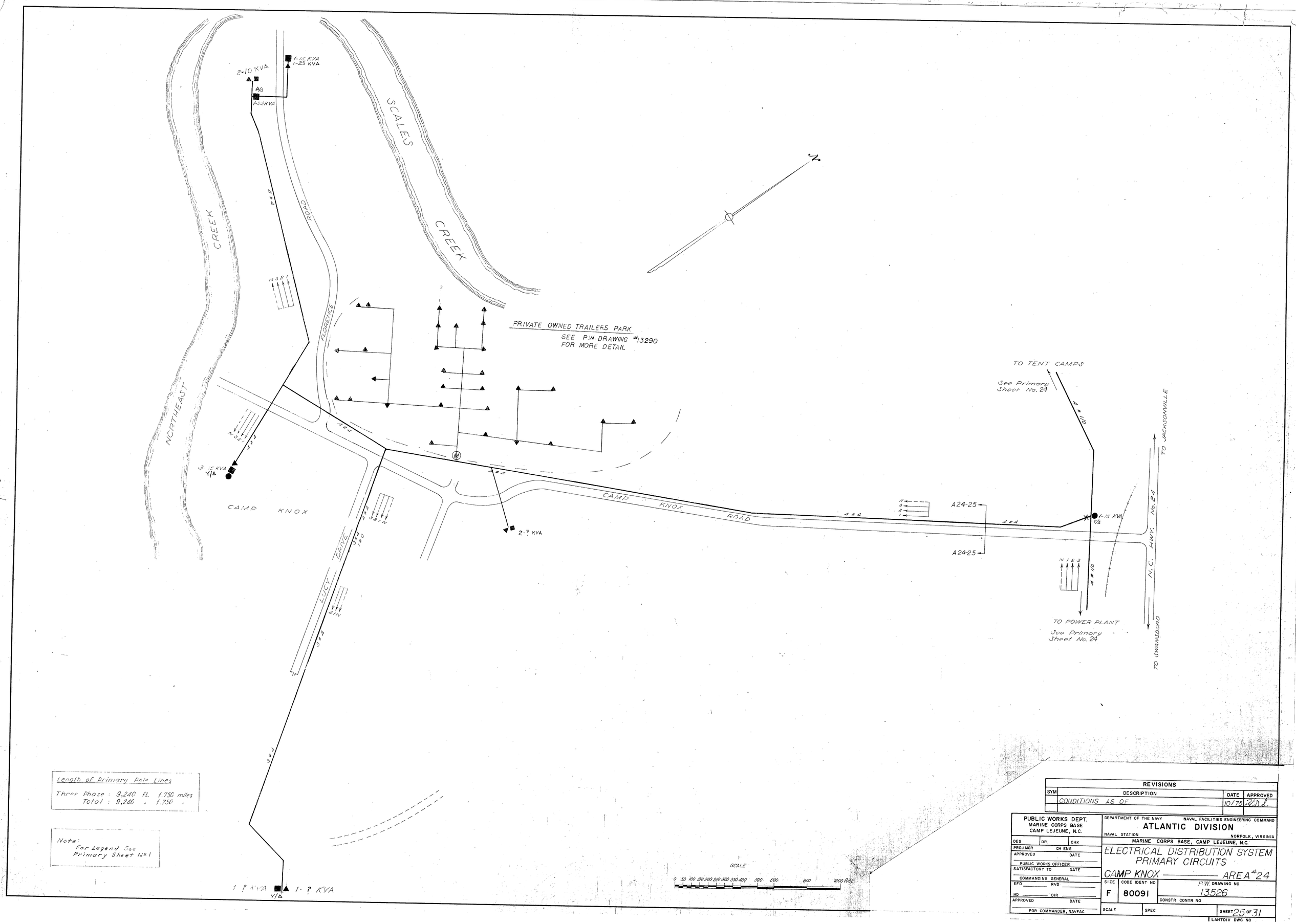

Length of Primary Pole Lines

Three Phase : 9,240 ft. 1.750 miles
Total : 9,240 " 1.750 "

Note:
For Legend See
Primary Sheet No. 1

REVISIONS			
SYM	DESCRIPTION	DATE	APPROVED
	CONDITIONS AS OF	10/75	R.D.L.

PUBLIC WORKS DEPT.
MARINE CORPS BASE
CAMP LEJEUNE, N.C.

DES DR CHK
PROJ MGR CH ENG
APPROVED DATE
PUBLIC WORKS OFFICER
SATISFACTORY TO DATE
COMMANDING GENERAL
EFD RVD
HD DIR
APPROVED DATE
FOR COMMANDER, NAVFAC

DEPARTMENT OF THE NAVY NAVAL FACILITIES ENGINEERING COMMAND
ATLANTIC DIVISION
NAVAL STATION NORFOLK, VIRGINIA
MARINE CORPS BASE, CAMP LEJEUNE, N.C.

ELECTRICAL DISTRIBUTION SYSTEM
PRIMARY CIRCUITS
CAMP KNOX — AREA #24

SIZE	CODE IDENT NO	P.W. DRAWING NO
F	80091	13526

CONSTR CONTR NO
SCALE SPEC SHEET 25 OF 31
LANTDIV DWG NO

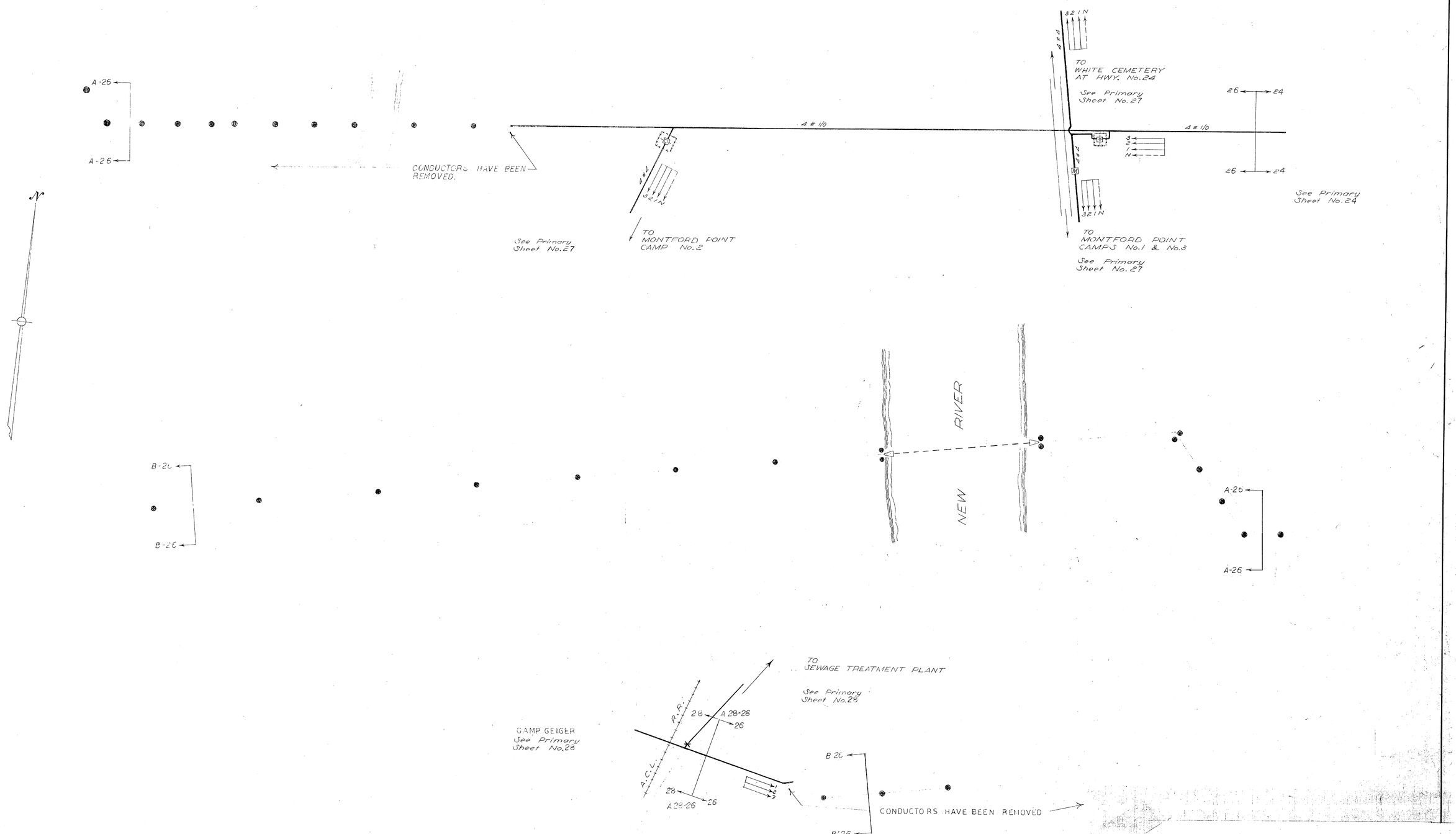

Note:
For Legend See Primary Sheet No 1

Length of Primary Pole Lines

Three Phase : 12,080 ft. 2.288 miles
Total : 12,080 " 2.288 "

REVISIONS			
SYM	DESCRIPTION	DATE	APPROVED
	CONDITIONS AS OF	10/75	JWX

PUBLIC WORKS DEPT.
MARINE CORPS BASE
CAMP LEJEUNE, N.C.

DEPARTMENT OF THE NAVY — NAVAL FACILITIES ENGINEERING COMMAND
ATLANTIC DIVISION
NAVAL STATION — NORFOLK, VIRGINIA

MARINE CORPS BASE, CAMP LEJEUNE, N.C.

ELECTRICAL DISTRIBUTION SYSTEM
PRIMARY CIRCUITS
AREA #25

DES | DR | CHK
PROJ MGR | CH ENG
APPROVED | DATE
PUBLIC WORKS OFFICER
SATISFACTORY TO | DATE
COMMANDING GENERAL
EFD | RVD
HD | DIR
APPROVED | DATE
FOR: COMMANDER, NAVFAC

SIZE: F | CODE IDENT NO: 80091 | PW DRAWING NO: 13527
CONSTR CONTR NO
SCALE | SPEC | SHEET 26 OF 31
LANTDIV DWG NO