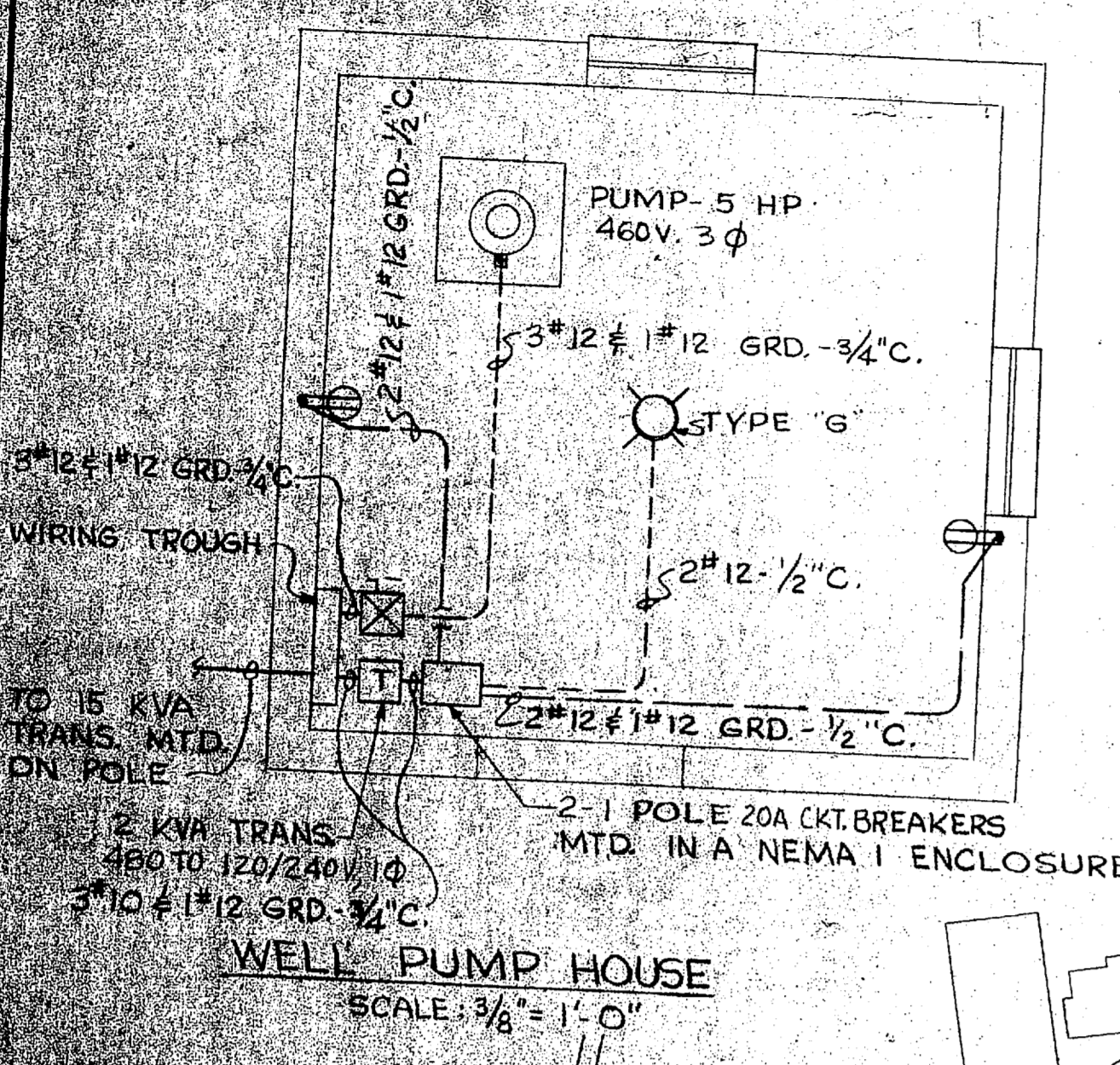


FOR CONTINUATION.
SEE NAVFAC DWG.
NO. 1198812

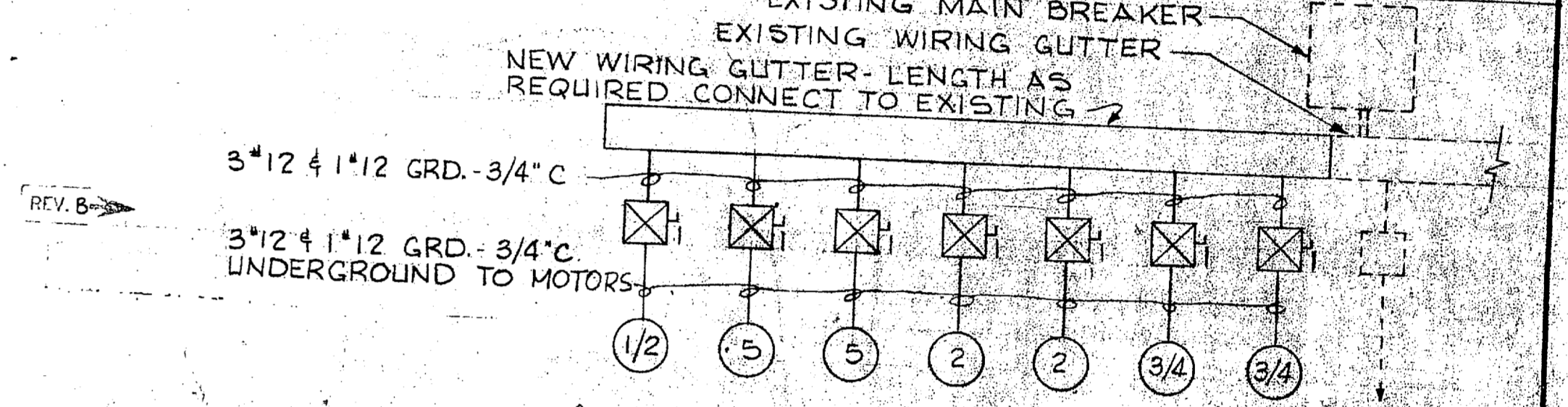
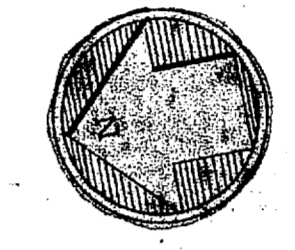
REVISIONS			
SYM.	DESCRIPTION	DATE	APPROVED
A	SEE REVISION NOTE 'A' BELOW	7-25-67	SHR/LOS/262
B	REVISED AS BUILT	5-10-72	JRM



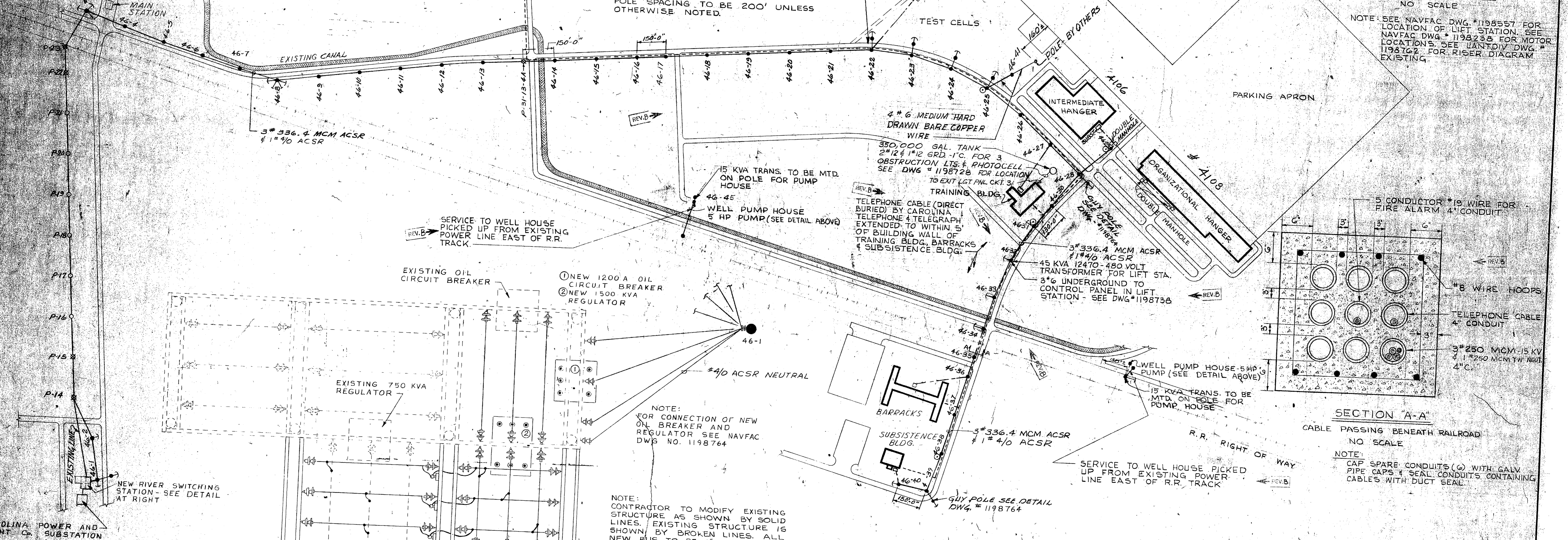
EXTEND THE TWO (2) 4" TELEPHONE DUCTS 5' BEYOND THE WEST EDGE OF PAVEMENT AND APPROXIMATELY 30" BELOW GRADE. INSTALL PERSONNEL BLDG. AND TERMINATE BOTH DUCTS WITH WOODEN PLUGS. PROVIDE A TEMPORARY WOOD MARKER AT END OF DUCT WITH END OF PULL WIRE ATTACHED ABOVE GRADE.

- POLE MOUNTED FIRE ALARM BOX (WEATHER-PROOF) WITH RED MARKER LIGHT OVER. SEE NAVFAC DWG. # 1198765 FOR TYPICAL DETAIL
 - DOUBLE HANDHOLE
 - ⊗ EXISTING POLE TO BE REPLACED. SEE NAVFAC DWG. NO. 1198764
 - EXISTING POLE
 - NEW POLE
 - HANDHOLE
- POLE SPACING TO BE 200' UNLESS OTHERWISE NOTED.

REVISION NOTE 'A'
ADDED FIRE ALARM BOXES
REVISED HANDHOLES TO DOUBLE HANDHOLES.
ADDED TWO WELL PUMP HOUSES
ADDED FEED FOR LIGHTS & PHOTOCELL AT TANK
ADDED NEUTRAL WIRE TO POWER CABLE
ADDED NOTE FOR SERVICE TO ALT. LOCATION
ADDED WIRING FOR SEWAGE TREATMENT PLANT



NOTE: SEE NAVFAC DWG. # 1198557 FOR LOCATION OF LIFT STATION. SEE NAVFAC DWG. # 1198238 FOR MOTOR LOCATIONS. SEE LATEST DWG. # 1198762 FOR RISER DIAGRAM EXISTING.



RECORD DRAWING
DATE: FEB 5 1972

LOCKWOOD GREENE ENG. INC.
SPARTANBURG, S. C. 29301
ARCHITECTS & ENGINEERS

DEPARTMENT OF THE NAVY
NAVAL FACILITIES ENGINEERING COMMAND
ATLANTIC DIVISION
NORFOLK, VIRGINIA

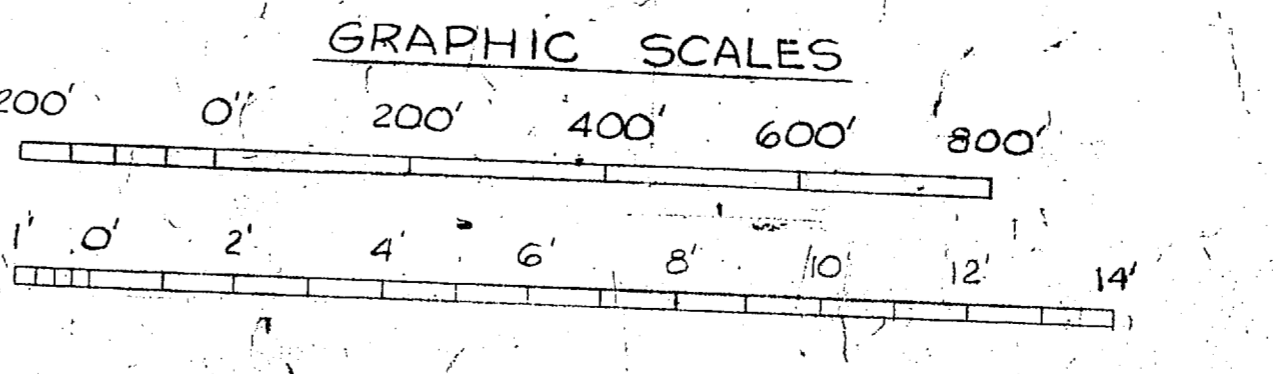
NAVAL STATION
HELICOPTER GROUP TRAINING FACILITY
MCAF - NEW RIVER, JACKSONVILLE, N.C.

POWER DISTRIBUTION
NAVFAC DRAWING NO.
1198762

DESIGNER: DR. TAYLOR
PROJ. MGR.: DR. TAYLOR
CHECKED: DR. TAYLOR
SUBMITTED BY: DR. TAYLOR
DATE: 5/12/67

APPROVED: DR. J. DAVIS
DATE: 5/12/67

CONSTR. CONTR. NO.: NB/8879
SCALE AS SHOWN SPEC. 88179/82
SHEET 214 OF 268
NAVY DWG. NO. 76762



CARDINA POWER AND LIGHT CO. SUBSTATION

NEW RIVER SWITCHING STATION - SEE DETAIL AT RIGHT

