FILE FOLDER

DESCRIPTION ON TAB:

Reports On BMAR

Annual Project

☑ **Outside/inside of actual folder did not contain hand written information**

☐ **Outside/inside of actual folder did contain hand written information**
***Scanned as next image**

Confidential Records Management, Inc.
New Bern, NC
1-888-622-4425
9/08

FACILITY NAME
UIC
SHEET 1

FACILITIES BMAR PROJECTION (M-1)
(IN FY1984 DOLLARS)

		FY84	FY85	FY86	FY87	FY88	FY89
1.	Beginning Code 1&3 BMAR	14,602,000					
2.	New M-1 Requirements	SUM OF LINES (3) THRU (7)					
3.	Recurring/Specific M-1 Maintenance	TOTAL COST OF CODE I IDENTIFIED IN ENCLOSURE (3)					
4.	New Plant	ESTIMATED COST OF RECURRING & SPECIFIC (PROJECTED)					
5.	Non-Recurring M-1 (Code 1&3) Maintenance	ESTIMATED COST computed WITH 1984 UNIT COSTS					
6.	Design	A&E ANTICIPATED TO BE DESIGNED.					
7.	BMAR Deterioration	4,381	3% OF LINE (1)				
8.	Total M-1/Requirements	SUM OF LINES 1 & 2					
9.	Total M-1/Funding	SUM OF LINES 10 & 11					
10.	Direct Funds	MAINT FUNDS AT FY 84 LEVEL					
11.	Military Personnel Contribution	MILITARY PAY 84 RATES FOR MAN YEARS applied TO M1					
12.	End BMAR	SUBTRACT LINE (9) FROM 8					

ENCLOSURE (4) SHEET 1

FACILITY NAME
UIC
SHEET 2

FACILITIES BMAR PROJECTION (M-2)
(IN FY1984 DOLLARS)

	FY84	FY85	FY86	FY87	FY88	FY89
1. Beginning Code 2&3 BMAR	16,734,000					
2. New M-2 Requirements						
3. Non-Recurring M-2 (Code 2&3) Maintenance						
4. Design						
5. BMAR Deterioration						
6. Total M-2 Requirement						
7. Total Funding						
8. Direct Funds						
9. Military Personnel Contribution						
10. End BMAR Line 6 - Line 7.						

ENCLOSURE (4) SHEET 2

1441 A

WORK DISCRIPTION	CIVILIAN END ~~STRENGTH MAN YRS~~ ~~HRS~~	CIVILIAN MAN YEAR ~~HRS~~	CIVILIAN COST	MATERIAL COST	EQUIPMENT COST	CONTRACT COST	TOTAL COST
WORK RECEPTION	MAN YRS	HRS					
✓ EMERGENCY SERVICE TICKETS (82,250 TICKETS) (56,250 PHONE CALLS)	5.3	5,223	38,958	2,000	1,000	—	41,958
✓ WORK REQUESTS (52,500)	PROCESSED by (1) MILITARY PERSONEL						—
✓ RECORDS HANDLED (50,000)	1	1741	12,986	500	—	—	13,486
✓ SUPERVISION	1	1741	30,000	1,000	1,000	—	32,000
					SUBTOT		87,444

WORK DISCRIPTION	~~CIVILIAN END STRENGTH TOT HRS~~ MANYRS	~~CIVILIAN MAN YEAR TOT~~ HRS	CIVILIAN COST	MATERIAL COST	EQUIPMENT COST	CONTRACT COST	TOTAL COST
INSPECTION							
✓ CONTROL INSPECTION	3	5,223	90,000	2,000	1,500	—	93,500
✓ ANNUAL LONG RANGE MAINTENANCE PLAN.	1	1741	31,000	1,000	500	—	32,500
✓ MAINTAINABILITY ACCEPTANCE	1	1741	31,000	500.	500	—	32,000
✓ B/MAR VALIDATION	.25	435	7,500	200.	—	—	7,700
✓ GROUNDS INSPECTORS	2	3482	36,000	500.	1,000	—	37,500
✓ BOILER AND AIR COMPRESSOR INSPECTOR	1	1741	26,800	600	700	—	28,100
					SUB TOT.		231,300

WORK DISCRIPTION	CIVILIAN END STRENGTH TOT ~~HRS~~	CIVILIAN MAN YEAR	CIVILIAN COST	MATERIAL COST	EQUIPMENT COST	CONTRACT COST	TOTAL COST
PLANNING AND ESTIMATING	MAN YRS	HRS.					
✓ STANDING JOB ORDERS	4	6,964.	120,000	2,000	500.	—	123,000
✓ SPECIFIC JOB ORDERS	7	12,187	210,000	4,000	700	—	214,700
✓ ESTIMATING (CA) Mo	2	3482	60,000	3,000	2,000	—	65,000
✓ Rough ESTIMATES	1	1741	30,000	1,000	1500	—	32,500
✓ SUPERVISION	1	1741	32,000	1,000	—	—	33,000
					SUB TOT.		468,200

WORK DISCRIPTION	~~CIVILIAN END STRENGTH TOT HRS~~ MAN/YRS	~~CIVILIAN MAN YEAR~~ HRS	CIVILIAN COST	MATERIAL COST	EQUIPMENT COST	CONTRACT COST	TOTAL COST
MAINTENANCE AND SERVICE CONTRACT SUPPORT							
✓ SPECIFICATION WRITERS	.5	870	15,000	1,000	500	—	16,500
✓ QUALITY ASSURANCE	1	1741	30,000	1,000	500	—	31,500
✓ SERVICE CONTRACT MANAGER	1	1741	30,000	1,000	—	—	31,000
					SUB TOT		79,000

WORK DISCRIPTION	~~CIVILIAN END STRENGTH~~ ~~HRS~~	~~CIVILIAN MAN YEAR~~	CIVILIAN COST	MATERIAL COST	EQUIPMENT COST	CONTRACT COST	TOTAL COST
Scheduling AND Shop Planners	MAN YRS	HRS					
Schedulers	2	3,482	58,000	1,000	200		59,200
Supply Support	1	1741	17,000	1,000	300		18,300
Shop Planner	11	19,151	308,000	3,000	2,000		313,000
SUPERVISION	1	1741	32,000	1,000			33,000
					SUB TOTAL		423,500
~~Shop SUPERVISION~~	~~41~~	~~21,280~~	~~1,340,100~~	~~209,019~~	~~308,401~~		~~1,859,520~~

C

655511.00 +

747161.00 +

1757520.00 +

3160192.00 *

WORK DISCRIPTION	CIVILIAN END STRENGTH TOT ~~HRS~~ MAN YRS	CIVILIAN ~~MAN YEAR~~ HRS	CIVILIAN COST	MATERIAL COST	EQUIPMENT COST	CONTRACT COST	TOTAL COST
ALLOWED TIME PROJECT FROM FISCAL YR '84		50,923	655,511	—	—	—	655,511
MANAGEMENT, ADMINISTRATIVE AND CLERICAL DUTIES	30	52,230	732,489	9,800	4,872	—	747,161
Shop Supervision	41	71,280	1,340,100	209,019	208,019	—	1,757,500
					SUB TOT		

WORK DISCRIPTION	CIVILIAN END-STRENGTH TOT HRS	CIVILIAN MAN YEAR	CIVILIAN COST	MATERIAL COST	EQUIPMENT COST	CONTRACT COST	TOTAL COST
	MAN YRS	HRS					
CONTINUAL MAINTENANCE							
✓ Cyclic Maintenance	35	43,525	960,304	900,955	10,000	—	1,871,259
✓ Emergency Service Work	83	144,503	2,103,478	748,329	30,524	—	2,882,331
✓ Grass cutting	22	38,302	468,624	4,880	95,656	—	570,160
✓ Standing Job Orders Not Estimated	30	52,230	772,080	323,903	19,271	—	1,115,254
✓ Maintenance Service Contracts (NAFAC)	—	—	—	—	—	70,000	70,000
✓ Service Contracts (Housing)					SUB TOT.		6,509,004

WORK DISCRIPTION	CIVILIAN END STRENGTH TOT ~~HRS~~	CIVILIAN MAN YEAR	CIVILIAN COST	MATERIAL COST	EQUIPMENT COST	CONTRACT COST	TOTAL COST
	MAN YR	HRS					
UTILITIES REPAIRS 05 UNSCHEDULED PROJECTED FROM 1ST QTR FISCAL YR '85	15	26,115	428,286	259,714	3,000		691,000

(8)

	420•00	+
30	698•00	+
41	356•00	+
10	614•00	+
312	864•00	+
386	445•00	+
26	062•00	+
4	049•00	+
23	350•00	+
10	293•00	+
3	789•00	+
5	783•00	+
5	156•00	+
8	229•00	+
38	142•00	+
31	737•00	+
153	904•00	+
8	008•00	+
6	452•00	+
2	368•00	+
29	984•00	+
12	332•00	+
78	320•00	+
93	324•00	+
1	025•00	+
204	274•00	+
22	421•00	+
4	995•00	+
190	122•00	+
159	518•00	+
86	083•00	+
12	092•00	+
49	561•00	+
27	091•00	+
59	568•00	+
43	488•00	+
036		
2	183 917•00	*

OK

PREVENTATIVE MAINTENANCE WORK MECHANICAL DISCRIPTION	CIVILIAN ~~END STRENGTH~~ MAN YEARS	CIVILIAN MAN ~~YEAR~~ HRS	CIVILIAN COST	MATERIAL	EQUIPMENT COST	CONTRACT COST	TOTAL COST	WP 1433A
CALIBRATE CATHODIC PROTECTION WATER TOWERS	.014	25					420.	
Pm OIL FIRED FURNACES	.9	1,490					39,698.	
REPAIR - CLEAN & Pumpout GREASE PITS & SEPTIC TANKS	1.3	2,336					41,356	
CLEAN OUT LINES FOR OIL SEPERATORS & SAND TRAPS	.4	668					10,614	
Pm Bldg PITS (ELEC. & MECHANICAL)	9.5	16,522					312,864.	
Pm STEAM AND CONDENSATE RETURN DISTRIBUTION SYSTEMS	10.8	18,684	306,417	60,0			386,445	
Pm Liquid FUEL FACILITIES	.9	1,480	24,272	1200.	590		26,062	
P.M. L.P. Gas Piping SYSTEMS	.1	192	3149	800.	100.		4,649	
P.M. Fireehydrants	.5	832	12,293	10,641	416		23,350	
TURN ON AND check HEATING SYSTEMS	.4	620	10,168	25.	100.		10,293	
WINTERIZE BEACH Bldgs	.1	224	3609	30.	150		3789	
DEWINTERIZE " "	.2	351	5533	150.	100.		5783	
Pm HANGER BAY DOORS		290	4756	300	100		5156	
Pm								

Part 2
1433

PREVENTATIVE MAINTENANCE WORK MECHANICAL DISCRIPTION	CIVILIAN ~~END STRENGTH~~ MAN YEARS	CIVILIAN MAN ~~YEAR~~ HRS	CIVILIAN COST	MATERIAL COST	EQUIPMENT COST	CONTRACT COST	TOTAL COST	WP 1433A
CALIBRATE CATHODIC PROTECTION WATER TOWERS	.014	25	410		10.		420.	
Pm OIL FIRED FURNACES	.9	1,490	22,682	7,616	400		30,698.	
REPAIR - CLEAN & Pumpout GREASE PITS & SEPTIC TANKS	1.3	2,336	36,420	1600	1,000		41,356	
CLEAN OUT LINES FOR OIL SEPERATORS & SAND TRAPS	.4	668	10,414		500.		10,614	
Pm Bldg PITS (ELEC. & MECHANICAL)	9.5	16,522	257,250	49,000	6,614		312,864	
Pm STEAM AND CONDENSATE RETURN DISTRIBUTION SYSTEMS	10.8	18,684	306,417	68,640	11,388.		386,445	
Pm Liquid FUEL FACILITIES	.9	1,480	24,272	1200.	590		26,062	
P.M. L.P. GAS Piping SYSTEMS	.1	192	3149	800.	100.		4,649	
P.M. Fire hydrants	.5	832	12,293	10,641	416		23,350	
TURN ON AND check HEATING SYSTEMS	.4	620	10,168	25.	100.		10,293	
WINTERIZE BEACH Bldgs	.1	224	3609	30.	150		3789	
DEWINTERIZE " "	.2	351	5533	150.	100.		5783	
Pm HANGER BAY DOORS		290	4756	300	100		5156	
Pm								

WORK DISCRIPTION	CIVILIAN ~~END STRENGTH~~ MAN YRS	CIVILIAN MAN ~~YEAR~~ HRS	CIVILIAN COST	MATERIAL COST	EQUIPMENT COST	CONTRACT COST	TOTAL COST
P.M. SOLAR CONTROLS AND pumps	.2	392	6429	1600	200		8,229
PM CONTROLS FOR HEATING AND AIR CONDITIONING	1.2	2155	35,342	2400	400		38,142
P.M. messhall REFRIGERATION UNITS	1.	1798	29,487.	1,250	600.		31,737
PM messhall GALLEY EQUIPMENT	4.7	8160	133,824	16,000	4080		153,904
CLEAN COILS ON HEATING AND A/C UNITS	.3	445	7298	610	100.		8,008
AIR CONDITION SYSTEM WINTERIZE UNDER 25 TON	.2	380.	6,232	60.	160.		6452.
AIR CONDITION SYSTEM WINTERIZE (OVER 25 TON)	.1	137	2,247	40.	81.		2368
AIR CONDITION SYSTEM DEWINTERIZE (UNDER 25 TON)	.8	1,374.	22,534	5,700	750		29,984
AIR CONDITION SYSTEM DEWINTERIZE (OVER 25 TON)	.3	569	9,332	2700	300		12,332
PM HEAT & A/C (COOLING SEASON)	2.4	4,209	71,240	5600	1480		78,320
PM HEAT & A/C (HEATING SEASON)	3.1	5,468	86,174	5,600	1,550		93,324

WORK DISCRIPTION	CIVILIAN ~~END STRENGTH~~ MAN YEARS	CIVILIAN ~~MAN YEAR~~ Hrs	CIVILIAN COST	MATERIAL COST	EQUIPMENT COST	CONTRACT COST	TOTAL COST
MECHANICAL PM							
Pm DRYER EXHAUST SYSTEM	.018	32	525.	400.	100.	—	1025
P.m. FILTERS (Replacement)	5.2	9,012	127,268	72,759	4247	—	204,274
P.m. AIR COMPRESSORS	.7	1140	17,989	2750	1682	—	22,421
Pm ONSLOW BEACH BRIDGE	.2	288	4545	350	100	—	4995
Repair Road Shoulders	4.3	7553	96,838	88,981	4303	—	190,122
Repair Unpaved Roads	4.6	8000	121,660	32,998	4860	—	159,518
Repair Roads and Streets	3.8	5700	71,220	8211	6652	—	86,083
CLEAN OUT DITCHES	.6	1060	11,282	—	810	—	12,092
Pull DITCHES	.4	671	9187	39,985	389	—	49,561

Roads & Grounds P.M.

Pm ELEC. WORK 04 DISCRIPTION	CIVILIAN ~~END STRENGTH~~ MAN YEARS	CIVILIAN ~~MAN YEAR~~ HRS	CIVILIAN COST	MATERIAL COST	EQUIPMENT COST	CONTRACT COST	TOTAL COST
Pm TAXI-WAY AND RUNWAY Lights	.7	1248	20,467	6000	624.		27,091
Pm ELEC. DISTRIBUTION	1.7	2880	47,232	6000	6336		59,568
Relamp - Repair STREET AND Flood Lighting	1.1	1920	31,488	8000	4000		43,488

WORK DISCRIPTION	CIVILIAN END STRENGTH ~~TOT~~ ~~HRS~~	CIVILIAN ~~MAN~~ YEAR	CIVILIAN COST	MATERIAL COST	EQUIPMENT COST	CONTRACT COST	TOTAL COST
	MAN YRS	HRS					
05 JOBORDERS unscheduled under 60 hrs. (PROTECTED) 30% OF	18.	31,338	488,559	500,000	9,730		998,289
05 SERVICE CONTRACTS unscheduled NAVSUPS (PROTECTED From FISCAL YEAR '84)						20,000	20,000

CONTRACTS MI (1985) WORK DISCRIPTION	CIVILIAN END STRENGTH TOT HRS	CIVILIAN MAN YEAR	CIVILIAN COST	MATERIAL COST	EQUIPMENT COST	CONTRACT COST	TOTAL COST	
✱ CHANGE ORDERS ✱						500.00	500,000	
REWIRE bldgs, HADNOT POINT						1,497,897	1,497,897	AWD
REN/ELEC. SYSTEM COURT HOUSE BAY & MIDWAY PARK						1,926,967	1,926,967	AWD
REWIRE messhalls						465,425	465,425	AWD
Replace STEAM GENERATOR AS 710 AND BOILER IN bldg #738						41,000	41,000	POS
MAINTENANCE PAINTING 1-85 ~~SCHG 9678~~						229,000	229,000	
PAINT WATER TANKS (BASEWIDE)						119,600	119,600	
Replace AIR CONDITIONING AS-320						295,000	295,000	
MAINTENANCE PAINT (2-85) ~~SCHG~~						198,000	198,000	
Replace MONORAIL (FC-365)						15,000	15,000	
MAINTENANCE PAINTING 3-85 ~~SCHG~~ ~~(MONTFORD POINT)~~						147,500	147,500	
PAINT ADMIN SPACES AND COMMUNICATION SPACES (MCB)						37,200	37,200	

WORK DISCRIPTION	CIVILIAN END STRENGTH TOT HRS	CIVILIAN MAN YEAR	CIVILIAN COST	MATERIAL COST	EQUIPMENT COST	CONTRACT COST	TOTAL COST
INT/EXT PAINT MCAS (H)						129,988	129,988
INT/EXT PAINT (MAINSIDE)						500,000	500,000
INT/EXT PAINT CAMP GEIGER						175,000	175,000
INT/EXT PAINT RIFLERANGE/COURT HOUSE BAY AND BEACH						125,000	125,000
Replace COOLING TOWERS AS-225, AS-518, FC-300 AREA.						110,700.	110,700
				SUB	TOT.		6,513,277

WORK DISCRIPTION	CIVILIAN END STRENGTH MAN HRS	CIVILIAN MAN YEAR ~~MAH~~	CIVILIAN COST	MATERIAL COST	EQUIPMENT COST	CONTRACT COST	TOTAL COST
Clear Right of Ways for Elec. Dist. (Basewide)	8873		110,459	26,474	4437		141,370
Ext / Int Repairs (AS-818)	122		1,899	2,654	61		4614.
Repl. Fixtures (314)	82		1,276	2,318	41		3635
Repl. Doors (M 255)	171		2,612	1,226	86		3924
Rewire/Relight (M 513)	421		6,806	5538	211		12,555
Misc. Repairs (156)	156		2,432	1,061	78		3571.
~~Repl. Shower Stall~~							
Elec. Repairs (M516)	294		4739	4,447	147		9333.
Repl. Plaster (409)	67		1,045	160	34		1,239
Rewire Bldg. (M613)	140		2,268	1,237	70		3575.
Remove Insulation (AS114)	475		7,715	4,219	238		12,172
Misc. Repairs (MH5)	247		3,790	5,199	124		9113
Rpr. Struct (MH 3-4)	210		3,220	1,109	105		4,434
Rewire / Repl Asbestos (M415)	697		11,093	6,369	349		17,811
~~Repl Shower (315)~~							
Rewire Bldg (TC 729)	304		4,710	2,252	152		7,114.
Refit Doors (202)	128		2007	1453	64		3,524
Rewire Bldg (M-611)	366		5943	4317	183		10,443.
Rpr. / Paint (TC-773)	229		3486	1199	115		4,800
Repl. Doors (226)	159		2709	1036	80		3,825
Repl. Shingles (443)	249		3843	2116	125		6,084
Repl. Tile (312)	118		1888	1506	59		3453
	13,508		183,940	75,890	6,759		266,589

WORK DISCRIPTION	CIVILIAN END STRENGTH	CIVILIAN MAN YEAR	CIVILIAN COST	MATERIAL COST	EQUIPMENT COST	CONTRACT COST	TOTAL COST
Rewire Bldgs. (M 620)	514		8121	2224	257		10,602
Misc Rprs. (905)	350		5606	4785	175		10,566
Rpr. Windows + Paint (TC 1039)	78		1174	579	39		1,792
Rewire Bldg (M 612)	323		5066	2352	162		7,580
Rewire Bldg. (M 112)	247		3897	7151	124		11,172
Misc Rprs. (134)	506		7896	4382	253		12,531
Rewire (M 402)	437		6938	2644	219		9,801
Rewire (203)	656		9609	10,868	328		20,805
Rpr Parking Lot (M 321)	82		1108	1468	41		2,617
Repl Window Screens (2615)	365		5401	4467	183		10,051.
Repl Walls (2628)	147		2276	952	74		3,302
Int/Ext Rprs. (TC 1120)	66		990	601	33		1,624
Repl Wiring/Lighting (S 714)	174		2618	2523	87		5,228
Rewire/Relocate (M 414)	319		5151	1345	160		6,656
Repl Jambs (307)	97		691	1255	49		1,995
Install Heat Pump (TT 2451)	102		1627	2790	51		4,468
Rpr. Seat Boards (E22RR)	131		2008	1174	66		3,248
Int. Repairs (536)	150		2330	662	75		3,067
Repl. Doors (903)	222		3357	588	111		4,056
Rpr. Medians (69 Holcomb)	950		13,409	4418	475		18,302
Repr. Tile (321)	235		6472	2682	118		9,272
Rpr. Roof (HP 550)	270		4209	1159	135		5,503
	6,421		99,954	61,069	3,215		164,238

WORK DISCRIPTION	CIVILIAN END STRENGTH	CIVILIAN MAN YEAR	CIVILIAN COST	MATERIAL COST	EQUIPMENT COST	CONTRACT COST	TOTAL COST
Rfs. Roof Leak (HP 301)	195		3040	903	98		4,041
Rewire Bldg (535)	309		4889	2566	155		7,610
Repairs (2615)	2892		45126	5223	1446		51,795
Int/Ext Rfrs. (AS 124)	237		4109	3834	119		8,062
Refl. Canopies (1105)	229		3545	2258	115		5,918
Rfs Ceiling (FC 100)	73		1162	880	37		2,079
Remove Asbestos (A-2)	436		6901	2109	218		9,228
Int. Rfrs. (AS 4100)	265		3914	8387	133		12,434
Refl. Pilings (G1A near G12)	80		1233	420	40		1,693
Refl. Water Lines (G11A near golf course)	76		1075	196	38		1,309
Refl. Doors (335)	125		2394	598	63		3,055
Refl. Doors (914)	69		1083	480	35		1,598
Misc Rfrs. (111)	72		1132	1212	36		2,380
Rewire Bldg. (AS-810)	96		1570	2753	48		4,371
Rewire Bldg. (344)	184		2940	1108	92		4,140
Misc Rfrs. (M 144)	68		1043	429	34		1,506
Refl Ceiling (1780)	160		2565	2029	80		4,674
Refl Asbestos Shingles (1706)	87		1071	425	44		1,540
Refl Walls (117)	316		4916	1962	158		7,036
Refl Door (1700)	72		1181	1655	36		2,872
Remove Panels (M122)	195		3148	1393	98		4,639
Remove Tile (327)	223		3562	2063	112		5,737
	6,459		101,599	42,883	3,235		147,717

WORK DISCRIPTION	CIVILIAN END STRENGTH	CIVILIAN MAN YEAR	CIVILIAN COST	MATERIAL COST	EQUIPMENT COST	CONTRACT COST	TOTAL COST
Ext Rprs. (1504)	214		3309	1803	107		5,219
Refl Lighting (AS 502)	640		10,403	8102	320		18,825
Rpr. Tank Trails (TLZ DODO G16)	1994		29,097	47,966	997		78,060
Reroof (M-513)	182		2613	1404	91		4,108
Reroof (M-512)	182		2610	1405	91		4,106
Renov. Steam (M 326)	503		8125	4208	252		12,585
Renov. Steam (AS 124)	625		10,134	4477	318		14,929
Refl Wtr Htrs. (901)	96		1704	2819	48		4,571
Cut bushes (MCB RR G4, B LAUGE)	166		1933	337	83		2,353
Rpr. Drain (AS 4151)	90		1226	410	45		1,681
Rpr. Field (E5 FC Parade Field)	565		6397	2008	283		8,688
Refl. Roof (S-355)	171		2590	2091	86		4,767
Refit doors (814)	70		1118	628	35		1,781
Ren. Htg. Sys. (AS 122)	380		6095	10,364	190		16,649
Int/Ext Rpr. (AS 623)	184		2869	2031	92		4,992
Elec. Rpr. (TC 809)	169		2599	2113	85		4,797
Refl Shower (M 132)	68		1060	2663	34		3,757
Rpr/Rfl. Ext doors (205 213, 217)	481		7019	5778	241		13,038
Rpr. prior to Painting (102)	376		6542	3272	51		9,865
Ren. Steam (M 178)	239		3872	3001	120		6,993
Refl Side of bldg. (TC 771)	703		10784	9410	352		20,546
Refl Valves (G 640)	102		2040	1693	51		3,784
	8200		124,139	117,983	3,972		246,094

WORK DISCRIPTION	CIVILIAN END STRENGTH	CIVILIAN MAN YEAR	CIVILIAN COST	MATERIAL COST	EQUIPMENT COST	CONTRACT COST	TOTAL COST
Repl. Hoist (A2)	62		923	11076	31		12,030
Fab Window Sash (Big Stock)	65		975	966	33		1,974
Repl Grating (TC 863)	70		1044	13,116	35		14,195
Pump Out Privies (OP2)	150		2250	603	75		2,928
Rpr Road (G9 Magnolia Lane)	389		6084	36029	195		42,308
Int Rprs, Paint (AS 710)	132		2062	649	66		2,777
Regravel Parking Lot (1507 G7)	70		885	4923	35		5,843
Misc Repairs (2626)	263		4379	2319	132		6,830
Repl Floor Tile (BB-5)	288		4703	2854	144		7,701
Repl Roof Shingles (M603)	236		3417	2140	118		5,675
Rewire, Repl. Asbestos (M606)	449		7110	2237	225		9,572
Plant Shrubbery (M 131)	71		787	678	36		1,501
Replace Condensing Units (RR 5)	102		1645	7565	51		9,261
Repl Units (RR-1)	102		1645	7517	51		9,213
Repl Units (RR-4)	113		1826	9379	57		11,262
Repl Units (BB-45)	108		1744	9373	54		11,171
Repl Condensing Units (RR-2)	107		1727	8496	54		10,277
" " " (BB-14)	89		1432	6675	45		8,152
Repl " Units (BB 12)	108		1744	9373	54		11,171
Repl " Units (BB-13)	108		1744	9373	54		11,171
Repl " Units (BB-11)	108		1744	9373	54		11,171
Plant Shrubbery (302 G-5)	130		1410	772	65		2,247
	3,320		51,280	155,486	1,664		208,430

WORK DISCRIPTION	CIVILIAN END STRENGTH	CIVILIAN MAN YEAR	CIVILIAN COST	MATERIAL COST	EQUIPMENT COST	CONTRACT COST	TOTAL COST
Plant Shrubbery (1005 G-5)	149		1672	1030	75		2,777
Plant Shrubbery (MCAS main Gate G-5)	476		5294	2650	238		8,182
Plant Shrubbery (VIC Q G-5)	67		722	515	34		1,271
Landscape Landfill (SANITARY LAND FILL G21)	5068		71,462	29,686	2534		103,682
Rpr. Roof (FC 251)	230		3586	1467	115		5,168
Revine Bldg. (M 103)	498		7949	5045	249		13,243
Winterize Bldgs (Beach area)	224		3609	570	112		4,291
Ren. Water Sys. (M 130)	419		6270	4769	210		11,249
~~Rpr. Walls/Paint (2617 Rm. 156)~~							
Pour Sidewalks (G8 1ST Area)	398		5349	2569	196		8,114
Op Test on Vessels (MCB MCAS)	330		4740	1000	115		5,855
Repl Ceiling (218)	219		3406	1461	110		4,977
Repl Lights/Ceiling/Doors (442)	529		8174	3618	265		12,057
Rpr. Sewer (G24 sewer lines)	199		2788	1061	100		3,949
Rpr Sewer (G24 sewer lines)	95		1277	585	48		1,910
Rpr Chiller (AS 4010)	318		5020	2290	159		7,469
Repl. A/C (Bldg 1)	451		7085	11,410	226		18,721
Rehab. Shears (1202)	71		1164	332	36		1,532
Rpr. Road (G22 F-5 Range)	76		927	2668	38		3,633
Demolish bldg. (598)	570		6514	788	285		7,587
Rpr Plaster + Paint LCH 4014A	311		4745	618	162		5,525
Rpr. Fuel Tank (AS 142 G25B)	63		884	1019	32		1,935
	10,761		152,637	75,151	5,339		233,127

WORK DISCRIPTION	CIVILIAN END STRENGTH	CIVILIAN MAN YEAR	CIVILIAN COST	MATERIAL COST	EQUIPMENT COST	CONTRACT COST	TOTAL COST
Rebl. Driveway (TT 38)	61		782	472	31		1,285
Clean Out Ditch (533 HP)	63		800	193	32		1,025
Instl Water Meter (G11B)	114		1587	1514	57		3,158
Rebl Steam Line (G10)	72		890	202	36		1,128
Unstop Sewer Main (G24)	85		1277	345	43		1,665
Clean/Paint (780)	122		1902	790	61		2,753
Clean/Paint Tank (S-781)	76		1185	510	38		1,733
Clean/Paint Ext (45)	116		1678	797	58		2,533
Rfr. Steam Dist (G10)	64		1050	345	32		1,427
Remove/Rfr Pump (20)	60		984	475	30		1,489
Rebl Hot Wtr Sys. (G550)	228		3529	2381	114		6,024
Rfr. Parking Lot (M-90 G-7)	206		2579	6548	103		9,230
Rfr. Ext + Paint (1817)	513		7709	10,970	257		18,936
Rebl Compressor (AS 4106)	106		1596	18,875	53		20,524
Ext Paint (S-945)	111		1731	595	56		2,382
Misc Rfrs. (AS-587)	83		1260	558	42		1,860
Rfr. Int/Ext (400)	258		3861	3884	129		7,874
Cut Swales (AS 4151)	79		908	520	40		1,468
Int/Ext Rfrs/Remove (TC 751)	167		2567	2010	84		4,661
Control Vegetation (MCB MCAS)	460		6026	629	230		6,885
Int Rfrs + Paint (M 129)	593		8883	5297	297		14,477
Rework Elec. Dist (G1A)	95		1558	5029	48		6,635
	3,732		54,347	62,939	1,871		119,152

WORK DISCRIPTION	CIVILIAN END STRENGTH	CIVILIAN MAN YEAR	CIVILIAN COST	MATERIAL COST	EQUIPMENT COST	CONTRACT COST	TOTAL COST
Int/Ext Rpirs. (TC 836)	147		2268	1558	74		3,900
Int/Ext Rpirs. (TC-828)	161		2478	1683	81		4,242
Int/Ext. Rpirs. (TC-829)	186		2853	1762	93		4,708
Remove Shingles (CG-1)	402		6233	2069	201		8,503
Rewire bldg (M 205)	560		8796	3034	280		12,110
Int/Ext Rpirs. (TC 849)	158		2433	1798	79		4,310
Int/Ext Rpirs. (TC 738)	274		4243	1939	137		6,319
Int/Ext Rpirs. (TC 853)	324		4987	1865	162		7,014
Int/Ext Rpirs. (M 101)	211		3171	1124	106		4,401
Repl Screens (RR 12)	32		499	296	16		811
Repl Fire Hydrants (G 26 BB Area)	291		4469	10,846	146		15,461
Repl Shingles (TT 49)	330		5099	1885	165		7,149
Rpir. Parking Lot (AS 410)	69		875	3924	35		4,834
Grade Road (Brewster Scott Rd)	145		1642	6296	73		8,011
Grade Parking Lot (1750)	78		1030	3157	39		4,226
Repl Plaster (2604)	138		2009	274	69		2,352
Int/Ext Rpirs. (437)	270		4194	1120	135		5,449
Int/Ext Rpirs. (416)	354		5520	6689	177		12,386
Remove Carpet (300)	100		1520	888	50		2,458
Int Paint (G 640)	275		4287	1334	138		5,759
Elec Rpirs. (1700)	143		2208	32,033	72		34,313
Elec/Struc. Rpirs. (TC 1047)	181		2775	1964			4,739
	4,829		93,589	87,538	2,328		163,455

WORK DISCRIPTION	CIVILIAN END STRENGTH	CIVILIAN MAN YEAR	CIVILIAN COST	MATERIAL COST	EQUIPMENT COST	CONTRACT COST	TOTAL COST
Misc. Rpirs. (TC 1065)	103		1550	841	52		2,443
Rpirs / Int + Ext Paint (TC 852)	346		5242	3854	173		9,269
Int / Ext Rpirs. (TC 750)	149		2315	1709	75		4,099
Rpir. Int / Ext (BB 2)	832		13,292	11,044	416		24,752
Repl Window Screens (751)	134		2010	977	67		3,054
Repairs (TC 1017)	71		1072	384	36		1,492
Rpir Doors / Ceilings (TC 1046)	70		935	658	35		1,628
~~Repl Sewer Cable (GRD G24)~~							
Rpir. Heads (1606)	67		1046	596	34		1,676
Repl Fire Hydrants (G 26 RR Area)	225		3409	8057	113		11,579
Repl Tiles (TC 1069)	72		1063	703	36		1,802
Repl Steps (FC 311)	81		1181	380	41		1,602
Grade Parking Area (SH 7-13)	63		812	6027	32		6,871
Elec / Struc Rpirs (TC 855)	274		4185	1135	137		5,457
Int / Ext Rpirs. (TC 1018)	386		5815	4556	193		10,564
Repl Heaters (TC 900)	250		3960	9553	125		13,638
Repl Hydrants (630, 909, 1808)	93		1411	895	47		2,353
Repl Panels (BB-45)	93		1505	2713	47		4,265
Instl Conduit (1700)	166		2030	866	83		2,979
Repairs (TC 1143)	168		2608	1650	84		4,342
Remove Radiators (H 231)	166		2665	889	83		3,637
Clean Grease Pits (SPT 32)	104		1376	1593	52		3,021
	3,913		59,482	59,080	1,961		120,523

WORK DISCRIPTION	CIVILIAN END STRENGTH	CIVILIAN MAN YEAR	CIVILIAN COST	MATERIAL COST	EQUIPMENT COST	CONTRACT COST	TOTAL COST	
Refl Roof (AS 539)	203		3184	2974	102		6,260	
Fib. doors (540)	85		1325	542	43		1,910	
Refl Ceiling (RR 48)	302		4702	1117	151		5,970	
Rfr. Ceiling (FC 200)	144		2322	3180	72		5,574	
Cut/Remove Trees (TP 455)	92		1173	245	46		1,464	
Refl. Front Porch Columns (221)	74		1185	406	37		1,628	
Misc Rfrs. (TC 1066)	145		2082	3853	73		6,008	
Remove Exhaust Hood (226)	219		3263	296	110		3,669	?
Rfr. Canopy (84)	114		1712	1702	57		3,471	
Refl Roof (TC 719)	219		3324	2485	110		5,919	
Refl Roof (TC 718)	219		3324	2485	110		5,919	
Refl Roof (TC 717)	219		3324	2485	110		5,919	
Re-key door locks (1854-55)	114		1562	508	57		3,127	
Refl Roof (TC 709)	219		3324	2485	110		5,919	
Refl Fire Door (1201)	82		1294	2322	41		3,657	?
Refl Roof (TC 708)	219		3324	2485	110		5,919	
Rewire Pier (AS 2803)	113		1775	524	57		2,356	
Refl Roof (TC 707)	219		3324	2485	110		5,919	
Rfr. Ballfields (MCB G18)	1364		17,204	5295	682		23,181	
Rfr. Ballfields (MCAS G18)	484		5993	1962	242		8,197	
Refl Fixtures (905)	350		5474	5874	175		11,523	
Rework Elec (GIA 1800 area)	95		1558	4302	48		5,908	?
	5,294		75,752	50,012	2,653		128,417	

WORK DISCRIPTION	CIVILIAN END STRENGTH	CIVILIAN MAN YEAR	CIVILIAN COST	MATERIAL COST	EQUIPMENT COST	CONTRACT COST	TOTAL COST
Repl. Roof (AS 580)	257		4027	1658	129		5,814
Rpr. Windows (TC 1039)	93		1401	725	47		2,173
Rpr Sidewalks (AS 4100)	180		2371	1336	90		3,797
Wash/Clean Ext Trim (2615)	60		935	42	30	?	1,007
Rpr Sewer Main (624 sewer lines)	75		1121	182	38		1,341
Repl Steam Line (1750 G10A)	556		7860	8326	278		16,464
Rpr Pump (OP2)	125		1813	873	63		2,749
Clear Area (K2 G22)	1918		31,136	8550	959		40,645
Rpr Ballfields (G 18)	230		2837	699	115		3,651
Rpr Ballfield (G 18)	916		10,766	2820	458		14,044
Rpr Tank Trail (G22 TZ Yards)	1221		17,707	51,462	611		69,780
Rpr Berm (TT 46)	692		8797	2351	346		11,494
Rpr Plumbing (TC 853)	84		1310	77	42		1,429
Elec/Struc Rpr (TC 716)	88		1384	475	44		1,903
Rpr Sidewalk (G8 HP area)	420		5417	1974	210		7,601
Repl Condensing Unit (BB 54)	71		1136	7736	36		8,908
Rewire Bldg (M 512)	698		11,091	6506	349		17,946
Upgrade Road (Rhodes Rt 69)	241		3406	58,181	121		61,708
Drill Holes (AS 4040)	140		2244	875	70		3,189
Remove Tree (TC 1006)	137		1698	596	69		2,363
Repl Doors (54)	106		1625	472	53		2,150
Repl Doors, Caulk Windows (MH2)	103		1556	487	52		2,095
	8,411		121,638	156,403	4,210		282,251

WORK DISCRIPTION	CIVILIAN END STRENGTH	CIVILIAN MAN YEAR	CIVILIAN COST	MATERIAL COST	EQUIPMENT COST	CONTRACT COST	TOTAL COST
Repl Doors + Rprs (AS 116)	97		1447	384	49		1,880
Rewire / Misc Rprs (TC 951)	220		3376	1231	110		4,717
Repl Insulating Coil (G 1A)	160		2624	1738	80		4,442
Misc Repairs (BA 183)	72		1121	655	36		1,812
Misc Repairs (BA 113)	75		1118	265	38		1,421
Relight Bldg (TC 761)	85		1326	3867	43		5,236
Rprs / Repl Doors + decking (BA 147)	63		977	246	32		1,255
Rprs to Apt + Ext Stairway (BA 143)	67		1043	357	34		1,434
Rprs Beach Trailers (BA 188)	72		1125	1165	36		2,326
Rprs Bldg. (BA 114)	157		2428	845	79		3,352
Rprs / Repl Screen doors + Windows (BA 115)	80		1248	370	40		1,658
Rprs Apts + Ext Stairways (BA 144)	192		2999	1147	96		4,242
Rewire + Relight Bldg (TC 560)	98		1546	3483	49		5,078
Rewire + Relight Bldg (TC 460)	65		1026	3263	38		4,327
Rewire + Relight Bldg (TC 760)	112		1767	3599	56		5,422
Misc Rprs / Plumb / Heat / Elec (TC 900)	1591		24,370	15,530	796		40,696
Renov. Potable Wtr Sys (M139)	648		9594	4415	324		14,333
Repl Lighting (TC 569)	65		1026	5117	33		6,176
Remove Asbestos Insul. (BB 5)	468		7574	4699	234		12,507
Remove Asbestos Insul. (2600)	304		4942	3248	152		8,342
Clean out drainage ditch (MCAS)	363		4702	2203	182		7,087
Repl Concrete Sidewalk (CG 1 G8)	131		1567	791	66		2,424
	5,185		78,946	58,618	2,603		140,167

30,360

WORK DISCRIPTION	CIVILIAN END STRENGTH	CIVILIAN MAN YEAR	CIVILIAN COST	MATERIAL COST	EQUIPMENT COST	CONTRACT COST	TOTAL COST
Elec Rpirs (AS 4146)	87		1384	2776	44		4,204
Trim Trees (6th Marine area)	113		1368	298	57		1,723
Rpr Road Shoulders (MCAS Rd Shoulders)	133		1686	415	67	?	2,168
Refl Plugs + Paint Ext (MH6)	177		2667	1354	89		4,110
Light/Struc Rpirs (TC 1110)	84		1281	1705	42		3,028
Int/Ext Rpirs (TC 871)	67		979	422	34		1,435
Rpr Asphalt Lot (AS 4146)	75		962	637	38		1,637
Rpr Sewer (G24 sewer lines)	195		2892	959	98		3,949
Rpr Road (FC100 Vic)	159		2103	2360	80		4543
Refl Doors (1919)	96		1480	349	48		1,877
Rpr Beach (AS 2800)	695		9451	1889	348		11,688
Rpr Walls/Ceiling (531)	600		8935	6646	300		15,881
Rewire/Misc Rpirs (TC 817)	241		3724	1874	121		5,719
Rewire Bldgs (TC 1007)	160		2482	1328	80		3,890
Rework Elec. (GIA 1800 area)	115		1886	4379	58		6,323
Rewire/Refixture (TC 562)	84		1325	3319	42		4,686
Refl Tile (326)	79		1248	874	40		2,162
Group Relamp (AS 4108)	100		1600	1843	50	?	3,493
Refl Walkway (BA 193)	71		1110	458	36		1,604
Refl BU Roof (AS 128)	72		1042	963	36		2,041
Rewire Bldg/Struc (TC 854)	461		7022	3374	231		10,627
Refl Fixtures (TC 341)	72		1136	6215	36		7,387
	3,936		57,763	44,437	1,975		104,175

16 NOV 1984

ROUTING SLIP

	ACTION	INFO	INITIAL
BMO		✓	
ABMO		✓	
ADMIN			
F&A			
MAINT NCO			
M&R			
OPNS	✓		
PROP			
UMACS			
UTIL			
SECRETARY			

COMMENTS:

Bmo -

Ops - let's discuss

10 JAN 85 Response Date

" STAN BRICKMAN
AUTO-224-3302
#1425
#2171
#3188

MRS. HAZEL TURNEY

CALLED 2-8-85
OK'd THRU Following WEEK

READ

MEET W/FRED
monday

DEPARTMENT OF THE NAVY
HEADQUARTERS UNITED STATES MARINE CORPS
WASHINGTON, D.C. 20380

LFF-2:SAB:yum

6 NOV 1984

From: Commandant of the Marine Corps
To: Distribution List

Subj: THE MARINE CORPS BACKLOG OF MAINTENANCE AND REPAIR (BMAR)

Encl: (1) Marine Corps Facilities BMAR by Activity ($Millions)
(2) Facilities Management Questions on BMAR and Related subjects
(3) Facilities Annual Recurring and Specific Maintenance Requirements
(4) Facilities BMAR Projection
(5) BMAR Update Report

1. The topic of BMAR within the Department of Defense and the Marine Corps has become one of increasing concern over the last several years. Congress has been concerned to the degree that they have set a BMAR containment goal of $106M that the Marine Corps must reach by the end of FY88.

2. The purpose of this letter is to enlist the participation of Marine Corps activity commanders in reaching this congressional goal, which is an essential step in the pursuit of our own longer term goal of ensuring that all of our activities are fully capable of satisfying mission requirements. While achieving the congressional goal through increased funding, we must ensure all valid requirements are identified for funding. In requesting your assistance this letter will provide some background on the subject and then it will ask that three reports be provided this Headquarters. The information provided in these reports should help all concerned meet the congressionally established goal, and better manage resources to meet our missions.

3. BMAR is defined as the amount of planned maintenance and repair requirements remaining at the end of a Fiscal Year that were not accomplished due to lack of resources. Congress, in the last several years, has significantly increased the O&M resources to reduce Marine Corps BMAR. However, while the Marine Corps received much greater funding, it also identified much greater amounts of previously unidentified BMAR. As a net result, while the condition of our facilities has improved, the Marine Corps showed little overall reduction in the level of

[redacted]

its BMAR, and little progress toward achieving its congressional goal. The fact that this large an amount of maintenance and repair work had not been identified previously indicates that we don't have a collective handle, yet, on the size of our BMAR.

4. Enclosure (1) is the BMAR status of your activity at the end of Fiscal Years 1981 through 1983. The questions at enclosure (2) may assist you in analyzing the use of your Real Property Maintenance Activities budget in controlling your installation's BMAR, as well as the strengths and weaknesses of your Facilities Maintenance Program. It is requested that you be very critical in your determination of valid BMAR requirements, both those that must be done on a recurring basis as well as those which are identified as new maintenance and repair requirements. Determining valid requirements is not easy, but it is the key to improving the condition and capabilities of our installations. While the identification of unnecessary maintenance and repair work results in larger reported BMAR and draws funding away from other needs, the failure to identify <u>all</u> necessary maintenance and repair work consistently year after year will result in progressive deterioration of our installations and their ability to fulfill their missions.

5. Enclosures (3), (4) and (5) are intended to assist in the collection, reporting and analysis of your BMAR. The report at enclosure (3) will establish an orderly data base listing of your activity's annual recurring requirements, and is used as input to enclosure (4). Enclosure (4) will provide data on projected future BMAR levels at your installation. Enclosure (5) contains the format for a Report which will provide updates on actions taken since your last annual BMAR Report. It is anticipated that MCO P11000.7 will be revised in the near future, to require submission of this quarterly report in addition to the annual BMAR Report that is currently required. Taken together, these three reports, enclosures (3), (4), and (5), should provide more timely, accurate BMAR information than we have had available to us in the past. This information should also permit more accurate requests to Congress for BMAR Reduction funds and a more enlightened

LFF-2:SAB:yum

Subj: THE MARINE CORPS BACKLOG OF MAINTENANCE AND REPAIR (BMAR)

distribution and use of O&M dollars. Request you complete Enclosures (3), (4), and (5) submit them to this Headquarters (Code LFF-2) by 10 January 1985.

GEORGE B. CRIST
DEPUTY CHIEF OF STAFF
FOR INSTALLATIONS AND LOGISTICS

DISTRIBUTION:
CG FMFPAC
COMMARCORBASESPAC
CG FMFLANT
CG MCDEC QUANTICO VA
CG MCRD ERR PARRIS ISLAND SC
CG MCB CAMP PENDLETON CA
CG MCLB ALBANY GA
CG MCRD WRR SAN DIEGO CA
CG MCAGCC TWENTYNINE PALMS CA
CG MCLB BARSTOW CA
COMCABWEST
CG MCAS EL TORO CA
COMCABEAST
CG MCAS CHERRY POINT NC
CG MCB CAMP LEJEUNE NC
MCAS BEAUFORT SC
MCAS YUMA, AZ
MCAS KANEOHE BAY HI
MCAS IWAKUNI JA
HQBN HQMC ARLINGTON VA
MARBKS WASHINGTON DC
CAMP SMITH OAHU HI
CAMP ELMORE NORFOLK VA
FIRST MCD GARDEN CITY LI NY

MARINE CORPS FACILITIES
BMAR BY ACTIVITY ($MILLIONS)

	FY81	FY82	FY83	FY81-83 Change
MCLB, ALBANY	3.4	.3	.4	- 3.0
MCLB, BARSTOW	3.4	5.1	5.3	+ 1.9
MCAS, BEAUFORT	8.4	5.6	6.3	- 2.1
MCB, CAMP BUTLER	19.7	13.4	20.0	+ .3
MCAS, CHERRY POINT	35.6	24.1	30.2	- 5.4
MCAS, EL TORO/TUSTIN	14.2	11.2	5.4	- 8.8
MCAS, IWAKUNI	5.6	6.1	4.1	- 1.5
MCAS, KANEOHE BAY	8.2	13.1	3.4	- 4.8
MCB, CAMP LEJEUNE/NEW RIVER	30.8	31.5	31.0	+ .2
MCRD/ERR, PARRIS ISLAND	7.3	13.3	8.7	+ 1.4
MCB, CAMP PENDLETON	25.6	49.2	59.2	+ 33.6
MCDEC, QUANTICO	12.7	7.5	8.8	- 3.9
MCRD/WRR, SAN DIEGO	3.4	1.5	.3	- 3.1
MCAGCC, TWENTYNINE PALMS	14.1	4.7	3.5	- 10.6
MCAS, YUMA	7.1	5.6	2.1	- 5.0
MINOR ACTIVITIES	3.7	2.2	2.0	- 1.7
TOTAL	203.2	194.4	190.7	- 12.5

End of FY78 BMAR (MARINE CORPS WIDE) of $106 Million was established as the Congressional containment goal which must be met by the end of FY88.

ENCLOSURE (1)

FACILITIES MANAGEMENT
QUESTIONS ON BMAR AND RELATED SUBJECTS

1. Do we prudently report as BMAR only that which actually requires maintenance and repair?

2. Do we guard against developing full scope BMAR repair costs on facilities which because of short life expectancy require something less?

3. Are we prioritizing our funding and work efforts correctly?

4. Are we properly considering BMAR work when deciding where to spend MRP dollars?

5. Are we identifying all valid requirements?

ENCLOSURE (2)

UIC:
Appropriation:

FY 1985 BUDGET
CONSTRAINED WORK REQUIREMENTS
(O&NMC MAINTENANCE AND REPAIR)

S A M P L E F O R M A T

WORK DESCRIPTION	UNIT OF MEASURE	CIVILIAN END STRENGTH	CIVILIAN MAN YEARS	CIVILIAN COST	MATERIAL COST	EQUIPMENT COST	CONTRACT COST	TOTAL COST
1. WORK RECEPTION & CONTROL						N/A		
Emergency Service Tickets	NO.							
Work Requests	NO.							
Telephone Calls	NO.							
Records Handled	NO.							
Supervision	N/A							
Others, describe								
2. INSPECTION								
Control Inspection	HRS							
Annual LRM Plan	HRS							
Maintainability Acceptance NCD	HRS							
BMAR Validation	HRS							
Others (Describe)								
3. PLANNING & ESTIMATING	HRS EST							
Standing Job Orders	HRS EST							
Specific Job Orders	HRS EST							
Estimating CA Hours	HRS EST							
Rough Estimates	HRS EST							
Others (Describe)								
4. MAINTENANCE SERVICE CONTRACT SUPPORT								
Specification Writers								
Quality Assurance								
Supervision								
Other (Describe)								
5. SCHEDULING								
Scheduler								
Supply Support								
Shop Planner								
Other (Describe)								

UIC:
Appropriation:

FY 1985 BUDGET
CONSTRAINED WORK REQUIREMENTS
(O&MMC MAINTENANCE AND REPAIR)

S A M P L E F O R M A T

WORK DESCRIPTION	UNIT OF MEASURE	CIVILIAN END STRENGTH	CIVILIAN MAN YEARS	CIVILIAN COST	MATERIAL COST	EQUIPMENT COST	CONTRACT COST	TOTAL COST
6. SPECIFIC MAINTENANCE								
Storm Sewer Cleaning	LF							
Pipe Cleaning	LF							
Tank Cleaning	NO.							
Pavements:								
Crack Filling	LF							
Joint Filling	LF							
Pothole Filling	SQFT							
Seal Coating	SQFT							
Overlaying	SQFT							
Weed Control	SQFT							
Roof Patching								
Painting:								
Interior	SQFT							
Exterior	SQFT							
Other (Describe)								
7. ELECTRICAL EQUIPMENT PREVENTIVE MAINTENANCE								
Motors	each							
Electric Panels	each							
Switches	each							
Lighting	each							
Traffic Signals	each							
Controls	each							
Meters	each							
Switch Gear	each							
Transformers	each							
Emergency Generator	each							
Other (Describe)								

UIC:
Appropriation:

FY 1985 BUDGET
CONSTRAIND WORK REQUIREMENTS
(O&MMC MAITENANCE AND REPAIR)

S A M P L E F O R M A T

WORK DESCRIPTION	UNIT OF MEASURE	CIVILIAN END STRENGTH	CIVILIAN MAN YEAR	CIVILIAN COST	MATERIAL COST	EQUIPMENT COST	CONTRACT COST	TOTAL COST
8. MECHANICAL EQUIPMENT PREVENTIVE MAINTENANCE								
A/C Compressors	Each							
Pumps	Each							
Fans	Each							
Controls	Each							
Valves	Each							
Boilers	Each							
Liquids, Fluids & Gas	Each							
Filters	Each							
Clutches	Each							
Bearings	Each							
Engines	Each							
Other (Describe)								
9. CONTINUAL MAINTENANCE								
Cyclical Maintenance								
Emergency Service Work	NO							
Grass Cutting	Acre							
Other (Describe)								
10. SPECIFIC JOB ORDER WORK M-1 PROJECTS (List Projects)	CONTRACT & (1) TIME REPAIR BY Shops							

INSTRUCTIONS FOR PREPARING THE "FACILITIES BMAR PROJECTION" FORMS

1. Purpose

This form (sheets 1 and 2) is designed to predict future BMAR if funding levels and unit costs are held constant at the Fiscal Year 1984 level. Additionally the form is designed to determine funding required to reduce BMAR to 1% of current plant value by end of FY88. Sheet 1 is limited to all M-1 (Code 1 and 3) work that falls within the approval of the activity commander. Sheet 2 reflects projections of M-2 (Code 2 and 3) work with estimated costs in excess of the approval authority of the commanding officer. The completed report reflects the projection of total maintenance and repair requirements for Fiscal Years 1984 through 1989.

2. Preparation

a. Sheet One. This sheet reflects all code 1 and code 3 work required during the current year and projected for five additional years. All requirements are to be costed at FY 1984 rates with no provision for price growth or civilian pay adjustments; however, program growth due to additional plant, accelerated plant deterioration etc. should be included:

(1) Beginning BMAR. Enter on line (1) the prior Year End BMAR for code 1 and code 3 work.

(2) New Requirements. Enter the sum of lines (3) through (7).

(3) Recurring/Specific M-1 Maintenance. Enter the total cost for recurring code 1 work as identified in enclosure (3).

(4) New Plant. Enter the estimated cost of recurring/specific M-1 work for projected additional square footage using FY 1984 unit costs.

(5) Non-Recurring M-1 (Code 1 and 3) Maintenance. Enter the estimated cost of anticipated non-recurring work computed with FY 1984 unit costs.

(6) Design. On local M-1 design work anticipated to be done by A&E contract, enter an amount equal to six percent of the estimated project contract costs of foregoing line (5).

(7) BMAR Deterioration. Enter three percent of line (1).

(8) Total M-1 (Code 1 and 3) Requirement. Enter sum of lines (1) and (2).

(9) Total M-1 (Code 1 and 3) Funding. Enter sum of lines (10) and (11).

(10) Direct Funds. Enter appropriated M-1 (Code 1 and 3) maintenance funds at FY 1984 level.

(11) Military Personnel Contribution. Enter military pay (at FY 1984 rates) for military man years applied to M-1 work.

(12) End BMAR. Enter result of subtracting line (9) from (8). Also enter result on line (1) for following year.

ENCLOSURE (4)

b. Sheet Two. This sheet reflects all M-2 (Code 2 and 3) work required during FY84 and projected for five additional years. All requirements are to be shown at FY 1984 rates with no provision for price growth or civilian pay adjustments; however program growth due to accelerated plant deterioration should be included in years after FY84.

(1) Item 1, Beginning Code 2 BMAR. Enter the prior year end BMAR for code 2 work.

(2) New M-2 Requirements. Enter the sum of lines (3) through (5).

(3) Non-recurring M-2 Maintenance. Enter the estimated cost of anticipated non-recurring work computed.

(4) Design. Assuming all M-2 projects A&E design is to be contracted for, enter six percent of line (3).

(5) BMAR Deterioration. Enter three percent of line (1)

(6) Total M-2 Requirement. Enter sum of lines (1) and (2).

(7) Total Funding. Enter sum of lines (8) and (9).

(8) Direct Funds. Enter appropriated M-2 maintenance funds at FY 1984 level.

(9) Military Personnel Contribution. Enter military pay (at FY 1984 rates) for military man years applied to M-2 work.

(10) End BMAR. Enter result of subtracting line (7) from line (6). Also enter result on line (1) for following year.

ENCLOSURE (4)

3. Analysis. Upon completion of these forms the following questions could be used to make the data more useful:

a. Why is the Activity BMAR at its current level?

b. What is the Activity BMAR projected to be?

c. How much is required to be added to your Budget Base to reduce the Activity BMAR to one percent of your Activity's current plant value.

ENCLOSURE (4)

FACILITY NAME
UIC
SHEET 1

FACILITIES BMAR PROJECTION (M-1)
(IN FY1984 DOLLARS)

		FY84	FY85	FY86	FY87	FY88	FY89
1.	Beginning Code 1&3 BMAR						
2.	New M-1 Requirements (1) Time Repairs						
3.	Recurring/Specific M-1 Maintenance						
4.	New Plant New Facilities						
5.	Non-Recurring M-1 (Code 1&3) Maintenance						
6.	Design 6%						
7.	BMAR Deterioration 3% of Line						
8.	Total M-1/Requirements Total of 1-7						
9.	Total M-1/Funding Operating Budget						
10.	Direct Funds						
11.	Military Personnel Contribution						
12.	End BMAR Line 8 - Line 9						

ENCLOSURE (4) SHEET 1

FACILITY NAME
UIC
SHEET 2

FACILITIES BMAR PROJECTION (M-2)
(IN FY1984 DOLLARS)

	FY84	FY85	FY86	FY87	FY88	FY89
1. Beginning Code 2&3 BMAR						
2. New M-2 Requirements						
3. Non-Recurring M-2 (Code 2&3) Maintenance						
4. Design						
5. BMAR Deterioration						
6. Total M-2 Requirement						
7. Total Funding						
8. Direct Funds						
9. Military Personnel Contribution						
10. End BMAR LINE 6 - LINE 7						

ENCLOSURE (4) SHEET 2

INSTRUCTIONS FOR PREPARING BMAR UPDATE REPORT

1. Purpose. This report is designed to provide quarterly updates on actions taken during the current Fiscal Year (FY85) which tend to change the BMAR (FY84). More timely identification of trends and adjustments to resource allocations are expected outcomes of this report.

2. Preparation.

a. Item 1. Add the BMAR (Code 1, 2 and 3 deficiencies) from the annual BMAR Report and the BMAR (Code 1, 2 and 3 deficiencies) carryovers from the prior Fiscal Years which remain unfunded as of 30 September and enter the total. (E.G., if the activity annual BMAR Report for FY84 is $2,000,000, and the BMAR carryover is $750,000 for FY83, $500,000 for FY82, $250,000 for FY81 and $100,000 for FY80, then the activity BMAR entered in item 1 is $3,600,000).

b. Item 2. Enter the total value of new maintenance and repair deficiencies identified by inspection as being required for correction in the current Fiscal Year and which, therefore, are additive to the Annual Work Plan for the current Fiscal Year.

c. Item 3. This item represents the value of the BMAR work contained in Item 1 above which has been funded during the current FY. In house work is considered to be funded when the materials are issued and the work has begun. Contract work is considered to be funded when the contract is awarded. Show the dollar value of the BMAR work at the same dollar value shown on the annual BMAR Report and carryover year submissions regardless of the actual dollar cost.

d. Item 4. This item represents the value of work done on new deficiencies included in Item 2 above which have been funded during the current FY. Contract and inhouse funding considerations are the same as shown under Item 3 for BMAR work. The dollar value of the work shown should be the dollar value of the contract awarded or the known inhouse cost to be incurred.

e. Item 5. Enter the value of item 1 less the value of item 3.

f. Item 6. Enter the value of item 2 less the value of item 4.

g. Item 7. Enter the sum of items 5 and 6.

[redacted]

[redacted]

BMAR UPDATE

REPORT

ITEM 1.	Value of BMAR at End of previous Fiscal Year (FY) (e.g. 30 Sept 1984).	$ _____
ITEM 2.	Value of new deficiencies identified during current FY (e.g. 1 Oct 1984 to 31 Dec 1984, 1 Oct 1984 to 31 Mar 1985, etc).	$ _____
ITEM 3.	Value of BMAR reducing work shown in item 1 above, which received funding during the current FY (e.g. 1 Oct 1984 to 31 Dec 1984, 1 Oct 1984 to 31 Mar 1985, etc).	$ _____
ITEM 4.	Value of new deficiencies show in item 2 above which received funding the during the current FY.	$ _____
ITEM 5.	Value of BMAR at the end of the reporting period (e.g. 31 Dec 1984). [Item 1 minus Item 3]	$ _____
ITEM 6.	Value of unfunded new deficiencies at the end of the reporting period. [Item 2 minus Item 4]	$ _____
ITEM 7.	Value of BMAR and unfunded new deficiencies at the end of the reporting period. [Item 5 plus Item 6]	$ _____

ENCLOSURE (5)

MARINE CORPS FACILITIES
BMAR BY ACTIVITY ($MILLIONS)

	FY81	FY82	FY83	FY81-83 Change
MCLB, ALBANY	3.4	.3	.4	- 3.0
MCLB, BARSTOW	3.4	5.1	5.3	+ 1.9
MCAS, BEAUFORT	8.4	5.6	6.3	- 2.1
MCB, CAMP BUTLER	19.7	13.4	20.0	+ .3
MCAS, CHERRY POINT	35.6	24.1	30.2	- 5.4
MCAS, EL TORO/TUSTIN	14.2	11.2	5.4	- 8.8
MCAS, IWAKUNI	5.6	6.1	4.1	- 1.5
MCAS, KANEOHE BAY	8.2	13.1	3.4	- 4.8
MCB, CAMP LEJEUNE/NEW RIVER	30.8	31.5	31.0	+ .2
MCRD/ERR, PARRIS ISLAND	7.3	13.3	8.7	+ 1.4
MCB, CAMP PENDLETON	25.6	49.2	59.2	+ 33.6
MCDEC, QUANTICO	12.7	7.5	8.8	- 3.9
MCRD/WRR, SAN DIEGO	3.4	1.5	.3	- 3.1
MCAGCC, TWENTYNINE PALMS	14.1	4.7	3.5	- 10.6
MCAS, YUMA	7.1	5.6	2.1	- 5.0
MINOR ACTIVITIES	3.7	2.2	2.0	- 1.7
TOTAL	203.2	194.4	190.7	- 12.5

End of FY78 BMAR (MARINE CORPS WIDE) of $106 Million was established as the Congressional containment goal which must be met by the end of FY88.

ENCLOSURE (1)

7000
MAIN

12 Mar 92

Supervisor, Inspection Section

Supervisor, Finance and Accounting

PROJECTED M1 BMAR

Ref: (a) PHONCON btwn Mrs F. Brown (F&A) G. Shoemaker (Insp) on 10 Mar 92

1. As requested in the reference the following information is provided regarding the subject:

FY91 M1 BMAR	45.6 MIL
FY92 M1 BMAR	47.2 MIL
FY93 M1 BMAR	48.7 MIL
FY94 M1 BMAR	50.5 MIL
FY95 M1 BMAR	52.3 MIL

G. L. SHOEMAKER

Writer: G. Shoemaker x5796
Typist: C. Talley, 12 Mar 92

BMAR REPORT AND PROJECTS PLAN
MARINE CORPS BASE
CAMP LEJEUNE, NORTH CAROLINA
FY-84

BMAR REPORT AND PROJECTS PLAN (BACKLOG OF MAINTENANCE & REPAIR)

1. ACTIVITY	2. CURRENT X / PROJECTED ___	3. LESS HOUSING X / HOUSING ___	4. FOR PERIOD ENDING	5. SHEET
Marine Corps Base Camp Lejeune, NC			30 Sep 84	1 of 22

LINE NO.	YR ID	DESCRIPTION/FAC QTY & BLDG NUMBER(S) CODE II	DEFI-CIENCY CODE	CATEGORY CODE	NUMBER OF PREVIOUS SUMMARIES	VALIDATION RATINGS	UNFUNDED COST
48	0	RPR POL FACILITIES PROJ #201	2	123	4		1,024,000
65	0	RPL BOILER #55 PROJ #206	2	821	4		435,000
66	0	RPL BOILER #46	2	821	4		224,000
67	0	RPL BOILER #47	2	821	4		224,000
68	0	RPL BOILER #10	2	821	4		181,000

BMAR REPORT AND PROJECTS PLAN (BACKLOG OF MAINTENANCE & REPAIR)

1. ACTIVITY	2. CURRENT X / PROJECTED ___	3. LESS HOUSING X / HOUSING ___	4. FOR PERIOD ENDING	5. SHEET
Marine Corps Base Camp Lejeune, NC			30 Sep 84	2 of 22

LINE NO.	YR ID	DESCRIPTION/FAC QTY & BLDG NUMBER(S) CODE II	DEFI-CIENCY CODE	CATEGORY CODE	NUMBER OF PREVIOUS SUMMARIES	VALIDATION RATINGS	UNFUNDED COST
51	1	RPL TOP ON WTR RESERVOIR PROJ #0310	2	841	2		70,000
62	1	RPRS TO #1 & #2 PRECIPITATORS PROJ #0316	2	821	2		423,000
66	1	RPR RR WYE TO HAVELOCK	2	860	2		6,380,000

BMAR REPORT AND PROJECTS PLAN (BACKLOG OF MAINTENANCE & REPAIR)

1. ACTIVITY	2. CURRENT X	3. LESS HOUSING X	4. FOR PERIOD	5. SHEET
Marine Corps Base Camp Lejeune, NC	PROJECTED ____	HOUSING _____	ENDING 30 Sep 84	3 of 22

LINE NO.	YR ID	DESCRIPTION/FAC QTY & BLDG NUMBER(S) CODE II	DEFI-CIENCY CODE	CATEGORY CODE	NUMBER OF PREVIOUS SUMMARIES	VALIDATION RATINGS	UNFUNDED COST
33	2	RPL HEATING/AC SYSTEM, BLDG. 19	2	740	2		239,000
37	2	RPR MECH/STRUCT, BLDG. 1700	2	821	2		144,000

BMAR REPORT AND PROJECTS PLAN (BACKLOG OF MAINTENANCE & REPAIR)

1. ACTIVITY	2. CURRENT X / PROJECTED	3. LESS HOUSING X / HOUSING	4. FOR PERIOD ENDING	5. SHEET
Marine Corps Base Camp Lejeune, NC			30 Sep 84	4 of 22

LINE NO.	YR ID	DESCRIPTION/FAC QTY & BLDG NUMBER(S) CODE I	DEFICIENCY CODE	CATEGORY CODE	NUMBER OF PREVIOUS SUMMARIES	VALIDATION RATINGS	UNFUNDED COST
2	3	RPR STRUCT/ELEC, (4) BLDGS., 1002, SM-195, SBB-70, SBB-99	1	123	1		4,000
5	3	RPR STRUCT/ROOF/ELEC (4) BLDGS., PT-5, TC-734, TC-755, LCH-4014	1	131	1		14,000
7	3	RPR STRUCT/MECH (1) BLDG., 54	1	141	1		4,000
8	3	MISC RPRS (15) BLDGS., 103,126, 145, 303, 310, 440, 505, 807, 814, 828, 874, 1404, M-308, FC-301, FC-302	1	143	1		99,000
9	3	MISC RPRS (49) BLDGS., 222, 337, 344, 443, 535, 538, 883, M-90, M-101, M-102, M-104, M-113, M-119, M-122, M-123, M-124, M-125, M-126, M-127, M-132, M-201, M-203, M-214, M-216, M-219, M-255, M-307, M-323, M-324, M-326, M-403, M-405, M-406, M-407, M-412, M-413, M-420, M-422, M-513, M-520, M-620, BB-50, BB-52, BB-82, RR-53, TC-174, TC-179, TC-716, TC-951	1	171	1		478,000
10	3	MISC RPRS (14) BLDGS., M-139, S-557, S-770, S-772, S-773, S-774, SM-180, SM-196, SRR-64, SRR-65, SRR-66, SRR-89, SRR-244, SVL-180	1	179	1		71,000
11	3	RPR ROOF/PAINT, FC-260	1	211	1		5,000

BMAR REPORT AND PROJECTS PLAN (BACKLOG OF MAINTENANCE & REPAIR)

1. ACTIVITY	2. CURRENT X PROJECTED ___	3. LESS HOUSING X HOUSING ___	4. FOR PERIOD ENDING 30 Sep 84	5. SHEET 5 of 22
Marine Corps Base Camp Lejeune, NC				

LINE NO.	YR ID	DESCRIPTION/FAC QTY & BLDG NUMBER(S) CODE I	DEFI-CIENCY CODE	CATEGORY CODE	NUMBER OF PREVIOUS SUMMARIES	VALIDATION RATINGS	UNFUNDED COST
12	3	RPR ELEC/MECH (3) BLDGS., 900, ES-101, 1409	1	213	1		14,000
13	3	MISC RPRS (28) BLDGS., 902, 910, 1111, 1450, 1502, 1503, 1504, 1780, 1804, 1815, 1817, A-11, M-120, S-1123, S-1507, FC-100, GP-21, TC-474, TC-773, TC-862, TC-864, TC-871, TC-942, 901, 1408, 1601, 908, 1760	1	214	1		196,000
14	3	MISC RPRS (16) BLDGS., 24, 100, 117, 231, 307, 444, 531, 532, 1771, FC-190, FC-251, 341, 1405, 900, 1707, 439	1	217	1		56,000
15	3	RPR STRUCT/ELEC/PAINT (2) BLDGS., BB-51, FC-200	1	218	1		25,000
16	3	MISC RPRS (10) BLDGS., 780, 1104, 1202, 1919, M-103, TT-49, STT-50, 1204, 1302, 1114	1	219	1		88,000
17	3	RPR STRUCT/ELEC/MECH/PAINT (3) BLDGS., 80, 1100, 1115	1	229	1		22,000
19	3	RPR STRUCT/ROOF/PAINT (8) BLDGS., SBB-156, SRR-241, SSH-1, SSH-2, SSH-3, SSH-4, SSH-5, SSH-6	1	421	1		8,000

BMAR REPORT AND PROJECTS PLAN (BACKLOG OF MAINTENANCE & REPAIR)

1. ACTIVITY	2. CURRENT X	3. LESS HOUSING X	4. FOR PERIOD ENDING	5. SHEET
Marine Corps Base Camp Lejeune, NC	PROJECTED ____	HOUSING ____	30 Sep 84	6 of 22

LINE NO.	YR ID	DESCRIPTION/FAC QTY & BLDG NUMBER(S) CODE I	DEFICIENCY CODE	CATEGORY CODE	NUMBER OF PREVIOUS SUMMARIES	VALIDATION RATINGS	UNFUNDED COST
20	3	MISC RPRS (120) BLDGS., 106, 107, 113, 129, 133, 134, 200, 226, 229, 302A, 319, 332, 336, 338, 408, 418, 424, 431, 435, 436, 504, 533, 819, 904, 907, 916, 1011, 1116, 1117, 1118, 1211, 1212, 1301, 1308, 1309, 1316, 1317, 1401, 1606, 1705, 1710, 1802, 1810, 1916, 1932, 2629, A-8, A-9, A-10, M-133, M-166, M-301, M-314, M-319, M-408, M-415, M-501, M-506, M-512, M-606, BB-88, ES-139, ES-200, FC-101, FC-206, FC-207, FC-208, FC-210, FC-211, FC-216, FC-217, FC-218, GP-12, GP-13, GP-20, RR-30, RR-33, RR-36, RR-48, RR-50, RR-62, RR-239, TC-341, TC-460, TC-470, TC-560, TC-562, TC-569, TC-721, TC-722, TC-723, TC-724, TC-725, TC-760, TC-761, TC-1051, TC-1062, TP-449, FAD-6, FAD-7, FAD-8, FAD-9, FAD-10, FAD-11, FAD-13, FAD-15, FAD-16, SBB-213, SBB-238, 117A, 132, 512, 801, 902, 906, 7, 11, 335, 206, 509	1	441	1		1,215,000
22	3	RPR STRUCT/ELEC/MECH, BLDG. 65	1	540	1		39,000
23	3	RPR ELEC, TT-2451	1	530	1		5,000
24	3	MISC RPRS (5) BLDGS., 15, 421, BB-10, 119, 324	1	550	1		79,000

BMAR REPORT AND PROJECTS PLAN (BACKLOG OF MAINTENANCE & REPAIR)

1. ACTIVITY	2. CURRENT X / PROJECTED	3. LESS HOUSING X / HOUSING	4. FOR PERIOD ENDING	5. SHEET
Marine Corps Base Camp Lejeune, NC			30 Sep 84	7 of 22

LINE NO.	YR ID	DESCRIPTION/FAC QTY & BLDG NUMBER(S) CODE I	DEFICIENCY CODE	CATEGORY CODE	NUMBER OF PREVIOUS SUMMARIES	VALIDATION RATINGS	UNFUNDED COST
25	3	MISC RPRS (105) BLDGS., 59, 66, 102, 207, 216, 217, 218, 219, 221, 233, 253, 306, 314, 315, 317, 339, 342, 343, 400, 430, 442, 516, 518, 520, 536, 905, 914, 1005, 1101, 1105, 1108, 1208, 1601, 1944, A-1, G-520, G-530, M-144, M-200, M-215, M-401, M-402, M-418, M-419, M-603, M-611, M-612, M-613, BB-3, BB-5, BB-8, BB-28, BB-37, BB-86, CG-1, FC-300, FC-400, RR-11, RR-12, RR-20, RR-22, TC-705, TC-706, TC-737, TC-738, TC-754, TC-809, TC-846, TC-854, TC-1056, TC-1063, TC-1110, TC-1130, TT-42, LCH-4002, 214, 304, 320, 333, 423, 418, 501, 526, 101, 111, 114, 121, 123, 127, 416, 437, 522, 1403, FC-201, M-105, M-601, BB-38, 13, 24, 33, 1407, 8, 10, 50, 203, 313	1	610	1		1,366,000
26	3	MISC RPRS (104) BLDGS., 58, 60, 202, 318, 321, 326, 327, 502, 506, 510, 511, 514, 515, 519, 523, 527, M-128, M-130, M-218, M-220, M-221, M-222, M-223, M-224, M-225, M-226, M-227, M-228, M-229, M-235, M-236, M-303, M-305, M-309, M-311, M-313, M-316, M-318, M-409, M-416, M-503, M-504, M-507, M-511, M-516, M-518, M-521, M-522, FC-304, FC-305, FC-306, FC-309, FC-310, FC-311, FC-411, FC-413, FC-415, FC-416, HP-165, TC-708, TC-709, TC-717, TC-718, TC-719, TC-736, TC-804, TC-805, TC-806, TC-807, TC-828, TC-829, TC-837, TC-849, TC-852, TC-1007, TC-1019, TC-1026, TC-1027, TC-1039, TC-1064, TC-1066, TC-1131, TC-1132, TC-1142, M-213, M-509, M-514, M-604, M-607, M-609, M-614, M-616, M-621, M-622, RR-4, 67, TC-1065, 6, 12, 308, 309, 312, 323, 316	1	721	1		1,102,000

BMAR REPORT AND PROJECTS PLAN (BACKLOG OF MAINTENANCE & REPAIR)

1. ACTIVITY	2. CURRENT X / PROJECTED	3. LESS HOUSING X / HOUSING	4. FOR PERIOD ENDING	5. SHEET
Marine Corps Base Camp Lejeune, NC			30 Sep 84	8 of 22

LINE NO.	YR ID	DESCRIPTION/FAC QTY & BLDG NUMBER(S) CODE I	DEFICIENCY CODE	CATEGORY CODE	NUMBER OF PREVIOUS SUMMARIES	VALIDATION RATINGS	UNFUNDED COST
27	3	RPR ELEC/MECH/PAINT (10) BLDGS., 122, 9, 211, 325, 411, 521, BA-103, BB-7, TC-703, FC-420	1	722	1		94,000
28	3	MISC RPRS (29) BLDGS., 924, M-109, M-206, M-207, M-208, M-210, M-315, M-502, BB-96, BB-98, GP-26, TC-711, TC-712, TC-741, TC-744, TC-810, TC-812, TC-815, TC-841, TC-842, TC-844, TC-845, TC-851, TC-1012, TC-1044, TC-1045, TC-1141, M-619, BB-72	1	723	1		283,000
29	3	MISC RPRS (15) BLDGS., 2602, 2603, 2604, 2605, 2607, 2609, 2611, 2613, 2617, M-231, M-232, M-233, RR-9, TC-1068, TC-1067	1	724	1		192,000
30	3	MISC RPRS (23) BLDGS., 3, 18, 37, 41, 1400, 2600, M-302, BB-6, BB-16, PT-33, RR-6, TC-306, TC-601, TC-732, TC-1003, TT-57, 16, 17, 2600, LCH-4014D, LCH-4022, 235, M-116	1	730	1		169,000
31	3	MISC RPRS (8) BLDGS., 14, 19, 25, 43, 62, 63, 64, 84, 89, 115, 125, 201, 322, 330, 340, 425, 500, 728, 751, 895, 1015, 1103, 1106, 1107, 1120, 1200, 1201, 1402, 1501, 1611, 1742, 1915, 1945, 2615, 2624, 2625, 2626, 2627, 2628, A-25, E-1, M-100, M-129, M-134, M-238, M-239, M-321, M-602, BA-101, BB-27, BB-30, BB-45, BB-46, BB-54, FC-323, GP-11, RR-8, RR-10, RR-51, TC-749, TC-750, TC-900, TC-910, TT-44, TT-2453, TT-2455, TT-2457, TT-2469, LCH-4014A, LCH-4015, LCH-4025, USO-1, BB-177, 39, 1113, 1612, 302, 524, 4, 4A, 403, SA-28	1	740	1		1,809,000

BMAR REPORT AND PROJECTS PLAN (BACKLOG OF MAINTENANCE & REPAIR)

1. ACTIVITY	2. CURRENT X	3. LESS HOUSING X	4. FOR PERIOD	5. SHEET
Marine Corps Base Camp Lejeune, NC	PROJECTED ____	HOUSING _____	ENDING 30 Sep 84	9 of 22

INE O.	YR ID	DESCRIPTION/FAC QTY & BLDG NUMBER(S) CODE I	DEFI-CIENCY CODE	CATEGORY CODE	NUMBER OF PREVIOUS SUMMARIES	VALIDATION RATINGS	UNFUNDED COST
32	3	RPR STRUCT/PAINT, BLDG. S-90	1	750	1		2,000
33	3	RPR ELEC, FC-209	1	811	1		2,000
35	3	RPR STRUCT/ELEC/PAINT (8) BLDGS., M-230, M-625, BA-106, BB-9, FC-202, BB-49, 730, 740	1	821	1		113,000
38	3	RPR ELEC (2) BLDGS., 765, 22	1	831	1		14,000
39	3	RPR STRUCT/ELEC/PAINT (4) BLDGS., 21, 85, SBB-204, STT-32	1	832	1		10,000
40	3	RPR STRUCT/ROOF, M-256	1	833	1		1,000
41	3	RPR STRUCT/ROOF/ELEC (13) BLDGS., 626, 633, 634, 635, 636, M-178, RR-45, TT-38, STT-39, 20, 762, BB-19, RR-85	1	841	1		164,000
43	3	RPR STRUCT, STC-617	1	851	1		2,000
45	3	RPR ROAD SHOULDERS	1	851	1		100,000
56	3	RPR 4 RANGE ROADS, TLC LARK, G-5, G-5A, G-7	1	179	1		9,000
57	3	MAINT OF TANK TRAILS, MOORE RD., WEIL RD., LZ DOVE, LZ HAWK	1	179	1		15,000
60	3	MAINT OF TANK TRAILS ALONG HWY 172, LZ PENGUIN, LZ LARK	1	179	1		863,000

BMAR REPORT AND PROJECTS PLAN (BACKLOG OF MAINTENANCE & REPAIR)

1. ACTIVITY	2. CURRENT X / PROJECTED	3. LESS HOUSING X / HOUSING	4. FOR PERIOD ENDING	5. SHEET
Marine Corps Base Camp Lejeune, NC			30 Sep 84	10 of 22

LINE NO.	YR ID	DESCRIPTION/FAC QTY & BLDG NUMBER(S) CODE II	DEFICIENCY CODE	CATEGORY CODE	NUMBER OF PREVIOUS SUMMARIES	VALIDATION RATINGS	UNFUNDED COST
63	3	RPL STEAM LINE INSULATION & CONDENSATE SYSTEM, HADNOT POINT, UNUM 735	2	822	1		1,491,000
66	3	RPR HOSPITAL POINT STEAM & CONDENSATE D TRIBUTION FROM MH-159 THROUGHOUT AREA, UNUM 732	2	822	1		158,000
67	3	RPL BOILER #65, BA-106	2	821	1		166,000
70	3	RPR ELEC DISTRIBUTION SYSTEM, BASEWIDE (MCAS(H), CAMP GEIGER, ONSLOW BEACH), UNUM 660	2	812	1		169,000
71	3	RPR CONDENSATE DISTRIBUTION, BB AREA, UNUM 733	2	822	1		199,000
72	3	RPR SEAWALLS, HOSPITAL POINT, UNUM 81	2	154	1		285,000
73	3	ELEC RPRS, H-21	2	730	1		99,000
74	3	RPR HOSPITAL POINT EXTERNAL ELECTRIC DISTRIBUTION SYSTEM, UNUM 660	2	812	1		343,000
75	3	RPL ELECTRICAL DISTRIBUTION POLES WITH H-TYPE STRUCTURES, VICINITY WALLACE CREEK, UNUM 660	2	812	1		97,000
77	3	RPL COAL CONVEYOR, BLDG. 1700	2	821	1		744,000

BMAR REPORT AND PROJECTS PLAN (BACKLOG OF MAINTENANCE AND REPAIR)

1. ACTIVITY	2. CURRENT X / PROJECTED	3. LESS HOUSING X / HOUSING	4. FOR PERIOD ENDING	5. SHEET
Marine Corps Base Camp Lejeune, North Carolina			30 Sept. 1984	11 OF 22

LINE NO	YR ID	DESCRIPTION/FAC QTY & BLDG NUMBER(S) CODE I	DEFI-CIENCY CODE	CATEGORY CODE	NUMBER OF PREVIOUS SUMMARIES	VALI-DATION RATING	UNFUNDED COST
001	4	REPAIR ROOF, BUILDING 1706	1	125	0		6,000
002	4	STRUCT/ROOF/PAINT/MECH/ELEC REPAIR (4) BUILDINGS: M-167, TC-751, TC-755, PT-5	1	131	0		12,000
003	4	PAINT REPAIR, BUILDING S-59C	1	132	0		1,000
004	4	STRUCT/ROOF/PAINT/ELEC REPAIR (5) BUILDINGS: 328, 440, 856, H-18, TC-816	1	143	0		9,000
005	4	MISCELLANEOUS REPAIRS (29) BUILDINGS: 883, M-101, M-104, M-119, M-122, M-123, M-125, M-132, M-201, M-202, M-214, M-216, M-219, M-307, M-323, M-324, M-326, M-327, M-405, M-406, M-411, M-412, M-422, M-520, M-620, TC-855, TC-951, TC-1060, SBB-161.	1	171	0		119,000
006	4	STRUCT/ROOF/PAINT (9) BUILDINGS: S-351, S-772, S-955, SRR-64, SRR-65, SRR-66, SRR-244, STC-1219, SUL-180.	1	179	0		11,000
007	4	STRUCT/PAINT/ELEC (1) BUILDING: ES-101	1	213	0		9,000
008	4	MISCELLANEOUS REPAIRS (27) BUILDINGS 913, 1111, 1205, 1206, 1310, 1450, 1505, 1604, 1605, 1775, 1780, 1804, 1815, H-36, M-120, S-1507, BA-130, FC-241, GP-21, RR-14, TC-771, TC-774, TC-861, TC-864, TC-942, TC-952.	1	214	0		255,000

BMAR REPORT AND PROJECTS PLAN (BACKLOG OF MAINTENANCE AND REPAIR)

1. ACTIVITY	2. CURRENT X	3. LESS HOUSING X	4. FOR PERIOD ENDING	5. SHEET
Marine Corps Base Camp Lejeune, North Carolina	PROJECTED	HOUSING	30 Sept. 1984	12 OF 22

LINE NO	YR ID	DESCRIPTION/FAC QTY & BLDG NUMBER(S) CODE I	DEFICIENCY CODE	CATEGORY CODE	NUMBER OF PREVIOUS SUMMARIES	VALIDATION RATING	UNFUNDED COST
009	4	MISCELLANEOUS REPAIRS (11) BUILDINGS: 24, 100, 307, 531, 1405, 1406, 1602, 1603, 1707, FC-251, TC-720.	1	217	0		142,000
010	4	PAINT (1) BUILDING: BB-51	1	218	0		4,000
011	4	MISCELLANEOUS REPAIRS (10) BUILDINGS: 42, 45, 1202, H-19, M-103, M-158, RR-13, TC-823, H-39, LCH-4023.	1	219	0		35,000
012	4	MISCELLANEOUS REPAIRS (70) BUILDINGS: 7, 117A, 129, 134, 203A, 225A, 232, 234, 332, 335, 424, 435, 445, 509, 525, 747, 786, 819, 907, 915, 916, 927, 1301, 1303, 1306, 1309, 1311, 1312, 1401, 1710, 1802, 1903, H-76, H-78, H-48, M-151, M-166, M-301, M-314, M-319, M-330, M-408, M-415, M-501, M-506, M-606, BA-191, ES-200, FC-208, FC-210, FC-211, FC-216, FC-217, GP-10, GP-12, GP-13, GP-20, RR-7, RR-30, TC-342, TC-462, TC-609, TC-725, TC-817, TC-822, TC-824, TC-1021, TC-1062, TP-448, TP-449.	1	441	0		267,000
013	4	REPAIR STRUCTURAL & PAINT (2) BUILDINGS 65, 460	1	540	0		13,000
014	4	REPAIR STRUCT/ELEC/PAINT (7) BUILDINGS: 119, 421, G-550, G-770, G-540, BA-105 BB-10.	1	550	0		11,000

BMAR REPORT AND PROJECTS PLAN (BACKLOG OF MAINTENANCE AND REPAIR)

1. ACTIVITY	2. CURRENT X	3. LESS HOUSING X	4. FOR PERIOD	5. SHEET
Marine Corps Base Camp Lejeune, North Carolina	PROJECTED	HOUSING	ENDING 30 Sept. 1984	13 OF 22

LINE NO	YR ID	DESCRIPTION/FAC QTY & BLDG NUMBER(S) CODE I	DEFI-CIENCY CODE	CATEGORY CODE	NUMBER OF PREVIOUS SUMMARIES	VALI-DATION RATING	UNFUNDED COST
015	4	MISCELLANEOUS REPAIRS (52) BUILDINGS: 59, 66, 102, 203, 216, 218, 225, 233, 302, 311, 315, 317, 339, 430, 437, 520, 522, 800, 1005, 1108, 1208, 1403, 1407, 1601, 1944, A-1, M-105, M-131, M-144, M-215, M-401, M-402, M-414, M-603, M-611, M-613, BA-102, BB-15, BB-37, BB-86, CG-1, FC-201, RR-11, TC-704, TC-705, TC-809, TC-854, TC-1029, TC-1061, TC-1063, TC-1130, TT-42.	1	610	0		343,000
016	4	MISCELLANEOUS REPAIRS (110) BUILDINGS: 6, 58, 60, 67, 202, 213, 217, 308, 309, 313, 318, 321, 326, 327, 502, 507, 510, 511, 514, 515, 517, 519, 527, 521, 522, 523, 524, 531, 532, 533, 534, 541, 542, 543, 544, 551, 552, 553, 554, M-128, M-130, M-217, M-220, M-221, M-223, M-303, M-305, M-309, M-311, M-313, M-316, M-318, M-409, M-416, M-504, M-507, M-509, M-511, M-514, M-516, M-518, M-521, M-522, M-604, M-607, M-609, M-614, M-616, M-621, M-622, BA-104, BB-11, BB-12, BB-13, BB-14, BB-260, BB-265, BB-270, FC-304, FC-305, FC-306, FC-309, FC-310, FC-311, HP-51, HP-105, HP-115, HP-125, HP-135, HP-165, HP-175, HP-185, HP-195, HP-301, HP-550, RR-1, RR-2, RR-4, RR-5, TC-804, TC-805, TC-807, TC-808, TC-818, TC-819, TC-826, TC-827, TC-828, TC-836, TC-837, TC-838, TC-839, TC-1047, TC-1131, TC-1132.	1	721	0		1,058,000
017	4	REPAIR ROOF/MECHANICAL & PAINT (12) BUILDINGS: BA-103, FC-303, 9, 122, 211, 325, 411, 521, BB-7, M-424, RR-3, 1209.	1	722	0		136,000

BMAR REPORT AND PROJECTS PLAN (BACKLOG OF MAINTENANCE AND REPAIR)

1. ACTIVITY Marine Corps Base Camp Lejeune, North Carolina	2. CURRENT X PROJECTED	3. LESS HOUSING X HOUSING	4. FOR PERIOD ENDING 30 Sept. 1984	5. SHEET 14 OF 22

LINE NO	YR ID	DESCRIPTION/FAC QTY & BLDG NUMBER(S) CODE I	DEFICIENCY CODE	CATEGORY CODE	NUMBER OF PREVIOUS SUMMARIES	VALIDATION RATING	UNFUNDED COST
018	4	PAINT (25) BUILDINGS: M-315, M-502, M-619, TC-814, TC-815, TC-841, TC-842, TC-844, TC-845, TC-850, TC-851, TC-950, TC-1010, TC-1012, TC-1013, TC-1015, TC-1016, TC-1040, TC-1041, TC-1042, TC-1044, TC-1045, TC-1050, TC-1052, TC-1054.	1	723	0		39,000
019	4	REPAIR STRUCTURAL AND MECHANICAL (1) BUILDING: RR-9.	1	724	0		2,000
020	4	REPAIR STRUCTURAL, MECHANICAL AND PAINT (07) BUILDINGS: 37, H-21, M-116, M-302, TC-601, TC-701, LCH-4021.	1	730	0		116,000
021	4	MISCELLANEOUS REPAIRS (36) BUILDINGS: 19, 31, 63, 84, 115, 201, 300, 322, 340, 401, 425, 500, 897, 898, 1220, M-100, M-134, M-171, M-240, M-321, M-602, BA-101, BA-119, BA-120, BA-193, BA-194, BA-195, BB-45, RR-8, TC-614, TC-749, TC-750, TC-775, TC-910, LCH-4014, 2615.	1	740	0		494,000
022	4	REPAIR STRUCTURAL, ROOF, ELECTRICAL & PAINT (21) BUILDINGS: S-73, S-139, S-144, S-242, S-243, S-448, S-542, S-544, S-545, S-546, S-549, S-714, S-757, SM-246, SM-247, SM-248, SM-265, SRR-57, STT-1, STT-2, STT-4.	1	750	0		64,000
023	4	REPAIR STRUCTURAL AND PAINT (2) BUILDINGS: FC-209, TC-647.	1	811	0		3,000

BMAR REPORT AND PROJECTS PLAN (BACKLOG OF MAINTENANCE AND REPAIR)

1. ACTIVITY	2. CURRENT X	3. LESS HOUSING X	4. FOR PERIOD	5. SHEET
Marine Corps Base Camp Lejeune, North Carolina	PROJECTED	HOUSING	ENDING 30 Sep 1984	15 OF 22

LINE NO	YR ID	DESCRIPTION/FAC QTY & BLDG NUMBER(S) CODE I	DEFI-CIENCY CODE	CATEGORY CODE	NUMBER OF PREVIOUS SUMMARIES	VALI-DATION RATING	UNFUNDED COST
024	4	REPAIR ROOF & PAINT (1) BUILDING: H-35	1	812	0		1,000
025	4	MISCELLANEOUS REPAIRS (7) BUILDINGS: 33, 738, H-21, BA-106, BB-9, BB-49, RR-15.	1	821	0		106,000
026	4	REPLACE CONDENSATE LINES, HADNOT POINT & BEACH AREA	1	822	0		133,000
027	4	PAINT (4) BUILDINGS: S-888, S-889, S-890, S-891.	1	823	0		4,000
028	4	REPAIR STRUCT/MECH/PAINT (4) BUILDINGS: M-136, M-137, TC-563, TT-35.	1	831	0		69,000
029	4	REPAIR STRUCTURAL AND PAINT (3) BLDGS: 85, FC-203, SM-334.	1	832	0		6,000
030	4	REPAIR STRUCT/ELEC/MECH/PAINT (16) BLDGS: 615, M-142, S-29, S-830, S-2323, BB-190, RR-47, TC-1000, TT-38, TT-52, TT-53, TT-67, SBA-108, SFC-314, STC-1070, STT-40.	1	841	0		288,000
031	4	REPAIR STRUCTURAL AND MECHANICAL H-37, Unum. 910 (fire hydrants)	1	842	0		280,000
032	4	REPAIR ROADS & STREETS BASEWIDE	1	851	0		280,000
033	4	REPAIR SIDEWALKS BASEWIDE	1	852	0		25,000
034	4	REPAIR DRAINAGE, RIFLE RANGE AND HADNOT POINT AREAS	1	871	0		50,000

BMAR REPORT AND PROJECTS PLAN (BACKLOG OF MAINTENANCE AND REPAIR)

1. ACTIVITY	2. CURRENT X	3. LESS HOUSING X	4. FOR PERIOD ENDING	5. SHEET
Marine Corps Base Camp Lejeune, North Carolina	PROJECTED	HOUSING	30 Sept. 1984	16 OF 22

LINE NO	YR ID	DESCRIPTION/FAC QTY & BLDG NUMBER(S) CODE III	DEFI-CIENCY CODE	CATEGORY CODE	NUMBER OF PREVIOUS SUMMARIES	VALI-DATION RATING	UNFUNDED COST
035	4	DEMOLISH (1) BUILDING: SLZ-14	3	111	0		1,000
036	4	DEMOLISH (1) BUILDING: TP-450	3	131	0		1,000
037	4	DEMOLISH (1) BUILDING: FAD-1	3	143	0		1,000
038	4	DEMOLISH (3) BUILDINGS: 857, TP-455, RR-214.	3	171	0		2,000
039	4	DEMOLISH (16) BUILDINGS: SVL-130, SVL-114, VL-181, ST-10, ST-3, S-246, S-247, S-148, S-160, SFC-700, SM-180, STP-454, STC-1204, STC-1205, STC-1206, STC-1223.	3	179	0		16,000
040	4	DEMOLISH (3) BUILDINGS: 739, 746, 598.	3	214	0		5,000
041	4	DEMOLISH (1) BUILDING: FAD-2.	3	217	0		1,000
042	4	DEMOLISH (2) BUILDINGS: D-25, 1939	3	219	0		2,000
043	4	DEMOLISH (2) BUILDINGS: SRR-241, STC-130	3	421	0		2,000
044	4	DEMOLISH (8) BUILDINGS: 1022, VL-172, VL-141, 1318, S-1417, FAD-12, FAD-17, M-259.	3	441	0		6,000
045	4	DEMOLISH (3) BUILDINGS: 1020, RR-200 RR-205	3	610	0		3,000
046	4	DEMOLISH (16) BUILDINGS: RR-201, RR-202, RR-203, RR-204, RR-206, RR-207, RR-208, RR-209, RR-210, RR-218, RR-219, RR-220, RR-221, RR-223, RR-224, RR-225.	3	721	0		16,000

BMAR REPORT AND PROJECTS PLAN (BACKLOG OF MAINTENANCE AND REPAIR)

1. ACTIVITY	2. CURRENT X / PROJECTED	3. LESS HOUSING X / HOUSING	4. FOR PERIOD ENDING	5. SHEET
Marine Corps Base Camp Lejeune, North Carolina			30 Sept. 1984	17 OF 22

LINE NO	YR ID	DESCRIPTION/FAC QTY & BLDG NUMBER(S) CODE III	DEFI-CIENCY CODE	CATEGORY CODE	NUMBER OF PREVIOUS SUMMARIES	VALI-DATION RATING	UNFUNDED COST
047	4	DEMOLISH (6) BUILDINGS: RR-211, RR-212, RR-213, RR-215, RR-216, RR-217.	3	723	0		6,000
048	4	DEMOLISH (1) BUILDING: S-806	3	730	0		1,000
049	4	DEMOLISH (2) BUILDINGS: S-1974, E-1	3	740	0		2,000
050	4	DEMOLISH (2) BUILDINGS: D-24, RR-222	3	821	0		2,000
051	4	DEMOLISH (1) BUILDING: CG-22	3	832	0		1,000
052	4	DEMOLISH (1) BUILDING: SPT-38	3	833	0		1,000
053	4	DEMOLISH (3) BUILDINGS: SVL-108, 38, SES-119.	3	841	0		5,000

BMAR REPORT AND PROJECTS PLAN (BACKLOG OF MAINTENANCE AND REPAIR)

1. ACTIVITY	2. CURRENT X PROJECTED	3. LESS HOUSING X HOUSING	4. FOR PERIOD ENDING 30 Sept. 1984	5. SHEET 18 OF 22
Marine Corps Base Camp Lejeune, North Carolina				

LINE NO	YR ID	DESCRIPTION/FAC QTY & BLDG NUMBER(S) CODE II	DEFI-CIENCY CODE	CATEGORY CODE	NUMBER OF PREVIOUS SUMMARIES	VALI-DATION RATING	UNFUNDED COST
054	4	CORRECT HUMIDITY CONDITIONS (23) UEPHs	2	721	0		902,000
055	4	REPLACE METAL WINDOWS (18) BUILDINGS WAREHOUSE AREA	2	441	0		360,000
056	4	REPAIR/REPLACE HANDRAILS (49) BLDGS.	2	721	0		1,164,000
057	4	REPAIR HEAT & A/C (20) BUILDINGS	2	721	0		342,000
058	4	STRUCT/ELEC/MECHANICAL/ROOF & PAINT REPAIRS: LCH-4003.	2	730	0		250,000

MARINE CORPS BASE

CARRY-OVER	UPDATED	FY-83	M-1 BMAR	$ 8,736,000
CARRY-OVER	UPDATED	FY-84	M-1 BMAR	4,391,000
TOTAL M-1				13,127,000
CARRY-OVER	UPDATED	FY-80	M-2 BMAR	2,088,000
CARRY-OVER	UPDATED	FY-81	M-2 BMAR	6,873,000
CARRY-OVER	UPDATED	FY-82	M-2 BMAR	383,000
CARRY-OVER	UPDATED	FY-83	M-2 BMAR	3,751,000
CARRY-OVER	UPDATED	FY-84	M-2 BMAR	3,018,000
TOTAL M-2				16,113,000
CODE III DEMOLITION				74,000
GRAND TOTAL		FY-84 BMAR		29,314,000

BMAR REPORT AND PROJECTS PLAN

MARINE CORPS AIR STATION (HELICOPTER)
NEW RIVER, NORTH CAROLINA

FY-84

BMAR REPORT AND PROJECTS PLAN (BACKLOG OF MAINTENANCE AND REPAIR)

1. ACTIVITY	2. CURRENT X / PROJECTED	3. LESS HOUSING X / HOUSING	4. FOR PERIOD ENDING	5. SHEET
Marine Corps Air Station (H) New River, Jacksonville, NC			30 Sep 84	19 OF 22

LINE NO	YR ID	DESCRIPTION/FAC QTY & BLDG NUMBER(S) CODE I	DEFICIENCY CODE	CATEGORY CODE	NUMBER OF PREVIOUS SUMMARIES	VALIDATION RATING	UNFUNDED COST
1	3	RPR ROOF, AS-145	1	121	1		1,000
4	3	PAINT (1) BUILDING, AS-3000	1	133	1		1,000
5	3	RPR/STRUCT/ELEC/MECH (3) BLDGS., AS-502, AS-804, AS-843	1	141	1		9,000
8	3	RPR ROOF, AS-3515	1	171	1		1,000
9	3	MISC RPRS/PAINT, (8) BLDGS., AS-504, AS-537, AS-840, AS-4100, AS-4106, AS-4108	1	211	1		243,000
10	2	RPRS TO ROOF/ELEC/PAINT (3) BLDGS., AS-117, AS-119, AS-3504	1	214	1		3,000
12	3	RPR ELEC/STRUCT/PAINT (2) BLDGS., AS-4147, AS-4146	1	218	1		14,000
13	3	RPR MECH SYSTEM, AS-122	1	219	1		8,000
14	3	RPR STRUCT/ROOF/ELEC/MECH/PAINT (10) BLDGS., AS-424, AS-425, AS-810, AS-812, AS-873, AS-3525, AS-3530, AS-4110, AS-4118, AS-4137	1	441	1		23,000
15	3	RPR MECH SYSTEM, AS-302	1	550	1		6,000

BMAR REPORT AND PROJECTS PLAN (BACKLOG OF MAINTENANCE & REPAIR)

1. ACTIVITY	2. CURRENT X / PROJECTED ___	3. LESS HOUSING X / HOUSING ___	4. FOR PERIOD ENDING	5. SHEET
Marine Corps Air Station (H) New River, Jacksonville, NC			30 Sep 84	20 of 22

LINE NO.	YR ID	DESCRIPTION/FAC QTY & BLDG NUMBER(S) CODE I	DEFI-CIENCY CODE	CATEGORY CODE	NUMBER OF PREVIOUS SUMMARIES	VALIDATION RATINGS	UNFUNDED COST
16	3	RPR STRUCT/PAINT/ELEC/MECH (7) BLDGS., AS-211, AS-216, AS-217, AS-818, AS-822, AS-3502, AS-820	1	610	1		21,000
17	3	RPR ROOF/MECH (1) BLDG., AS-4010	1	721	1		61,000
20	3	RPR STRUCT/ROOF/ELEC/MECH/PAINT (6) BLDGS., AS-112, AS-202, AS-232, AS-539, AS-710, AS-711	1	740	1		30,000
21	3	RPR ROOF/STRUCT, AS-2750	1	750	1		1,000
23	3	RPR ROOF, AS-4151	1	821	1		32,000
25	3	RPRS TO EXT., AS-225	1	826	1		3,000
27	3	RPR MECH/PAINT (2) BLDGS., AS-106, AS-110	1	841	1		2,000
28	3	RPR STRUCT/PAINT/MECH (5) BLDGS., AS-506, AS-514, AS-2003, AS-4102, AS-4105	1	842	1		52,000

BMAR REPORT AND PROJECTS PLAN (BACKLOG OF MAINTENANCE & REPAIR)

1. ACTIVITY	2. CURRENT X	3. LESS HOUSING X	4. FOR PERIOD	5. SHEET
Marine Corps Air Station (H) New River, Jacksonville, NC	PROJECTED ____	HOUSING _____	ENDING 30 Sep 84	21 of 22

LINE NO.	YR ID	DESCRIPTION/FAC QTY & BLDG NUMBER(S) CODE I	DEFI-CIENCY CODE	CATEGORY CODE	NUMBER OF PREVIOUS SUMMARIES	VALIDATION RATINGS	UNFUNDED COST
1	4	ELEC RPRS (6) BLDGS., AS-136, AS-137, AS-138, AS-140, AS-141, AS-142	1	124	0		42,000
2	4	RPR ROOF/ELEC/MECH/PAINT (3) BLDGS., AS-222, AS-320, AS-3515	1	171	0		216,000
3	4	RPR ELEC/STRUCT/PAINT (4) BLDGS., AS-515, AS-518, AS-840, AS-4106	1	211	0		68,000
4	4	ELEC/PAINT (1) BLDG., AS-118	1	214	0		5,000
5	4	RPR STRUCT/PAINT (1) BLDG., AS-587	1	218	0		2,000
6	4	RPR PAINT/STRUCT/ELEC (5) BLDGS., AS-130, AS-416, AS-812, AS-813, AS-4124	1	441	0		16,000
7	4	RPR MECH/ELEC/PAINT (7) BLDGS., AS-211, AS-216, AS-217, AS-822, AS-4122, AS-4157, AS-3502	1	610	0		35,000
8	4	RPR STRUCT/MECH/PAINT (9) BLDGS., AS-214, AS-215, AS-4010, AS-4015, AS-4020, AS-4030, AS-212, AS-213, AS-4025	1	721	0		110,000
9	4	RPR STRUCT/MECH (2) BLDGS., AS-226, AS-4012	1	722	0		21,000
10	4	RPR STRUCT/ROOF/MECH/PAINT (7) BLDGS., AS-112, AS-114, AS-208, AS-232, AS-414, AS-539, AS-710	1	740	0		123,000

BMAR REPORT AND PROJECTS PLAN (BACKLOG OF MAINTENANCE & REPAIR)

1. ACTIVITY	2. CURRENT / PROJECTED	3. LESS HOUSING / HOUSING	4. FOR PERIOD ENDING	5. SHEET
Marine Corps Air Station (H) New River, Jacksonville, NC	X /	X /	30 Sep 84	22 of 22

LINE NO.	YR ID	DESCRIPTION/FAC QTY & BLDG NUMBER(S) CODE I	DEFI-CIENCY CODE	CATEGORY CODE	NUMBER OF PREVIOUS SUMMARIES	VALIDATION RATINGS	UNFUNDED COST
11	4	RPR STRUCT/ELEC/MECH, AS-2803	1	750	0		145,000
12	4	MECH RPRS, AS-225	1	826	0		32,000
13	4	RPR ROADS, WHITE STREET	1	851	0		20,000
14	4	CORRECT EROSION, EXCHANGE AREA, MCAS(H)	1	871	0		27,000
15	4	RPR STRUCT/ROOF, AS-504	2	211	0		306,000
16	4	CORRECT HIGH HUMIDITY PROBLEMS (3) UEPH's AS-4010, AS-4015, AS-4020	2	721	0		315,000
17	4	DEMOLITION (1) BLDG., AS-869	3	121	0		1,000
18	4	DEMOLITION (1) BLDG., AS-423	3	143	0		1,000
19	4	DEMOLITION (1) BLDG., AS-873	3	441	0		1,000

MARINE CORPS AIR STATION (H)

CARRY-OVER	UPDATED	FY-83	M-1 BMAR	$ 536,000
CARRY-OVER	UPDATED	FY-84	M-1 BMAR	862,000
TOTAL M-1				1,398,000
CARRY-OVER	UPDATED	FY-84	M-2	621,000
TOTAL M-2				621,000
CODE III DEMOLITION				3,000
GRAND TOTAL		FY-84 BMAR		2,022,000

CONSOLIDATED BMAR

CARRY-OVER	UPDATED	FY-83	M-1	$ 9,272,000
NEW ITEM		FY-84	M-1	5,253,000
TOTAL M-1				14,525,000
CARRY-OVER	UPDATED	FY-80	M-2	2,088,000
CARRY-OVER	UPDATED	FY-81	M-2	6,873,000
CARRY-OVER	UPDATED	FY-82	M-2	383,000
CARRY-OVER	UPDATED	FY-83	M-2	3,751,000
NEW ITEM		FY-84	M-2	3,639,000
TOTAL M-2				16,734,000
CODE III DEMOLITION				77,000
CONSOLIDATED BMAR TOTAL				31,336,000

FACILITIES BMAR PROJECTION (M-1)
(IN FY1984 DOLLARS)

		FY84	FY85	FY86	FY87	FY88	FY89
1.	Beginning Code 1&3 BMAR	14,602,000	15,405,856	16,233,827	17,086,637	17,965,032	18,869,778
2.	New M-1 Requirements	24,568,334	24,592,449	24,617,288	24,642,873	24,669,224	24,696,367
3.	Recurring/Specific M-1 Maintenance	13,853,637	13,853,637	13,853,637	13,853,637	13,853,637	13,853,637
4.	New Plant	50,000	50,000	50,000	50,000	50,000	50,000
5.	Non-Recurring M-1 (Code 1&3) Maintenance	9,835,841	9,835,841	9,835,841	9,835,841	9,835,841	9,835,841
6.	Design	390,796	390,796	390,796	390,796	390,796	390,796
7.	BMAR Deterioration	438,060	462,175	487,014	512,599	538,950	566,093
8.	Total M-1/Requirements	39,170,334	39,998,305	40,851,115	41,729,510	42,634,256	43,566,145
9.	Total M-1/Funding	23,764,478	23,764,478	23,764,478	23,764,478	23,764,478	23,764,478
10.	Direct Funds	23,689,478	23,689,478	23,689,478	23,689,478	23,689,478	23,689,478
11.	Military Personnel Contribution	75,000	75,000	75,000	75,000	75,000	75,000
12.	End BMAR	15,405,856	16,233,827	17,086,637	17,965,032	18,869,778	19,801,667

Encl (1)

FACILITIES BMAR PROJECTION (M-2)
(IN FY1984 DOLLARS)

		FY84	FY85	FY86	FY87	FY88	FY89
1.	Beginning Code 2&3 BMAR	16,734,000	14,986,346	13,186,262	11,332,175	9,422,466	7,455,465
2.	New M-2 Requirements	4,141,020	4,088,590	4,034,587	3,978,965	3,921,673,	3,826,663
3.	Non-Recurring M-2 (Code 2&3) Maintenance	3,433,019	3,433,019	3,433,019	3,433,019	3,433,019	3,433,019
4.	Design	205,981	205,981	205,981	205,981	205,981	205,981
5.	BMAR Deterioration	502,020	449,590	395,587	339,965	282,673	223,663
6.	Total M-2 Requirement	20,875,020	19,074,936	17,220,849	15,311,140	13,344,139	11,318,128
7.	Total Funding	5,888,674	5,888,674	5,888,674	5,888,674	5,888,674	5,888,674
8.	Direct Funds	5,888,674	5,888,674	5,888,674	5,888,674	5,888,674	5,888,674
9.	Military Personnel Contribution	0	0	0	0	0	0
10.	End BMAR	14,986,346	13,186,262	11,332,175	9,422,466	7,455,465	5,429,454

Encl (2)

DEBBY, (DO ALL BUT THOSE THAT ARE HIGHLIGHTED. IN yellow)

JO#	BLDG#	BRIEF WORK DESCRIPTION	TOTAL HRS	Labor COSTS	MATERIAL COSTS
	PT-4	(INT & EXT REPAIR W/ NEW WORK)	323	5131	4616
			200,805	2,944,688	3,396,871

Mr. Shoe Maker

SIGNED/Sealed/Delivered

as prepared by.

M. J. Eckert

T. S. Morris

D. B. "Woods"

(1880)

60 hrs or more

TOTAL under 60 hrs

DEBBY, (DO all BUT THOSE THAT ARE HIGHLIGHTED. in yellow)

JO#	BLDG#	BRIEF WORK DISCRIPTION	TOTAL HRS	Labor COSTS	MATERIAL COSTS
3001	BA103	RPlc MISSING windowscreens	8	125	125
3002	BB250-255	RPlc MISSING windowscreen	13	203	211
3003	FC412	Rplc blinds	16	250	569
3004	AS4106	Misc Rprs	53	841	842
3005	Elect DIST GIA	Clean RIGHTOFWAYS FOR ELECT DIST	8873	110,459	26,474
3006	M104	Rplc window Screens	18	281	430
3007	AS818	EXT & INT Rprs	122	1899	2654
3008	314	Rplc fixtures	82	1276	2318
3009	M255	Rplc doors	171	2612	1226
3010	M513	Rewire / Relight	421	6806	5538
3011	2627	Misc Rprs	156	2432	1061
3012	1104	Rplc shower stall	10	156	155
3013	M516	Elect rprs	294	4739	4447
3014	409	Rplc Plaster	67	1045	160
3015	M613	Rewire bldg	140	2268	1237
3016	AS114	Remove INSULATION	475	7715	4219
3017	BB28	RPlc shower	10	156	155
3018	VIC 914	ISSUE GRAVEL			7513
3019	121	RPlcshower stall	10	156	311
3020	MH5	Misc Rprs	247	3790	5199
3021	MH3-4	Rpr STRUCT	210	3220	1109
3022	M415	Rewire / Rplc asbestos	697	11093	6369
3024	315	Rplc shower	10	156	155
3025	TC729	Rewire Bldg comp	304	4710	2252
3026	B32	Rplc water heater	28	460	2454
3027	202	Refit doors	128	2007	1453
3028	M611	Rewire bldg	366	5943	4317
3029	2609	Patch Plaster	33	515	98
3030	GIAMOAN 613	Rpl damaged Pole	37	604	1628
3031	TC773	Rpl/Paint	229	3486	1199
3032	226	Rplc doors	159	2709	1036
3033	443	Rplc shingles	249	3843	2116
3034	312	Rplc tile	118	1888	1506
3035	M620	Rewire bldg	514	8121	2224
		TOTALS	14,268	195,964.	92,647.00

DEBBY, (DO ALL BUT THOSE THAT ARE HIGHLIGHTED. IN yellow)

JO#	BLDG#	BRIEF WORK DISCRIPTION	TOTAL HRS	LABOR COSTS	MATERIAL COSTS
3036	905	MISC Rprs	350	5606	4785
3037	TC1039	Rpr windows + Paint	78	1174	579
3038	M612	Rewire bldG	323	5066	2352
3039	M112	Rewire bldG	247	3897	7151
3040	134	MISC Rprs	506	7896	4382
3041	115	INT Rprs	59	900	556
3042	M402	Rewire	437	6938	2644
3043	203	Rewire	656	9609	10868
3044	M321	Rpr PARKING LOT	82	1108	1468
3045	2615	Rplc window screens	305	5401	4467
3047	2628	Rplc walls	147	2276	952
3048	TC1120	INT/EXT Rprs	66	990	601
3049	5714	Rplc wiring LIGHTING	174	2618	2523
3050	M414	Rewire/Relocate	319	5151	1345
3051	307	Rplc jambs	97	691	1255
3052	TT2451	INSTALL HEAT Pump	102	1627	2790
3053	G22 RR	Rpr SEAT BOARDS	131	2008	1174
3054	536	INT Rprs	150	2330	662
3055	903	Rplc doors	222	3357	588
3056	323	Rpr tile	41	657	418
3057	69 Holcomb	Rpr medians	950	13,409	4418
3058	321	Rpr tile	235	6472	2682
3059	HP550	Rpr Roof	270	4209	1159
3060	HP301	Roof Leak	195	3040	903
3061	535	Rewire bldG	309	4889	2566
3062	2615	Rprs	2892	45126	5223
3063	AS124	INT/EXT RPRS	237	4109	3834
3064	119	Rplc shower stall	24	386	272
3065	1105	Rplc canopies	229	3545	2258
3067	FC100	Rpr ceiling	73	1162	880
3068	A-2	Remove asbestos	436	6901	2109
3069	AS4100	Int. Rprs	265	3914	8387
3070	61A near 612	Rplc Pilings	80	1233	420
3071	61A GOLF COURSE	Rplc water lines	76	1075	196
		TOTALS	10,823	168,770.	86,867

DEBBY, (DO ALL BUT THOSE THAT ARE HIGHLIGHTED. IN yellow)

JO#	BLDG#	BRIEF WORK DISCRIPTION	TOTAL HRS	LABOR COSTS	MATERIAL COSTS
3072	TC1067-68	Rplc steam controlvalve	50	789	3767
3073	335	Rplc doors	125	2394	598
3074	914	Rplc doors	69	1083	480
3075	111	MISC Rprs	72	1132	1212
3077	AS810	Rewire bldg	96	1570	2753
3078	344	Rewire bldg	184	2940	1108
3079	M144	MISC Rprs	68	1043	429
3080	AS1006	Rplc doors	16	258	560
3081	BA143	Rplc screens	26	406	186
3082	1780	Rplc ceiling	160	2565	2029
3083	1706	Rplc asbestos shingles	87	1071	425
3084	1450	Rplc oil tank	22	361	621
3085	B33	Rplc water tank	47	743	509
3086	117	Rplc walls	316	4916	1962
3087	231	Rplc elect. service	42	654	772
3088	M230	Rplc service Equip	50	820	4349
3089	1700	Rplc door	72	1181	1655
3090	G12-FC55D	Rpr manhole cover	32	449	160
3091	M122	Remove Panels	195	3148	1393
3092	327	Remove tile	223	3562	2063
3093	1504	EXT Rprs	214	3309	1803
3094	AS502	Rplc lighting	640	10,403	8102
3095	TLZDODO G16	Rpr tank trails	1994	29097	47966
3096	AS213	Rplc lighting	9	197	294
3098	M513	Reroof	182	2613	1404
3100	M512	Reroof	182	2610	1405
3101	M326	Rem. Steam	503	8125	4208
3102	AS124	Rem. Steam	625	10134	4477
3103	901	Rplc w. heater	96	1704	2819
3104	MCB, PR & Range G4	Cut bushes	166	1933	337
3105	AS4151	Rpr drain	90	1226	410
3106	GS FC Parade Field	Rpr field	565	6397	2008
3107	S-355	Rplc roof	171	2590	2091
		TOTALS	7,359	111,423.	104,355

DEBBY, (DO ALL BUT THOSE THAT ARE HIGHLIGHTED. IN yellow)

JO#	BLDG#	BRIEF WORK DISCRIPTION	TOTAL HRS	Labor COSTS	MATERIAL COSTS
3108	814	Refit doors	70	1118	628
3109	AS122	Rem Heat System	380	6095	10,364
3110	AS623	INT/EXT Rprs	184	2869	2031
3111	TC809	Elec Rprs	169	2599	2113
3113	A3	Rpr hydrants	22	343	601
3114	M132	Rplc shower	68	1060	2663
3115	RR3 VIC	Clean out Drainage Ditch	36	398	62
3116	AS818	Rplc Screens	22	343	267
3117	908	Rplc Compressor	17	270	2903
3118	205,213,217	Rpr, Rplc to EXT dorm	481	7019	5778
3119	102	Rpr prior to paint	376	6542	3272
3120	2629	Rpr doors	57	905	458
3121	M178	Rem Steam	239	3872	3001
3122	TC771	Rplc side of bldg	703	10784	9410
3123	G640	Rplc valves	102	2040	1693
3124	A2	Rplc hoist	62	923	11076
3125	Bin STOCK	Fab window SASH	65	975	966
3127	TC863	Rplc GRATING	70	1044	13,116
3128	AS4141	Rplc weatherstripping + Paint	37	587	159
3129	1202	Procure Parts			2462
3131	OP2	Pump out Privies	150	2250	603
3132	69 MAGNOLIA LANE	Rpr Road	389	6084	36029
3133	AS710	Int Rprs, Paint	132	2062	649
3134	1507 G7	Regravel Parking lot	70	885	4923
3135	2626	MISC Rprs	263	4379	2319
3136	B35 CH3	Rplc floor tile	288	4703	2854
3137	1404	Rplc steam unit heater	29	457	1590
3138	M603	Rplc non shingles	236	3417	2140
3139	M606	Remove Rplc asbestos	449	7110	2237
3140	M131 G5	Plant Shrubbery	71	787	678
3141	RR5	Rplc Condensing units	102	1645	7568
3142	RR1	Rplc units	102	1645	7517
3144	RR4	Rplc units	113	1826	9379
3145	B345	Rplc units	108	1744	9373
			5662	88,780	160,879

5068

DEBBY, (DO ALL BUT THOSE THAT ARE HIGHLIGHTED. IN yellow)

TO#	BLDG#	BRIEF WORK DISCRIPTION	TOTAL HRS	Labor COSTS	MATERIAL COSTS
3146	RR2	Rplc condensing units	107	1727	8496
3147	B314	Rplc condensing units	89	1432	6675
3148	B312	Rplc condensing units	108	1744	9373
3149	B313	Rplc condensing units	108	1744	9373
3150	B311	Rplc condensing units	108	1744	9373
3151	302 G5	Plant shrubbery	130	1410	772
3153	1005 G5	Plant shrubbery	149	1672	1030
3154	G5 MCAS MAINGate	Plant shrubbery	476	5294	2650
3155	VIC G5	Plant shrubbery	67	722	515
3156	621 Sanitary landfill	Landscape landfill	5068	71462	29686
3157	AS4146	Rplc sheetrock	31	496	192
3158	G1A lot 613	Rplc pole	36	558	1628
3159	AS504	Measure F/carpet		30	1242
3160	G11A near lot 203	Rpr water line	24	374	238
3161	540	Unstop drain	24	375	132
3162	1996	Rplc controller	12	197	1622
3163	FC251	Rpr Roof	230	3586	1467
3164	G1A bldg 13	Rplc transformer	4	66	533
3165	Runway/taxiway	PM Follow up	8	131	910
3166	G1A RR47	Rplc transformer	20	328	1336
3167	M103	Remove bldg	498	7949	5045
3168	1817	Rplc ext lighting	35	574	1160
3169	Beach Area	Winterize bldgs	224	3609	570
3170	M130	Rem water system	419	6270	4769
3171	2617 rm 136	Rpr walls/Paint	26	409	115
3172	G8 1ST AREA	Prun sidewalks	398	5349	2569
3175	C.J. 600 block	Rpr (auto)	27	330	724
3176	VIC 2001 PP	Cut trees	43	524	97
3177	MCB/MCAS	Op. test muzzels	330	4740	1000
3178	Special op. stock	Purchase stock	—	—	16,356
3180	902	Rplc shower	19	296	343
3181	521	Rplc steam/water	37	599	194
3182	218	Rplc ceiling	219	3406	1461
3183	442	Rplc lights/ceiling/doors	529	8174	3618
			9603	137,321	125,264

DEBBY, (DO ALL BUT THOSE THAT ARE HIGHLIGHTED. IN yellow)

JO#	BLDG#	BRIEF WORK DISCRIPTION	TOTAL HRS	LABOR COSTS	MATERIAL COSTS
3184	624 sewage lines	Rpr sewer	199	2788	1061
3185	624 sewer lines	Rpr sewer	95	1277	585
3186	G1A 101203	Rpr water line	24	374	212
3187	AS4010	Rpr chiller	318	5020	2290
3188.	1	Rplc A/C	451	7085	11410
3189	G1A-84	Rplc crossarms	19	312	380
3190	1202	Rehabilitate sheaves	71	1164	332
3191	622 F5 Bat Cu	Rpr Road	76	927	2668
3192	AS4158	Install air service	32	499	774
3193	1041	Rplc compressor	18	296	1309
3194	598	demolish bldg	570	6514	788
3195	H106	Rplc lights	4	66	606
3196	1309		—	—	
3198	LCH401CA	Rpr Plaster + Paint	311	4745	618 ?
3199	G1A 103	Rplc power pole	4	63	65
3200	G1A 904	Rplc transformer	44	722	2675
3201	AS518	Rplc Gearbox	23	377	548
3202	Golf Course	Purchase Sert.	—	—	25,238
3203	1202	Rpr ceiling	49	785	576
3205	H-1	Rplc V. blinds	13	203	413
3206	AS504	Rpr flashing	43	670	603
3207	AS515/518	Rpr Roof	42	655	438
3208	1711	Rplc lights	5	82	1110
3209	625B AS142	Rpr fuel tank	63	884	1019
3210	T138	Rplc driveway	61	782	472
3211	Camp Davis	Rpr Runway	52	701	699
3212	533 HP	Clean out Ditch	63	800	193
3213	611B water DIST	Install water meter	114	1587	1514
3214	ACROSS G1A N. & Electric	Rplc conductor	30	492	414
3215	G1A 905	Rplc transformer	12	197	2418
3216	G10 steam DIST	Rplc steam line	72	890	202
3217	624 sewage lines	Unstop sewer main	85	1277	345
3218	AS515	Rplc V blinds	22	343	530
3219	FC510	Rplc compressor	15	246	950
			3000	42,823	63,455

DEBBY, (DO ALL BUT THOSE THAT ARE HIGHLIGHTED. IN yellow)

JO#	BLDG#	BRIEF WORK DISCRIPTION	TOTAL HRS	Labor COSTS	MATERIAL COSTS
3220	780	Clean / Paint	122	1902	790
3221	S-781	Clean / Paint Tank	76	1185	510
3222	45	Clean / Paint Ptin OF EXT	116	1678	797 ?
3223	503	Rplc compressor	12	197	405
3224	AS4108	Rplc v. blinds	8	125	280
3225	1308	Rplc tile	—	—	201
3226	G1A Refeeder	Rpr feeder	52	853	1144
3227	G10 steam Dist	Rpr steam Dist	64	1050	345
3229	20	Remove / Rpr Pump	60	984	475
3230	751 G-5	Plant shrubbery	27	299	662
3231	G550	Rplc Hot water sys	228	3529	2381
3232	M90G-7	Rpr Parking LOT	206	2579	6548
3233	BA144 #6 Apt	Rpr screen window, pors	14	221	91
3234	1401	Rplc defective wire	24	394	384
3235	AS574	Rplc piping	58	926	907
3236	1817	Rpr EXT + Paint	513	7709	10970
3237	Grade Pond	Grade Road	38	541	3734
3238	FC309	Clean / Paint	27	346	108
3239	AS4106	Rplc Compressor	106	1596	18875
3240	316	Rplc Grolcen Glass	1	16	2
3241	751	Rpr EXIT device	39	555	100
3242	31 manna	Haul dirt	56	673	1612
3242	RR3	Rplc condensangunt	28	459	3072
3244	751	Rplc doors, frames	—	—	1670
3246	G1A 1200	Install meter	10	164	692
3247	902	Rplc fixtures	8	131	1104
3248	779	Paint EXT	7	109	34
3249	Nal 45	EXT Paint	5	78	30
3250	884	Paint EXT doors	8	125	33
3251	940	EXT Paint	25	390	127
3252	S-945	EXT Paint	111	1731	595
3253	1700	Rpr motor	34	558	50
3254	866	Rpr facia board	22	343	96
3255	AS587	Misc Rprs	83	1260	558
			2188	32,706	59,382

Pat-3-96
Pat 2-95
Pat 1-94
Pat 0-93

1316-
Bob
Joyce Johnson 1944
[illegible]
[illegible]
[illegible]
[illegible]
[illegible]
[illegible]

DEBBY, (DO ALL BUT THOSE THAT ARE HIGHLIGHTED. IN yellow)

TO #	BLDG #	BRIEF WORK DESCRIPTION	TOTAL HRS	LABOR COSTS	MATERIAL COSTS
3256	400	Rpr Unit/EXT	258	3861	3884
3257	867	MISC Rpirs	12	187	67
3258	612 AS4151	CUT Swales	79	908	520
3259	TC751	Unit/EXT Rpirs Level	167	2567	2010
3260	939	Rpr Coamings	25	390	86
3261	MCB1MCAS	Control vegetation	460	6026	629
3262	BA144	Rplc handrails	7	109	49
3263	HP155	Rplc window	2	24	40
3264	M129	Unit Rpirs + Paint	593	8883	5297
3265	G1A	Rewire Elect Dist	95	1558	5029
3266	B350	Rplc door	17	266	236
3267	503	Rplc A/C unit	27	444	647
3268	BA18, 184, 181	Rpr beach trailer	47	710	339
3269	AS4108	Rpr lights	32	525	3250
3270	FC414	Rplc V blinds	9	140	300
3271	TC836	Unit/EXT Rpirs	147	2268	1558
3272	TC828	Unit/EXT Rpirs	161	2478	1683
3273	TC829	Unit/EXT Rpirs	186	2853	1762
3275	300	Rpr/Relamp/INT.	8	131	584
3276	CG1	Remove shingles	402	6233	2069
3277	M205	Rewire	560	8796	3034
3278	TC849	Unit/EXT Rpirs	158	2433	1798
3279	TC738	Unit/EXT Rpirs	274	4243	1939
3280	TC853	Unit/EXT Rpirs	324	4987	1865
3281	M101	Unit/EXT Rpirs	211	3171	1124
3282	RR12	Rplc Screens	32	499	296
3283	RR3	Rplc Screens	9	141	498
3284	G26B3rd a	Rplc fire hydrants	291	4469	10846
3285	TT49	Rplc shingles	330	5099	1885
3286	AS4146	Rpr Parking lot	28	357	196
3287	AS410	Rpr Parking lot	69	875	3924
3288	SB361 CHB	Improve lawns	13	161	202
3289	Brewster School	Grade Road	145	1642	6296
3290	G11A water DIST	Rplc water main	42	603	475
			6,220	78,037	64331

DEBBY, (DO ALL BUT THOSE THAT ARE HIGHLIGHTED. IN yellow)

JO#	Bldg#	BRIEF WORK DESCRIPTION	TOTAL HRS	Labor COSTS	MATERIAL COSTS
3291	317	Haul topsoil	48	590	122
3292	1750	Grade PKING lot	78	1030	3157
3293	M201/M200	Grade PKING lot	35	492	2423
3294	BA130	Rplc EXISTING SEPTIC TANK	28	418	554
3295	2604	RPlc Plaster	138	2009	274
3296	437	Int/EXT Rprs	270	4194	1120
3297	416	Int/EXT Rprs	354	5520	6689
3298	2601PP	Plant shrubery	30	315	449
3299	300	Remove carpet	100	1520	888
3300	AS312 GIA	Rplc fuse	2	33	233
3301	MH4	Rplc log jacks	40	656	133
3303	6770	Rplc compressor	21	345	2108
3305	G640	Int paint	275	4287	1334
3306	GRD-642	Procure Parts	—	—	6840
3307	GIA	Rplc transformer	4	66	519
3308	914	Rplc locks	30	450	1530
3309	1700	Elec Rprs	143	2208	32,033
3311	TC1047	Elec/STRUCT Rprs	181	2775	1964
3312	1944	Rplc tile	34	530	523
3313	TC1065	Misc Rprs	103	1550	841
3314	TC852	Rpr Int/EXT + Paint	346	5242	3854
3315	TC750	Int/EX + Rprs	149	2315	1709
3316	2602	Int Paint	25	390	78
3317	B32	Rpr Int/EXT	832	13,292	11,044
3318	751	Rplc window screens	134	2010	977
3319	TC1017	Rprs	71	1072	384
3321	TC1046	Rpr dorm ceilings	70	935	658
3322	GRD624	Rplc sewer cable	—	—	1164
3323	TT38	Rplc starter	24	394	6234
3325	AS504	Install circuit	32	525	66
3326	1606	Rpr heads	67	1046	596
3327	626 Area	Rplc fire hydrants	225	3409	8057
3328	1117	Rplc shower stalls	17	266	281
3329	AS4108	Rplc ceiling	59	907	600
			3965	60791	99436

DEBBY, (DO ALL BUT THOSE THAT ARE HIGHLIGHTED. IN yellow)

JO #	BLDG #	BRIEF WORK DESCRIPTION	TOTAL HRS	Labor COSTS	MATERIAL COSTS
3329	AS4108	Rplc Ceiling	59	907	600
3330	HP175	Rplc doors	21	321	440
3331	TC1069	Rplc tiles	72	1063	703
3332	FC311	Rplc steps	81	1181	380
3333	Z613	Rpr plaster	23	358	64
3334	SH 7-13	Parking Area Grade	63	812	6027
3335	RR1, 2, RR5	Remove Pits	53	869	1022
3336	TC 855	Elect/Struct Rprs	274	4185	1135
3337	TC1018	Int/Ext Rprs	386	5815	4556
3338	TC 900	Rplc heaters	250	3960	9553
3339	630 909/1808	Rplc hydrants	93	1411	895
3340	B345	Rplc panels	93	1505	2713
3341	1700	Install conduit	166	2030	866
3342	TC1143	Rprs	168	2608	1650
3343	MZ31	Remove radiators	166	2665	889
3344	G10A Steam Dist	Rpr Steam Dist	24	394	119
3345	SPT 32	Clean Grease Pit	104	1376	1593
3346	AS 539	Rplc roof	203	3184	2974
3347	540	Fab doors	85	1325	542
3349	AS705	Cut/fit int doors	21	327	4
3351	1985	Rplc doors	16	250	203
3352	RR48	Rplc ceiling	302	4702	1117
3353	FC200	Rpr ceiling	144	2322	3180
3354	T120	Secure water	9	141	35
3355	AS4122	Rplc tile	16	250	2
3356	G1A Sub Station	Procure Contract	—	—	5000
3357	Lowrd/SFRd	Clean up Paint	39	449	80
3358	154	Rplc screens	30	468	643
3359	TP455	Cut/Remove Trees	92	1173	245
3360	Z613	Plaster Rpr Paint	17	265	64
3361	B328	Loose shrubs	—	—	254
3362	CMB entrance	Loose shrubs	—	—	318
3363	FC300	Loose shrubs	—	—	304
3364	B35	Loose shrubs	—	—	495
			3070	46,316	48665

DEBBY, (DO ALL BUT THOSE THAT ARE HIGHLIGHTED. in yellow)

JO #	BLDG #	BRIEF WORK DESCRIPTION	TOTAL HRS	LABOR COSTS	MATERIAL COSTS
3365	221	Rplc front Porch Columns	74	1185	406
3366	TC1066	MISC repairs	145	2082	3853
3367	FC305	Prepare contract	—	—	1975
3368	883	Rplc insulation	—	—	975
3369	236/540	Rplc screens	14	219	628
3370	300	Rplc screens	5	78	282
3371	BB11,12/13/14	Plant shrubs	—	—	2627
3372	226	Remove exhaust hood	219	3263	296 ?
3373	SFC315	Remove Pump	12	189	542
3374	84	Rpr canopy	114	1712	1702
3375	TC719	Rplc rm	219	3324	2485
3376	TC718	Rplc rm	219	3324	2485
3378	TC717	Rplc rm	219	3324	2485
3379	1854-55	Relay door locks	114	1562	508
3380	TC709	Rplc rm	219	3324	2485
3381	1201	Rplc fire door	82	1294	2322 ?
3382	TC708	Rplc rm	219	3324	2485
3383	AS2803	Remove Pier	113	1775	524
3385	TC707	Rplc rm	219	3324	2485
3386	MCB 618	Rpr ballfields	1364	17,204	5295
3387	MCAS-618	Rpr ballfields	484	5993	1962
3388	905	Rplc fixtures	350	5474	5874
3389	61A 1800 area	Remove elect	95	1558	4302 ?
3390	AS580	Rplc rm	257	4027	1658
3391	TC1039	Rpr underdrains	93	1401	725
3393	AS4100	Rpr sidewalks	180	2871	1336
3394	2615	Wash/clean EXT trim	60	935	42 ?
3395	624 sewer lines	Rpr sewer main	75	1121	182
3396	537	Place materials	—	—	204
3397	1750 G10A	Rplc steam line	556	7860	8326
3398	OP2	Rpr Pump	125	1813	873
3399	L-2622	Clean area	1918	31,136	8850
3400	900	Rplc Pump	20	328	943
3401	908	Rplc Pump	20	328	943
			7803	114,852	72,765

DEBBY, (DO ALL BUT THOSE THAT ARE HIGHLIGHTED. IN yellow)

JO #	BLDG #	BRIEF WORK DESCRIPTION	TOTAL HRS	LABOR COSTS	MATERIAL COSTS
3402	G18 ballfields	Rpr ballfields	230	2837	699
3403	MOB G18	Rpr ballfields	916	10766	2820
3404	M405	Remove insulation	20	328	431
3405	G1A SUB STATION	Rehab DIC power supply	—	—	9200
3407	G22 TL2 Garden	Rpr tank trail	1221	17707	51462
3408	TT46	Rpr berm	692	8797	2351
3409	1200	Issue mat.	—	—	576
3410	1718	Plants	—	—	138
3411	540	Relamp Pool	40	656	264
3412	TC853	Rpr Plumb	84	1310	77
3413	M119	Int Paint	40	624	228
3414	FC309	Rplc maintenance	22	337	1203
3415	STC368	Remove Rplc basket bollight	24	394	2807
3416	TC716	Elect/Struct Rpr	88	1384	475
3417	G8 2nd Hp area	Rpr sidewalk	420	5417	1974
3418	BB54	Rplc condensing unit	71	1136	7736
3420	M512	Remove Bldg	698	11,091	6506
3421	901	Contact F/crane	—	—	1650
3422	G1A metal poles	Clean + Paint	48	761	164
3423	TC1044	Rplc Tank	36	591	1957
3424	1340	(3) plant shrubs	—	—	1106
3425	Rhodes PT 69	Upgrade Road	241	3406	58,181
3426	AS4040	Drill holes	140	2244	875
3427	BIN STOCK	Purchase colorants	—	—	1936
3428	TC1006	Remove tree	137	1698	596
3429	122	Rework lights	8	131	337
3430	216	Rpr plaster walls	32	499	266
3431	Z625	Rake yard	43	480	73
3432	traffic light	Rpr lights	—	—	1531
3433	G640	Rplc compressor	14	230	1145
3434	54	Rplc door	106	1625	472
3435	MH2	Rplc door/caulk undrs	103	1556	487
3436	AS4146	Elect Rpr	87	1384	2776
3437	1750	Remove trees	48	674	2148
			5609	78,063	164,587

DEBBY, (DO ALL BUT THOSE THAT ARE HIGHLIGHTED IN yellow)

JO #	BLDG #	BRIEF WORK DESCRIPTION	TOTAL HRS	Labor COSTS	MATERIAL COSTS
3438	AS710	Plant shrubs	38	435	481
3440	6th Marines area #	Trim Trees	113	1368	298
3442	1409	Plant shrubs	39	431	203
3443	Rd shoulders MCAS	Rpr road shoulders	133	1686	415
3444	FC320	Plant shrubs	31	309	415
3445	AS4010	Rplc blinds	5	78	146
3446	1340	Rplc blinds	44	686	1930
3447	MH6	Rplc Plugs + Pan Text	177	2667	1354 ✓
3449	TC1110	Light/Struct Rpr	84	1281	1705
3450	TC871	INT/EXT Rprs	67	979	422
3451	AS4146	Rpr asphalt lot	75	962	637
3453	G24 - sewer lines	Rpr sewer	195	2892	959
3454	FC100 VIC	Rpr Road	159	2103	2360
3455	898	Rplc fence	35	523	463
3456	1919	Rplc doors	96	1480	349
3457	AS2800	Rpr beach	695	9451	1889
3458	1771	Rplc compressor	12	197	890
3459	531	Rpr walls/ceiling	600	8935	6646
3460	TC817	Remove/Misc rprs	241	3724	1874
3461	1012	Rplc Chem Glass	36	561	551
3462	TC1007	Remove bldg	160	2482	1328
3463	TC805-807	Rplc cmd pumps	11	180	1617
3464	1	Rplc outlets	16	252	124
3465	G1A 1800 area	Rewire elect	115	1886	4379
3466	Airstrip 1,2,3,	Rpr CA pavement	45	729	1045
3467	614 1407	Rpr Gate Fence	43	705	299
3468	TC562	Remove Refixture	84	1325	3319
3469	AS4035	Rpr dum unit	3	47	11
3470	326	Rplc tile	79	1248	874
3471	AS4108	Group Rplc lamps	100	1600	1843 ?
3472	BA193	Rplc walkway	71	1110	458
3473	AS128	Rplc BU Rm	72	1042	963
3474	TC854	Remove bldg/struct	461	7022	3374
3475	TC341	Rplc fixtures	72	1136	6215
			4207	61,512	49,836

DEBBY, (DO ALL BUT THOSE THAT ARE HIGHLIGHTED. IN yellow)

JO#	BLDG#	BRIEF WORK DESCRIPTION	TOTAL HRS	LABOR COSTS	MATERIAL COSTS
3476	AS116	Rplc doors & Rpr	97	1447	384
3477	TC951	Rewire / Mis Rprs	220	3376	1231
3478	G1A	Rplc insulating oil	160	2624	1738
3480	G480 security light	Rplc sec. LIGHT	8	126	1426
3481	BA186	Rpr Mobile Home	27	424	318
3482	BA180	Mis Rprs	56	873	817
3483	BA183	Misc Rprs	72	1121	655
3484	BA189	MISC Rprs	42	647	375
3485	BA113	MISC Rprs	75	1118	265
3486	BA184	Misc Rprs	48	746	389
3487	BA181	Misc Rprs	28	430	121
3488	TC761	Relight, Bldg	85	1326	3867
3489	BA147	RPR/RPL DOORS & DECKING	63	977	246
3490	BA206	RPRS TO MOBILE HOME	23	362	142
3492	BA143	RPRS TO APT & EXT STAIRWAY	67	1043	357
3493	BA119	RPL SCREENS, RPR SCREEN DOOR	28	437	203
3494	TC473	REWIRE & RELIGHT BLDG	53	836	3886
3495	BA188	RPR BEACH TRAILERS	72	1125	1165
3496	BA114	RPR BLDG	157	2428	845
3497	BA115	RPR/RPL SCREEN DOORS & WINDOWS	80	248	370
3498	BA144	RPR APTS & EXT STAIRWAYS	192	2999	1147
3499	TC560	REWIRE & RELIGHT BLDG	98	1546	3483
3500	TC460	REWIRE & RELIGHT BLDG	65	1026	3263
3501	TC760	REWIRE & RELIGHT BLDG	112	1767	3599
3502	BA202	REMOVE / INSTALL WINDOW, PAINT	32	501	267
3503	BA204	RPR MOBILE HOME, PAINT	39	588	370
3504	BA205	RPR MOBILE HOME, PAINT ROOF	27	423	282
3506	TC900	MISC RPRS PLUMB, HEAT, ELECTRICAL	1591	24370	15530
3507	M139	RENOVATE POTABLE WATER SYSTEM	648	9594	4415
3508	BA203	RPR MOBILE HOME, PAINT ROOF	53	823	503
3510	TC569	RPL LIGHTING	65	1026	5117
3511	BB5	REMOVE ASBESTOS INSULATION	468	7574	4699
3512	2609	INTERIOR REPAIRS	30	452	120
3513	2600	REMOVE ASBESTOS INSULATION	304	4942	3248
			5,185	86,345	64,843

DEBBY, (DO ALL BUT THOSE THAT ARE HIGHLIGHTED. IN yellow)

JO#	BLDG#	BRIEF WORK DISCRIPTION	TOTAL HRS	LABOR COSTS	MATERIAL COSTS
3514	MCAS	CLEAN OUT DRAINAGE DITCH	363	4702	2203
3515	CGI G8	RPL CONCRETE SIDEWALK	131	1567	791
3516	1202	PROCURE CONTRACT TO RPL DOORS	0	0	1831
3517	1140	REPIN & KEY DEAD BOLT	2	31	12
3518	1140	REPIN & KEY DEAD BOLT	2	31	12
3519	AS843	PROCURE CONTRACT TO RPL DOORS	0	0	926
3520	NEAR 1200	RPL TRANSFORMER	6	91	513
3521	VIC AS840	REMOVE SHELLROCK & RPL	216	2108	797
3522	221	RPL FLOOR TILE	192	2916	1611
3523	MCB MCAS	REMULCH SHRUBBERY BEDS	99	952	1400
3524	AS 518	RPL DOOR & FRAME	44	718	789
3525	AS 600	CLEAR ROADWAY	68	789	681
3526	TC 307	SELF HELP PROJECT	0	0	780
3527	TC 704	SELF HELP PROJECT	0	0	186
3528	TC 306	SELF HELP PROJECT	0	0	422
3529	TC 748	INTERIOR PAINT	95	1481	318
3530	M119	RPL BAY DOORS, WINDOW SASH	385	5955	2443
3531	M120	RPL DOORS, SIDING, WINDOW	378	5854	2317
3532	BB14	INSTALL AQUASTATS	12	197	361
3533	BB11	INSTALL AQUASTATS	12	197	361
3534	BB12	INSTALL AQUASTATS	12	197	361
3535	AS840	RPL BARRICADE	81	1145	735
3536	SAW MILL ROAD	RPR/RPL RAW WATER MAIN	30	459	1195
3537	HP155	RPL DAMAGED SCREEN	1	14	7
3538	MP CEMETARY	PERFORM FALL CLEAN UP	108	1244	304
3539	VERONA CEMETARY	PERFORM FALL CLEAN UP	80	919	171
3540	VIC AS457	AERATE, SEED, LIME LAWN	56	639	628
3541	VIC AS 143	RPR PARKING LOT AREA	52	666	1761
3542	TC 737	RPL DOORS, WINDOW SILL	229	3555	902
3543	206	RPL DOORS, STEAM PIT COVER	54	842	423
3544	MCAS	INSTALL DELINEATORS	48	748	24
3545	M104	RPR PORCH, RPL POST	48	733	358
3546	TC 736	INTERIOR PAINT	120	1871	320
3547	RR9	RPR ROTTED FLOOR	27	427	135
			2951	41,057	26,078

DEBBY, (DO ALL BUT THOSE THAT ARE HIGHLIGHTED. IN yellow)

JO#	BLDG#	BRIEF WORK DISCRIPTION	TOTAL HRS	LABOR COSTS	MATERIAL COSTS
3548	NEAR AS511	RPR PUMPS TO FUEL TANKS	74	1178	1047
3549	GRD 643	FAB WINDOW SASH & DOOR	141	2198	1744
3550	M104	EXT RPR & PAINT	535	5744	2053
3551	524	PAINT INTERIOR	68	1060	182
3552	VIC 1765	GRADE, SHAPE, SPREAD SHELLROCK	48	649	1802
3553	MCB & AS	Clean up STAW	604	6991	803
3554	BB45	Rplc Shower cabinet	11	171	218
3555	G9 AMMO AREA	Rpr unpaved Rd	77	1109	34914
3556	VIC AS518	Rpr driveway	18	234	478
3557	59	Clean ext portion	176	2785	1803
3558	58	" " "	156	2505	1490
3559	67	" " "	146	2243	1512
3560	AS246	Regrade ballfield	103	1365	435
3561	VIC AS425	Rpr leak to culvert	32	403	101
3562	VIC 690	Rpr Road to bldg	98	1326	7617
3563	—	—	—	—	—
3564	1202	Procure mat for storage rack	—	—	195
3565	2615	Plant shrubs	—	—	847
3566	AS4108	Rplc locks	5	78	493
3567	TC474	Rpr doors	16	262	—
3568	H28	Clean lawn	248	2318	71
3569	MCB G1A	Procure meter	—	—	1401
3570	NEAR SF GATE	Rplc transformer	16	262	615
3572	G1A	Construct By Pass line	84	1086	761
3573	1011	Rplc cond. pump	20	328	943
3574	125	Unit Rpr	3085	49,424	38,534
3575	SPT 62	Rplc water line	85	1207	1359
3576	G22 RANGE	Procure fence mat	—	—	31215
3577	SAW MILL RD	Relocate unpaved Rd	115	1608	17685
3578	115	Rpr/Relocate mtn	—	—	461
3579	BERKLEY MANOR	Install feeder tiger	4	66	1053
3580	VIC AS832	Correct drainage	137	1713	1915
3581	TAXIWAY	Runway lighting cable	—	—	779
3582	1202	Install line starter	11	180	480
			6,113	88,493	154,976

DEBBY, (DO ALL BUT THOSE THAT ARE HIGHLIGHTED. IN yellow)

JO#	BLDG#	BRIEF WORK DISCRIPTION	TOTAL HRS	LABOR COSTS	MATERIAL COSTS
3583	1042	Rpr U blinds	114	1777	1360
3585	1700	Procure transformer	—	—	13090
3586	SH18	Rplc service	34	558	929
3587	AS202	Procure contract	—	—	—
3588	SP. ORDER STOCK	Fab doors for cycle	670	10,446	8365
3589	GIA NEAR 599 & 1841	Rpair Elect Dist	190	3116	13257
3590	M240	Relocate water system	27	443	148
3591	HP301	Paint ext complex	276	4303	597
3592	AS233	Remove A/C + duct	109	1789	2531
3593	509	Rpr Rplc doors	36	540	305
3594	G13 Ammo Dump	Rpr erosion	96	1136	4791
3595	AS320	Rplc compressor	14	230	1306
3596	1041	Rplc door + frame	45	730	1780
3598	1005	Rplc elect service	284	4657	3039
3599	8	Rplc storm windows	203	3142	2501
			2098	32,867	53,999

DEBBY, (DO ALL BUT THOSE THAT ARE HIGHLIGHTED. IN yellow)

JO #	BLDG #	BRIEF WORK DESCRIPTION	TOTAL HRS	LABOR COSTS	MATERIAL COSTS
3602	AS804	RPL SHINGLE ROOF	143	2072	1203
3603	66	APPLY WALL RESURFACER	192	2905	2027
3605	15	APPLY WALL RESURFACER	298	4513	2375
3608	TC BKS	FAB AS BIN STOCK	180	2700	2056
3611	LISTED	SECURE STEAM & RETURN SERVICE	98	1641	283
3613	TC105	RPL CONCRETE SLAB & FLOOR	96	1358	400
3615	PP1919	RPL OVERHEAD LIGHTING	42	662	731
3617	AS518	RPR/RPL DOORS & LOCKS	60	912	2695
3618	AS515	RPR/RPL EXT. DOORS	98	1482	2743
3619	AS504	RPR DOORS, REKEY LOCKS	251	3938	6726
3620	VIC HOLCOMB BL	CLEAN BEAR HEAD CREEK & CULVERT	101	1216	903
3621	336	FAB/RPL DOORS & TRIM	135	2089	1206
3622	TC712	RPL INSTANTROL HEATER PACKAGE	10	164	1934
3623	1041	PAINT 1st DECK (SELF HELP)	0	0	835
3624	M120	RPR SHEETROCK, DOOR CASING	49	764	196
3625	15	MATERIAL FOR SELF HELP	0	0	3218
3626	6	RPL STORM WINDOWS	203	3142	2501
3629	HP51	RPL WINDOW GLASS	4	62	34
3631	596	MISC RPRS STEAM & WATER LINES	24	394	212
3633	M601	RENOVATE STEAM & CONDENSATE LINES	363	5431	3827
3634	AS146	PAINT PIPELINES & FITTINGS	79	1154	115
3635	1101	PROCURE CONTRACT TO RPL CARPET	0	0	18420
3636	VIC M324	RPR DITCH	514	7052	10646
3637	915	RPL AIR COMPRESSOR TANK	19	267	579
3638	302	RPL VENETIAN BLINDS	15	234	371
3639	BB27	CHANGE COMPRESSOR	76	1119	1042
3640	M625	REMOVE/RPL CONDENSATE RETURN LINES	32	525	1016
3641	BA 104	REMOVE UNDERPINNING & RPL	175	2582	2050
3642	BA105	REMOVE UNDERPINNING & RPL	175	2582	2050
3643	NEAR AS4010	RPR UNDERGROUND CONDENSATE LINES	39	909	179
3644	FC413	SELF HELP PROJECT	0	0	39
3645	236-540	CLEAN & PAINT SWIMMING POOLS	497	6959	3787
3646	342	SELF HELP PROJECT	0	0	243
3647	FC400	SELF HELP PROJECT	0	0	34
			3988	58,828	79,696

DEBBY, (DO ALL BUT THOSE THAT ARE HIGHLIGHTED. IN yellow)

JO #	BLDG #	BRIEF WORK DESCRIPTION	TOTAL HRS	Labor COSTS	MATERIAL COSTS
3648	NEAR A5514	INSTALL HIGHER POLE	39	640	173
3649	520	SELFHELP PROJECT	0	0	229
3654	Vic 31	RPR LEAKING GAS LINE	98	1245	340
3656	521	PM SCULLERY & GALLEY EQUIP	28	437	4734
3659	NEAR 1102, 1113	RPL STEAM & CONDENSATE LINES	96	1574	1109
3661	G640	RPL THERMOMETERS ON REEFERS	2	32	918
3667	SA38	PROCURE GENERATOR & INSTALL	72	1104	12021
3668	A510	RPL TEMP. REGULATOR	4	63	727
3670	GEIGER	RPR LEAKS & ANNUAL MAINT.	148	2336	3856
3677	A5146	RPLC gas meters	43	676	5714
3681	FC400	RPL SCREENS	4	60	302
3682	MH-6	PERFORM MAINT. & RPRS TO DF	90	1396	939
3683	A54159	RPR CEILING, DOOR, PAINT	110	1650	354
3684	M121	RPR EXT & INT & PAINT	312	4794	2740
3685	M112	RPR & PAINT EXT	687	10470	4423
3686	M202	PAINT INTERIOR	132	1980	414
3688	A5840	RPR HANGAR DOORS	257	4088	1081
3691	800	RPL DAMAGED CEILING	23	334	88
3692	A54025	RPL PLASTER CEILING	172	2562	305
3694	A5215	RPL WINDOW SCREENS	38	570	2339
3695	TT2475	RELOCATE FENCE & PLAYGROUND	145	2277	4886
3696	FC365	TROUBLESHOOT MONORAIL HOIST	0	0	0
			2500	38,288	47,742

DEBBY, (DO ALL BUT THOSE THAT ARE HIGHLIGHTED. in yellow)

JO#	Bldg#	BRIEF WORK DESCRIPTION	TOTAL HRS	Labor COSTS	MATERIAL COSTS
3703	1101	Rpr roof + Caulk windows	63	945	2010
3704	116	RPR DOORS	117	1831	1077
3705	172	RPL Sew. System	199	2755	7465
3706	M109	Rpr + Paint	136	2018	2951
3712	65	Rpl Countertop	293	4377	2794
3713	AS 211	Rpl wind screens	60	900	3562
3714	1101	Rpr ceiling	799	12149	10594
3715	M 305	Rpr ceiling	318	4952	2475
3716	AS 118	Rpl EXT. Doors	83	1247	543
3717	AS 705	Rpr walkup	293	4581	8927
3718	1700	Rpr boiler	1524	22623	6495
3719	LOT 140	Rpl barbed wire	66	1041	148
3725	AS302	RPL A/C comp	4	95	1142
3728	G770	RPR A/C	6	95	1142
3733	MCB	Install ON tower	641	10075	70494 ←
3734	GEIGER	Rpr Drainage	535	7126	4364
3746	LCH 4014D	Rpr ceiling + walls	98	1486	1612
3747	AS 211	Rem + Inst. cond	171	2595	16876
3754	522	Rpl door	42	642	546
3755	STC 299	Rpr training Course	79	1212	914
3759	AS 217	Rpl Shwr Pan	125	1961	654
3765	M307	Misc Rprs	240	3743	1746
3766	M401	Rpl shingles	124	1839	1330
3768	M402	" "	122	1807	1315
3769	M224	" "	145	2143	2005
3770	M229	" "	145	2143	2005
3771	M228	" "	145	2143	2005
3772	M227	" "	145	2143	2005
3774	M602	" "	188	2710	1122
3775	M208	Reno. Steam	816	12258	6903
3776	AS901	Rpr dock	72	1097	289
3777	M206	Reno Steam Line	834	12530	7426
3779	M200	Rpl shingles	101	1490	1399
3780	M225	" "	145	2143	2005
			8813	131,950	176,330

DEBBY, (DO ALL BUT THOSE THAT ARE HIGHLIGHTED. IN yellow)

JO#	Bldg#	BRIEF WORK DESCRIPTION	TOTAL HRS	Labor COSTS	MATERIAL COSTS
3781	M226	Rpl Shingles	145	2143	2005
3783	GEIGER	Rpr Low Areas	592	7200	1359
3784	M328	Rpl roof	125	1844	1351
3785	AS146	Rpl roof + paint	152	2109	854
3786	AS 515	Rpl shed roof	60	870	707
3790	AS522	Rpl roof	44	628	415
3791	AS 520	Rpl roof	89	1293	633
3792	AS 514	Rpl roof complete	68	992	496
3794	M 207	Reno Steam line	910	13669	7866
3799	G-8	Rpl side walk.	3402	50669	12148
3800	RR11	Rpl guards + Rprs	236	3490	1110
3815	TT44	Rpr Lav	17	255	633
3819	1302	Regravel Lumberyard	62	753	2684
3823	CJ BKS	Rpl grilles	126	1982	384
3826	LCH 4003	EXT RPRS + PAINT	2340	28805	10961
3827	435-436	Rpl wind. screens	46	680	593
3828	502	" " "	36	540	878
3829	AS 246	" " "	77	1155	4179
3831	M237	Rpl Roof	308	4421	4191
3837	B39	Rpr Refractory on Boiler	40	631	8
3849	SM 329	Install (2) Furnaces	63	994	431
3852	AS812	EXT PAINT	110	1650	215
3853	MCB	—	—	—	—
3856	Ammo Dump	MAINTAIN EROSION CONTROL	1197	14762	18333
3866	M324	INSTALL PLASTIC TUBE COVERS	70	1105	769
3867	1985	REMOVE/RPL SHELTER	60	890	124
3870	G3 OP5	RPR G3 RANGE & OP5	472	6664	11580
3872	TC562	RPR BLDG EXTERIOR	422	6373	3475
3874	1700	REMOVE AIR COMP. SUPPORTS	32	441	256
3875	AS4106	REESTABLISH MAINT. & SECURITY ON ALL EXT & 5 INT DOORS	446	6999	13675
3876	AS4108	REESTABLISH MAINT & SECURITY ON ALL EXT DOORS	508	7978	12130
3878	TC1046	RPL 2 UNIT HEATERS	10	158	650
3900	TC560	RPR EXT & RPL DOORS	314	4744	2465
			12,579	176,887	117,558

DEBBY, (DO ALL BUT THOSE THAT ARE HIGHLIGHTED. IN yellow)

JO #	Bldg #	BRIEF WORK DESCRIPTION	TOTAL HRS	Labor COSTS	MATERIAL COSTS
3905	H-18	RPR ROLLING DOOR	25	391	466
3907	MCB	PURCHASE & ISSUE GRASS SEED	0	0	4000
3912	FC400	RPL WINDOW SCREENS	28	420	819
3913	FC300 AREA	RPL WINDOW SCREENS	70	1005	3009
3915	FC500 AREA	RPL SCREENS	84	1260	8545
3921	1704	RPR INT & EXT	218	3331	1382
3926	1041	RPR/RPL WINDOW SCREENS	52	780	1087
3931	1340	RPL VENETIAN BLINDS	6	90	439
3934	FC304	RPL DOOR & STAIN	7	105	218
3940	914	RPL LIGHT FIXTURES	114	1727	6243
3941	M318	REWIRE SECTION OF BLDG	146	2252	1482
3943	FC415	RPL VENETIAN BLINDS	15	225	1393
3947	A5213	RPL WINDOW SCREENS	92	1380	4434
3954	1775	PAINT DOORS	115	1725	395
3955	1802	APPLY KOOL-SEAL	105	1575	514
3956	427	RPL ALUMINUM SCREENS	45	675	1205
3957	426	RPL SCREENS	45	675	1205
3958	514	RPL SCREENS	45	675	1205
3959	510	RPL SCREENS	45	675	1205
3960	M239	RPL SHINGLES	123	1810	1361
3962	914	RPL VENETIAN BLINDS	14	210	1823
3964	G BRKS	FAB & INSTALL BRACING MAT.	681	10727	3323
3965	1202	PROCURE CONTRACT TO CERTIFY WELDERS	0	0	6066
3966	1140	RPL VENETIAN BLINDS	7	105	257
3967	308	RPL VENETIAN BLINDS & BRACKETS	7	105	124
3969	309	RPL WINDOW SCREENS	29	817	438
3970	313	RPL WINDOW SCREENS	24	360	639
3971	312	RPL SCREENS	14	210	325
3972	308	RPL SCREENS	13	195	352
3973	316	RPL SCREENS	16	240	416
3974	318	RPL SCREENS	29	435	761
3976	GIA	REMOVE/RPL SECURITY LIGHTS	18	284	3042
3978	M129	MISC PLUMBING & PLASTER RPRS	31	465	228
			2263	34,939	58,401

DEBBY, (DO ALL BUT THOSE THAT ARE HIGHLIGHTED. IN yellow)

JO#	BLDG#	BRIEF WORK DESCRIPTION	TOTAL HRS	LABOR COSTS	MATERIAL COSTS
3979	14	INTERIOR PAINT	105	1575	375
3985	AS4132	RPL TILE, WINDOW, DOOR, PAINT	49	747	518
3986	M420	PAINT INTERIOR	312	4680	902
3987	M203	RPL SLIDING DOORS, JAMB, CASING	184	2871	1567
3988	1101	RPL 2 SLIDING DOORS	57	896	413
3989	1108	RPL VENETIAN BLINDS	6	90	186
3990	BB237	RPR ROOF, WALLS, WINDOWS	38	570	286
3992	AS3504	INSTALL SPEED BUMP	18	228	144
3993	AS6D32	RPR/PAINT BLDG	70	1021	657
3995	NEAR 423	RPR STORM DRAIN PIPE	45	549	273
3996	TC1140	RPL INSTANTROL HEATER PACKAGE	10	158	2241
3997	HORSETRAIL	RPR CULVERT	82	1088	351
3998	63	CORRECT DRAINAGE & LANDSCAPE	181	2254	1099
4000	BA101				
			1157	16,727	9012

DEBBY, (DO ALL BUT THOSE THAT ARE HIGHLIGHTED. IN yellow)

JO#	BLDG#	BRIEF WORK DISCRIPTION	TOTAL HRS	Labor COSTS	MATERIAL COSTS
4001	M129	REINFORCE HANGING STRUCTURE	80	1251	416
4002	1709	RPR INT & EXT	1712	25529	21849
4003					
4006	1140	RPL WINDOW SCREENS	28	420	826
4007	1340				
4009	BA103	RPL PATIO ROOF	127	1889	1693
4010	326	RPL MISSING & DAMAGED SCREENS	20	300	525
4011	323	RPL MISSING & DAMAGED SCREENS	18	270	461
4012	321	RPL MISSING & DAMAGED SCREENS	19	285	493
4013	327	RPL MISSING & DAMAGED SCREENS	18	270	441
4014	G770	RPL COMPRESSOR IN A/C SYSTEM	27	426	2355
4016	202	RPL SCREENS COMPLETE	43	645	1226
4017	1340	RPL VENETIAN BLINDS & BRACKETS	12	180	509
4018	TC474	INT & EXT RPRS	357	5337	2924
4020	TC773	RPL 2 FROSTPROOF FIRE HYDRANTS	11	165	125
4022	1700	RPL GUTTERS & DOWNSPOUTS	121	1909	789
4023	AS4706	RPL SOUNDPROOFING	65	994	716
4024	HP301	RPL VENETIAN BLINDS & BRACKETS	7	105	195
4025	BB250	RPL VENETIAN BLINDS & BRACKETS	22	330	1005
4029	TC773	RPL GRATE COVER	7	110	250
4030	102	RPL WINDOW SCREENS COMPLETE	43	645	1226
4032	BIN STOCK	PURCHASE PAINT FOR BIN STOCK	0	0	122
4033	1012	INSTALL DPDP-INLET	584	7481	8323
4036	TC1119	RPL SHEETROCK CEILING & LIGHING	533	7592	3353
4037	CJ AREA	START & CK RPR CENTRAL UNITS	80	1263	1013
4038	BA102	REMOVE/RPL UNDERPINNING	163	2319	1824
4039	G640	RPR ROOF FLASHING	100	1500	2300
4041	1042	RPL VENETIAN BLINDS & BRACKETS	7	105	211
4042	FC411	RPL VENETIAN BLINDS & BRACKETS	45	675	1822
4043	FC414	RPL VENETIAN BLINDS & BRACKETS	23	345	720
4044	AS4015	RPL BLINDS & BRACKETS	15	225	1057
4045	AS4010	RPL V BLINDS & BRACKETS	15	225	928
4046	AS4020	RPL VENETIAN BLINDS & BRACKETS	15	225	391
4049	BA102	RPL ALUM WINDOW SCREENS	334	5067	1417
			4651	68,082	61,655

DEBBY, (DO ALL BUT THOSE THAT ARE HIGHLIGHTED. IN yellow)

JO#	BLDG#	BRIEF WORK DISCRIPTION	TOTAL HRS	LABOR COSTS	MATERIAL COSTS
4051	BB10	RPL MISSING & DAMAGED SCREENS	8	120	106
4052	BB260,265,270	RPL MISSING & DAMAGED SCREENS	19	285	659
4053	RR1,2,4,5	RPL MISSING & DAMAGED SCREENS	75	1125	1897
4054	AS3502	RPL DOUBLE DOORS & FRAME	105	1632	1296
4055	1012	RPR DOORS, BRICK WALLS & PAINT	75	1117	292
4057	902	MODIFY LIGHTING	62	978	706
4058	KNOX RD G9	RPR KNOX REC. ROAD	297	3356	15379
4059	AS4106	RPR/RELAMP MERCURY VAPOR LIGHTS	21	331	4452
4060	BB250	LANDSCAPE GROUND	123	1505	462
4064	TC341	MAKE EXTERIOR RPRS	172	2596	1277
4065	M625	PROVIDE TEMP. ELECTRIC SERVICE FOR MOBILE VAPOR BOILERS	407	6334	12435
4071	M625	INSTALL TRANSFORMER SWITCH	243	3803	26250
4072	1202	MOVE ENTRANCE GATE	86	1322	992
4073	LISTED-G31	RPR/RPL WINDOW SCREENS	337	5055	1758
4075	FC309	RPL FLOOR TILE, RECAULK WINDOWS EXT SIDE, RPR BUILT ROOF	682	9927	5298
4077	FC540	RPL FLOOR DRAIN TRAP	39	499	172
4080					
4081	AS419,420,421	REMOVE EXCESS STEAM & OIL PIPING	71	1056	332
4084	211	RPL SANITARY SEWER LINE	66	812	729
4088	M620	RPL MISSING & DAMAGED SCREENS	5	75	68
4089	M619	RPL MISSING & DAMAGED SCREENS	5	75	68
4090	M611	RPL MISSING & DAMAGED SCREENS	11	165	190
4091	LCH AREA	RPL POLES FOR CONTRACTOR	91	1436	1089
4094	LCH 4014	INSTALL SERVICE ENTRANCE	32	757	711
4096	M600 AREA	RPL MISSING & DAMAGED SCREENS	44	660	1253
4097	AS502	RPL COMPRESSOR ON A/C	14	221	958
4101	TC910	INT & EXT RPRS	2077	32095	17080
4102	1118	RPL SUBSTANDARD OFFICE AREA	331	4957	3701
4104	BB260	RPL MISSING & BROKEN BRICKS	144	2273	104
4105	AS4100	RPL DAMAGED CONDENSATE HIGH LINE	61	920	433
4106	M625	PROCURE CONTRACT TO RENT 2 STEAM BOILERS	0	0	104247
4107	529	RPL DETERIORATED DOOR & FRAME	21	330	490
4110	AS705	EXTEND GUARDS FOR ELEVATOR SHAFT	25	392	189
4111	2617	RPL MISSING & DAMAGED SCREENS	10	150	238
			5159	86,359	205,311

DEBBY, (DO ALL BUT THOSE THAT ARE HIGHLIGHTED. IN yellow)

JO#	BLDG#	BRIEF WORK DISCRIPTION	TOTAL HRS	LABOR COSTS	MATERIAL COSTS
4115	84	RPR SPRINKLER SYSTEM PIPING	48	725	184
4117	1006	RPL DEFECTIVE SWITCHES & CONDUIT	17	268	395
4122	M166	RPL ROOF - RPR SIDES OF ROOF	318	4910	10668
4124	424	RPR DOORS, RPL GLASS, PAINT	84	1260	1928
4125	341	RPL SCREEN DOORS, WINDOW PANELS	21	315	275
4127	1841	MAKE INT. RPRS	243	3642	1850
4135	1300	REMOVE/RPL MOTOR LEADS	16	252	103
4136	907	RPL WAREHOUSE DOOR	32	500	383
4137					
4138	BB48-G1A	RPL TRANSFORMER BANK	24	379	3290
4143	S955	RPR BLEACHERS, STAGE, DISPLAY CASE	66	990	885
4144	AS225	RPL MECH RM DOORS	75	1175	2415
4145	236	RPR CUPOLA & PAINT	107	1611	529
4148	TT 2451	RPL FLOOR TILE & SHOE MOLD	47	689	365
4150	1042	RPL WINDOW SCREENS	25	375	754
4151	TC342	MAKE EXT. RPRS	426	6435	3051
4152	M240	RPL INCANDESCENT LAMPS WITH FLOURESCENT LIGHTS	98	1507	1978
4153	AS4100	RPL FLOOD LIGHTS	4	63	2222
4154	AS122	RPL OUTSIDE STANDING LIGHTS	9	142	1038
4155	89	RPR STORM DRAIN PIPE	40	497	172
4159	TC952				
4161	M313	REWIRE & RELIGHT	141	1595	1777
4162	AS143	RPL BARBED WIRE & RPR FENCE	120	1894	252
4163	M230				
4164	M408	RPL SHINGLE ROOF COMPLETE	128	1870	1380
4165	AS211	RPL ASBESTOS CEILING TILES	65	964	542
4166	1775	RPL HYDRAULIC CABLE TO LIFT	24	379	743
4170	AMMO DUMP G-3	RPR 2 VEHICLE STAGING AREAS	237	2795	1674
4178	115	RPL DAMAGED ASBESTOS INSULATION	150	2367	554
4179	300	RPL DAMAGED ASBESTOS INSULATION	165	2604	523
4180	401	RPL DAMAGED ASBESTOS INSULATION	132	2083	403
4181	500	RPL DAMAGED ASBESTOS INSULATION	165	2604	585
4182	322				
4183	913	REMOVE ASBESTOS PIPE INSULATION	67	1039	644
			3094	45,931	41,562

DEBBY, (DO ALL BUT THOSE THAT ARE HIGHLIGHTED. IN yellow)

TO #	BLDG #	BRIEF WORK DISCRIPTION	TOTAL HRS	LABOR COSTS	MATERIAL COSTS
4186	1500	RELOCATE CONDENSATE LINE	111	1552	1834
4189	PT30	RPR & PAINT EXTERIOR	81	1222	336
4190	H1 WING C	RPL COMPRESSOR	38	612	3595
4193	TOP	RPL DETERIORATED X-ARMS	63	994	2150
4194	M311	REWIRE & RELIGHT	290	4519	2250
4201	MCB				
4202	LISTED	CLEAN-UP ASBESTOS UNDER BLDG	65	677	166
4209	TT42	INSTALL 3 MERCURY VAPOR FIXTURES	11	174	327
4210	762	PLASTER RPRS & PAINT	79	1185	265
4213	BB10	PLASTER RPRS & PAINT	171	2565	626
4216	AS403D				
4217	M316	REWIRE & RELIGHT	236	3666	2192
4218	M406	REWIRE, RELIGHT & OTHER MAINT	233	3646	841
4219	M405	REWIRE, RELIGHT & OTHER MAINT	196	3053	1045
4221	TT BLUEBIRD	PROVIDE MATERIALS FOR RPRS TO LAUNCHING PAD	0	0	6949
4223	HP301	RPL COMPRESSOR IN A/C	23	363	2396
4226	503	RPL MISSING METAL SCREENS	32	480	656
4227	905	RPL SHOWER STALLS	14	210	275
4228	1601	RPR OIL SEPERATORS	86	1287	335
4229	TT44	EXT RPRS & PAINT	46	690	192
4230	M308	REWIRE BLDG, REMOVE ASBESTOS	272	4256	1500
4231	H1	RPR METAL WINDOW SCREENS	22	330	35
4232	TC 1066	RPL SHINGLE ROOF	222	3305	2263
4234	MCB	CUT & TRIM SHRUBBERY	114	1251	134
4235	65	RPL 8 CKT FUSE PANEL	24	378	443
4236	G1A	PROCURE TRANSFORMER	0	0	8494
4237	G640	RPL HEAT EXCHANGER	40	631	1801
4238	FIRE RANGE	RPR WARNING LIGHTS	51	810	679
4239	TC 762	RPR GRAVEL PARKING LOT & APRON	92	1123	2269
4241	106	RPL LAVATORY & SHOWER HEAD	15	226	306
4243	TT2475	RPL COMPRESSOR IN A/C	19	312	1678
4244	320	RPL SHOWER STALL	8	120	147
4247	AS236	PROCURE CONTRACT TO RPL CARPET	0	0	10767
4249	RAPID REFUEL G-13	RPR ERODING AREAS	110	1401	568
			2764	41,038	120,314

DEBBY, (DO ALL BUT THOSE THAT ARE HIGHLIGHTED. IN yellow)

TO #	BLDG #	BRIEF WORK DISCRIPTION	TOTAL HRS	LABOR COSTS	MATERIAL COSTS
4250	89	RPR CEILINGS, FLOORS, DRAINS	104	1594	1372
4251	HP52	RPL WATER PUMPS	12	197	1336
4252	G530	RPL PURGE PUMP ASSEMBLY	8	120	5292
4253	TC1059	RPL COMPRESSOR IN A/C	55	891	1597
4254	RR RANGES	RPR SPRINKLER SYSTEM	200	2952	1162
4255	VIC 2617	RPL FIRE HYDRANT	15	234	603
4258	1041	RPL ELECTRIC LOCKS IN BRIG	48	768	2710
4259	M407	REWIRE & MISC MAINT	248	3855	1117
4260	523	RPL COMPRESSOR FOR A/C	15	246	487
4261	508	RPL WINDOWS, RPR, SPOT PAINT	38	606	621
4262	36	RPL COMPRESSOR IN A/C	12	197	441
4264	M403	REWIRE BLDG & MISC RPRS	375	5908	5036
4265	M409	REWIRE, RELIGHT & MISC RPRS	396	6299	5661
4266	1041	RPR SINKS, RPL FILTERS	27	426	829
4268	S1806	RPL FREEZELESS YARD HYDRANTS	122	1513	646
4269	AS G-9	RPR ASPHALT STREETS	134	1648	1337
4271	CG-1	RPR INT & EXT & PAINT	239	3709	1635
4273	1854	RPR EXT WALL OVER ROLL UP DOOR	34	531	250
4274	1201	RPL UNIT HEATER, RPR RADIATOR	22	337	545
4275	AS4108	RPL FIRE HYDRANT, GATE VALVE	44	632	924
4276	FC303	RPL REFRIGERATION COMPRESSOR	15	246	1179
4278	900	REMOVE ASBESTOS INSULATION	68	1093	1257
4279	LISTED G30	PLUMBING & STEAM RPRS YARD HYDRANTS	144	2133	3958
4288	59	FINISH REPAIRS	8	131	0
4289	1004	RPL DISPLACEMENT LINE METER	8	131	1579
4294	M309	REWIRE & RELIGHT BLDG	221	3590	2311
4295	1602	RPL 5 WAREHOUSE DOORS	90	1470	1678
4296	TT2455	RPL DETERIORATED FIXTURES	100	1640	866
4297	1103	RPL DOORS, CANOPY, PAINT	84	1340	542
4298	AS423	RPL WATER LINE	65	960	464
4299	1402	REMOVE/REINSTALL WALL	269	4349	878
4303	TC1019	RPL CONDENSATE RETURN LINES	74	1195	1034
4306	1201	RPR WAREHOUSE DOORS	104	1699	1101
4307	M604	RPL ROOF SHINGLES & GUTTERS	102	1527	1494
			3500	54,167	51,942

DEBBY, (DO ALL BUT THOSE THAT ARE HIGHLIGHTED. IN yellow)

JO #	BLDG #	BRIEF WORK DESCRIPTION	TOTAL HRS	LABOR COSTS	MATERIAL COSTS
4308	G26	RPL FIRE HYDRANT	32	430	605
4309	915	RPR STRUCTURE OF HOIST	52	853	208
4310	67	RPR PLASTER & SPOT PAINT	66	1018	57
4311	251	RPL HEAT PUMP, MODIFY DUCTWORK	65	1058	1836
4312	G640	RPL STEAM & COND. SCREW PIPING	296	4749	2956
4313	A5588	RPR & PAINT "HANDY HUT"	62	991	312
4314	A-1	REMOVE ASBESTOS INSULATION	430	6687	2539
4316	2D	REMOVE TRANSFORMERS	226	3247	13994
4317	LCH AREA	RPL OLD WORN FIRE HYDRANTS	259	4009	6704
4319	FC416	RPL VENETIAN BLINDS	8	125	274
4321	MCAS G-12	TEMP. CULVERT RPRS	2817	15469	161857
4323	TC706	RPL TILES ON WALL	50	770	565
4324	A5843	RPL BLOWER WHEEL SHAFT	12	197	631
4325	S1972	RPR STALL WALLS & DOORS	307	4781	995
4326	A-33	RPL GATE SENTRY HOUSE	50	783	5243
4328	1202	CONSTRUCT MAT. HOLDING TRLRS	269	3650	7651
4329	HP125	RPL WINDOW & DOOR	10	160	339
4330	1601	RPL EXHAUST FAN IN ROOF	29	475	605
4331	MCB G-5	TRIM DEAD TREE LIMBS	1464	16505	4628
4333	FC311	RPL COMPRESSOR	38	624	2962
4334	1450	RPL REAR GATE & POSTS	56	863	622
4335	M303	REWIRE & RELIGHT BLDG	398	6495	3122
4337	INS ITEM	PURCHASE INSTANTROL HEATER	0	0	4640
4340	INS ITEM	PURCHASE RPR CABLES W/PARTS	0	0	7696
4342	59	RPR FLAGPOLE	30	464	180
4343	31	REMOVE PORTION OF WALKWAY	24	352	183
4345	M147	CONNECT SUMP PUMP & WATER COOLER	48	649	1085
4349	HP, PP & FC	RPL OLD WORN FIRE HYDRANTS	369	5545	12192
4350	1006	RPL GROUND COVER VINES	19	219	377
4352	G-26	RPL FIRE HYDRANTS	48	668	1241
4353	M100	RPL CAST IRON RADIATORS	9	120	292
4354	M102	RPL CAST IRON RADIATORS	9	120	267
4355	M104	RPL CAST IRON RADIATORS	9	120	186
4356	115	RPL CAST IRON RADIATORS	9	120	161
			7570	82,316	247,215

DEBBY, (DO ALL BUT THOSE THAT ARE HIGHLIGHTED IN yellow)

JO #	BLDG #	BRIEF WORK DESCRIPTION	TOTAL HRS	LABOR COSTS	MATERIAL COSTS
4357	M116	RPL CAST IRON RADIATORS	9	120	234
4358	M128	RPL CAST IRON RADIATORS	9	120	494
4362	M231	RPL CAST IRON RADIATORS	13	175	841
4363	2615	INSTALL STEAM SUMP PUMP	77	1082	1290
4364	1854	RPR SECTION OF CURB	61	931	312
4366	G-26	RPL FIRE HYDRANT	26	365	630
4370	51973	RPR STALL & WALLS	165	2604	736
4373	G770	RPL COMPRESSOR IN A/C	18	296	1882
4379	FC530	RPL LIGHT FIXTURES	21	345	876
4382	A5320	RPR EMERGENCY LIGHTING	12	189	600
4387	MCAS	RPR FIRE HYDRANTS	359	5405	6661
4394	M324	RPL BKRS W/SHUNT TRIP TYPE	8	131	350
4396	1211	RPR/RPL WAREHOUSE BAY DOORS	92	1497	1560
4397	1410	RPL 2 SETS DOUBLE DOORS	83	1285	492
4399	BB10	RPL AIR COMPRESSOR	3	50	662
4401	1408	INT & EXT RPRS & PAINT	84	1210	715
4405	BB7	RPL WINDOW HANDLES, WINDOWS	34	845	455
4406	A5840	RPL EXT INCANDESCENT LIGHTING	18	295	3211
4412	M416	REWIRE & RELIGHT	388	6186	4700
4414	HP135	RPR TILE, RPL DOOR LOCK	15	246	47
4418	1504	RPL DAMAGED BLOCK WALL	104	1666	384
4422	BB104	RPL CONDENSING UNIT	18	295	1311
4423	MCB	RPR TANK TRAILS	663	9176	58718
4424	G10A	INSTALL MANHOLES	62	1017	321
4425	A5217	RPL INCANDESCENT LIGHTING	140	2296	2558
4426	201	RPL STEAM PIT COVER	28	459	1133
4428	344	RPL WINDOW SCREENS	5	78	101
4429	442	RPL WINDOW SCREENS	15	234	264
4430	65	RPL WINDOW SCREENS	20	312	375
4431	1006	RPR A/C SYSTEM	59	969	7693
4432	LISTED	RPL THERMOMETERS	13	213	728
4433	FC200	RPR HYDRAULIC LIFT	22	359	224
4434					
4435	A5416	RPR SIDES & ROOF OF BLDG	260	3988	6239
			2904	44,439	106,797

DEBBY, (DO ALL BUT THOSE THAT ARE HIGHLIGHTED. IN yellow)

JO #	Bldg #	BRIEF WORK DESCRIPTION	TOTAL HRS	Labor COSTS	MATERIAL COSTS
4436	435	REWIRE BLDG	120	1968	905
4437	1202	FAB & FURBISH ASBESTOS BUS	177	2899	2228 ☆
4439	G10A 221	RPL SUMP PUMP LINE	30	464	262
4440	AS4010	RPL WINDOW SCREENS	160	2400	2569
4443	325	RPL INSULATION	107	1688	764
4452	LISTED M424 211, 508, RR3 BA103 BA 189, 188, 184 BA183, 181, 180, 143	RPR REEFER	70	1105	877
4454		PM GAS EQUIP	31	508	267
4455	56	RPL DOOR + Frame	28	453	566
4456	BA 120	RPR INT + EXT	133	2020	375
4459	BA 146	RPR INT + EXT	155	2363	607
4463	AS 416	REWIRE + RELIGHT	90	1419	3480
4464	2605	INT PAINT	33	514	98
4467	G-10A 1854	RPL (2) STEAM HOSE	7	115	684
4468	G-30	MISC RPRs	90	1351	2671
4469	340	RPL WIND. SCREENS	11	172	233
4474	AS 119	RPL LIGHTING	18	295	1266
4476	M413	REWIRE BLDG	256	4090	1959
4477	AS 518	RPR DOORS	386	6330	230
4482	518	RPL HOT WATER TANK	43	702	838
4484	1002 + TC 364	RPL PUMPS	235	3548	1991
4487	1202	CEILING RPR.	70	1120	1228
4490	G10A HAREA	RPR STEAM DIST	165	2706	11958
4492	BB 80	RPL ELECT SVC	35	574	418
4493	1209	RPL WIND. SCREENS	33	515	385
4494	1041	GROUND FENCE	22	361	995
4499	G-5 1919	RESTORE NURSERY AREA	467	5171	2649
4501	VIC 1919	UPGRADE Rd.	511	7135	4690
4509	M621	RPR STEAM	221	3253	2019
4517	M303	RENOVATE STEAM	499	7505	6590
4524	751	PURCH LAMPS	–	–	647 ☆
4527	G-3 TC	CLEAR RIGHT OF WAY	265	2778	370
4530	G-5 1209	MISC YARD WORK	520	6274	2479
4547	501	RPR DOORS	61	915	474
4550	223	RPR ELECT	115	1650	3434
			5164	74,361	61,206

DEBBY, (DO ALL BUT THOSE THAT ARE HIGHLIGHTED. IN yellow)

JO#	BLDG#	BRIEF WORK DESCRIPTION	TOTAL HRS	LABOR COSTS	MATERIAL COSTS
4559	SRR-19A	RPL TARGET STAND	269	4234	1119
4561	M408	REWIRE + RELIGHT	294	4767	856
4562	M314	REM PIPING	600	9765	4711
4563	M302	REM STEAM	433	7007	3269
4575	901-902 910	RPL AIR LINE	16	249	718
4577	AS 215	MISC PLUMBING	172	2610	1926
4578	AS 217	" "	172	2610	1926
4579	AS214	" "	184	2797	1159
4580	AS 216	" "	172	2610	1926
4587	1113-1101	IMPROVE PARK FAC.	139	1725	2765
4588	326	RPL COMP. ON A/C	12	197	466
4589	FC 300	RPL SHOWER	9	140	166
4590	TC 1066	" "	10	156	167
4597	M319	REM STEAM	336	5407	1263
4599	AS 217	RPL WIND SCREENS	116	1740	4933
4600	915	RPL LIGHTING	17	279	94
4603	AS 4030	RPL DOORS	517	8000	7340
4607	PP 2628	RPL RETURN LINE	94	1341	1592
4608	M-FC-RR BA-BB	Remove Pipe Covering	81	1187	130
4610	M601 M612	RPR (2) FURNACES			
4616	519	RPL COMP. ON A/C	12	197	443
4619	308	" " " "	12	197	466
4625	TC 1066	INT PAINT	47	733	122
4628	344	RPR Brick wall	132	1816	454
4633	20	Procure Motor	-	-	2000
4638	902	Rpl Lighting	140	2296	16567
4646	TC 1064	Int Paint	100	1559	229
4647	TC 1065	Int Paint	47	733	122
4649	AS 236	Contract for Carpet	-	-	9931
4656	59	" " "	6	84	2223
4667	1006	" " "	5	78	1460
4673	211	Rpl Wall	85	1313	517
4677	M232	Rpl Fixtures			
4678	M233	Rpl Fixtures	44	722	1259
			4273	66,549	72,319

DEBBY, (DO ALL BUT THOSE THAT ARE HIGHLIGHTED. IN yellow)

JO#	BLDG#	BRIEF WORK DESCRIPTION	TOTAL HRS	LABOR COSTS	MATERIAL COSTS
4682	M234	Rpl fixtures	44	722	1259
4683	M235	" "	44	722	1259
4685	M236	" "	44	722	1259
4686	201	RPL DOORS	169	2543	373
4687	1502	" "	95	1451	4411
4698	AS 202	RPL LIGHTING	136	2178	2504
4700	TC 462	REWIRE BLDG	65	1066	3290
4701	103	INT-EXT RPRS	31	506	92
4702	G16	RPR TANK TRAIL	527	8185	17529
4703	BA147	INT-EXT PAINT	101	1575	360
4704	HP175	RPL. V. BLINDS	11	171	483
4705	910	MISC BLINDS	141	2270	2942
4706	M218	INT RPRS	144	2327	941
4707	G 521	RPL FOUNTAIN	8	125	416
4708	2604	RPR PLASTER	83	1294	93
4709	321	RPL COMP ON A/C	12	197	418
4712	211	RPL A/C Comp	15	246	2155
4714	H-28	INT-EXT RPRS	180	2807	671
4715	S-1973	STRUCT. RPR	277	4283	3087
4717	M219	REWIRE BLDG	151	2454	917
4727	M220	RPL A/C Comp	24	394	1922
4728	AS 4145	RPL Lights	10	164	1120
4731	336	Rpl Screens	13	203	259
4732	536	Rpl Screens	11	172	224
4733	M 255	Rewire Bldg	176	2823	1547
4734	AS 840	Remark Center	54	822	1357
4735	60	Rpl. Ceiling	1431	22508	7767
4736	1854	Rpr Erosion	155	1712	189
4737	508	MISC Rprs	255	4077	2421
4738	127	MISC Rprs	30	486	115
4739	TC + GH	Rpl Hydrants	733	10890	24895
4740	127	Mat only Paint	—	—	520
4741	M424	Rpl doors	25	411	904
4742	G-26	Rpr Hydrants	17	265	437
			5212	80,771	88,136

DEBBY, (DO ALL BUT THOSE THAT ARE HIGHLIGHTED. IN yellow)

JO#	Bldg#	BRIEF WORK DESCRIPTION	TOTAL HRS	Labor COSTS	MATERIAL COSTS
4743	AS 4108	RPL INSULATION	80	1312	626 *
4745	M166	RPR GRAVEL Rd	30	377	612
4746	OCEAN DRIVE	REGRAVEL ROAD	58	951	29412
4747	1041	BIN STOCK	—	—	2406
4748	AS 4106	RPR HOIST	22	360	454
4749	430	RPL LIGHTING	31	458	1057
4750	M206	MISC RPRS.	57	872	280
4752	WEIL PT Rhoades Pt.	CONST. SPILLWAYS	944	14261	13121
4753	AS515	Rpl tile	30	468	864
4754	115	Rpl Panel	8	131	473
4755	AS4120	Contract FOR Compressor	16	262	3746
4756	BB54	CLEAN A/C	22	353	60
4757	780	Rpl Furances	47	738	1629
4759	BA 130	Rpl Septic tanks	39	482	1036
4761	G-12	RPR storm drain	32	397	111
4762	S-1977	RPR wash out	106	1169	264
4763	S-542	Rpl backstops	145	2012	2104
4764	1808 + 909	Clean out drain	102	1336	181
4767	TC 705	MAT. MAINT.	—	—	458
4771	FC540	Rpl Comp	9	148	632
4772	316	Rpl Comp in A/C	12	197	56
4775	123	Rpl windr screens	7	110	120
4776	1770	RPL TUBES	36	590	645
4777	1841	Rpl Fixtures	11	180	1252
4778	63	Rpl screens	25	390	526
4779	1828	Rpr Parking Lot	25	311	687
4780	S-2323	Rpl Pit cover	16	262	656
4781	AS-710	RPR LADDER	62	1003	419
4783	AS 4025	Rpr Circuits	16	262	108
4784	123	Rpl V. Blinds	11	172	139
4785	M-429	Misc Rprs	57	887	216
4787	AS-320	Rpl Comp	12	197	1110
4789	M-422	Rpl Screens	15	234	274
4790	M 321	Rpl Screens	15	234	274
			2098	31,116	66,008

DEBBY, (DO ALL BUT THOSE THAT ARE HIGHLIGHTED. IN yellow)

JO#	Bldg#	BRIEF WORK DESCRIPTION	TOTAL HRS	Labor COSTS	MATERIAL COSTS
4791	M-206	Rpl Screens	7	110	146
4793	1854	Rpr Hydrants	23	359	1391
4794	1041	Rpl compressor	11	180	1278
4795	2640	Relandscape	385	4627	956
4796	122	Rpl drain	27	401	99
4797	1450	Rpl compressor	12	197	414
4798	1500	Rpl Heater	10	432	428
4800	MCB/AS	Remove Stumps	539	6652	786
			1014	12,958	5498

DEBBY, (DO ALL BUT THOSE THAT ARE HIGHLIGHTED. IN yellow)

JO#	BLDG#	BRIEF WORK DISCRIPTION	TOTAL HRS	LABOR COSTS	MATERIAL COSTS
4801	18	Rpl Generator	33	493	5260
4802	MCB G-5	Purch. Nursery Mat.	0	0	4306
4804	PP-2624	Rpl motor	26	427	1431
4805	MCB-MCAS G-5	AREATE & FERT. GROUNDS	647	7527	11381
4806.	HP 155	MISC. RPRS.	15	236	82
4807	779	UNSTOP DRAIN	47	709	531
4808	89				
4810	TC 732				
4814	G-10A HP AREA	MISC. RPRS.	137	3371	195
4815	2611	PATCH PLASTER	31	483	89
4816	524				
4817	62				
4819	WALLACE CREEK BRIDGE, HOLCOMB BLVD	RPR ABUTEMENT OF BRIDGE	177	2228	824
4820	G1D				
4821	G1A	STRAIGHTEN POLE	17	208	43
4823	G1D AS 4158	RESET POST	6	95	12
4824	HP 295	RPL. LAUNDRY TUB	6	90	96
4825	NEAR 62	RPR. FENCE	6	90	16
4826	15	RPL WINDOW	21	315	327
4827	FC 241	RPR DOOR	25	379	582
4828	FC 312	RPL. WINDOW	3	45	49
4829	FC 414				
4830	G1A BB-260	STRAIGHTEN POLE	5	76	13
4831	NE BRIDGE	RPR FENCE	9	142	58
4832	1450	RPR WALL	7	105	21
4833	1780				
4834	1710	RPR WALL	34	536	373
4835	897	RPR Room	13	198	73
4836	13	RPL. Pump	20	328	943
4837	257				
4838	906	RPR STEP & HANDRAIL	16	258	59
4839	TC 704	RPL. SHINGLES	318	4775	2727
4840	TC 737	RPL SHINGLES	211	3107	2728
4842	2615	RPR PLASTER	34	531	135
			1864	26,752	32,354

DEBBY, (DO ALL BUT THOSE THAT ARE HIGHLIGHTED. IN yellow)

JO#	BLDG#	BRIEF WORK DISCRIPTION	TOTAL HRS	Labor COSTS	MATERIAL COSTS
4843	113				
4844	H20	DISCONNECT UTILITIES	37	593	131
4845	AS 3502	RPL A/C COMPRESSOR	12	197	1557
4847	325	RPL P. TRAP	48	656	395
4848.	AS 142	RPR SWALE & DITCH	88	1122	198
4851	GIA NEAR ST 23	RPL TRANSFORMER	8	131	618
4863	1206	INT RPR + PAINT	137	1978	637
4865	300	RPR. FLOOR + DOORS	89	1335	3199
4878	314	RPR DOORS	175	2625	1236
4891	BA 104-105	RPR SIDEWALK	60	765	245
4894	122				
4900	BB 260				
4906	904	RPL PANELS	16	252	229
4916	22	WATER LEAK	34	459	105
4917	BB 270	MISC RPRS			
4919	BB 265	MISC RPRS			
4930	GIA	REM & RPL METERS	4	63	709
4934	AS 515	MISC RPRS			
4939	TC 1056	RPL ROOF	247	3610	2775
4940	LISTED	MAKE DOORS & RAILS	424	6641	838 *
4943	RR 238	MAKE EXT RPRS.	94	1396	551
4944	DIST GEIGER	REWORK ELECT DIST	1000	15780	32780
4947	1041	RPR DINING AREA	509	7877	4616
4950	TC 726	INT-EXT RPRS	243	3708	961
4954	TC 1063	RPL. ROOF	245	3599	2739
4955	TC 1057	RPL ROOF	252	3664	2758
4957	BA 102				
4958	502, 506, 510 514				
4960	F.C 360				
4961	1500	INT. RPRS	125	1804	333
4966	TC 1058	RPL ROOF	252	3664	2758
4967	TC 1055	RPL ROOF	247	3610	2775
4992	113	RPL CEILING LIGHT	309	4649	1851
4993	TC 733	EXT RPRS	69	1081	812
			4724	71,259	65,806

DEBBY, (DO ALL BUT THOSE THAT ARE HIGHLIGHTED. IN yellow)

WO#	BLDG#	BRIEF WORK DISCRIPTION	TOTAL HRS	Labor COSTS	MATERIAL COSTS
5000	CG-1	CLEAN DITCHES	86	989	256
5020	1407	RENOVATE STEAM	522	8181	7894
5026	LISTED G-33	RPL WINDOW SCREENS	64	960	1629
5037	TC 1041	REWIRE BLDG	32	505	355
5045	TC 718	RPL ELEC SER	156	2462	1625
5048	M 313	RENOVATE STEAM	418	6297	4173
5058	TC 839	RPR BLDG INT + EXT	158	2458	1837
5070	AS 146	CLEAR FENCE	67	743	1137
5086	125	RPR + PAINT	483	6985	3028
5088	TC 707	RPR INT + EXT	91	1365	644
5106	TC 838	REWIRE BLDG	172	2671	1821
5108	M 201	RELOCATE STEAM	178	2754	2666
5109	1301	REMOVE INSL	287	4512	1498
5124	TC 837	REWIRE BLDG	197	3050	2061
5125	TC 743	REWIRE BLDG	357	5339	9383
5126	TC 744	INT RPR	455	6857	3683
5133	F-18 RANGE	SEED + FERT	62	797	4690
5143	1301	RPR/RPL DOORS	115	1803	1312
5150	FC 309				
5201	433	RPL SVC	33	541	631
5202	AS 901	RPL COMPRESSOR	17	265	1797
5203	325	RPR/RPL COIL (STEAM)	20	328	814
5204	M 504, 509 511	RPL TRANSFORMER	8	131	773
5205	HP 56	RPL STEAM COILS	40	656	1146
5206	AS 710	RPL CEILING TILES	7	109	—
5207	H1	RPL COND. PUMP	10	492	1078
5208	2624	RPL FIRE HYDRANT	13	203	510
5209	FC 540	RPR LIGHTING	32	525	41
5210	AS 226	RPL WATER HEATER	31	484	1101
5211	WATER DIST	RPL VALVE	73	1098	2285
5212	1709	RPL Poles + Lights	12	197	352
5213	1770	RPR A/C	7	115	4
5214	2625	RPL Pump	20	328	948
5215	AS 522 + 3080 AREA GID	RPL CABLE	281	4288	23365
			4504	68,488	84,537

DEBBY, (DO ALL BUT THOSE THAT ARE HIGHLIGHTED. IN yellow)

TO #	BLDG #	BRIEF WORK DESCRIPTION	TOTAL HRS	LABOR COSTS	MATERIAL COSTS
5216	G-10A S-95	RPL PUMP	20	328	943
5217	115	REMOVE MOTOR ON BLOWER REWIND & REINSTALL	24	394	92
5219	NEAR M324	RPL BURNED OUT TRANSFORMER BANK POLE	30	492	261
5220	NEAR BA164	RPL BURNED OUT TRANSFORMER	8	131	470
5221	898	RPL STEAM HEATED HOT WATER COIL	16	262	806
5222	A5849	RPL ELECTRIC SERVICE	108	1374	1232
5223	316	INTERIOR PAINT	750	11693	2618
5224	318	INTERIOR PAINT	750	11693	2618
5226	304	INTERIOR PAINT	270	4287	1041
5227	337	RPR INT. OF BLDG WALLS, DOOR & TRIM PRIOR TO INT PAINT	164	2526	830
5228	306	MAKE RPRS TO INT DOORS, WALLS & CEILING, PAINT INT COMPLETE	179	2705	725
5229	308	INTERIOR PAINT	750	11693	2618
5230	312	INTERIOR PAINT	750	11693	2618
5231	BB28	PROCURE CONTRACT TO INSTALL DOUBLE DOORS	0	0	975
5232	A8	RPL 2 BROKEN URINALS	12	187	415
5233	A5401D	RPL MISSING & DAMAGED METAL WINDOW SCREENS	62	967	2498
5234	G31 INS. STOCK	PURCHASE STEAM HEATED HOT WATER COIL	0	0	846
5235	FC260	RPL COMPRESSOR	23	378	5002
5236	MCAS RUNWAY	RPR RUNWAY & TAXIWAY LIGHTING SYSTEM	384	6298	11,381
5237	211	RPL CKT BKR IN PANEL	4	66	423
5243	LISTED	RPR LEAKS IN LINES & TANKS WHERE FROZE, RPL INSULATION	2046	31914	3743
5280	322	REMOVE ASBESTOS PIPING INSUL, FRAGMENTS, VISIBLE PARTICLES	682	10707	302
5285	G-24	RPR SEWER MAINS BETWEEN BREWSTER BLVD & HWY 24	617	9571	2563
5287	M221	RPL COMPRESSORS IN HEAT PUMPS	68	1078	3099
5292	M231 G-24 M241	FLUSH OUT SEWER MAIN	112	1342	285
5721					
5724	BB250	RPL STEAM COIL	34	537	917
5725	A5514	RPL BUTTERFLY VALVE	28	442	1014
5726	FC530	RPL COMPRESSOR IN A/C	19	300	2683
5727	84	MISC ELECTRICAL RPRS	124	1955	4936
5729	517	RPR COMPRESSORS IN A/C SYSTEM	32	525	1235
5731	SH8	RPL COMPRESSOR & DRIER IN A/C	36	591	999
5747	M419	RPL FUSE PANEL W/CIRCUIT BREAKER PANEL	19	311	283
5750	308	RPL A/C COMPRESSOR	17	279	526
			8138	138,519	60,897

DEBBY, (DO ALL BUT THOSE THAT ARE HIGHLIGHTED. (IN yellow))

TO #	BLDG #	BRIEF WORK DISCRIPTION	TOTAL HRS	LABOR COSTS	MATERIAL COSTS
5751	AS226	RPL BROKEN SEWER PIPE	64	870	180
5754	409	RPL 5 TON A/C COMPRESSOR	19	312	787
5755	326	RPL COMPRESSOR IN A/C SYSTEM	17	279	441
5759	G640	RPR DRAIN UNDER SCULLERY	124	1759	688
5760	517	RPL A/C COMPRESSORS	44	722	1169
5761	523	RPL A/C COMPRESSORS	16	262	428
5762	AS4106	INSTALL ELECTRIC SERVICE & WATER LINES	16	262	208
5764	H-1	RPL COMPRESSOR IN A/C SYSTEM	18	296	1138
5766	G480	RPL COMPRESSOR IN A/C SYSTEM	19	312	1452
5767	511	RPL COMPRESSOR IN A/C SYSTEM	12	197	441
5768	UEPH	RPR BALCONY RAILINGS	544	8922	5550
5770	AS4151	RPR REFRACTORY BOILER	40	656	35
5771	TC534	RPL BURNED OUT TRANSFORMER	16	262	3790
5772	FC415	REMOVE/RPL CIRCUIT BREAKER	11	180	1383
5773	BB255	RPL STEAM COIL IN STORAGE TANK	34	557	492
5774	BA104	RPL INSTANTANEOUS HEATER	20	328	2361
5775	MCB-AS	PREPARE & SECURE AREA FOR HURRICANES	0	0	0
5800	AS4025				
5851	G531-534				
5852	122				
5867	AS4151	REMOVE/RPL FEEDWATER PUMP	72	1181	2071 *
5871	AS4151	CLEAN/RPR #18 BOILER	192	3149	706
5873	S47	REMOVE/RPL SEWAGE LIFT PUMP	48	787	2919
5875	M230	INSPECT, CLEAN/RPR #39 BOILER	96	1525	366
5880	AS4151	REMOVE/RPL 6" OIL SUCTION LINE	78	1160	404 *
5881	G650	INSPECT, CLEAN/RPR #84 BOILER	240	3936	2167
5893	BB9	INSPECT, CLEAN/RPR #33 BOILER	200	3280	1093
5894	M136	REMOVE/RPL SEWAGE FLOWMETER	72	988	6387
5895	AS110	REMOVE/RPL FLOW TRANSMITTERS	31	487	7180
5898	TC563	REROUTE CAST IRON SUPERHEATING LINE	47	716	365
5900	1300	CHIP, STRIP, PAINT AMMONIA COMPRESSOR	28	459	22
			2118	33,844	44,204

UNITED STATES MARINE CORPS
Marine Corps Base
Camp Lejeune, North Carolina 28542-5001

11014
FAC

21 MAR 1985

MEMORANDUM FOR THE COMMANDING GENERAL
CHIEF OF STAFF

Subj: BMAR BACKLOG

Encl: (1) Consolidated BMAR Projection (M-1, M-2)

1. The attached BMAR report was prepared in accordance with the reference and was briefed to you by Mr. Cone. The report projects BMAR through FY-89 by taking the beginning BMAR for each year, adding new requirements, subtracting accomplishments (funding) and arriving at an ending BMAR. This compilation and extension of estimates, based on many assumptions, projects our BMAR to be reduced by aproximately $5 million by FY-89 (see enclosure [1]).

2. My discussions with HQMC personnel indicate this report, coupled with the quarterly status report, is an attempt on their part to be able to tell General Crist on a quarterly basis where we stand on BMAR. As you noted during our discusisons recently, this entire report is apparently directly linked to the Congressional mandate to reduce the BMAR. I have no problems with the report so long as the basis for the report is understood by those who use it. I do believe, however, that it would be detrimental if somehow these projections were turned into mandated BMAR reduction goals. I believe BMAR reduction goals would be detrimental for several reasons:

a. The BMAR is literally a snapshot in time. It changes the moment following its completion.

b. The BMAR is not a prioritization for accomplishment but rather is a statement of condition; e.g., when performing maintenance, rehab of a facility will typically include items in the BMAR as well as items not in the BMAR but which should be done at the particular time (BMAR avoidance).

c. The BMAR is affected by many things, some of which are beyond our control:

(1) Rate of deterioration

(2) Funding

(3) Preventive recurring maintenance programs.

(4) Maintenance standards

I hope you share your thoughts

d. Availability of funds affects inspection standards.

3. Assignment of goals obviously implies the desire to attain that goal. The BMAR can certainly be controlled (increased or decreased) at the strike of a pen. I have seen pressure imposed, in 1978 during the validation process, to reduce the BMAR through the validation process. The attached report could easily be interpolated to project a desired result. I believe that would be detrimental to facilities maintenance. In the final analysis the report is somewhat like the drunk leaning against the lamp-post--more for support than illumination!

4. With that said, I recommend signing and forwarding the attached report but resist the effort to have mandated goals imposed upon us.

Very respectfully,

B. W. ELSTON
AC/S, Facilities

CONSOLIDATED BMAR PROJECTION (M-1, M-2)

	FY84	FY85	FY86	FY87	FY88	FY89
1. Beginning BMAR	31,336,000	30,392,202	29,420,089	28,418,812	27,387,498	26,325,243
2. New Requirements	28,709,354	28,681,039	28,651,875	28,621,838	28,590,897	28,523,030
3. Total Requirements	60,045,354	59,073,241	58,071,964	57,040,650	55,978,395	54,884,2[illegible]
4. Total Funding	29,653,152	29,653,152	29,653,152	29,653,152	29,653,152	29,653,152
5. End BMAR	30,392,202	29,420,089	28,418,812	27,387,498	26,325,243	25,231,121

FACILITIES BMAR PROJECTION (M-1)
(IN FY1984 DOLLARS)

		FY84	FY85	FY86	FY87	FY88	FY89
1.	Beginning Code 1&3 BMAR	14,602,000	15,405,856	16,233,827	17,086,637	17,965,032	18,869,778
2.	New M-1 Requirements	24,568,334	24,592,449	24,617,288	24,642,873	24,669,224	24,696,367
3.	Recurring/Specific M-1 Maintenance	13,853,637	13,853,637	13,853,637	13,853,637	13,853,637	13,853,637
4.	New Plant	50,000	50,000	50,000	50,000	50,000	50,000
5.	Non-Recurring M-1 (Code 1&3) Maintenance	9,835,841	9,835,841	9,835,841	9,835,841	9,835,841	9,835,841
6.	Design	390,796	390,796	390,796	390,796	390,796	390,796
7.	BMAR Deterioration	438,060	462,175	487,014	512,599	538,950	566,093
8.	Total M-1/Requirements	39,170,334	39,998,305	40,851,115	41,729,510	42,634,256	43,566,145
9.	Total M-1/Funding	23,764,478	23,764,478	23,764,478	23,764,478	23,764,478	23,764,478
10.	Direct Funds	23,689,478	23,689,478	23,689,478	23,689,478	23,689,478	23,689,478
11.	Military Personnel Contribution	75,000	75,000	75,000	75,000	75,000	75,000
12.	End BMAR	15,405,856	16,233,827	17,086,637	17,965,032	18,869,778	19,801,667

FACILITIES BMAR PROJECTION (M-2)
(IN FY1984 DOLLARS)

		FY84	FY85	FY86	FY87	FY88	FY89
1.	Beginning Code 2&3 BMAR	16,734,000	14,986,346	13,186,262	11,332,175	9,422,466	7,455,465
2.	New M-2 Requirements	4,141,020	4,088,590	4,034,587	3,978,965	3,921,673,	3,826,663
3.	Non-Recurring M-2 (Code 2&3) Maintenance	3,433,019	3,433,019	3,433,019	3,433,019	3,433,019	3,433,019
4.	Design	205,981	205,981	205,981	205,981	205,981	205,981
5.	BMAR Deterioration	502,020	449,590	395,587	339,965	282,673	223,663
6.	Total M-2 Requirement	20,875,020	19,074,936	17,220,849	15,311,140	13,344,139	11,318,128
7.	Total Funding	5,888,674	5,888,674	5,888,674	5,888,674	5,888,674	5,888,674
8.	Direct Funds	5,888,674	5,888,674	5,888,674	5,888,674	5,888,674	5,888,674
9.	Military Personnel Contribution	0	0	0	0	0	0
10.	End BMAR	14,986,346	13,186,262	11,332,175	9,422,466	7,455,465	5,429,454

1453A

FACILITY NAME
UIC
SHEET 1

FACILITIES BMAR PROJECTION (M-1)
(IN FY1984 DOLLARS)

		FY84 (36)	FY85 (50)	FY86 (64)	FY87 (78)	FY88 (92)	FY89 (106)
1.	Beginning Code 1&3 BMAR	14,602,000	15,405,856	16,233,827	17,086,637	17,965,032	18,869,778
2.	New M-1 Requirements (1) *	24,568,334	24,592,449	24,617,288	24,642,873	24,669,224	24,696,367
3.	Recurring/Specific M-1 Maintenance	13,853,637	13,853,637	13,853,637	13,853,637	13,853,637	13,853,637
4.	New Plant NEW FACILITIES	50,000	50,000	50,000	50,000	50,000	50,000
5.	Non-Recurring M-1 (Code 1&3) Maintenance	9,835,841	9,835,841	9,835,841	9,835,841	9,835,841	9,835,841
6.	Design 6%	390,796	390,796	390,796	390,796	390,796	390,796
7.	BMAR Deterioration 3% INT OF *	438060	462,175	487,014	512,599	538,950	566,093
8.	Total M-1/Requirements + 1 & 2 TOTAL OF 1-7 *	39,170,334	39,998,305	40,851,115	41,729,510	42,634,256	43,566,145
9.	Total M-1/Funding + 10 & 11 OPERATING BUDGET	23,764,478	23,764,478	23,764,478	23,764,478	23,764,478	23,764,478
10.	Direct Funds	23,689,478	23,689,478	23,689,478	23,689,478	23,689,478	23,689,478
11.	Military Personnel Contribution	75,000	75,000	75,000	75,000	75,000	75,000
12.	End BMAR LINE 8 - LINE 9	15,405,856	16,233,827	17,086,637	17,965,032	18,869,778	19,801,667

~~ENCLOSURE (4) SHEET 1~~

Encl (1)

FACILITY NAME
UIC
SHEET 2

FACILITIES BMAR PROJECTION (M-2)
(IN FY1984 DOLLARS)

	FY84	FY85	FY86	FY87	FY88	FY89
1. Beginning Code 2&3 BMAR	16,734,000	14,986,346	13,186,262	11,332,175	9,422,466	7,455,465
2. New M-2 Requirements 3+4+5	4,141,020	4,088,590	4,034,587	3,978,965	3,921,673	3,826,663
3. Non-Recurring M-2 (Code 2&3) Maintenance	3,433,019	3,433,019	3,433,019	3,433,019	3,433,019	3,433,019
4. Design	205,981	205,981	205,981	205,981	205,981	205,981
5. BMAR Deterioration 3% of 1	502,020	449,590	395,587	339,965	282,673	223,663
6. Total M-2 Requirement 1+2	20,875,020	19,074,936	17,220,849	15,311,140	13,344,139	11,318,128
7. Total Funding	5,888,674	5,888,674	5,888,674	5,888,674	5,888,674	5,888,674
8. Direct Funds	5,888,674	5,888,674	5,888,674	5,888,674	5,888,674	5,888,674
9. Military Personnel Contribution	0	0	0	0	0	0
10. End BMAR 6-7	14,986,346	13,186,262	11,332,175	9,422,466	7,455,465	5,429,454

~~ENCLOSURE (4) SHEET 2~~

Encl (2)

	MCB	MCAS (H)	TOTAL
FY-82 BMAR			
M-1	8,281,000	700,000	8,981,000
M-2	19,331,000	3,053,000	22,384,000
Code III	24,000	2,000	26,000
TOTAL	27,636,000	3,755,000	31,391,000
FY-83 BMAR			
M-1	12,951,000	1,719,000	14,670,000
M-2	26,759,000	1,316,000	28,075,000
CODE III	12,000	1,000	13,000
TOTAL	39,722,000	3,036,000	42,758,000
FY-84 BMAR			
M-1	13,127,000	1,398,000	14,525,000
M-2	16,113,000	621,000	16,734,000
CODE III	74,000	3,000	77,000
TOTAL	29,314,000	2,022,000	31,336,000

	CAMP LEJEUNE	NEW RIVER	TOTAL
FY 77 BMAR			
Local Funded Code I	3,987.0	487.5	4,474.5
CMC Funded Code II	6,965.3	2,131.7	9,097.0
Demolition Code III	17.3		17.3
Total	10,969.6	2,619.2	13,588.8
FY 78 BMAR			
Local Funded Code I	3,703.7	478.0	4,181.7
CMC Funded Code II	10,743.6	2,697.6	13,441.2
Demolition Code III	17.3		17.3
Total	14,464.6	3,175.6	17,640.2
FY 79 BMAR			
Local Funded Code I	3,710.5	820.6	4,531.1
CMC Funded Code II	13,303.2	2,225.7	15,528.9
Demolition Code III	51.2	26.1	77.3
Total	17,064.9	3,072.4	20,137.3
FY 80 BMAR			
Local Funded Code I	4,876.1	697.6	5,573.7
CMC Funded Code II	9,675.8	2,446.2	12,122.0
Demolition Code III	20.5	1.8	22.3
Total	14,572.4	3,145.6	17,718.0
FY 81 BMAR			
Local Funded Code I	7,507.2	3,673.0	11,180.2
CMC Funded Code II	16,068.0	2,587.0	18,655.0
Demoliton Code III	24.0	2.0	26.0
Total	23,599.2	6,262.0	29,861.2

ATTACHMENT (3)

FISCAL YEAR 1982 TOTAL MAINTENANCE AND REPAIR (M1) BUDGET

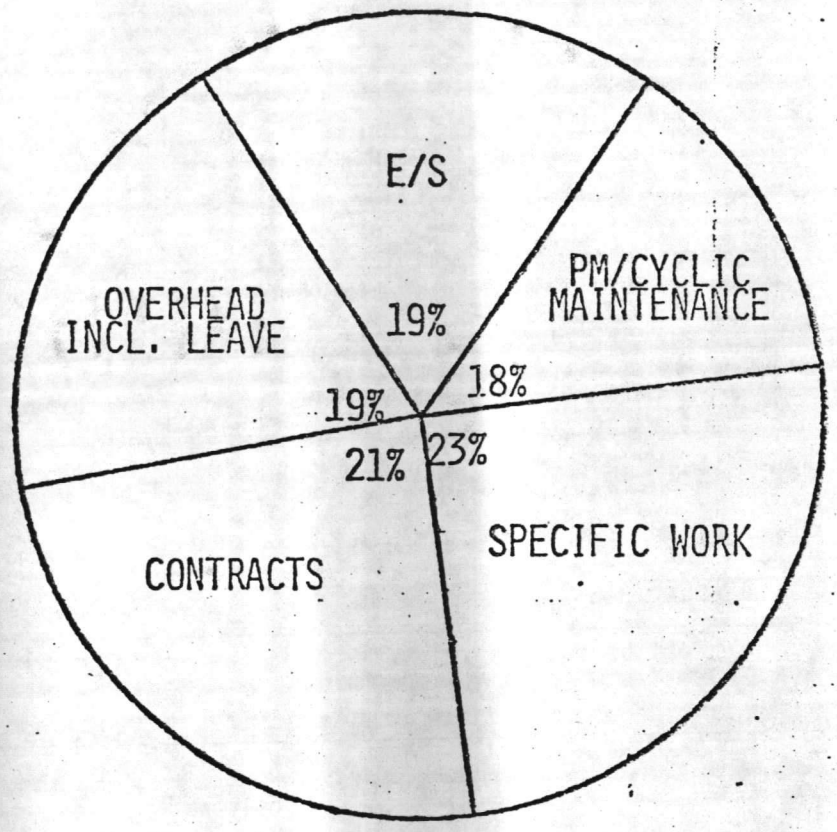

	SUBMITTED	ACTUAL
EMERGENCY/SERVICE	$ 2,836,035	$ 2,968,114
PM/CYCLIC MAINTENANCE	$ 2,786,562	$ 2,918,438
SPECIFIC WORK	$ 3,418,072	$ 3,589,058
CONTRACTS	$ 3,225,556	$ 4,374,546
OVERHEAD (INCLUDING LEAVE)	$ 2,803,377	$ 2,943,277
TOTAL	$15,069,602	$16,793,433

ATTACHMENT (4)

	MCB	MCAS (H)	TOTAL
FY-82 BMAR			
M-1	8,281,000	700,000	8,981,000
M-2	19,331,000	3,053,000	22,384,000
Code III	24,000	2,000	26,000
TOTAL	27,636,000	3,755,000	31,391,000
FY-83 BMAR			
M-1	12,951,000	1,719,000	14,670,000
M-2	26,759,000	1,316,000	28,075,000
CODE III	12,000	1,000	13,000
TOTAL	39,722,000	3,036,000	42,758,000
FY-84 BMAR			
M-1	13,127,000	1,398,000	14,525,000
M-2	16,113,000	621,000	16,734,000
CODE III	74,000	3,000	77,000
TOTAL	29,314,000	2,022,000	31,336,000

	CAMP LEJEUNE	NEW RIVER	TOTAL
FY 77 BMAR			
Local Funded Code I	3,987.0	487.5	4,474.5
CMC Funded Code II	6,965.3	2,131.7	9,097.0
Demolition Code III	17.3		17.3
Total	10,969.6	2,619.2	13,588.8
FY 78 BMAR			
Local Funded Code I	3,703.7	478.0	4,181.7
CMC Funded Code II	10,743.6	2,697.6	13,441.2
Demolition Code III	17.3		17.3
Total	14,464.6	3,175.6	17,640.2
FY 79 BMAR			
Local Funded Code I	3,710.5	820.6	4,531.1
CMC Funded Code II	13,303.2	2,225.7	15,528.9
Demolition Code III	51.2	26.1	77.3
Total	17,064.9	3,072.4	20,137.3
FY 80 BMAR			
Local Funded Code I	4,876.1	697.6	5,573.7
CMC Funded Code II	9,675.8	2,446.2	12,122.0
Demolition Code III	20.5	1.8	22.3
Total	14,572.4	3,145.6	17,718.0
FY 81 BMAR			
Local Funded Code I	7,507.2	3,673.0	11,180.2
CMC Funded Code II	16,068.0	2,587.0	18,655.0
Demoliton Code III	24.0	2.0	26.0
Total	23,599.2	6,262.0	29,861.2

ATTACHMENT (3)

FISCAL YEAR 1982 TOTAL MAINTENANCE AND REPAIR (M1) BUDGET

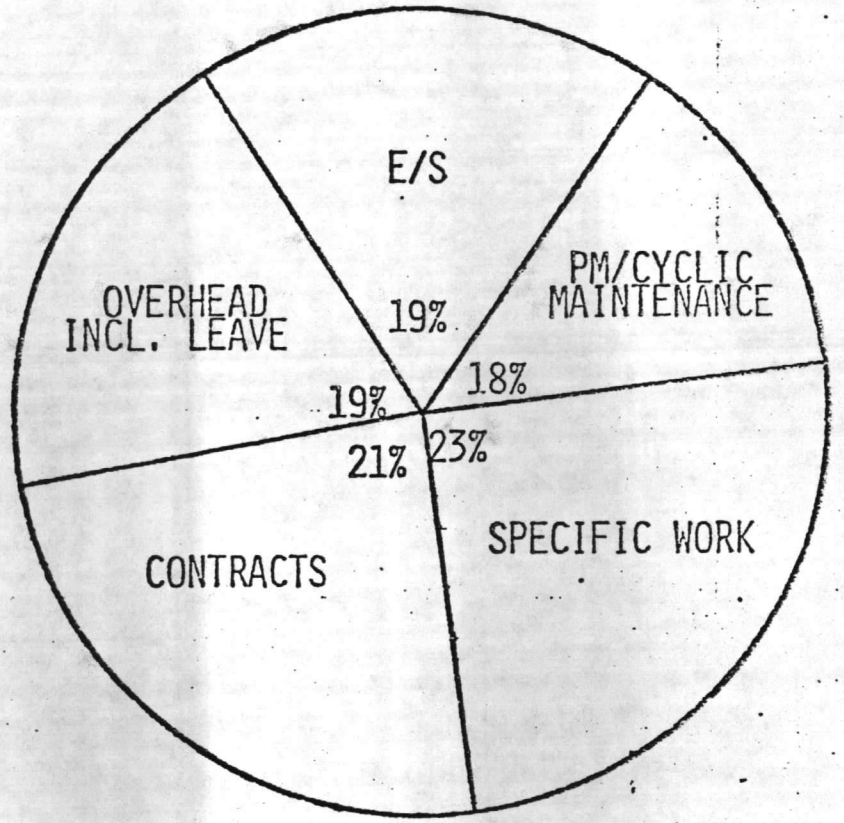

	SUBMITTED	ACTUAL
EMERGENCY/SERVICE	$ 2,836,035	$ 2,968,114
PM/CYCLIC MAINTENANCE	$ 2,786,562	$ 2,918,438
SPECIFIC WORK	$ 3,418,072	$ 3,589,058
CONTRACTS	$ 3,225,556	$ 4,374,546
OVERHEAD (INCLUDING LEAVE)	$ 2,803,377	$ 2,943,277
TOTAL	$15,069,602	$16,793,433

ATTACHMENT (4)

	MCB	MCAS (H)	TOTAL
FY-82 BMAR			
M-1	8,281,000	700,000	8,981,000
M-2	19,331,000	3,053,000	22,384,000
Code III	24,000	2,000	26,000
TOTAL	27,636,000	3,755,000	31,391,000
FY-83 BMAR			
M-1	12,951,000	1,719,000	14,670,000
M-2	26,759,000	1,316,000	28,075,000
CODE III	12,000	1,000	13,000
TOTAL	39,722,000	3,036,000	42,758,000
FY-84 BMAR			
M-1	13,127,000	1,398,000	14,525,000
M-2	16,113,000	621,000	16,734,000
CODE III	74,000	3,000	77,000
TOTAL	29,314,000	2,022,000	31,336,000

	CAMP LEJEUNE	NEW RIVER	TOTAL
FY 77 BMAR			
Local Funded Code I	3,987.0	487.5	4,474.5
CMC Funded Code II	6,965.3	2,131.7	9,097.0
Demolition Code III	17.3		17.3
Total	10,969.6	2,619.2	13,588.8
FY 78 BMAR			
Local Funded Code I	3,703.7	478.0	4,181.7
CMC Funded Code II	10,743.6	2,697.6	13,441.2
Demolition Code III	17.3		17.3
Total	14,464.6	3,175.6	17,640.2
FY 79 BMAR			
Local Funded Code I	3,710.5	820.6	4,531.1
CMC Funded Code II	13,303.2	2,225.7	15,528.9
Demolition Code III	51.2	26.1	77.3
Total	17,064.9	3,072.4	20,137.3
FY 80 BMAR			
Local Funded Code I	4,876.1	697.6	5,573.7
CMC Funded Code II	9,675.8	2,446.2	12,122.0
Demolition Code III	20.5	1.8	22.3
Total	14,572.4	3,145.6	17,718.0
FY 81 BMAR			
Local Funded Code I	7,507.2	3,673.0	11,180.2
CMC Funded Code II	16,068.0	2,587.0	18,655.0
Demoliton Code III	24.0	2.0	26.0
Total	23,599.2	6,262.0	29,861.2

ATTACHMENT (3)

FISCAL YEAR 1982 TOTAL MAINTENANCE AND REPAIR (M1) BUDGET

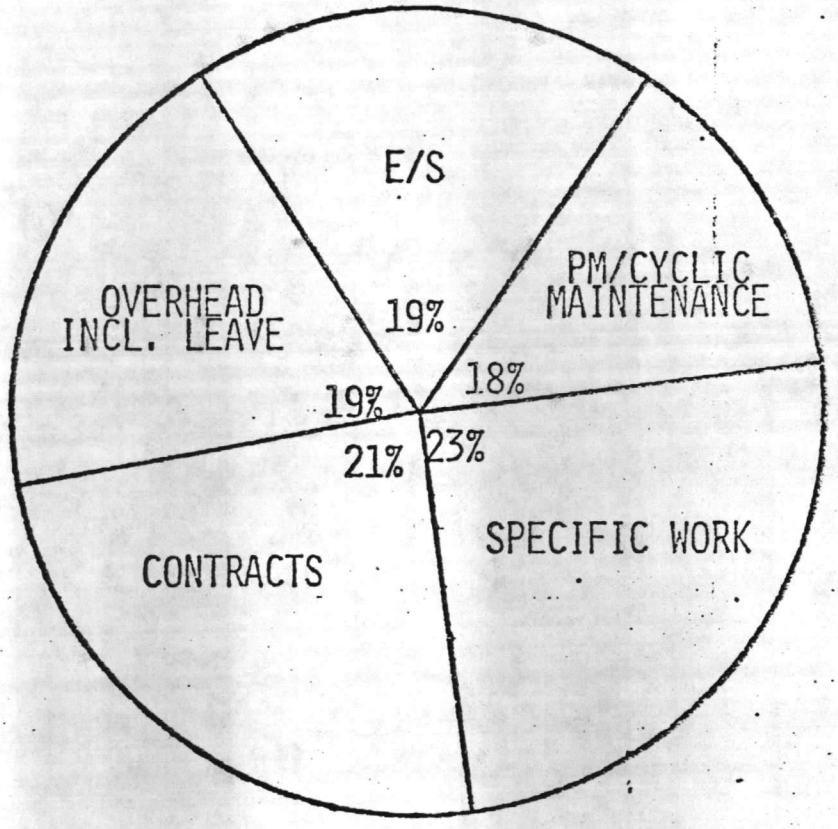

	SUBMITTED	ACTUAL
EMERGENCY/SERVICE	$ 2,836,035	$ 2,968,114
PM/CYCLIC MAINTENANCE	$ 2,786,562	$ 2,918,438
SPECIFIC WORK	$ 3,418,072	$ 3,589,058
CONTRACTS	$ 3,225,556	$ 4,374,546
OVERHEAD (INCLUDING LEAVE)	$ 2,803,377	$ 2,943,277
TOTAL	$15,069,602	$16,793,433

ATTACHMENT (4)