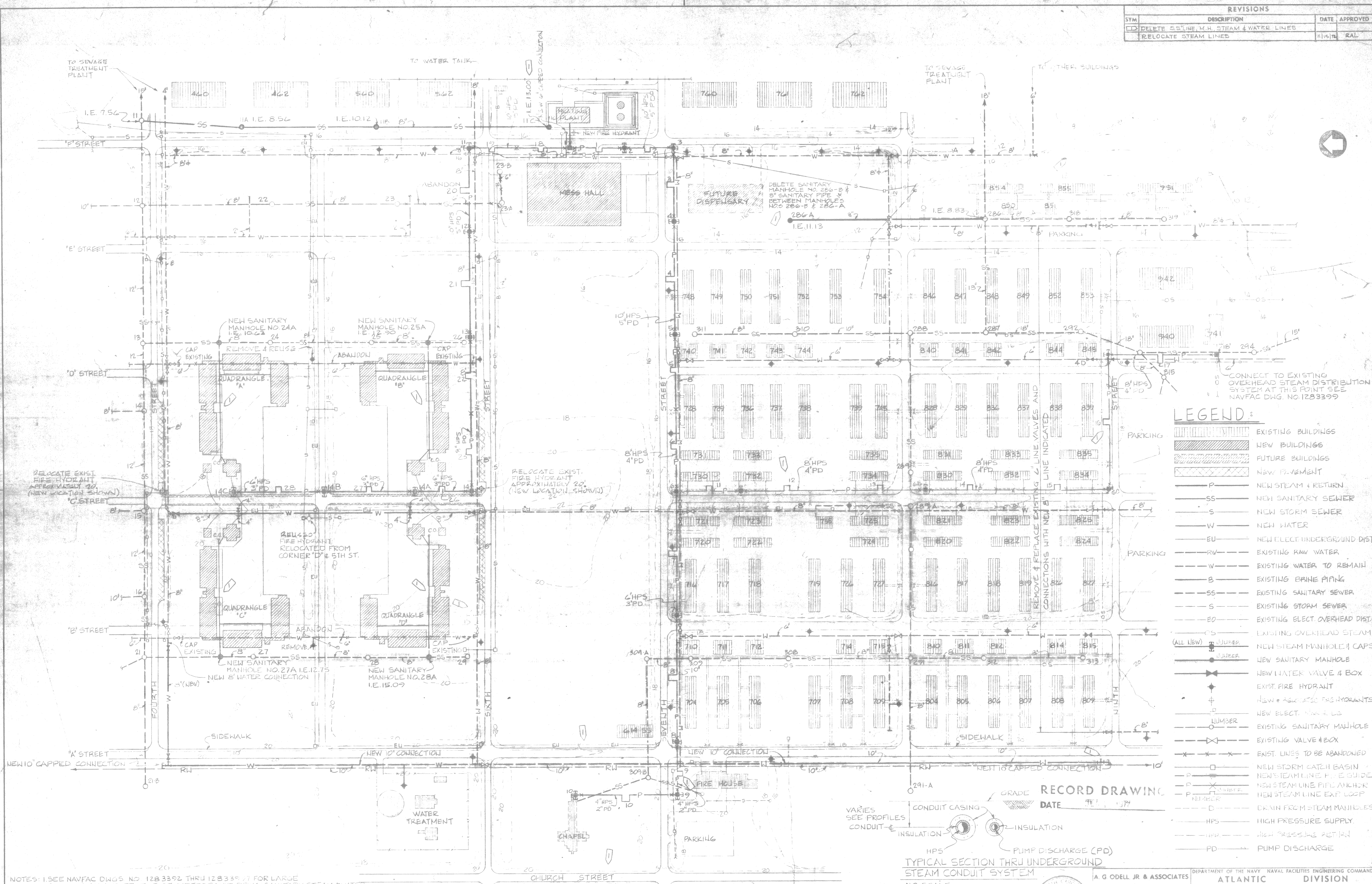
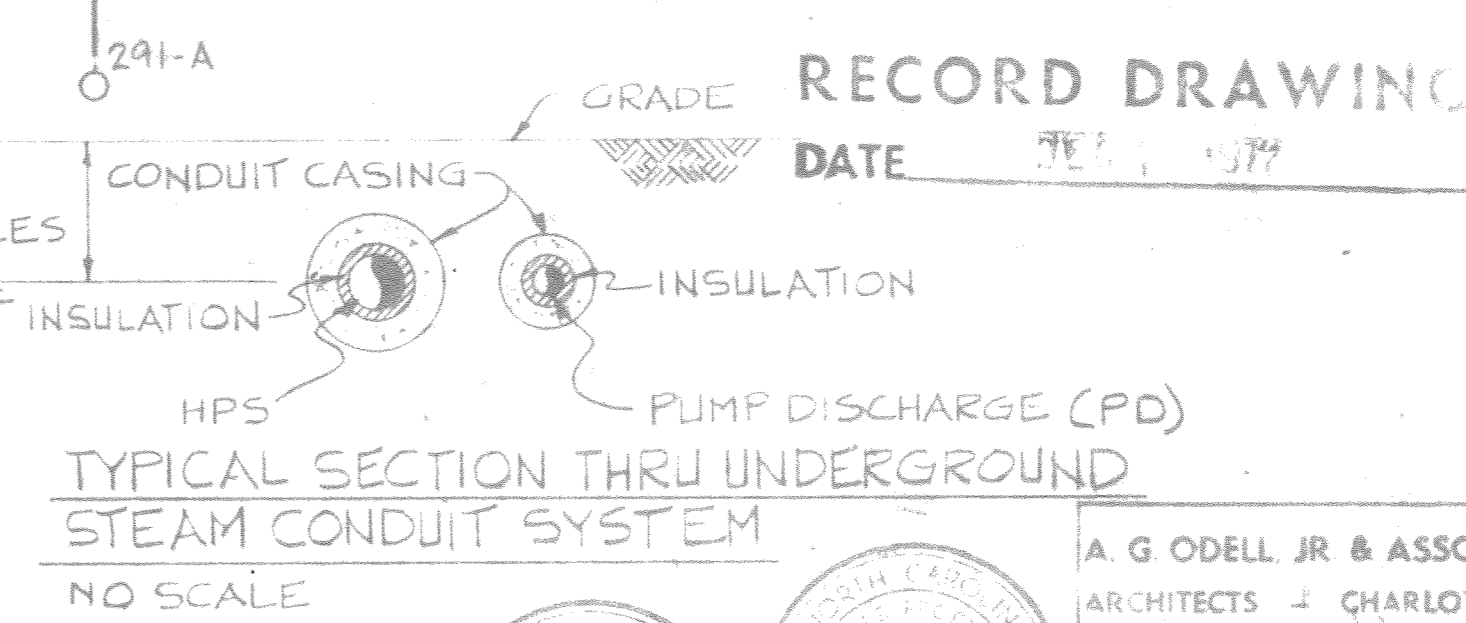


REVISIONS		
SYM	DESCRIPTION	DATE APPROVED
DD	DELETE S.S. LINE, M.H. STEAM & WATER LINES	HHS/RL
RE	RELOCATE STEAM LINES	HHS/RL




LEGEND:

[Hatched Box]	EXISTING BUILDINGS
[Solid Box]	NEW BUILDINGS
[Dotted Box]	FUTURE BUILDINGS
[Cross-hatched Box]	NEW PAVEMENT
P	NEW STEAM & RETURN
SS	NEW SANITARY SEWER
S	NEW STORM SEWER
W	NEW WATER
EU	NEW ELECT. UNDERGROUND DIST.
RV	EXISTING RAW WATER
W	EXISTING WATER TO REMAIN
B	EXISTING BRINE PIPING
SS	EXISTING SANITARY SEWER
S	EXISTING STORM SEWER
EO	EXISTING ELECT. OVERHEAD DIST.
OS	EXISTING OVERHEAD STEAM
(ALL LWB) [Symbol]	NEW STEAM MANHOLE & CAPS
[Symbol]	NEW SANITARY MANHOLE
[Symbol]	NEW WATER VALVE & BOX
[Symbol]	EXIST. FIRE HYDRANT
[Symbol]	NEW & RELOCATED FIRE HYDRANTS
[Symbol]	NEW ELECT. MANHOLE
[Symbol]	EXISTING SANITARY MANHOLE
[Symbol]	EXISTING VALVE & BOX
[Symbol]	EXIST. LINES TO BE ABANDONED
[Symbol]	NEW STORM CATCH BASIN
[Symbol]	NEW STEAM LINE FIRE GUIDE
[Symbol]	NEW STEAM LINE PIPE ANCHOR
[Symbol]	NEW STEAM LINE EXP. LOOP
[Symbol]	DRAIN FROM STEAM MANHOLES
HPS	HIGH PRESSURE SUPPLY
HPR	HIGH PRESSURE RETURN
PD	PUMP DISCHARGE



NOTES: 1. SEE NAVFAC DWG'S NO. 1283392 THRU 1283397 FOR LARGE SCALE PLAN AND PROFILE OF UNDERGROUND FIRING, SANITARY, STEAM & WATER. 2. SEE NAVFAC DWG. NO. 1283428 FOR FINISH GRADES AND SITE WORK AT BARRACKS. 3. SEE NAVFAC DWG. NO. 1283502 FOR FINISH GRADES AND SITE WORK AT MESS HALL. 4. SEE NAVFAC DWG. NO. 1283409 FOR FINISH GRADES AND SITE WORK AT HEATING PLANT. 5. SEE NAVFAC DWG. NO. 1283380 FOR DEMOLITION WORK. 6. SEE NAVFAC DWG. NO. 1283381 FOR STORM DRAINAGE. 7. RELOCATED FIRE HYDRANTS ARE TO BE CLEANED, REPAINTED, AND VALVE ASSEMBLY REPLACED.

SITE PLAN
SCALE: 1" = 100'-0"



THIS SHEET NUMBER U-13
USED FOR DETAIL REFERENCES

A. G. ODELL JR. & ASSOCIATES ARCHITECTS - CHARLOTTE, N. C.		DEPARTMENT OF THE NAVY - NAVAL FACILITIES ENGINEERING COMMAND ATLANTIC DIVISION NAVAL STATION NORFOLK, VIRGINIA	
DESIGNED BY: DRJ/DA/CHK/ECJ	DATE: 10/1/58	SIZE: F	CODE/IDENT. NO.: 80091
APPROVED BY: [Signature]	DATE: 10/1/58	NAVY DRAWING NO.: 1283391	CONSTR. CONTR. NO.: 162420-88B-2016
FIRM MEMBER: [Signature]	DATE: 10/1/58	SCALE: NOTED	SPEC: 88309/67
APPROVED: [Signature]	DATE: 10/1/58		SHEET 21 OF 30

END DWG. NO. 79391

