

WATER TREATMENT PLANT

INDIVIDUAL PLANT DATA

PLANT NO. & LOCATION Rifle Range Bldg. RR-85

The Rifle Range water plant is an ion exchange softening plant with a capacity of 600,000 G.P.D., and is supplied water from 4 deep wells:

The plant consists of the following equipment:

1. 3 Pressure sand filters at 134 G.P.M. each
2. 2 ion exchange softeners at 128 G.P.M. each
3. 2 Filter pumps at 400 G.P.M. each
4. 3 High service pumps, 2 at 500 G.P.M., and 1 at 750 G.P.M.
5. 1 Treated water reservoir at 350,000 gallons, SRR-86
6. 1 Elevated tank, 100,000 gallon capacity SRR-44
7. 2 Wallace & Tiernan chlorinators
8. 1 Backwash holding tank SRR-102
9. ~~1 Auxiliary engine Continental 6 cylinder, gasoline~~
10. 1 Generator, Onan 125 kw *6 CYD*

<u>R. R. WELLS</u> <u>BLDG. NO.</u>	<u>G.P.M.</u>	<u>AUXILIARY</u> <u>ENGINE</u>	<u>MANUFACTURE</u>
45	201	Gasoline	Allis Chalmers
47	104		
97	151		
229	300 cont.	Diesel	Murphy





Table III C 3
WELL SURVEY SHEET

Sheet No. 9

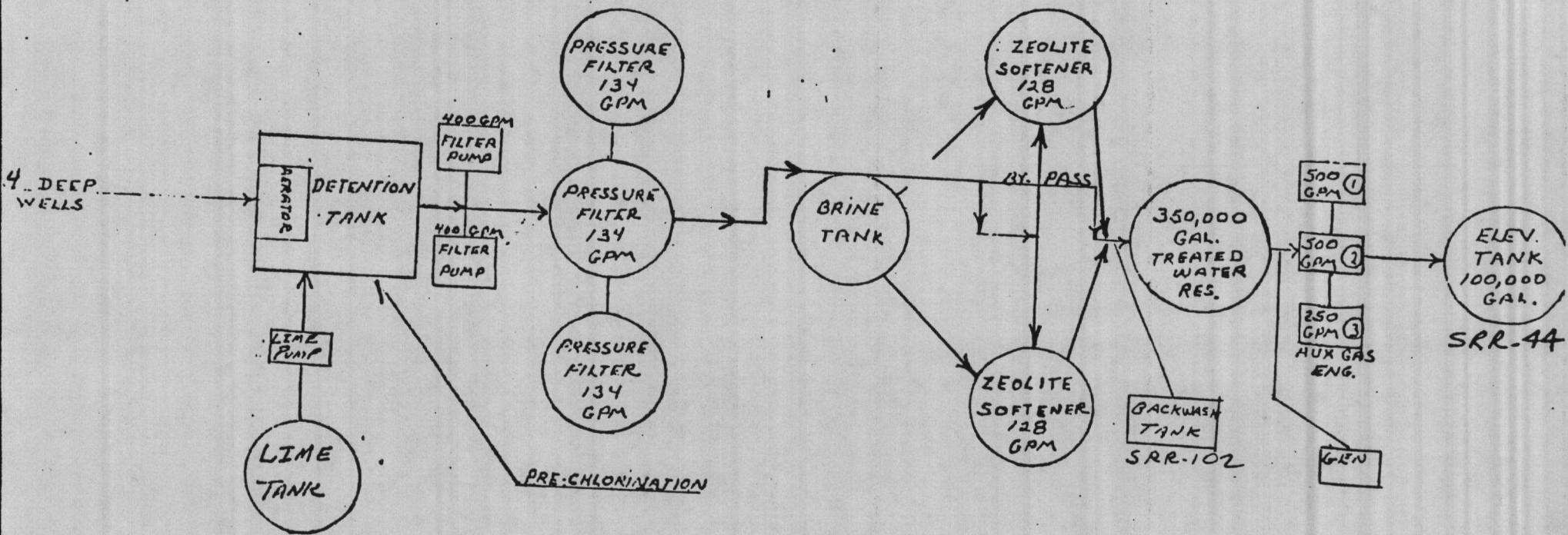
DATE: 20 June 1984


WELL NO.	WELL TYPE	DRILLED DEPTH ft.	STATIC LEVEL (ft)	CASING SIZE (in.)	STAGES	DRAWDOWN AT RATED CAPACITY (feet)	RATED CAPACITY (gpm)	PRESENT CAPACITY (gpm)
RR-45	DRILLED	130'	27'	8"	10	8'	140	100
RR-47	DRILLED	85'	11'	8"	7	6'	250	175
RR-97	DRILLED	200'	52'	8"	13	14'	150	150
New well to replace 227 still under contract 229 ←								

WELL NO.	SPECIFIC CAPACITY (gpm/ft of drawdown)	PUMP HEAD (ft)	MOTOR H. P.	CHLORINATION (AMOUNT)	RESIDUAL CHLORINE (TYPE)	AUXILIARY POWER (TYPE)	DD FORM	
							710	636
RR-45	17.5	205'	15.0			GASOLINE		
RR-47	41.7	109'	20.0					
RR-97 229	10.7	180	10.0					



PLANT BLDG. RR-83
CAPACITY 600,000 GPD
WITH 4 DEEP WELLS
ZEOLITE SOFTENING PLANT





Nathan

STORAGE TANKS - GROUND & ELEVATED

A. HADNOT POINT AREA

S-735 ----- 500,000 Capacity (Ground) (Treated) ✓
S-763 ----- 2,000,000 " " (Treated) ✓
B-20 ----- 800,000 " " (Raw)

ELEVATED TANKS

S-5 ----- 300,000 Capacity, Area #2 ✓
S-29 ----- 300,000 " , Area #5 ✓
S-1000 ----- 300,000 " , Industrial ✓
FC-314 ----- 300,000 " , Force Troops ✓

B. HOLCOMB BLVD. AREA

2,673 2,000,000 Raw
S-671 ----- 1,000,000 Capacity (Ground) (Treated) ✓
2,674 2,000,000 Iron Main

ELEVATED TANKS

S-830 ----- 300,000 Capacity, Berkley Manor ✓
S-2323 ----- 200,000 Capacity, Paradise Point ✓
S-4004 ----- 200,000 " , Midway Park ✓

C. TARAWA TERRACE AREA

STT-39 ----- 750,000 Capacity (Ground) Treated ✓
STT-40 ----- 250,000 Capacity (Elevated) ✓
STT-510 ----- 500,000

D. MONTFORD POINT AREA


SM-179 ----- 400,000 Capacity (Ground) Treated ✓
SM-624 ----- 150,000 Capacity (Elevated) Treated ✓

E. MCAS AREA

MCAS-108 -- 200,000 Capacity (Ground) Treated ✓
MCAS-107 -- 225,000 " " " ✓
MCAS-310 -- 300,000 Capacity (Elevated) ✓
MCAS-4130 - 350,000 Capacity (Elevated) ✓
MOQ-2002 -- 300,000 Capacity (Ground) Emergency Station ✓

CAMP GEIGER

STC-500 --- 272,000 Capacity (Ground) Treated from MCAS ✓
STC-509 --- 600,000 Capacity (Ground) " " " ✓



CAMP GEIGER (Con'T)

STC-606 ---- 100,000 Capacity (Elevated) ✓
STC-1070 --- 100,000 Capacity (Elevated) ✓

F. RIFLE RANGE AREA

SRR-86 ----- 360,000 Capacity (Ground) ✓
SRR-144 ----- ~~300,000~~ Capacity (Elevated) ✓
 250,000


G. COURTHOUSE BAY AREA

SBB-191----- 350,000 Capacity (Ground) ✓ new one 250,000
SBB-25 ----- 100,000 Capacity (Elevated) ✓
SA 44 325,000

H. ONSLOW BEACH AREA

SBA-139 ---- 250,000 Capacity (Ground) ✓
SBA-108 ---- 100,000 Capacity (Elevated) ✓

Amphibian Base -- 6,000 Capacity Pressure Tank (Emergency)



RIFLE RANGE WATER PLANT
600,000 G.P.D. BLDG. RR-85

RESERVOIR

SRR-86 350,000 GAL TRT'D

ELEVATED TANKS

SRR-114 250,000 GAL


MISCELLANEOUS BUILDINGS

SRR-102 BACKWASH PIT

RAW WATER WELLS

RR-45
RR-47

RR-97
RR-229



Nature

STORAGE TANKS - GROUND & ELEVATED

A. HADNOT POINT AREA

S-735 ----- 500,000 Capacity (Ground) (Treated) ✓
S-763 ----- 2,000,000 " " (Treated) ✓
B-20 ----- 800,000 " " (Raw)

ELEVATED TANKS

S-5 ----- 300,000 Capacity, Area #2 ✓
S-29 ----- 300,000 " , Area #5 ✓
S-1000 ---- 300,000 " , Industrial ✓
FC-314 ---- 300,000 " , Force Troops ✓

B. HOLCOMB BLVD. AREA

2,673 2,500,000 Raw
S-671 ----- 1,000,000 Capacity (Ground) (Treated) ✓
2-674 2,000,000 Trans Main

ELEVATED TANKS

S-830 ----- 300,000 Capacity, Berkley Manor ✓
S-2323 ---- 200,000 Capacity, Paradise Point ✓
S-4004 ---- 200,000 " , Midway Park ✓

C. TARAWA TERRACE AREA

STT-39 ---- 750,000 Capacity (Ground) Treated ✓
STT-40 ---- 250,000 Capacity (Elevated) ✓
STT-510 500,000

D. MONTFORD POINT AREA


~~SM-179 ---- 400,000 Capacity (Ground) Treated ✓
SM-624 ---- 150,000 Capacity (Elevated) Treated ✓~~

E. MCAS AREA

MCAS-108 -- 200,000 Capacity (Ground) Treated ✓
MCAS-107 -- 225,000 " " " ✓
MCAS-310 -- 300,000 Capacity (Elevated) ✓
MCAS-4130 - 350,000 Capacity (Elevated) ✓
MOQ-2002 -- 300,000 Capacity (Ground) Emergency Station ✓

CAMP GEIGER

STC-500 --- 272,000 Capacity (Ground) Treated from MCAS ✓
STC-509 --- 600,000 Capacity (Ground) " " " ✓



CAMP GEIGER (Con'T)

STC-606 ----- 100,000 Capacity (Elevated) ✓
STC-1070 --- 100,000 Capacity (Elevated) ✓

F. RIFLE RANGE AREA

SRR-86 ----- 360,000 Capacity (Ground) ✓
SRR-144 ----- ~~100,000~~ Capacity (Elevated) ✓
 250,000

G. COURTHOUSE BAY AREA

SBB-191----- 350,000 Capacity (Ground) ✓
SBB-25 ----- 100,000 Capacity (Elevated) ✓
SA 44 325,000

H. ONSLOW BEACH AREA

SBA-139 ---- 250,000 Capacity (Ground) ✓
SBA-108 ---- 100,000 Capacity (Elevated) ✓

Amphibian Base -- 6,000 Capacity Pressure Tank (Emergency)

