

Well

Static + P/k


WELL PUM

JANUARYFEBRUARYMARCHAPRILMAYJUNE1978  
TARAWA TERRACE

WELL #	STAT.	PUMP LEV.	DRAW DOWN	STAT.	PUMP LEV.	DRAW DOWN	STAT.	PUMP LEV.	DRAW DOWN	STAT.	PUMP LEV.	DRAW DOWN	STAT.	PUMP LEV.	DRAW DOWN	STAT.	PUMP LEV.	DRAW DOWN	REMARKS
TT.																			
26	29'	56'	27	29'	55'	26'	30'	56'	26'	29'	55'	26'	29'	56'	27	30'	55'	25	
30	24'	62	38	24'	60	36	22	58	36	23	56	33	24	56	32	23	58	35	
31																			DOWN
52	32	45	13	31	43	12	32	43	11	32	44	12	28	45	17	30	45	15	
53	31	65	34	32	64	32	30	68	38	32	69	37	32	69	37	31	69	38	
54	31'	60'	29	30'	57	27	30'	60	30	29	59	30	31	59	28	30'	60	30'	

STAT. = STATIC

PUMP LEV. = PUMPING LEVEL



JULY

AUGUST

SEPTEMBER

OCTOBER

NOVEMBER

DECEMBER

1978  
TARAWA TERRACE

WELL #	STAT.	PUMP LEV.	DRAW DOWN	STAT.	PUMP LEV.	DRAW DOWN	STAT.	PUMP LEV.	DRAW DOWN	STAT.	PUMP LEV.	DRAW DOWN	STAT.	PUMP LEV.	DRAW DOWN	STAT.	PUMP LEV.	DRAW DOWN	REMARKS
TT 26	30'	52'	22	29'	48'	19	30'	49'	19	30'	50	20	30'	54	24	30'	52'		
30	24'	58'	34	30	59	29	28'	62	34	30'	57	27	29'	62'	33	31'	64'		
31										30'	38'	8	29'	40'	20				
52	28'	45	17'	30'	43	13	30'	48	18	30'	43'	13	31'	44'	13	34'	47'		
53	31	68	37	27'	68'	41	30'	66'	36							29'	64'		out 10/78
54	31	58	27	30'	57	27	30'	58	28	30'	58	28	31	57	24	31'	58'		

STAT. = STATIC

PUMP LEV. = PUMPING LEVEL



JULY

1978

H.P.

AUGUST

SEPTEMBER

WELL

P

OCTOBER

NOVEMBER

DECEMBER

WELL #	STAT.	PUMP LEV.	DRAW DOWN	STAT.	PUMP LEV.	DRAW DOWN	STAT.	PUMP LEV.	DRAW DOWN	STAT.	PUMP LEV.	DRAW DOWN	STAT.	PUMP LEV.	DRAW DOWN	STAT.	PUMP LEV.	DRAW DOWN	REMARKS
601	38'	27'	11'	39'	25'	14'	38'	18'	20'	37'	25'	12'	36'	15'	21'				
602	41'	14'	27'	42'	12'	30'	44'	9'	35'	43'	9'	34'	42'	10'	32'	42'			
603	46'			46'			38'									44'			
606	25'	15'	10'	60'	42'	18'	60'	42'	18'	59'	42'	17'	58'	35'	23'				
608	36'																		DOWN FOR REPAIR
609	19'	5'	14'	40'	18'	22'	40'	18'	22'	40'	18'	22'	40'	19'	21'	34'	22'	12'	
610	35'	14'	21'	35'	14'	21'				33'	9'	24'	34'			30'	8'	22'	
611	45'	37'	8'	47'	37'	10'	46'	35'	11'										
	<del>52'</del>	<del>28'</del>	<del>24'</del>	50'	<del>26'</del>	<del>24'</del>	50'	<del>25'</del>	<del>25'</del>				67'			58'	40'	18'	
612	52'	28'	24'	50'	26'	24'	50'	25'	25'				48'	40'	8'				AIRLINE messed up.
613																			DOWN
614	35'	24'	11'	37'	25'	12'				32'			40'						
615	36'	21'	15'				35'	23'	12'	32'	22'	10'	35'	18'	17'	32'	19'	18'	

STAT. = STATIC

PUMP LEV. = PUMPING LEVEL



JULY

AUGUST

SEPTEMBER

WELL

P

OCTOBER

NOVEMBER

DECEMBER

1978

H.P.

WELL #	STAT.	PUMP LEV.	DRAW DOWN	STAT.	PUMP LEV.	DRAW DOWN	STAT.	PUMP LEV.	DRAW DOWN	STAT.	PUMP LEV.	DRAW DOWN	STAT.	PUMP LEV.	DRAW DOWN	STAT.	PUMP LEV.	DRAW DOWN	REMARKS
616	35'	20'	15'				35'	10'	25'	35'			35'	10'	25'	35'	10'	25'	
620																			AIR LINE BROKEN
621	25'																		PUMP PULLED 7-28
626	15'	5'	10'	25'	15'	10'	25'	15'	10'	25'	15'	10'	25'	20'	5'	25'	21'	4'	
627	20'	5'	15'	42'	11'	31'	42'	11'	31'	42'	11'	31'	22'	10'	12'		6		
632	21'			50'	30'	20'	50'	30'	20'	48'	30'	18'		30'			35'	25'	10'
633	38'	20'	18'				38'	18'	20'	38'							38'	18'	20'
634	50'	25'	25'	50'	23'	27'		23'									50'	38'	12'
635	50'	25'	25'	50'	25'	25'	50'	25'	25'								50'	25'	25'
636	30'	20'	10'	30'	20'	10'	30'	20'	10'								30'	20'	10'
637	99'	57'	42'				98'	42'	56'				99'	42'	57'		35'		
638	30'	25'	5'	85'	70'	15'	85'	70'	15'	85'	70'	15'	90'	75'	15'	70'	65'	5'	

STAT. = STATIC

PUMP LEV. = PUMPING LEVEL



1  
2  
3  
4  
5  
6  
7  
8  
9  
10  
11  
12  
13  
14  
15  
16  
17  
18  
19  
20  
21  
22  
23  
24  
25  
26  
27  
28  
29  
30  
31  
32  
33  
34  
35  
36  
37  
38  
39  
40  
41  
42  
43  
44  
45  
46  
47  
48  
49  
50  
51  
52  
53  
54  
55  
56  
57  
58  
59  
60  
61  
62  
63  
64  
65  
66  
67  
68  
69  
70  
71  
72  
73  
74  
75  
76  
77  
78  
79  
80  
81  
82  
83  
84  
85  
86  
87  
88  
89  
90  
91  
92  
93  
94  
95  
96  
97  
98  
99  
100

1  
2  
3  
4  
5  
6  
7  
8  
9  
10  
11  
12  
13  
14  
15  
16  
17  
18  
19  
20  
21  
22  
23  
24  
25  
26  
27  
28  
29  
30  
31  
32  
33  
34  
35  
36  
37  
38  
39  
40  
41  
42  
43  
44  
45  
46  
47  
48  
49  
50  
51  
52  
53  
54  
55  
56  
57  
58  
59  
60  
61  
62  
63  
64  
65  
66  
67  
68  
69  
70  
71  
72  
73  
74  
75  
76  
77  
78  
79  
80  
81  
82  
83  
84  
85  
86  
87  
88  
89  
90  
91  
92  
93  
94  
95  
96  
97  
98  
99  
100

1  
2  
3  
4  
5  
6  
7  
8  
9  
10  
11  
12  
13  
14  
15  
16  
17  
18  
19  
20  
21  
22  
23  
24  
25  
26  
27  
28  
29  
30  
31  
32  
33  
34  
35  
36  
37  
38  
39  
40  
41  
42  
43  
44  
45  
46  
47  
48  
49  
50  
51  
52  
53  
54  
55  
56  
57  
58  
59  
60  
61  
62  
63  
64  
65  
66  
67  
68  
69  
70  
71  
72  
73  
74  
75  
76  
77  
78  
79  
80  
81  
82  
83  
84  
85  
86  
87  
88  
89  
90  
91  
92  
93  
94  
95  
96  
97  
98  
99  
100

1  
2  
3  
4  
5  
6  
7  
8  
9  
10  
11  
12  
13  
14  
15  
16  
17  
18  
19  
20  
21  
22  
23  
24  
25  
26  
27  
28  
29  
30  
31  
32  
33  
34  
35  
36  
37  
38  
39  
40  
41  
42  
43  
44  
45  
46  
47  
48  
49  
50  
51  
52  
53  
54  
55  
56  
57  
58  
59  
60  
61  
62  
63  
64  
65  
66  
67  
68  
69  
70  
71  
72  
73  
74  
75  
76  
77  
78  
79  
80  
81  
82  
83  
84  
85  
86  
87  
88  
89  
90  
91  
92  
93  
94  
95  
96  
97  
98  
99  
100

JULY

AUGUST

SEPTEMBER

OCTOBER

NOVEMBER

DECEMBER

WELL

P

Hadnot Point

WELL #	STAT.	PUMP LEV.	DRAW DOWN	STAT.	PUMP LEV.	DRAW DOWN	STAT.	PUMP LEV.	DRAW DOWN	STAT.	PUMP LEV.	DRAW DOWN	STAT.	PUMP LEV.	DRAW DOWN	STAT.	PUMP LEV.	DRAW DOWN	REMARKS
639	35'	10'	25'	35'	10'	25'								30'		51'	23'	28'	
640	22'	5'	17'	22'	5'	17'	50'	20'	30'	50'	12'	38'		10'		45'	40'	5'	
641	80'	48'	32'	80'	43'	37'	82'	45'	37'	80'	32'	48'	85'	49'	36'	87'	49'	38'	
642	63'	44'	19'				86'	30'	56'	86'	30'	56'	58'	38'	20'	85'	50'	35'	
651	101'	22'	79'	102'	24'	78'	99'	24'	75'				100'	24'	76'	99'	25'	74'	
652	99'	42'	57'	99'	35'	64'	98'	38'	60'				97'	38'	59'	82'	40'	42'	
M-1	32'	14'	18'	32'	14'	18'	32'	14'	18'							32'	14'	18'	
M-2	47'	10'	37'	47'	10'	37'	47'	10'	37'							45'	10'	35'	

STAT. = STATIC

PUMP LEV. = PUMPING LEVEL

100 100 100 100 100 100 100 100 100 100

100 100 100 100 100 100 100 100 100 100

100 100 100 100 100 100 100 100 100 100

100 100 100 100 100 100 100 100 100 100

100 100 100 100 100 100 100 100 100 100

100 100 100 100 100 100 100 100 100 100

100 100 100 100 100 100 100 100 100 100

100 100 100 100 100 100 100 100 100 100

100 100 100 100 100 100 100 100 100 100

100 100 100 100 100 100 100 100 100 100

100 100 100 100 100 100 100 100 100 100

100 100 100 100 100 100 100 100 100 100

100 100 100 100 100 100 100 100 100 100

100 100 100 100 100 100 100 100 100 100

100 100 100 100 100 100 100 100 100 100

100 100 100 100 100 100 100 100 100 100

100 100 100 100 100 100 100 100 100 100

100 100 100 100 100 100 100 100 100 100

WELL PUR

JANUARYFEBRUARYMARCHAPRILMAYJUNE

1978 Hadnot Pt.

WELL #	STAT.	PUMP LEV.	DRAW DOWN	STAT.	PUMP LEV.	DRAW DOWN	STAT.	PUMP LEV.	DRAW DOWN	STAT.	PUMP LEV.	DRAW DOWN	STAT.	PUMP LEV.	DRAW DOWN	STAT.	PUMP LEV.	DRAW DOWN	REMARKS
H.P. 601	36'			39'			37'	25'	12'							39'	22'	17'	
602	40'	16'	24'	42'	18'	24'	42'	15'	27'	44'	9'	35'	43'	9'	34'	42'	10'	32'	
603	36'			32'			38'	16'	22'				37'	16'	21'	40'			
606	41'	37'	4'							27'	15'	12'				27'	15'	12'	
609	26'	12'	14'							18'	7'	11'							
610	33'	9'	24'	35'	10'	25'	35'	9'	26'	32'	14'	18'	32'	14'	18'			11'	
611	46'	40'	6'	45'			46'						50'	34'	16'	47'	25'	22'	
612	38'																		
613	35'	20'	15'	30'	25'	5'													
614	35'	25'	10'	35'	22'	13'	37'			31'	15'	16'	31'	22'	9'	35'	25'	10'	
615				40'	25'	15'	40'			31'	31'		31'	22'	9'	37'	18'	19'	
616	30'	22'	8'	40'	25'	15'	35'	25'	10'	35'	10'	25'	30'	10'	20'	30'	10'	20'	

STAT. = STATIC

PUMP LEV. = PUMPING LEVEL



WELL PUM

JANUARY

FEBRUARY

MARCH

APRIL

MAY

JUNE

1978 H.P.

WELL #	STAT.	PUMP LEV.	DRAW DOWN	STAT.	PUMP LEV.	DRAW DOWN	STAT.	PUMP LEV.	DRAW DOWN	STAT.	PUMP LEV.	DRAW DOWN	STAT.	PUMP LEV.	DRAW DOWN	STAT.	PUMP LEV.	DRAW DOWN	REMARKS
620																			AIR LINE BROKEN
621	28'	19'	9'	29'	19'	10'	25'	20'	5'		10'		25'	10'	15'	25'	10'	15'	
626	35'	18'	17'							25'			15'	7'	8'	16'	7'	9'	
627	48'	17'	31'							15'			24'	5'	19'	23'	5'	18'	
632	46'	38'	8'							22'	15'	7'	22'	12'	10'	24'			
633	40'	25'	15'	45'	32'	13'	40'	35'	5'	28'	10'	18'	28'	10'	18'	28'	12'	16'	
634	24'	20'	4'	29'	20'	9'	30'	25'	5'	50'	23'	27'	50'	25'	25'	50'	23'	27'	
635	20'	18'	2'	40'	24'	16'	35'	20'	15'		25'		50'	25'	25'	50'	25'	25'	
636	35'	22'	13'	40'	30'	10'	40'	30'	10'		20'					30'	20'	10'	
637	76'	58'	18'	97'	58'	39'	98'	57'	41'				100'	44'	56'	96'	44'	52'	
638																			
639																			

STAT. = STATIC

PUMP LEV. = PUMPING LEVEL

Handwritten notes, possibly a list or index, with several lines of text.

Handwritten notes, possibly a list or index, with several lines of text.

Handwritten notes, possibly a list or index, with several lines of text.

Handwritten notes, possibly a list or index, with several lines of text.

Handwritten notes, possibly a list or index, with several lines of text.

Handwritten notes, possibly a list or index, with several lines of text.

Handwritten notes, possibly a list or index, with several lines of text.

Handwritten notes, possibly a list or index, with several lines of text.

Handwritten notes, possibly a list or index, with several lines of text.

WELL PUM

JANUARY

FEBRUARY

MARCH

APRIL

MAY

JUNE

1978 H.P.

WELL #	STAT.	PUMP LEV.	DRAW DOWN	STAT.	PUMP LEV.	DRAW DOWN	STAT.	PUMP LEV.	DRAW DOWN	STAT.	PUMP LEV.	DRAW DOWN	STAT.	PUMP LEV.	DRAW DOWN	STAT.	PUMP LEV.	DRAW DOWN	REMARKS
640													25'	8'	17'	22'	9'	13'	
641	80'	49'	31'	85'	42'	43'	82'	47'	35'		48'		81'	48'	33'	82'	43'	39'	
642	93'	40'	53'	95'	45'	50'	94'	45'	49'	86'	50'	36'	86'	50'	36'	81'	42'	39'	
651	101'	25'	76'	100'	25'	75'	105'	24'	81'	107'	25'	82'	104'	27'	77'	105'	28'	77'	
652				103'	27'	76'	100'	25'	75'	99'	35'	64'	99'	35'	64'	99'	40'	59'	
M-1	28'	24'	4'	45'	22'	23'	45'	30'	15'	32'	14'	18'	32'	14'	18'	32'	14'	18'	
M-2	25'	12'	13'	41'	25'	16'	30'	25'	5'	45'	10'	35'		10'		47'	10'	37'	

STAT. = STATIC

PUMP LEV. = PUMPING LEVEL





WELL PUM

JANUARY

FEBRUARY

MARCH

APRIL

MAY


JUNE

1978  
HOLCOMB BLVD.

WELL #	STAT.	PUMP LEV.	DRAW DOWN	STAT.	PUMP LEV.	DRAW DOWN	STAT.	PUMP LEV.	DRAW DOWN	STAT.	PUMP LEV.	DRAW DOWN	STAT.	PUMP LEV.	DRAW DOWN	STAT.	PUMP LEV.	DRAW DOWN	REMARKS
H.B 643	56'	20'	36'	58'	24'	34'	56'	21'	35'	56'	24'	32'	56'	20'	36'	58'	24'	38'	
644	68'	26'	42'	70'	25'	45'	72'	25'	47'	70'	25'	45'	68'	21'	47'	70'	26'	44'	
645	52'	26'	26'	52'	26'	26'	51'	26'	25'	52'	24'	28'	52'	22'	30'	54'	26'	28'	
646	46'	32'	14'	47'	32'	15'	46'	30'	16'	45'	32'	13'	46'	34'	12'	46'	32'	14'	
647	47'	28'	19'	47'	28'	19'	47'	28'	19'	47'	29'	18'	48'	29'	19'	46'	26'	20"	
648	98'	22'	76'	98'	20'	78'	100'	20'	80'	100'	20'	80'	96'	18'	78'	98'	22'	76'	
649	96'			94'			96'			95'			94'	20'	74'	90'	22'	68'	
650	98'	14'	84'	98'	12'	86'	98'	33'	65'	98'	33'	65'	96'	28'	68'	94'	14'	78'	

STAT. = STATIC

PUMP LEV. = PUMPING LEVEL



JULY

AUGUST

SEPTEMBER

OCTOBER

NOVEMBER


DECEMBER

1978  
HOLCOMB BLVD

WELL #	STAT.	PUMP LEV.	DRAW DOWN	STAT.	PUMP LEV.	DRAW DOWN	STAT.	PUMP LEV.	DRAW DOWN	STAT.	PUMP LEV.	DRAW DOWN	STAT.	PUMP LEV.	DRAW DOWN	STAT.	PUMP LEV.	DRAW DOWN	REMARKS
643	58	22	36	56	20	36	57	22	35	58	18	40	56	26	30	54'	26'	28'	
644	68	20	48	70	25	45	68	22	46	68	25	43	68			66'	25'	41'	
645	52	24	28	50	22	28	52	26	26	54	25	29				51'	25'	26'	
646	46'	30	16	PULLED			47												
647	48	30	18	47	28	19	46	30	16	48	26	22	47			47'	28'	19'	
648	98	22	76	96	19	77	98	15	83	98	22	76	100	24	76	98'	22'	76'	
649	92	22	70	92	20	72	94'	20	74	96	24	72	96			96'	18'	78'	
650	88	14	74	92	16	76	94	32	62	96	30	66	94	36	58	98'	30'	68'	

STAT. = STATIC

PUMP LEV. = PUMPING LEVEL



WELL PUM

JANUARY

FEBRUARY

MARCH

APRIL

MAY

JUNE


1978  
MONTFORD POINT

WELL #	STAT.	PUMP LEV.	DRAW DOWN	STAT.	PUMP LEV.	DRAW DOWN	STAT.	PUMP LEV.	DRAW DOWN	STAT.	PUMP LEV.	DRAW DOWN	STAT.	PUMP LEV.	DRAW DOWN	STAT.	PUMP LEV.	DRAW DOWN	REMARKS
M 142	32'	8'	24'	30'	0'	30'	29'	7'	22'	30'	7'	23'	30'	6'	24'				
168	61'	4'	57'	59'	3'	56'	60'	3'	57'	59'	4'	55'	59'	4'	55'				
197	30'	12'	18'	31'	14'	17'	30'	11'	19'	30'	6'	24'	30'	8'	22'				
243	29'	4'	25'	29'	4'	25'				32'	4'	28'	30'	4'	26'				
628	29'	4'	25'	31'	4'	27'	29'	3'	26'	30'	4'	26'	30'	4'	26'				
629	21'			22'			21'			23'			22'						DID NOT RUN WATER BAD.
630	19'			20'			20'			20'			21'						SAME AS ABOVE

PULLED

STAT. = STATIC

PUMP LEV. = PUMPING LEVEL



JULY

AUGUST

SEPTEMBER

OCTOBER

NOVEMBER

DECEMBER


1978  
Montford Point

WELL #	STAT.	PUMP LEV.	DRAW DOWN	STAT.	PUMP LEV.	DRAW DOWN	STAT.	PUMP LEV.	DRAW DOWN	STAT.	PUMP LEV.	DRAW DOWN	STAT.	PUMP LEV.	DRAW DOWN	STAT.	PUMP LEV.	DRAW DOWN	REMARKS
M 142	29	13	16	30	15	15	29	11	18	28	10	18	30	12	18	30'	11'	19'	
168	57	4	53	60	3	57	40	5	55	58	6	52	58	7	51	58'	6'	42'	
197	20	14	6	30	15	15	26	10	16	20	18	2	29	14	15	28'	10'	18'	
243																			out Down
628	30	10	20	31	6	25	29	7	22	30	10	20	30	10	20	29'	9'	20'	
629	23			22			21			22	30	8	22	26	4	21'	26'	5'	
630	20			21'			19'			20	20	0	20	20	0	19'	17'	2'	

STAT. = STATIC

PUMP LEV. = PUMPING LEVEL





WELL PUM

JANUARY

FEBRUARY

MARCH

APRIL

MAY

JUNE

1978

COURTHOUSE BAY

WELL #	STAT.	PUMP LEV.	DRAW DOWN	STAT.	PUMP LEV.	DRAW DOWN	STAT.	PUMP LEV.	DRAW DOWN	STAT.	PUMP LEV.	DRAW DOWN	STAT.	PUMP LEV.	DRAW DOWN	STAT.	PUMP LEV.	DRAW DOWN	REMARKS
BB 44	11'			10'			10'			10'			10'			11'	18'		
164	18'	26'	8'	20'	25'	5'	16'	24'	10'	16'	26'	10'	15'	45'	30'	19'	46'	27'	
220	40'													35'		34'	46'	12'	
221	40'													20'		44'	54'	10'	

STAT. = STATIC      PUMP LEV. = PUMPING LEVEL



JULY

AUGUST

SEPTEMBER

OCTOBER

NOVEMBER

DECEMBER

WELL


P

1978  
COURTHOUSE BAY

WELL #	STAT.	PUMP LEV.	DRAW DOWN	STAT.	PUMP LEV.	DRAW DOWN	STAT.	PUMP LEV.	DRAW DOWN	STAT.	PUMP LEV.	DRAW DOWN	STAT.	PUMP LEV.	DRAW DOWN	STAT.	PUMP LEV.	DRAW DOWN	REMARKS
BB 44	10'	18'	8'	10'	18'	8'	11'	18'	7'	12'	18'	6'	11'	18'	7'	12'	18'	6'	
164	18'	45'	27'	18'	45'	27'	18'	45'	27'	18'	45'	27'	18'	45'	27'	18'	45'	27'	
220	34'	45'	11'	34'	46'	12'	34'	46'	12'	34'	46'	12'	34'	45'	11'	34'	45'	11'	
221	44'	54'	10'	44'	54'	10'	44'	54'	10'	44'	54'	10'	44'	54'	10'	44'	54'	10'	

STAT. = STATIC

PUMP LEV. = PUMPING LEVEL



WELL PUM

JANUARY

FEBRUARY

MARCH

APRIL

MAY


JUNE

1978  
MCAS-110

WELL #	STAT.	PUMP LEV.	DRAW DOWN	STAT.	PUMP LEV.	DRAW DOWN	STAT.	PUMP LEV.	DRAW DOWN	STAT.	PUMP LEV.	DRAW DOWN	STAT.	PUMP LEV.	DRAW DOWN	STAT.	PUMP LEV.	DRAW DOWN	REMARKS
106																			77.5 - AIR LINE
131																			
161																			
163		38'		18'	32'	14'													
164	18'	32'	14'	20'	32'	12'													
165	22'	50'	28'	28'												25'			
166	22'			22'														42'	
203			No Air Line																
3506																			
4140																			
4150						84'													
5001																			

STAT. = STATIC

PUMP LEV. = PUMPING LEVEL



WELL PUM

JANUARY

FEBRUARY

MARCH

APRIL

MAY


JUNE

1978  
MCAS-110

WELL #	STAT.	PUMP LEV.	DRAW DOWN	STAT.	PUMP LEV.	DRAW DOWN	STAT.	PUMP LEV.	DRAW DOWN	STAT.	PUMP LEV.	DRAW DOWN	STAT.	PUMP LEV.	DRAW DOWN	STAT.	PUMP LEV.	DRAW DOWN	REMARKS
5009																			75' AIRLINE

STAT. = STATIC      PUMP LEV. = PUMPING LEVEL





WELL PUM

JANUARY

FEBRUARY

MARCH

APRIL

MAY


JUNE

1978  
CAMP GEIGER

WELL #	STAT.	PUMP LEV.	DRAW DOWN	STAT.	PUMP LEV.	DRAW DOWN	STAT.	PUMP LEV.	DRAW DOWN	STAT.	PUMP LEV.	DRAW DOWN	STAT.	PUMP LEV.	DRAW DOWN	STAT.	PUMP LEV.	DRAW DOWN	REMARKS
TC 100		No	AIR	LINE															
201		40'		23'	35'	12'													
502	40'			30'			23								32'				
504							24'												
600	26'	42	16'	21	35	14									36'				
604	35	50	15	22'	35	13													
700		40													38				
901	40'	50'	10'	28'	44'	16'									25'	44'	19'		
1000	26'			28'															
1001	40'	46'	6'	21'	32'	11'													
5009																			

STAT. = STATIC

PUMP LEV. = PUMPING LEVEL



## WELL

JULY

AUGUST

SEPTEMBER

OCTOBER

NOVEMBER

DECEMBER

1978

CAMP GEIGER

WELL #	STAT.	PUMP LEV.	DRAW DOWN	STAT.	PUMP LEV.	DRAW DOWN	STAT.	PUMP LEV.	DRAW DOWN	STAT.	PUMP LEV.	DRAW DOWN	STAT.	PUMP LEV.	DRAW DOWN	STAT.	PUMP LEV.	DRAW DOWN	REMARKS
TC 100																			
		NO	AIR	LINE															
201	34	48	14							33	44	11	35	45	10	46	22	24	
502	28'									33'			31'			35	30	5'	
504	25'	50'	25'							35'	57'	22	9'	32	23				
600	32	45	13							23'	27'	4'	23	27'	4				
604	32'	53	21'								25'					34'	40'	6'	
700	36'									17'	17'		19'			36'	21'	15'	
901	22'									27'	34'	7'	28'	36'	8'	33'			
1000	32'	52'	20'							9'	32'	23	10'	32	22'				Down
1001	28'						40'			22'	40'	18	23	40'	17'			22'	

STAT. = STATIC

PUMP LEV. = PUMPING LEVEL



## WELL

JULY

AUGUST

SEPTEMBER

OCTOBER

NOVEMBER


DECEMBER

1979  
HAD NOT PAINT

WELL #	STAT.	PUMP LEV.	DRAW DOWN	STAT.	PUMP LEV.	DRAW DOWN	STAT.	PUMP LEV.	DRAW DOWN	STAT.	PUMP LEV.	DRAW DOWN	STAT.	PUMP LEV.	DRAW DOWN	STAT.	PUMP LEV.	DRAW DOWN	REMARKS
601				OUT															
602													33'	60'	22'	35'	58'	23'	
603				OUT		28'													
606	30'				58'			59'		30'	60'	30'		59'					
608	37'			OUT			38'			40'	58'	18'	43'	60'	17'	42'	59'	17'	
609	30'	52'	22'	50'	20'					32'				49'					
610				OUT									25'	48'	23'	23'	48'	25'	
611	39'	47'	8'	OUT															
612	40'	50'	10'	41'	50'					37'	48'	11'	41'	50'	9'	49'	42'	7'	60' AIRLINE
613																			
614				OUT															
615	14'	42'	28'	35'	43'			40'		30'	40'	10'	33'	42'	9'	28'	40'	12'	46' AIRLINE

STAT. = STATIC

PUMP LEV. = PUMPING LEVEL



JULY

AUGUST

SEPTEMBER

OCTOBER

NOVEMBER

DECEMBER

WELL


1979  
HADNOT POINT

WELL #	STAT.	PUMP LEV.	DRAW DOWN	STAT.	PUMP LEV.	DRAW DOWN	STAT.	PUMP LEV.	DRAW DOWN	STAT.	PUMP LEV.	DRAW DOWN	STAT.	PUMP LEV.	DRAW DOWN	STAT.	PUMP LEV.	DRAW DOWN	REMARKS	
616	35'			35'	10'		?	?	35'	10'	25'					35'	10'	25'		
617				out						37'	74'	37'	38'	60'	22'	30'	58'	28'		
619	35'	55'	20'	35'	51'	22'		52'		37'	58'	21'	36'	54'	18'	38'	55'	17'	99' AIR LINE	
620				out																
621				out																
625				out																
626		51'						40'	20'	20'				51'						
627								Down												
632	23'	55'	32'	50'	21'			25'	57'	28'				55'			55'			
633	38'			38'	25'			25'										38'	18'	20'
634				20'	50'	30'		20'	50'											
635	50'	25'	25'	50'	38'	12'		50'	38'	12'										

STAT. = STATIC

PUMP LEV. = PUMPING LEVEL





JULY

AUGUST

SEPTEMBER

OCTOBER

NOVEMBER

DECEMBER


WELL

1979  
HADNOT POINT

WELL #	STAT.	PUMP LEV.	DRAW DOWN	STAT.	PUMP LEV.	DRAW DOWN	STAT.	PUMP LEV.	DRAW DOWN	STAT.	PUMP LEV.	DRAW DOWN	STAT.	PUMP LEV.	DRAW DOWN	STAT.	PUMP LEV.	DRAW DOWN	REMARKS
636	30'	20'	10'	30'	58'	28'	30'												
637										73'	78'	5'	60'	78'	18'	69'	95'	26'	
638							60'												
639	20'				75'		20'	75'	55'	20'	75'	55'		76'					
640	20'	30'		22'			20'			20'	53'	33'		50'					
641	38'	81'	43'	49'	81'	32'	40'			42'	80'	38'	40'	80'	40'	50'	81'	31'	
642				Out															
650																			
651	68'	95'	27'	68'	95'	33'	68'	94'	26'	68'	100'	32'	68'	97'	29'	67'	102'	35'	125' AIRLINE
652										99'	100'	1'	95'	98'	3'	93'	97'	4'	
M-1		14'					?	?											"Down"
M-2	39'	10'	29'	39'	10'	29'	?	?											

STAT. = STATIC

PUMP LEV. = PUMPING LEVEL



WELL PUM

JANUARYFEBRUARYMARCHAPRILMAYJUNE1979  
HADNOT POINT

WELL #	STAT.	PUMP LEV.	DRAW DOWN	STAT.	PUMP LEV.	DRAW DOWN	STAT.	PUMP LEV.	DRAW DOWN	STAT.	PUMP LEV.	DRAW DOWN	STAT.	PUMP LEV.	DRAW DOWN	STAT.	PUMP LEV.	DRAW DOWN	REMARKS
601					15'		36'	14'	22'										
602							38'	7'	31'										
603	35'	15'	20'																
606	60'	38'	22'	60'			58'						57'	30'	27'	66'	40'	26'	
608																		37'	
609		23'		44'	19'	25'		19'					50'	20'	30'	50'	26'	24'	
610		10'																	PULLED 2/12/79
611	22'	12'	10'	20'						24'			25'	10'	15'	30'	15'	15'	
612	34'	25'	9'		65'	42'	23'			72'	42'	30'	70'	42'	28'	38'	28'	10'	
613		DOWN																	
614		CAVED																	
615	24'	9'	15'		25'	11'	14'			25'	10'	15'	19'	9'	10'	30'	18'	12'	

STAT. = STATIC

PUMP LEV. = PUMPING LEVEL



WELL PUM

JANUARY

FEBRUARY

MARCH

APRIL

MAY

JUNE

1979

HADNOT POINT

WELL #	STAT.	PUMP LEV.	DRAW DOWN	STAT.	PUMP LEV.	DRAW DOWN	STAT.	PUMP LEV.	DRAW DOWN	STAT.	PUMP LEV.	DRAW DOWN	STAT.	PUMP LEV.	DRAW DOWN	STAT.	PUMP LEV.	DRAW DOWN	REMARKS
616	35'	10'	25'	35'			35'									35'	10'	25'	
620																			NO AIR LINE
621																			DOWN
626	30'	24'	6'	25'	11'	14'		15'					35'	15'	20'	35'	25'	10'	
627	45'			55'	42'	13'		65'					44'						
632	50'	26'	24'					53'					55'	25'	30'	56'	15'	41'	
633	38'	18'	20'		18'		38'	18'	20'	18'			38'			38'	18'	20'	
634	50'																		DOWN
635	50'	25'	25'	50'	25'	25'				49'	25'	24'	50'	35'	15'	50'	25'	25'	
636																			AIR LINE STOPPED UP.
637	57'	35'	22'		24'														NAME TAKEN
638	65'							85'											DOWN

STAT. = STATIC

PUMP LEV. = PUMPING LEVEL



WELL PUM

JANUARY

FEBRUARY

MARCH

APRIL

MAY

JUNE

1979


HADNOT POINT

WELL #	STAT.	PUMP LEV.	DRAW DOWN	STAT.	PUMP LEV.	DRAW DOWN	STAT.	PUMP LEV.	DRAW DOWN	STAT.	PUMP LEV.	DRAW DOWN	STAT.	PUMP LEV.	DRAW DOWN	STAT.	PUMP LEV.	DRAW DOWN	REMARKS
639		23'		40'	25'	15'	80'						82'	30'	52'	86'	26'	60'	
640		21'		52'			55'						56'	15'	41'	60'	12'	48'	
641	80'	42'	38'	85'						84'	44'	40'	85'	50'	35'	89'	48'	41'	
642	72'	50'	22'	90'	60'	30'													
651	98'	20'	78'	98'	24'	74'				95'	25'	70'	105'	22'	83'	99'	24'	75'	
652	98'	40'	58'		26'		97'	38'	59'		37'					100'	26'	74'	
M-1	32'	14'	18'	32'	14'	18'	32'			32'			32'			32'	14'	18'	
M-2	39'	30'	9'	39'	10'	29'	47'	10'	37'				47'			39'			
617																			
619										45'	45'					60'	22'	38'	

STAT. = STATIC

PUMP LEV. = PUMPING LEVEL





DIRECT  
READING  
JANUARY

FEBRUARY

MARCH

APRIL

MAY

JUNE

WELL

PUMP


1979

TARAWA TERRACE

WELL #	STAT.	PUMP LEV.	DRAW DOWN	STAT.	PUMP LEV.	DRAW DOWN	STAT.	PUMP LEV.	DRAW DOWN	STAT.	PUMP LEV.	DRAW DOWN	STAT.	PUMP LEV.	DRAW DOWN	STAT.	PUMP LEV.	DRAW DOWN	REMARKS
26	31'	50'	19'	30'	52'	22'	28'	54'	26'	30'	56'	26'				30'	56'	26'	
30	30'	64'	34'	30'	60'	30'	26'	64'	38'	30'	64'	34'				29'	64'	35'	
31	out 11/23/78																		
52	34'	46'	12'	31'	47'	14'	32'	48'	16'		48'					31'	44'	13'	
53	29'	62'	33'	31'	70'	39'	29'	69'	40'	35'						33'			
54	31'	57'	26'	32'	60'	28'	30'	58'	28'	31'	58'	27'				32'	57'	25'	
67							44'	69'	25'	42'	72'	30'				42'	69'	27'	

STAT. = STATIC

PUMP LEV. = PUMPING LEVEL



DIRECT  
READING  
JULY

WELL

AUGUST

SEPTEMBER

OCTOBER

NOVEMBER

DECEMBER


1979

TARAWA TERRACE

WELL #	STAT.	PUMP LEV.	DRAW DOWN	STAT.	PUMP LEV.	DRAW DOWN	STAT.	PUMP LEV.	DRAW DOWN	STAT.	PUMP LEV.	DRAW DOWN	STAT.	PUMP LEV.	DRAW DOWN	STAT.	PUMP LEV.	DRAW DOWN	REMARKS
26	31'	56'	25'				31'	56'	25'										
30	30'			30'	64'	34'	32'	64'	32'										
31	31'	58'	27'	30'	58'	28'	26'	58'	32'										
52	31'	46'	15'	30'	43'	13'	31'	48'	19'										
53	31'	58'	27'																
54				30'	60'	30'		33'											
67	40'	68'	28'	40'	68'	28'	38'	69'	31'										

STAT. = STATIC

PUMP LEV. = PUMPING LEVEL



WELL PUM

JANUARY

FEBRUARY

MARCH

APRIL

MAY


JUNE

1979  
Holcomb BLVD.

WELL #	STAT.	PUMP LEV.	DRAW DOWN	STAT.	PUMP LEV.	DRAW DOWN	STAT.	PUMP LEV.	DRAW DOWN	STAT.	PUMP LEV.	DRAW DOWN	STAT.	PUMP LEV.	DRAW DOWN	STAT.	PUMP LEV.	DRAW DOWN	REMARKS
643	56'	22'	34'	56'	22'	34'	56'	18'	38'										
644	68'	20'	48'	66'	22'	44'	66'	26'	40'										
645	52'	26'	26'	53'	26'	27'	52'	26'	26'										
646																			
647	48'	29'	19'	46'	28'	18'	47'	28'	19'	46'	18'	28'							
648	98'	18'	80'	98'	18'	80'	100'	20'	80'	98'	18'	80'							
649	94'	16'	78'	96'	17'	79'	98'	18'	80'	92'	20'	72'							
650	94'	36'	58'	95'	35'	60'	96'	36'	60'	99'	10'	89'							

STAT. = STATIC

PUMP LEV. = PUMPING LEVEL



JULY

AUGUST

SEPTEMBER

OCTOBER

NOVEMBER

DECEMBER


1979  
HOLCOMB BLVD.

WELL #	STAT.	PUMP LEV.	DRAW DOWN	STAT.	PUMP LEV.	DRAW DOWN	STAT.	PUMP LEV.	DRAW DOWN	STAT.	PUMP LEV.	DRAW DOWN	STAT.	PUMP LEV.	DRAW DOWN	STAT.	PUMP LEV.	DRAW DOWN	REMARKS
643		24'					56'	26'	30'	58'	22'	36'	56'			56'			
644		28'						none TAKEN		68'	20'	48'	69'	24'	45'	68'	48'	20'	
645		26'						" "		54'	25'	29'		26'			26'		
646	46'							none TAKEN					48'			45'			
647		20'						" "		46'			46'	28'		48'	26'	22'	
648		20'					98'	18'	80'	100'	20'	80'		20'		98'	22'	76'	
649		20'						none TAKEN		96'			96'	22'			22'		
650		34'						" "		100'	32'		100'	30'	70'	100'	30'	70'	

STAT. = STATIC

PUMP LEV. = PUMPING LEVEL






WELL PUM

JANUARYFEBRUARYMARCHAPRILMAYJUNE1979  
MONTEFORD POINT

WELL #	STAT.	PUMP LEV.	DRAW DOWN	STAT.	PUMP LEV.	DRAW DOWN	STAT.	PUMP LEV.	DRAW DOWN	STAT.	PUMP LEV.	DRAW DOWN	STAT.	PUMP LEV.	DRAW DOWN	STAT.	PUMP LEV.	DRAW DOWN	REMARKS
M 142	29'	7'	22'	30'	11'	19'				29'	10'	17'		25'		24'	9'	15'	
168	58'	6'	52'	58'	14'	44'	60'	4'	56'	58'	6'	52'		55'		58'	7'	51'	
199	29'	16'	13'	28'	18'	10'	26'	15'	11'	26'	16'	10'		35'		25'	15'	10'	
243																			
628	29'	9'	20'	20'	12'	8'	28'	9'	19'	28'	9'	19'		30'		26'	11'	15'	
629				21'	24'	3'	20'	24'	4'	21'	24'	3'		35'		18'			
630				19'	20'	1'	21'	17'	4'	17'	21'	4'	30'			22'			

STAT. = STATIC

PUMP LEV. = PUMPING LEVEL



## WELL

JULY

AUGUST

SEPTEMBER

OCTOBER

NOVEMBER

DECEMBER

1979  
MONTFORD POINT

WELL #	STAT.	PUMP LEV.	DRAW DOWN	STAT.	PUMP LEV.	DRAW DOWN	STAT.	PUMP LEV.	DRAW DOWN	STAT.	PUMP LEV.	DRAW DOWN	STAT.	PUMP LEV.	DRAW DOWN	STAT.	PUMP LEV.	DRAW DOWN	REMARKS
142	25'	36'	11'	28'			28'	10'	18'	27'	9'	18'						27'	
168	56'	62'	6'	56'			58'	7'	51'	58'	8'	50'	58'	7'	51'	56'			
197	29'	41'	12'	28'	41'	13'	27'	12'	15'	28'	13'	15'	28'	12'	16'	27'			
243																			
628	28'	37'	9'		30'		28'	9'	19'	28'	6'	22'	30'	8'	22'			30'	
629	22'	46'	24'	31'	48'	17'	21'	26'	5'	20'			22'	16'	6'			20'	
630	20'			32'			30'			21'			28'					28'	

STAT. = STATIC

PUMP LEV. = PUMPING LEVEL

Handwritten notes at the top of the page, possibly a title or header.

Handwritten notes in the upper middle section.

Handwritten notes in the middle section.

Handwritten notes in the lower middle section.



Handwritten notes in the lower section.

Handwritten notes in the bottom middle section.

Handwritten notes at the bottom of the page.

WELL PUM

JANUARY

FEBRUARY

MARCH

APRIL

MAY


JUNE

1979  
MCAS-110

WELL #	STAT.	PUMP LEV.	DRAW DOWN	STAT.	PUMP LEV.	DRAW DOWN	STAT.	PUMP LEV.	DRAW DOWN	STAT.	PUMP LEV.	DRAW DOWN	STAT.	PUMP LEV.	DRAW DOWN	STAT.	PUMP LEV.	DRAW DOWN	REMARKS	
7C 100																				NO AIR LINE
201	38'	30'	8'	38'			52'	7'	45'	20'	19'	1'	51'	30'	21'	14'	22'	8'		
502	39'	36'	23'	35'	20'	15'	38'			30'	22'	8'	37'	31'	6'	26'	32'	6'		
504	70'	12'	58'	70'	14'	56'	40'	15'	25'	38'	10'	28'	40'	13'	27'					
600	36'	22'	14'	38'	26'	12'	37'	31'	6'	37'	14'	23'	36'	30'	6'	25'	33'	8'		
604																10'	39'	29'		
700	38'	15'	23'	40'			41'	20'	21'	40'	5'	35'	39'	13'	26'	13'	43'	30'		
901	44'	32'	12'	36'			38'			38'	29'	9'	18'	31'	13'	23'				
1000																				Down Down
1001	42'	26'	16'					33'		44'	25'	19'	35'	22'	13'	40'	28'	12'		
MCAS 106		40'		60'	51'	9'	61'	53'	8'	63'	53'	10'		52'		58'	51'	7'		
131																				

STAT. = STATIC

PUMP LEV. = PUMPING LEVEL



WELL PUMP

JANUARY

FEBRUARY

MARCH

APRIL

MAY

JUNE

1979  
MCAS-110

WELL #	STAT.	PUMP LEV.	DRAW DOWN	STAT.	PUMP LEV.	DRAW DOWN	STAT.	PUMP LEV.	DRAW DOWN	STAT.	PUMP LEV.	DRAW DOWN	STAT.	PUMP LEV.	DRAW DOWN	STAT.	PUMP LEV.	DRAW DOWN	REMARKS
MCAS 161 <sup>o</sup>	20'	54'	34'	26'	65'	29'	19'	60'	41'	18'	58'	40'	19'	53'	34'	35'	55'	20'	
143 <sup>o</sup>	10'	37'	27'		17'			38'		10'	39'	29'				10'	37'	27'	
164 <sup>p</sup>	24'	28'	4'	27'	30'	3'	23'	30'	7'	22'	28'	6'	23'	28'	5'	24'	28'	4'	
165 <sup>o</sup>	33'			32'						32'			9'	39'	30'				
164 <sup>p</sup>	30'	25'	5'	21'	24'	3'	21'	24'	3'	20'	23'	3'	20'	22'	2'	20'	32'	12'	
203																			NO FITTING OR GUAGE
3506																			
4140							94'	90'	4'	96'									
4150	60'						82'	80'	2'	86'	78'	8'	89'			30'	40'	10'	
5001																			AIR LINE STOPPED UP
5009							68'	52'	18'	72'	26'	46'				68'	22'	46'	
TC 202	60'	32'	28'	62'	32'	30'	62'	36'	26'	61'	38'	23'							

STAT. = STATIC

PUMP LEV. = PUMPING LEVEL





JULY

AUGUST

WELL

SEPTEMBER

OCTOBER

NOVEMBER

DECEMBER

1979  
MCAS-110

WELL #	STAT.	PUMP LEV.	DRAW DOWN	STAT.	PUMP LEV.	DRAW DOWN	STAT.	PUMP LEV.	DRAW DOWN	STAT.	PUMP LEV.	DRAW DOWN	STAT.	PUMP LEV.	DRAW DOWN	STAT.	PUMP LEV.	DRAW DOWN	REMARKS
TC 100	NO AIR LINE																		
201	10'	30'	20'	11'	28'	17'	9'	30'	21'	8'						9'	26'	17'	
502	25'	31'	6'	26'	33'	7'	26'	31'	5'	30'						29'	35'	6'	
504																			
600	26'	33'	7'	25'	32'	7'	24'	27'	3'		29'					25'	29'	4'	
604	14'	38'	24'	13'	38'	25'	12'	30'	18'		32'					10'	33'	23'	
700	14'	35'	21'	14'	38'	24'	13'	41'	28'	15'						17'	29'	12'	
901	25'	23'	2	24'	27'	3'	23'	26'	3'		23'					26'	23'	3'	
1000																			
1001 MCAS	38'	22'	16'	38'	24'	14'	46'	26'	20'		26'					27'	22'	5'	
106				60'	51'	9'	18'	24'	6'							37'	23'	14'	
131																			

STAT. = STATIC

PUMP LEV. = PUMPING LEVEL



JULY

1979

AUGUST

SEPTEMBER

WELL

OCTOBER

NOVEMBER


DECEMBER

MCAS-110

WELL #	STAT.	PUMP LEV.	DRAW DOWN	STAT.	PUMP LEV.	DRAW DOWN	STAT.	PUMP LEV.	DRAW DOWN	STAT.	PUMP LEV.	DRAW DOWN	STAT.	PUMP LEV.	DRAW DOWN	STAT.	PUMP LEV.	DRAW DOWN	REMARKS
<sup>1256</sup> 161	20'	54'	34'	24'	52'	28'	20'	48'	28'	25'	46'	21'				22'	46'	24'	
<sup>1255</sup> 163	10'	32'	22'	8'	34'	26'	12'	36'	24'	10'	35'	25'				13'	33'	20'	
<sup>1254</sup> 164	26'	28'	2'	24'	29'	5'	28'	28'	0'	25'	28'	3'				26'	23'	3'	
<sup>1253</sup> 165	31'			33'	43'	10'	33'	35'	2'	34'	30'	4'				33'	37'	4'	
<sup>1231</sup> 166	20'	24'	4'	20'	26'	6'	22'	25'	3'	20'	23'	3'				21'	25'	4'	
203																			
3506																			
4140				33'	35'	2'	31'	36'	5'	32'	33'	1'				28'	33'	5'	
4150				31'	35'	4'	26'									53			
5001				30'	55'	25'	32'	55'	23'										
5009				23'	53'	30'	?	?											
TC																			
202																			

STAT. = STATIC

PUMP LEV. = PUMPING LEVEL



WELL PUM

JANUARY

FEBRUARY

MARCH

APRIL

MAY

JUNE

1979

COURTHOUSE BAY

WELL #	STAT.	PUMP LEV.	DRAW DOWN	STAT.	PUMP LEV.	DRAW DOWN	STAT.	PUMP LEV.	DRAW DOWN	STAT.	PUMP LEV.	DRAW DOWN	STAT.	PUMP LEV.	DRAW DOWN	STAT.	PUMP LEV.	DRAW DOWN	REMARKS
43																			
	AIR LING																		
44	42'	18'	6'	12'	18'	6'	12'	18'	6'	29'	35'	6'	26'	7'	19'	29'	6'	23'	
220	34'	45'	11'	34'	45'	11'	34'	45'	11'	36'	41'	5'	35'	5'	30'	36'	5'	31'	
221	44'	54'	10'	44'	54'	10'	45'	54'	9'	44'	54'	10'	44'	10'	34'	44'	10'	34'	
BA 164	18'	45'	27'	18'	45'	27'	18'	45'	27'	34'	45'	11'	33'	11'	22'	34'	11'	23'	
BA 109	25'	38'																	

STAT. = STATIC

PUMP LEV. = PUMPING LEVEL



JULY

AUGUST

SEPTEMBER

OCTOBER

NOVEMBER

DECEMBER

WELL

1979  
COURTHOUSE BAY

WELL #	STAT.	PUMP LEV.	DRAW DOWN	STAT.	PUMP LEV.	DRAW DOWN	STAT.	PUMP LEV.	DRAW DOWN	STAT.	PUMP LEV.	DRAW DOWN	STAT.	PUMP LEV.	DRAW DOWN	STAT.	PUMP LEV.	DRAW DOWN	REMARKS
43																			AIR LINE STOPPED UP
44	12'	18'	6'	23'	34'	11'	23'	34'	11'	23'	11'	12'	29'	45'	16'	29'	13'	16'	
220	34'	45'	11'	45'	40'	5'	31'	40'	9'	30'	40'	10'	40'	45'	5'	40'	35'	5'	
221	44'	54'	10'	44'	54'	10'	44'	50'	6'	31'	12'	19'	44'	34'	10'	44'	34'	10'	
BA 164	18'	44'	26'	30'	20'	10'	30'	20'	10'	30'	20'	10'	30'	20'	10'	30'	10'	20'	
BA 109	25'	38'	13'	25'	38'	13'	25'	38'	13'	25'	38'	13'	25'	38'	13'	25'	12'	13'	

STAT. = STATIC

PUMP LEV. = PUMPING LEVEL





JANUARY

FEBRUARY

MARCH

APRIL

MAY


JUNE

1979  
RIFLE RANGE

WELL #	STAT.	PUMP LEV.	DRAW DOWN	STAT.	PUMP LEV.	DRAW DOWN	STAT.	PUMP LEV.	DRAW DOWN	STAT.	PUMP LEV.	DRAW DOWN	STAT.	PUMP LEV.	DRAW DOWN	STAT.	PUMP LEV.	DRAW DOWN	REMARKS
R.R. 45	48'	57'	9'	48'	39'	9'				49'	39'	10'	49'	57'	8'	49'	57'	8'	
47	57'	62'	5'	56'	62'	6'				56'	62'	6'	62'	56'	6'	56'	62'	6'	
227		OUT			OUT														

STAT. = STATIC

PUMP LEV. = PUMPING LEVEL



WELL

JULY

AUGUST

SEPTEMBER

OCTOBER

NOVEMBER

DECEMBER

1979  
RIFLE RANGE

WELL #	STAT.	PUMP LEV.	DRAW DOWN	STAT.	PUMP LEV.	DRAW DOWN	STAT.	PUMP LEV.	DRAW DOWN	STAT.	PUMP LEV.	DRAW DOWN	STAT.	PUMP LEV.	DRAW DOWN	STAT.	PUMP LEV.	DRAW DOWN	REMARKS
RR 47	56'	62'	9'	56'	62'	9'	56'	62'	6'	56'	62'	6'				52'	62'	10'	
R.R. 46				67'	96'	29'	67'	96'	32'	67'	85'	18'							
RR. 45	49'	57'	8'	49'	57'	8'	49'	57'	8'	47'	57'	10'				45'			
227	OUT			OUT			OUT			OUT									
97																65'	87'	22'	

STAT. = STATIC

PUMP LEV. = PUMPING LEVEL

1912  
2 2 3  
12

JULY

AUGUST

SEPTEMBER

OCTOBER

NOVEMBER

DECEMBER

WELL

WELL #	STAT.	PUMP LEV.	DRAW DOWN	STAT.	PUMP LEV.	DRAW DOWN	STAT.	PUMP LEV.	DRAW DOWN	STAT.	PUMP LEV.	DRAW DOWN	STAT.	PUMP LEV.	DRAW DOWN	STAT.	PUMP LEV.	DRAW DOWN	REMARKS
S	75'			54'	50'	4	50'	55'	5'	58'	53'	5'				57'	53'	4'	
T				45'	40'	5'	45'	51'	6'	54'						52'	46'	6'	

STAT. = STATIC

PUMP LEV. = PUMPING LEVEL

100 - 100

100 - 100

100 - 100

WELL 1

JULY

AUGUST

SEPTEMBER

OCTOBER

NOVEMBER

DECEMBER


1980  
HADNOT POINT

WELL #	STAT.	PUMP LEV.	DRAW DOWN	STAT.	PUMP LEV.	DRAW DOWN	STAT.	PUMP LEV.	DRAW DOWN	STAT.	PUMP LEV.	DRAW DOWN	STAT.	PUMP LEV.	DRAW DOWN	STAT.	PUMP LEV.	DRAW DOWN	REMARKS
601		Down																	
602				34'	60'	26'	35'	60'	25'							37'	60'	23'	
603		60'		38'	60'	22'	35'	58'	23'							37'	57'	20'	
606										52'	15'	37'				15'	52'	37'	
608	41'	57'	16'	41'	59'	18'	40'	54'	14'	40'	50'	10'							
609										40'	10'	30'				10'	40'	30'	
610				21'	45'	24'	22'	47'	23'									43'	
611																			
612	35'																		Down 29 July PUMPING SAND.
613																			
614																			
615	28'	19'	9'	30'	43'	13'				28'	11'								

STAT. = STATIC

PUMP LEV. = PUMPING LEVEL





WELL 1

JULY

AUGUST

SEPTEMBER

OCTOBER

NOVEMBER

DECEMBER

1980  
HADNOT POINT

WELL #	STAT.	PUMP LEV.	DRAW DOWN	STAT.	PUMP LEV.	DRAW DOWN	STAT.	PUMP LEV.	DRAW DOWN	STAT.	PUMP LEV.	DRAW DOWN	STAT.	PUMP LEV.	DRAW DOWN	STAT.	PUMP LEV.	DRAW DOWN	REMARKS
616	35'	10'					35'	10'	25'							35'	10'	25'	
620		NO	AIR	LINE						30'	26'	4'							
621																			
626				35'	45'	10'										24'	30'	6'	
627																			
632					45'											27'	50'	23'	
633	38'	25'	8'													28'	18'		
634	20'	50'	30'				27'	23'	4'	20'	23'	3'							
635	50'	38'	12'							50'	25'	25'							
636	30'	58'	28'							30'	20'	10'							
637	72'	77'	5'	70'	77'	7'	69'	75'	6'							74'	76'	2'	
638				51'	78'	27'										45'			

STAT. = STATIC


PUMP LEV. = PUMPING LEVEL



JULY			AUGUST			SEPTEMBER			OCTOBER			NOVEMBER			DECEMBER			REMARKS		
WELL #	STAT.	PUMP LEV.	DRAW DOWN	STAT.	PUMP LEV.	DRAW DOWN	STAT.	PUMP LEV.	DRAW DOWN	STAT.	PUMP LEV.	DRAW DOWN	STAT.	PUMP LEV.	DRAW DOWN	STAT.	PUMP LEV.		DRAW DOWN	
1980 HADNOT POINT																				
639	20'	50'	30'		78'					73'	45'	28'				45'	73'	28'		
640				Down						DOWN										
641	89'	46'	43'	82'	52'	30'	81'	75'	6'	78'	55'	23'								
642	33'			52'	78'	26'	70'	100'	30'							52'	79'	22'		
651	99'	32'	67'				28'	110'	72'	103'										
652	95'			93'	100'	7'	99'	100'	1'							89'	101'	12'		
653	60'			40'	60'	20'	69'	78'	9'	52'	58'	6'								
654	58'			50'	70'	20'				80'	74'	6'								
M-1		14'					51'													
M-2	39'	10'	29'				47'	67'	20'							39'	10'			

STAT. = STATIC

PUMP LEV. = PUMPING LEVEL



JANUARY

FEBRUARY

MARCH

APRIL

MAY


JUNE

1980  
HADNOT POINT

WELL #	STAT.	PUMP LEV.	DRAW DOWN	STAT.	PUMP LEV.	DRAW DOWN	STAT.	PUMP LEV.	DRAW DOWN	STAT.	PUMP LEV.	DRAW DOWN	STAT.	PUMP LEV.	DRAW DOWN	STAT.	PUMP LEV.	DRAW DOWN	REMARKS	
601							Out →													
602	44'	60'	16'	33'	60'	27'	35'	58'	23'	35'	60'	25'	38'	60'	22'	45'	12'	33'		
603				No Airline →																
606	30'			30'			35'	50'	15'	30'	51'	21'	30'	51'	21'	30'	51'	21'		
608	40'	59'	19'	39'	53'	14'	40'	49'	9'	38'	49'	11'	40'	51'	11'	38'				
609	29'			51'			51'	29'	22'	29'	54'	25'	31'	46'	15'	30'	46'	16'	A/L 60'	
610							Out →													A/L 63
611				Caved →																
612	20'	42'	22'				34'	45'	11'	37'	53'	16'	40'	54'	14'					
613							Out →													
614				Caved →																
615	24'	38'	14'	25'			26'	37'	11'	26'	35'	7'	24'	38'	14'					

STAT. = STATIC

PUMP LEV. = PUMPING LEVEL



Very faint, illegible text at the top of the page, possibly a header or title.

Second line of very faint, illegible text.

Third line of very faint, illegible text.

Fourth line of very faint, illegible text.

Fifth line of very faint, illegible text.

Sixth line of very faint, illegible text at the bottom of the page.

WELL PUM

JANUARYFEBRUARYMARCHAPRILMAYJUNE

WELL #	STAT.	PUMP LEV.	DRAW DOWN	STAT.	PUMP LEV.	DRAW DOWN	STAT.	PUMP LEV.	DRAW DOWN	STAT.	PUMP LEV.	DRAW DOWN	STAT.	PUMP LEV.	DRAW DOWN	STAT.	PUMP LEV.	DRAW DOWN	REMARKS
616		10'			10'		35'	10'	25'	35'	10'	25'	35'	10'	25'	35'	10'	25'	
620		AIR LINE BROKEN																	
621							Caved												
626	40'				49'			51'		50'	40'	10'		38'				29'	
627							Caved												
632	24'						40'	<sup>motor</sup> out		out								23'	
633	32'	18'	14'		25'		38'	18'	20'	38'	25'	13'	38'	25'	13'	38'	25'	8'	
634	20'	23'	3'	20'	50'	30'	20'	50'	30'	20'	50'	30'	20'	50'	30'				
635				50'	38'	12'	50'	38'	12'	38'	50'	12'	50'	38'	12'				
636	30'	58'	28'				30'	58'	28'	30'	20'	10'	30'	58'	28'				
637	65'	95'	30'		100'		60'	78'	12'	60'	75'	15'	78'	70'	8'			45'	
638							out				70'	out							

STAT. = STATIC

PUMP LEV. = PUMPING LEVEL



*[Faint, illegible handwriting on a grid background]*

WELL PUM

JANUARY

FEBRUARY

MARCH

APRIL

MAY

JUNE

1980

WELL #	STAT.	PUMP LEV.	DRAW DOWN	STAT.	PUMP LEV.	DRAW DOWN	STAT.	PUMP LEV.	DRAW DOWN	STAT.	PUMP LEV.	DRAW DOWN	STAT.	PUMP LEV.	DRAW DOWN	STAT.	PUMP LEV.	DRAW DOWN	REMARKS
639							75'	55'	20'	51'	78'	27'		66'					
640				20'			20'	45'	25'	26'	45'	19'	20'	45'	20'	20'	40'	20'	
641	45'	81'	36'	41'	75'	34'	Meta out			45'	78'	33'	48'	72'	24'				
642					85'		50'	87'	37'	50'	86'	36'	30'	75'	45'				
651	25'	100'	75'	25'	102'	77'	25'	110'	85'	27'	97'	70'	27'	96'	69'	30'			
652	92'	95'	3'	93'	98'	5'	93'	100'	7'	91'	100'	9'	90'	98'	8'	95'	98'	3'	
<sup>17</sup> 653	30'	79'	49'	30'	72'	42'	38'	70'	32'	35'	72'	37'	37'	70'	33'	34'			
<sup>19</sup> 654	32'	58'	26'	31'	80'	49'				34'	60'	22'	32'	60'	28'				
M-1							out			out									
M-2	39'	<sup>wrong</sup> 10'	29'	39'	10'		45'	71'	26'	39'	10'	29'	39'	10'	29'	39'	10'	29'	

STAT. = STATIC

PUMP LEV. = PUMPING LEVEL

3 3 3

1 1 1  
1 1 1

1 1 1  
1 1 1

WELL PUMP

JANUARY

FEBRUARY

MARCH

APRIL

MAY

JUNE


1980

TARAWA TERRACE

WELL #	STAT.	PUMP LEV.	DRAW DOWN	STAT.	PUMP LEV.	DRAW DOWN	STAT.	PUMP LEV.	DRAW DOWN	STAT.	PUMP LEV.	DRAW DOWN	STAT.	PUMP LEV.	DRAW DOWN	STAT.	PUMP LEV.	DRAW DOWN	REMARKS
26	—	—	—	30'	54'	24'	34'	58'	24'	44'	67'	23'	30'	54'	24'				71' A/L
30	32'	62'	30'	32'	64'	32'	34'	64'	30'	25'	63'	37'	34'	60'	26'				A/L 50'
31	31'	64'	33'	30'	64'	34'	30'	62'	32'	16'	65'	49'	28'	63'	35'				67' A/L
52	31'	48'	17'	30'	50'	20'	31'	46'	15'	31'	40'	9'	31'	48'	17'				A/L 50'
53	31'	63'	32'	30'	63'	33'	28'	66'	38'	29'	62'	33'	32'	62'	30'				A/L 70'
54	31'	54'	23'	30'	56'	26'	32'	58'	26'	34' ✓	57'	23'	32'	58'	26'				A/L 65'
67	38'	68'	30'	40'	69'	29'	34'	69'	35'	42'	66'	24'	40'	64'	24'				A/L 70'

STAT. = STATIC

PUMP LEV. = PUMPING LEVEL



JULY

AUGUST

SEPTEMBER

OCTOBER

NOVEMBER


DECEMBER

1980  
TARAWA TERRACE

WELL #	STAT.	PUMP LEV.	DRAW DOWN	STAT.	PUMP LEV.	DRAW DOWN	STAT.	PUMP LEV.	DRAW DOWN	STAT.	PUMP LEV.	DRAW DOWN	STAT.	PUMP LEV.	DRAW DOWN	STAT.	PUMP LEV.	DRAW DOWN	REMARKS
26										43'	74'	31'				44'	73'	29'	
30	32'	62'	30'	30'	60'	30'	32'	62'	30'	34'	64'	30'				34'	64'	30'	
31	28'	66'	38'	30'	64'	34'		63'			62'					32'	66'	34'	
52	32'	48'	16'	32'	46'	14'		48'			50'					33'	51'	18'	
53	34'	66'	32'	30'	62'	32'	34'	64'	30'		62'					30'	66'	36'	
54	30'	57'	27'	32'	54'	22'		59'			57'					32'	54'	22'	
67	38'	69'	31'	40'	64'	24'		66'		36'	64'	28'				38'	66'	28'	

STAT. = STATIC

PUMP LEV. = PUMPING LEVEL



WELL PUM

JANUARY

FEBRUARY

MARCH

APRIL

MAY

JUNE

1980

Holcomb Blvd.

WELL #	STAT.	PUMP LEV.	DRAW DOWN	STAT.	PUMP LEV.	DRAW DOWN	STAT.	PUMP LEV.	DRAW DOWN	STAT.	PUMP LEV.	DRAW DOWN	STAT.	PUMP LEV.	DRAW DOWN	STAT.	PUMP LEV.	DRAW DOWN	REMARKS
643							58'	20'	38'	58'	28'	30'	58'	20'	38'				
644							66'	22'	44'	72'	44'	28'	68'	22'	46'				
645							54'	24'	30'	56'	30'	26'	54'	22'	32'				
646							48'	-		out			48'	40'	8'				off Apr Month
647							46'	24'	22'	22'	15'	7'	35'	20'	15'				
648							Airline out			48'	56'	8'	Airline out						
649							92'	22'	70'	92'	18'	73'	90'	22'	68'				
650							100 <sup>+</sup>	34'	76'	100 <sup>+</sup>	34'	76'	100 <sup>+</sup>	32'	68'				

STAT. = STATIC

PUMP LEV. = PUMPING LEVEL





JULY

AUGUST

SEPTEMBER

OCTOBER

NOVEMBER

DECEMBER


WELL

1980  
HOLCOMB BLVD

WELL #	STAT.	PUMP LEV.	DRAW DOWN	STAT.	PUMP LEV.	DRAW DOWN	STAT.	PUMP LEV.	DRAW DOWN	STAT.	PUMP LEV.	DRAW DOWN	STAT.	PUMP LEV.	DRAW DOWN	STAT.	PUMP LEV.	DRAW DOWN	REMARKS
643				? 58	? 18	40'													
644				? 66	? 23	43													
645				? 56	? 30	26'													
646				48'	56'	8'													
647				32'	19'	15'													
648																			
649				92'	18'	74													
650				100'	32'	68'													

STAT. = STATIC

PUMP LEV. = PUMPING LEVEL




WELL PU

JANUARYFEBRUARYMARCHAPRILMAYJUNE1980  
MONTFORD POINT

WELL #	STAT.	PUMP LEV.	DRAW DOWN	STAT.	PUMP LEV.	DRAW DOWN	STAT.	PUMP LEV.	DRAW DOWN	STAT.	PUMP LEV.	DRAW DOWN	STAT.	PUMP LEV.	DRAW DOWN	STAT.	PUMP LEV.	DRAW DOWN	REMARKS
142							33'	54'	21'	32'	53'	21'	34'	56'	22'	32'	57'	25'	
168							28'	47'	19'	38'	52'	14'	24'	56'	32'	26'	54'	28'	
197							45'	62'	17'	26'			Air Line out →						Pulled 4-10-
243				Caved →															
628							36'	48'	12'	24'	41'	17'	24'	44'	20'	22'	46'	24'	
629							22'	38'	16'	31'	44'	13'	well out →						SHOTT BEAR 4-30
630							17'	22'	5'	17'	28'	11'	12'	22'	10'	14'	26'	12'	

STAT. = STATIC

PUMP LEV. = PUMPING LEVEL



## WELL

JULY

AUGUST

SEPTEMBER

OCTOBER

NOVEMBER

DECEMBER

1980  
MONTFORD POINT

WELL #	STAT.	PUMP LEV.	DRAW DOWN	STAT.	PUMP LEV.	DRAW DOWN	STAT.	PUMP LEV.	DRAW DOWN	STAT.	PUMP LEV.	DRAW DOWN	STAT.	PUMP LEV.	DRAW DOWN	STAT.	PUMP LEV.	DRAW DOWN	REMARKS	
142	29'	54'	25'	30'	55'	25'	32'	54'	22'	32'	55'	23'				30'	57'	27'		
168	25'	52'	27'	24'	52'	28'	25'	54'	29'	24'	52'	28'				28'				
197		NO AIR LINE →																		
243																				
628	25'	44'	19'	23'	46'	23'	22'	44'	22'	25'	46'	21'				25'	43'	18'		
629		OUT				OUT					OUT						29'	52'	23'	
630	15'	24'	9'	13'	21'	8'	16'	24'	8'	16'	24'	8'				15'	28'	13'		

STAT. = STATIC

PUMP LEV. = PUMPING LEVEL



WELL PUMP

JANUARY

FEBRUARY

MARCH


APRIL

MAY

JUNE

1980


MCAS-110

WELL #	STAT.	PUMP LEV.	DRAW DOWN	STAT.	PUMP LEV.	DRAW DOWN	STAT.	PUMP LEV.	DRAW DOWN	STAT.	PUMP LEV.	DRAW DOWN	STAT.	PUMP LEV.	DRAW DOWN	STAT.	PUMP LEV.	DRAW DOWN	REMARKS
TC 100																			
			NO AIR LINE 																
201	11'	30'	19'	10'	25'	15'	12'	10'	2'	10'	22'	12'							
202																			
502	28'	36'	8'	26'	33'	7'	27'	23'	4'	28'	32'	4'			Down				
504																			
600	26'	30'	4'	25'	30'	5'	23'	30'	7'	24'	30'	6'							
604	12'	32'	20'	12'	32'	20'	12'	34'	22'	12'	32'	20'							
700	16'	28'	12'	13'	28'	15'	15'	27'	12'	16'	26'	10'							
901	28'	24'	4'	24'	25'	1'	25'	23'	2'	27'	32'	5'				25'	22'	3'	
1000		No GAGE		32'	24'	8'	27'	23'	4'	28'	24'	4'				32'	28'	4'	
1001	29'	23'	6'	28'	23'	5'	28'	24'	4'	29'	25'	4'				29'	25'	4'	
MCAS 203		NEEDS GAGE					34'			30'	32'					43'	32'	11'	New gage installed MARCH

STAT. = STATIC

PUMP LEV. = PUMPING LEVEL





WELL

JULY

AUGUST

SEPTEMBER

OCTOBER

NOVEMBER

DECEMBER

1980

MCAS-110

WELL #	STAT.	PUMP LEV.	DRAW DOWN	STAT.	PUMP LEV.	DRAW DOWN	STAT.	PUMP LEV.	DRAW DOWN	STAT.	PUMP LEV.	DRAW DOWN	STAT.	PUMP LEV.	DRAW DOWN	STAT.	PUMP LEV.	DRAW DOWN	REMARKS
TC																			
100										50'	45'	5'				55'	35'	20'	
201				48'	48'					52'	52'	0'				48'	48'		
202																			
502										30'									
504																			
600	34'			35'	26'	9'				35'	32'	3'				32'	25'	37'	
604				38'	19'	19'				38'						35'	14'	21'	
700	40'			38'	16'	22'				38'	20'	18'				35'	15'	20'	
901		36'																	
1000	34'	27'	7'	33'	35'	2'				32'	42'	10'				31'	40'	9'	
1001	28'	22'	6'	41'	26'	15'				40'	25'	15'				36'	23'	13'	

STAT. = STATIC

PUMP LEV. = PUMPING LEVEL



WELL PU

JANUARY

FEBRUARY

MARCH

APRIL

MAY

JUNE


1980

MCAS-110

WELL #	STAT.	PUMP LEV.	DRAW DOWN	STAT.	PUMP LEV.	DRAW DOWN	STAT.	PUMP LEV.	DRAW DOWN	STAT.	PUMP LEV.	DRAW DOWN	STAT.	PUMP LEV.	DRAW DOWN	STAT.	PUMP LEV.	DRAW DOWN	REMARKS
MCAS 106	35'	22'	13'		32'		37'	25'	12'	36'	24'	12'				35'	24'	11'	
191	Gage NOT WORKING Airline out →																		
190	58'	54'	4'	50'	55'	5'	59'	55'	4'	56'	53'	3'				58'	54'	4'	
191	50'	44'	6'	51'	43'	8'	45'	41'	4'	50'	42'	8'				30'	28'	2'	
203 1251	20'	24'	4'	20'	23'	3'	20'	25'	5'	20'	22'	2'				32'	25'	7'	
1253	32'	36'	4'	33'	38'	5'	31'	33'	2'		30'					31'	36'	5'	p.o. ga
1254	24'	28'	4'	25'	27'	2'	25'	26'	1'	24'	27'	3'				23'	26'	3'	
1255	12'	35'	23'	12'			14'	25'	11'	12'	30'	18'				17'	40'	23'	
1256	20'	50'	30'	13'	45'	32'	20'	47'	27'	16'	45'	29'				21'	48'	27'	
3506																			
4140	31'	35'	4'	32'			30'			52'	26'	6'				32'	28'	4'	Single these
4150	46'	WELL OFF ALL MONTH		76'			24'			28'						30'	28'	2'	poets on other

STAT. = STATIC

PUMP LEV. = PUMPING LEVEL



JULY

AUGUST

WELL

SEPTEMBER

OCTOBER

NOVEMBER


DECEMBER

1980  
MCAS-110

WELL #	STAT.	PUMP LEV.	DRAW DOWN	STAT.	PUMP LEV.	DRAW DOWN	STAT.	PUMP LEV.	DRAW DOWN	STAT.	PUMP LEV.	DRAW DOWN	STAT.	PUMP LEV.	DRAW DOWN	STAT.	PUMP LEV.	DRAW DOWN	REMARKS
MCAS																			
106	32'	26'	6'	34'	28'	6'				32'	28'	4'				32'	28'	4'	
131																			
190	56'	52'	4'	54'	50'	4'				56'	54'	2'				52'	48'	4'	
191	50'	44'	6'	46'	42'	4'				44'	42'	2'				42'	40'	2'	
203	30'	27'	3'	34'	30'	4'				30'	26'	4'				30'	28'	2'	
1251	27'	30'	3'	24'	28'	4'				22'	27'	5'				18'	22'	4'	
1253	32'	34'	2'	35'	38'	3'				32'	37'	5'				31'	36'	5'	
1254	24'	32'	8'	30'	33'	3'				27'	30'	3'				23'	27'	4'	
1255	15'	48'	33'	15'	40'	25'				14'	41'	27'				11'	38'	27'	
1256	22'	55'	33'	23'	46'	23'				20'	51'	31'				19'	47'	28'	
4140	32'	30'	2'	34'	28'	6'				32'	30'	2'				30'	28'	2'	
4150	30'			32'	30'	2'				30'	28'	2'				30'	26'	4'	

STAT. = STATIC

PUMP LEV. = PUMPING LEVEL



WELL PUM

JANUARY

FEBRUARY

MARCH

APRIL

MAY

JUNE


1980

MCAS-110

WELL #	STAT.	PUMP LEV.	DRAW DOWN	STAT.	PUMP LEV.	DRAW DOWN	STAT.	PUMP LEV.	DRAW DOWN	STAT.	PUMP LEV.	DRAW DOWN	STAT.	PUMP LEV.	DRAW DOWN	STAT.	PUMP LEV.	DRAW DOWN	REMARKS	
5001		NO GAGE		32'	45'	13'	28'	46'	18'	30'	44'	14'							30'	
5009		NO GAGE		20'			18'	50'	32'	20'	52'	32'				20'	50'	30'		

STAT. = STATIC PUMP LEV. = PUMPING LEVEL





JULY

AUGUST

SEPTEMBER

OCTOBER


NOVEMBER

DECEMBER

1980  
MCAS-110

WELL #	STAT.	PUMP LEV.	DRAW DOWN	STAT.	PUMP LEV.	DRAW DOWN	STAT.	PUMP LEV.	DRAW DOWN	STAT.	PUMP LEV.	DRAW DOWN	STAT.	PUMP LEV.	DRAW DOWN	STAT.	PUMP LEV.	DRAW DOWN	REMARKS
5001		39'		40'	32'	8'				30'	32'	2'				34'	36'	2'	
5009	18'	48'	30'	22'	50'	28'				20'	48'	28'				24'	50'	26'	

STAT. = STATIC      PUMP LEV. = PUMPING LEVEL



JANUARY

FEBRUARY

MARCH

APRIL

MAY


JUNE

1980  
RIFLE RANGE

WELL #	STAT.	PUMP LEV.	DRAW DOWN	STAT.	PUMP LEV.	DRAW DOWN	STAT.	PUMP LEV.	DRAW DOWN	STAT.	PUMP LEV.	DRAW DOWN	STAT.	PUMP LEV.	DRAW DOWN	STAT.	PUMP LEV.	DRAW DOWN	REMARKS
45							45'			45'	55'	10'	47'	55'	8'	55'	56'	1'	
47							53'	62'	9'	53'	66'	13'	52'	62'	10'	56'	64'	8'	
97							68'	87'	19'	68'	87'	19'	out						
227													out	out					

STAT. = STATIC

PUMP LEV. = PUMPING LEVEL



WELL

JULY

AUGUST

SEPTEMBER

OCTOBER

NOVEMBER


DECEMBER

1980  
RIFLE RANGE

WELL #	STAT.	PUMP LEV.	DRAW DOWN	STAT.	PUMP LEV.	DRAW DOWN	STAT.	PUMP LEV.	DRAW DOWN	STAT.	PUMP LEV.	DRAW DOWN	STAT.	PUMP LEV.	DRAW DOWN	STAT.	PUMP LEV.	DRAW DOWN	REMARKS
45	47'	54'	7'	47'	57'	10'	48'	58'	10'	50'	57'	7'				49'	60'	11'	
47	56'	63'	7'	53'	62'	9'	56'	64'	8'		64'					58'	64'	6'	
97		AIR LINE messed up																	
227		Down																	

STAT. = STATIC

PUMP LEV. = PUMPING LEVEL




<u>JANUARY</u>				<u>FEBRUARY</u>			<u>MARCH</u>			<u>APRIL</u>			<u>MAY</u>			<u>JUNE</u>			REMARKS
WELL #	STAT.	PUMP LEV.	DRAW DOWN	STAT.	PUMP LEV.	DRAW DOWN	STAT.	PUMP LEV.	DRAW DOWN	STAT.	PUMP LEV.	DRAW DOWN	STAT.	PUMP LEV.	DRAW DOWN	STAT.	PUMP LEV.	DRAW DOWN	
1980 COURTHOUSE BAY																			
43	Air Line STOPPED UP →																		
44	29'	16'	13'	29'	12'	17'	29'	16'	13'	23'	16'	7'	23'			12'	18'	6'	
97																			
220	40'	35'	5'	41'	10'	31'	40'	44'	4'	37'	44'	7'	38'	44'	6'	36'	41'	5'	
221	44'	34'	10'	44'	10'	34'	44'	54'	10'	46'	54'	8'	48'	55'	7'	45'	55'	10'	
BA-164	25'	12'	13'	30'			30'	20'	10'	30'	50'	20'	50'			18'	34'	16'	
BA-190	30'	20'	10'	25'	13'	12'	25'	13'	12'	23'				23'		23'			
A-5	No Air Line —																		

STAT. = STATIC

PUMP LEV. = PUMPING LEVEL






JULY			AUGUST			SEPTEMBER			OCTOBER			NOVEMBER			DECEMBER			REMARKS
WELL #	STAT.	PUMP LEV.	DRAW DOWN	STAT.	PUMP LEV.	DRAW DOWN	STAT.	PUMP LEV.	DRAW DOWN	STAT.	PUMP LEV.	DRAW DOWN	STAT.	PUMP LEV.	DRAW DOWN	STAT.	PUMP LEV.	
1980 COURTHOUSE BAY																		
43	Air Line STOPPED UP																	
44	12'	19'	7'	12'	17'	5'	12'	17'	5'	12'	17'	5'				11'	17'	6'
220	36'	40'	4'	36'	40'	4'	36'	40'	4'	36'	40'	4'				36'	40'	4'
221	45'	50'	5'	44'	55'	11'	44'	55'	11'	44'	54'	10'				45'	54'	9'
BA 164	18'	34'	16'	17'	34'	17'	17'	34'	17'	17'	34'	17'				18'	34'	16'
BA 190				25'			24'	14'	10'	24'	15'	9'				24'	15'	9'
A-5																		

WELL 1

STAT. = STATIC


PUMP LEV. = PUMPING LEVEL



<u>JANUARY</u>				<u>FEBRUARY</u>			<u>MARCH</u>			<u>APRIL</u>			<u>MAY</u>			<u>JUNE</u>			REMARKS
WELL #	STAT.	PUMP LEV.	DRAW DOWN	STAT.	PUMP LEV.	DRAW DOWN	STAT.	PUMP LEV.	DRAW DOWN	STAT.	PUMP LEV.	DRAW DOWN	STAT.	PUMP LEV.	DRAW DOWN	STAT.	PUMP LEV.	DRAW DOWN	
<i>TARAWA TERRACE 1981</i>																			
26	36'	70'	34'	38'	70'	32'	36'	70'	34'	34'	70'	36'		74'		34	72	38	
30	36'	56'	20'	35'	58'	23'	34'	64'	30'	32'	58'	26'	33'	68'	35'	34	66	32	
31	36'	62'	26'	34'	62'	28'	36'	64'	28'		64'		32'	64'	32'	33	64	31'	
52	34'	46'	12'	33'	48'	15'	36'	48'	12'	36'	48'	12'	32'	48'	16'	32	48	16	
53	36'	60'	24'	34'	62'	28'	36'	60'	24'	36'	60'	24'		64'		36	64	28'	
54	35'	62'	27'	35'	57'	22'	36'	58'	22'	34'	62'	28'	32'	56'	14'				
67	40'	64'	24'	40'	66'	26'	38'	66'	26'	36'	64	28'		68'		34	66	32	

STAT. = STATIC

PUMP LEV. = PUMPING LEVEL



WELL 1

JULY

AUGUST

SEPTEMBER

OCTOBER

NOVEMBER


DECEMBER

1981  
TARAWA TERRACE

WELL #	STAT.	PUMP LEV.	DRAW DOWN	STAT.	PUMP LEV.	DRAW DOWN	STAT.	PUMP LEV.	DRAW DOWN	STAT.	PUMP LEV.	DRAW DOWN	STAT.	PUMP LEV.	DRAW DOWN	STAT.	PUMP LEV.	DRAW DOWN	REMARKS
26	36'	70'	34'	34'	74'	40'		72		38	74	36	34'	76'	42'				
30	35	64	29	33'	66'	33'	34	68	34	38	72	34							
31	66'	33	33'		64'			66		34	66	32	36'	68'	32'				
52	34	48	14'		46'			48		36	48	12	34'	58'	24'				
53	out			32'	out			38		36	64	28	35						
54	34	54	20'	32'	56'	24		58		36	59	23	34'	56'	22'				
67	38	70	32'		68'			72		36	68	32	38'	70'	32'				RAN acc. no.

STAT. = STATIC

PUMP LEV. = PUMPING LEVEL



JANUARY				FEBRUARY			MARCH			APRIL			MAY			JUNE			REMARKS
WELL #	STAT.	PUMP LEV.	DRAW DOWN	STAT.	PUMP LEV.	DRAW DOWN	STAT.	PUMP LEV.	DRAW DOWN	STAT.	PUMP LEV.	DRAW DOWN	STAT.	PUMP LEV.	DRAW DOWN	STAT.	PUMP LEV.	DRAW DOWN	
HAD NOT Pt. 1981																			
H.P. 601	CAVED																		
602	35'	60'	25'	37'	60'	23'	35'	60'	25'	35'	68'	33'	38'	56'	18'	36'	55'	19'	
603	34'	57'	23'	36'	57'	21'	34'	59'	25'				35'	40'	5'	34'	53'	19'	
606	31'	57'	14'	31'	57'	14'	32'	55'	23'		56'		40'	55'	15'	32'	47'	15'	
608	41'	49'	8'	40'	49'	9'	40'	47'	7'	30'	40'							50'	
609	31'	42'	11'	31'	42'	11'	30'	42'	12'		40'		32'	40'	8'	35'	40'	5'	
610	21'	42'	21'	20'	42'	22'	20'	41'	21'				22'	18'	4'	23'	43'	20'	
613		27 lbs Press.		<sup>1/2" SERVICE</sup> 29'	49'	20'	30'	50'	20'	30'	49'	19'	29'	50'	21'	29'	49'	20'	
615		43'		33'	42'	9'	31'			30'	40'	10'	29'			32'	55'	23'	
616	24'	35'	11'				40'	60'	20'	41'	48'	7'	36'	20'		42'	55'	13'	
620							40'			20'	45'	25'		50'				59'	
626	DOWN																		

STAT. = STATIC

PUMP LEV. = PUMPING LEVEL




2 1 2 3


JANUARY				FEBRUARY			MARCH			APRIL			MAY			JUNE			REMARKS
WELL #	STAT.	PUMP LEV.	DRAW DOWN	STAT.	PUMP LEV.	DRAW DOWN	STAT.	PUMP LEV.	DRAW DOWN	STAT.	PUMP LEV.	DRAW DOWN	STAT.	PUMP LEV.	DRAW DOWN	STAT.	PUMP LEV.	DRAW DOWN	
RADNOT PT. 1981																			
632		50'		40'	52'	8'	22'	44'	22'		42'			53'			48'		
633	20'	34'	14'																
										AIR LINE messed up									
634	19'	51'	32'	40'	54'	14'	30'	52'	22'	32'	52'	20'	42'	54'		35'	50'	15'	
635					35'		35'	50'	15'	24'	39'	15'				51'	74'	23'	
636	48'	62'	14'		62'		50'	65'	15'	50'	65'	15'	55'	65'	10'	50'	60'	10'	
637	75'	78'	3'	77'	78'	1'													
638	53'									65'	90'	25'	95'	90'	5'		85'		
639	68'						58'	75'	17'		75'			75'			82'		
640				20'	48'	28'	20'	57'	37'		56'			52'					
641	48'	60'	12'	49'	70'	21'	45'	74'	29'	40'	75'	35'	40'			30'	55'	25'	
642	38'	84'	46'	48'	85'	37'	36'	80'	44'	42'	80'			80'			80'		
651	63'			50'			51'	125'	74'					70'	120'	50'	50'	110'	60'

STAT. = STATIC

PUMP LEV. = PUMPING LEVEL







WELL 1

JULY

AUGUST

SEPTEMBER

OCTOBER

NOVEMBER


DECEMBER

HADNOT POINT

WELL #	STAT.	PUMP LEV.	DRAW DOWN	STAT.	PUMP LEV.	DRAW DOWN	STAT.	PUMP LEV.	DRAW DOWN	STAT.	PUMP LEV.	DRAW DOWN	STAT.	PUMP LEV.	DRAW DOWN	STAT.	PUMP LEV.	DRAW DOWN	REMARKS
602	37	60'	23'							out			31'			31'	58'	27'	
603		60'					33	60	27	33	62	29							
606	33	46'	13'	32			30	48	18	32	54	22	33'	55'	22'	34'	58'	24'	
608		44'					39	50	11	38	45	7	40'	50'	10'	32'	40'	8'	
609	30	38'	8'	31	39		30	36	6	30	53	23	32'	54'	22'	32'	55'	23'	
610		39'					22	37	15	out									
613	30	49'	19'				30	47	17	31	49	18							
615		30'					30	41	11	70	40	30	41'	58'	17'				
616	42	53'	11'				40	62	22	40	61	21				42'	61'	19'	
620		None		50'	45'	5'	70'												
632	26	62'	36'	26	50		26	50	24	25	50	25	25'	50'	25'	25'	53'	28'	
633		AIR Line Needs Repair		54	85		36	52	16	36	53	17	36'	54'	18'	36'	53'	17'	

STAT. = STATIC

PUMP LEV. = PUMPING LEVEL



JULY 1981 Hadnot Point				AUGUST			SEPTEMBER			OCTOBER			NOVEMBER			DECEMBER			REMARKS
WELL #	STAT.	PUMP LEV.	DRAW DOWN	STAT.	PUMP LEV.	DRAW DOWN	STAT.	PUMP LEV.	DRAW DOWN	STAT.	PUMP LEV.	DRAW DOWN	STAT.	PUMP LEV.	DRAW DOWN	STAT.	PUMP LEV.	DRAW DOWN	
634	30'	52'	22'	42'	59'	17'	21'	54'	33'	43'	62'	19'							
635	None			49'	70'	21'	49'	70'	21'	63'	75'	12'							
636	30'	60'	30'	47'	60'	13'	47'	53'	6'	40'	64'	24'							
637							37'	84'	47'	40'	85'	45'	39'	85'	46'	39'	89'	50'	
638	54'	84'	30'				54'	84'	30'	54'	80'	26'	54'	85'	31'				
639	22'	88'	66'	24'	78'		22'	86'	64'	22'	78'	56'	22'	72'	50'	22'	78'	56'	
640	24'	59'	35'				20'	60'	40'	22'	55'	33'	23'	50'	27'	23'	50'	27'	
641		80'		50'	78'	28'	50'	77'	27'	40'	85'	45'							
642	36'	85'	49'	38'	44'		38'	80'	42'	36'	86'	50'	36'	86'	50'	38'	85'	47'	
651	35'	114'	79'	66'	117'	51'	66'	117'	51'	60'	114'	54'				40'	115'	75'	
652	24'	94'	70'	25'	90'		24'	94'	70'	23'	85'	62'							
653	40'	85'	45'	50'	74'	24'		74'	45'	45'	77'	32'	50'	75'	25'	42'	80'	38'	

STAT. = STATIC

PUMP LEV. = PUMPING LEVEL




11 11 11 11 11 11  
12 12 12 12 12 12

JULY				AUGUST			SEPTEMBER			OCTOBER			NOVEMBER			DECEMBER			REMARKS
WELL #	STAT.	PUMP LEV.	DRAW DOWN	STAT.	PUMP LEV.	DRAW DOWN	STAT.	PUMP LEV.	DRAW DOWN	STAT.	PUMP LEV.	DRAW DOWN	STAT.	PUMP LEV.	DRAW DOWN	STAT.	PUMP LEV.	DRAW DOWN	
654	38'			40'	58'	18'	40	58	18	44	65	21	45	65	20	45	75	30	
ICH 4006 M-1		47'					40	45	5	41	45	4							
ICH 4007 M-2	45'	70'	25'	58'	60'					45	68	23							

STAT. = STATIC                      PUMP LEV. = PUMPING LEVEL

1981  
Had not printed


WELL 1



<u>JANUARY</u>				<u>FEBRUARY</u>			<u>MARCH</u>			<u>APRIL</u>			<u>MAY</u>			<u>JUNE</u>			REMARKS
WELL #	STAT.	PUMP LEV.	DRAW DOWN	STAT.	PUMP LEV.	DRAW DOWN	STAT.	PUMP LEV.	DRAW DOWN	STAT.	PUMP LEV.	DRAW DOWN	STAT.	PUMP LEV.	DRAW DOWN	STAT.	PUMP LEV.	DRAW DOWN	
<i>Holcomb BLVD 1981</i>																			
643							58'												
644							68'												
645							56'												
646																			
647							28'												
648																			
649	90'						20'									19'	90'	71'	
650							94'									90'	86'	4'	

STAT. = STATIC

PUMP LEV. = PUMPING LEVEL



WELL 1

JULY

AUGUST

SEPTEMBER

OCTOBER

NOVEMBER

DECEMBER

1981  
Holcomb BLVD.

WELL #	STAT.	PUMP LEV.	DRAW DOWN	STAT.	PUMP LEV.	DRAW DOWN	STAT.	PUMP LEV.	DRAW DOWN	STAT.	PUMP LEV.	DRAW DOWN	STAT.	PUMP LEV.	DRAW DOWN	STAT.	PUMP LEV.	DRAW DOWN	REMARKS
643							19	52	47	60'	32'	28'							
644				20'			21	76	55	44	24	18							
645				46'						54	28	26	28'						
646							Down			Down									
647				31'	38		32	39	7	28	32	4	22'						
648				80						90'	15'	75'							
649				25'	92'		20	90	60	23	87	64	20'	94'	74				
650				35			9	88	79	12	89	77	8'5"	92'	83'5"				

STAT. = STATIC

PUMP LEV. = PUMPING LEVEL

1000 1000 1000

1000 1000 1000

1000 1000 1000

1000 1000 1000

1000 1000 1000

1000 1000 1000


1000 1000 1000

<u>JANUARY</u>				<u>FEBRUARY</u>			<u>MARCH</u>			<u>APRIL</u>			<u>MAY</u>			<u>JUNE</u>			REMARKS
WELL #	STAT.	PUMP LEV.	DRAW DOWN	STAT.	PUMP LEV.	DRAW DOWN	STAT.	PUMP LEV.	DRAW DOWN	STAT.	PUMP LEV.	DRAW DOWN	STAT.	PUMP LEV.	DRAW DOWN	STAT.	PUMP LEV.	DRAW DOWN	
<i>MONTFORD PT 1981</i>																			
142	38'	56'	18'	32'	50'	18'	30'	52'		40'	58'	18'							
168	34'	54'	20'	30'	50'	20'	27'	54'											
197																			
628		43'		22'	40'	18'	24'	42'											
629		Down		30'				Down		27'		Down							
630	38'	20'		15'	25'	10'	15'	24'	9'			16'							

STAT. = STATIC

PUMP LEV. = PUMPING LEVEL





WELL 1

JULY

AUGUST

SEPTEMBER

OCTOBER

NOVEMBER


DECEMBER

1981  
Montford Point

WELL #	STAT.	PUMP LEV.	DRAW DOWN	STAT.	PUMP LEV.	DRAW DOWN	STAT.	PUMP LEV.	DRAW DOWN	STAT.	PUMP LEV.	DRAW DOWN	STAT.	PUMP LEV.	DRAW DOWN	STAT.	PUMP LEV.	DRAW DOWN	REMARKS
142	38'	56'	18'	38	56'	20'	38	56	18	40	55	15	42'	55'	13'				
168	24'	53'	29'	24	54'	30'		54		39	54	17	39'	48'	11'				
197	34'	38'	4'	37	38'	1'	32	37	35	37	55	18	36	55'	19'				
628	← Air Line out			← Air Line out															
229				30	53'	13'	28	52	24	28	52	24	30'	48'	18'				
630	23'	33'	10'	24	34'	10'	Down			Down									

STAT. = STATIC


PUMP LEV. = PUMPING LEVEL



<u>JANUARY</u>				<u>FEBRUARY</u>			<u>MARCH</u>			<u>APRIL</u>			<u>MAY</u>			<u>JUNE</u>			REMARKS
WELL #	STAT.	PUMP LEV.	DRAW DOWN	STAT.	PUMP LEV.	DRAW DOWN	STAT.	PUMP LEV.	DRAW DOWN	STAT.	PUMP LEV.	DRAW DOWN	STAT.	PUMP LEV.	DRAW DOWN	STAT.	PUMP LEV.	DRAW DOWN	
MCAS-110 1981																			
TC																			
100	15'	35'	28'				35'	50'	15'	35'	38'	3'				20'	35'	15'	
201	48'	50'	2'				50'	35'	15'	50'	50'						54'		
502	DOWN															26'			
504																			
600	32'	25'	7'					10'		32'	20'	12'				38'	22'	16'	
604	35'	14'	21'							25'	10'	15'				42'	10'	32'	
700	38'	25'	13'				38'	25'	13'	38'	5'	33'					15'		
901																			
1000	25'	42'	17'																
1001	44'	20'	24'				48'			44'						44'	25'	19'	

STAT. = STATIC


PUMP LEV. = PUMPING LEVEL



JULY 1981			AUGUST			SEPTEMBER			OCTOBER			NOVEMBER			DECEMBER				
WELL 1																			
WELL #	STAT.	PUMP LEV.	DRAW DOWN	STAT.	PUMP LEV.	DRAW DOWN	STAT.	PUMP LEV.	DRAW DOWN	STAT.	PUMP LEV.	DRAW DOWN	STAT.	PUMP LEV.	DRAW DOWN	STAT.	PUMP LEV.	DRAW DOWN	REMARKS
MCAS-110																			
TC																			
100	22'	37'	15'	19'	35'	16'	21	35	14	21	32	11							
201	50'	50'	0	well out			Down												
502				None			Down			Down									
504				Out			Down												
600	28'	35'	7'	38'	28'	10'	22	26	4	35	24	14							
604	10'	38'	28'	38	12	26'	38	10	28	35	14	21							
700	12'	40'	28'	40'	30'	10'	10	15	5	19	10	9							
901				Out			Down												
1000	22'	42'	20'	None			Air line out												
1001				45'	21'	24'	43	20	23	44	18	24							

STAT. = STATIC

PUMP LEV. = PUMPING LEVEL




<u>JANUARY</u>				<u>FEBRUARY</u>			<u>MARCH</u>			<u>APRIL</u>			<u>MAY</u>			<u>JUNE</u>			REMARKS
WELL #	STAT.	PUMP LEV.	DRAW DOWN	STAT.	PUMP LEV.	DRAW DOWN	STAT.	PUMP LEV.	DRAW DOWN	STAT.	PUMP LEV.	DRAW DOWN	STAT.	PUMP LEV.	DRAW DOWN	STAT.	PUMP LEV.	DRAW DOWN	
MCAS-110 1981																			
MCAS																			
106	37'						26'			32'	29'	3'				32'	30'	2'	
131							down									34'	29'	5'	
190		55'					56'	50'	6'	53'	50'	3'				46'	44'	2'	
191		50'					46'	55'	19'	44'	48'	4'				42'	44'	2'	
203	31'						31'	33'	2'	32'	30'	2'				36'	32'	4'	
1251	36'	28'	8'				20'	27'	7'	28'	26'	2'				26'	29'	3'	
1252																			
1253	39'	41'	2'				37'	39'	2'	38'	40'	2'				37'			
1254		35'					27'			28'	35'	7'					33'		
1255		53'					18'	32'	14'	16'	52'	36'				20'	52'	32'	
1256		60'					30'	58'	28'	17'	58'	41'				17'	54'	37'	
3506																			

STAT. = STATIC

PUMP LEV. = PUMPING LEVEL






JULY				AUGUST			SEPTEMBER			OCTOBER			NOVEMBER			DECEMBER			REMARKS
WELL #	STAT.	PUMP LEV.	DRAW DOWN	STAT.	PUMP LEV.	DRAW DOWN	STAT.	PUMP LEV.	DRAW DOWN	STAT.	PUMP LEV.	DRAW DOWN	STAT.	PUMP LEV.	DRAW DOWN	STAT.	PUMP LEV.	DRAW DOWN	
1981																			
MCAS-110																			
MCAS																			
106	28'	30'	2	23	25	2	28	24	4	24	27	3							
131	26'	32'	6'	32	30	2	30	28	2	28	32	4							
190	46'	62'	16'	42'	46'	4'	50	46	4	28	30	2							
191	36	46'	10	45'	50'	5'	42	46	4	45	51	6							
203	30'	32'	2'	30	28	2'	32	28	4	35	42	7							
1251	23'	25'	2'	22'	27'	5'	24	28	4	22	24	4							
1252	Booster																		
1253	35'			wall Pumped							12	36	24						
1254	32'	33'	1'	27'	31'	4'	29	33	4	25	30	5							
1255	24'	52'	28'	8	42'	34'	14	47	33	12'	42'	30'							
1256	19'	62'	43'	21	50'	29'	20	55	35	18	52	34							

STAT. = STATIC

PUMP LEV. = PUMPING LEVEL



JANUARYFEBRUARYMARCH

## WELL      PUM

APRILMAYJUNE

MCAS-110 1981

WELL #	STAT.	PUMP LEV.	DRAW DOWN	STAT.	PUMP LEV.	DRAW DOWN	STAT.	PUMP LEV.	DRAW DOWN	STAT.	PUMP LEV.	DRAW DOWN	STAT.	PUMP LEV.	DRAW DOWN	STAT.	PUMP LEV.	DRAW DOWN	REMARKS
4140	45'	45'					64'	45'	19'	38'	34'	4'				42'	38'	4'	
4150	30'	72'	38'				30'	25'	5'	32'	30'	2'				34'	28'	6'	
5001	35'	60'	25'					60'		32'	40'	8'				34'	36'	2'	
5009	58'						30'	68'	38'	34'	44'	10'				28'	36'	8'	

STAT. = STATIC

PUMP LEV. = PUMPING LEVEL

1 2 3 4  
5 6 7 8  
9 10 11 12

13 14 15 16  
17 18 19 20  
21 22 23 24



WELL 1

JULY

AUGUST

SEPTEMBER

OCTOBER

NOVEMBER

DECEMBER


1981

MCAS-110

WELL #	STAT.	PUMP LEV.	DRAW DOWN	STAT.	PUMP LEV.	DRAW DOWN	STAT.	PUMP LEV.	DRAW DOWN	STAT.	PUMP LEV.	DRAW DOWN	STAT.	PUMP LEV.	DRAW DOWN	STAT.	PUMP LEV.	DRAW DOWN	REMARKS
4140	34'	38'	4'	34	37	3	33	30	3	32	35	3							
4150	33'			30	34	4	32	30	2	31	34	3							
5001	32'	42'	10'	36	44	8'	36	48	4	34	38	4							
5009	25'			25	36	11'	30	38	8	31	36	5							

STAT. = STATIC

PUMP LEV. = PUMPING LEVEL




<u>JANUARY</u>				<u>FEBRUARY</u>			<u>MARCH</u>			<u>APRIL</u>			<u>MAY</u>			<u>JUNE</u>			REMARKS
WELL #	STAT.	PUMP LEV.	DRAW DOWN	STAT.	PUMP LEV.	DRAW DOWN	STAT.	PUMP LEV.	DRAW DOWN	STAT.	PUMP LEV.	DRAW DOWN	STAT.	PUMP LEV.	DRAW DOWN	STAT.	PUMP LEV.	DRAW DOWN	
<i>RIFLE RANGE 1981</i>																			
RR 45	55'	65'	10'		61'		54'	62'	8'	55'	65'	10'	55'	62'	7'	54'	63'	9'	
47	57	64'	7'	53'	64'	9'	57'	62	5'	56'	62'	6'	54'	60'	4'	56'	60'	4'	
97	-				AIR LINE BROKE ← "		← "			← "			52'	60'	8'	52'	66'	14'	
221																			

STAT. = STATIC

PUMP LEV. = PUMPING LEVEL





WELL 1

JULY

AUGUST

SEPTEMBER

OCTOBER

NOVEMBER

DECEMBER

1981  
RIFLE RANGE

WELL #	STAT.	PUMP LEV.	DRAW DOWN	STAT.	PUMP LEV.	DRAW DOWN	STAT.	PUMP LEV.	DRAW DOWN	STAT.	PUMP LEV.	DRAW DOWN	STAT.	PUMP LEV.	DRAW DOWN	STAT.	PUMP LEV.	DRAW DOWN	REMARKS
AR 45	54'	60'	6'	54	60		55	63	8				57'	65	8'				
47	55'	60'	5'	56	60		59	62	5				58'	64'	6'				
97	52'	60'	8'	52	68		50	64	14				52'						
227							Down			"	"	"	"	"	"				

STAT. = STATIC


PUMP LEV. = PUMPING LEVEL

7

<u>JANUARY</u>				<u>FEBRUARY</u>			<u>MARCH</u>			<u>APRIL</u>			<u>MAY</u>			<u>JUNE</u>			REMARKS
WELL #	STAT.	PUMP LEV.	DRAW DOWN	STAT.	PUMP LEV.	DRAW DOWN	STAT.	PUMP LEV.	DRAW DOWN	STAT.	PUMP LEV.	DRAW DOWN	STAT.	PUMP LEV.	DRAW DOWN	STAT.	PUMP LEV.	DRAW DOWN	
<i>COURTHOUSE BAY 1981</i>																			
BB 43		44'		25'	44'	19'	26'	37'	11'	26'	38'	12'							
44	11'	17'	6'				27'			27'			27'	18'	9'	27'	18'	9'	
220	36'	40'	4'	36'	41'	5'	33'									33'	41'	13'	
221	45'	54'	9'	44'	54'	10'		56'								45'	56'	11'	
BA 164				17'			17'	34'	17'	37'	21'	16'	37'	21'	16'	37'	16'	21'	
190				23'	14'	9'	23'			56'	80'	24'	56'			56'	41'	15'	

STAT. = STATIC

PUMP LEV. = PUMPING LEVEL



WELL 1

JULY

AUGUST

SEPTEMBER

OCTOBER

NOVEMBER

DECEMBER


1981

COURTHOUSE BAY

WELL #	STAT.	PUMP LEV.	DRAW DOWN	STAT.	PUMP LEV.	DRAW DOWN	STAT.	PUMP LEV.	DRAW DOWN	STAT.	PUMP LEV.	DRAW DOWN	STAT.	PUMP LEV.	DRAW DOWN	STAT.	PUMP LEV.	DRAW DOWN	REMARKS
BB 43																			
			DOWN						DOWN										
44	27'						27			27	45	18	27'	44'	17'	28'	46'	18	
220			NONE				34	41	7	34	74	40	34'	75'	41'				NO GAUGE
221			NONE				44	56	12	44	99	55	44'	96'	52'	44'	52'	18'	
BA 164	37'	55'	18'				21	36	15	37	22	15				39'	20'	19'	
190	57'	41'					57	41	16	57	62	5				57'	42'	15'	

STAT. = STATIC

PUMP LEV. = PUMPING LEVEL



<u>JANUARY</u>				<u>FEBRUARY</u>			<u>MARCH</u>			<u>APRIL</u>			<u>MAY</u>			<u>JUNE</u>			REMARKS
WELL #	STAT.	PUMP LEV.	DRAW DOWN	STAT.	PUMP LEV.	DRAW DOWN	STAT.	PUMP LEV.	DRAW DOWN	STAT.	PUMP LEV.	DRAW DOWN	STAT.	PUMP LEV.	DRAW DOWN	STAT.	PUMP LEV.	DRAW DOWN	
602	31'	59'	28'	21'	51'	30'	20'	51'	31'	19'	52'	33'	20'	52'	32'	19'	51'	32'	
603	24'	51'	27'	23'	50'	27'	22'	50'	28'	22'	50'	28'	22'	49'	27'	23'	48'	25'	
606	34'	58'	24'	32'	57'	23'	30'	56'	26'	30'	56'	26'	31'	57'	26'	30'	56'	26'	
608		40'		40'	55'	15'	40'						25'	38'	13'	25'	39'	14'	
609	32'	55'	23'	30'	54'	24'	29'	52'	23'	29'	54'	25'	30'	53'	23'	30'	53'	23'	
613	22'	38'	16'	22'	38'	16'	20'	37'	17'	19'	37'	18'	19'	37'	18'	19'	37'	18'	
615		30'		30'	40'	10'	25'	45'	20'	25'	35'	10'	21'	33'	12'	21'	33'	12'	
616	42'	60'	18'	42'	60'	18'	40'	59'	19'	39'	59'	20'	40'	59'	19'	40'	59'	19'	
620				28'	40'	12'	25'	30'	5'	26'	35'	9'	32'	36'	4'	33'	37'	4'	
632	24'	50'	26'	22'	52'	30'	22'	49'	27'	22'	50'	28'	23'	50'	27'	24'	50'	26'	
633	36'	53'	17'	35'	52'	17'	34'	53'	19'	34'	52'	18'	34'	51'	17'	35'	51'	16'	
634		40'		20'	40'	20'		40'		20'	40'	20'	18'	38'	20'	17'	37'	20'	

STAT. = STATIC

PUMP LEV. = PUMPING LEVEL

1982  
HADNOT POINT



21 22 23 24 25 26

<u>JANUARY</u>				<u>FEBRUARY</u>			<u>MARCH</u>			<u>APRIL</u>			<u>MAY</u>			<u>JUNE</u>			REMARKS
WELL #	STAT.	PUMP LEV.	DRAW DOWN	STAT.	PUMP LEV.	DRAW DOWN	STAT.	PUMP LEV.	DRAW DOWN	STAT.	PUMP LEV.	DRAW DOWN	STAT.	PUMP LEV.	DRAW DOWN	STAT.	PUMP LEV.	DRAW DOWN	
<i>HADNOT POINT</i>																			
635													37'	63'	26'	38'	62'	24'	
636													37'	40'	3'	40'	43'	3'	
637	31'	78'	47'	30'	75'	45'	30'	75'	45'	30'	72'	42'	32'	72'	40'	32'	74'	42'	
638				34'	108'	68'	33'	102'	69'	34'	102'	68'	35'	90'	55'	35'	101'	66'	
639	21'	85'	64'	22'	77'	55'	22'	78'	56'	20'	82'	62'	21'	78'	57'	21'	75'	54'	
640	22'	48'	26'	20'	50'	30'	18'	51'	33'	18'	54'	36'	19'	55'	36'	21'	55'	34'	
641		78'			67'		30'	67'	37'	28'	51'	23'	30'	68'	38'	32'	68'	36'	
642	38'	88'	50'	37'	83'	46'	35'	87'	52'	34'	85'	51'	35'	87'	52'	35'	84'	49'	
651		120'		58'	106'	48'	35'	104'	69'	48'	120'	72'	47'	110'	63'	47'	121'	74'	
652	15'	85'	70'	11'	84'	73'	10'	82'	72'	10'	86'	76'	10'	82'	72'	14'	83'	69'	
653		80'		40'	75'	35'		70'		36'	65'	29'	38'	74'	36'	40'	75'	35'	
654		65'			60'			58'		38'	70'	32'	37'	58'	21'	39'	68'	29'	

STAT. = STATIC

PUMP LEV. = PUMPING LEVEL

11 12 13 14 15 16 17 18 19 20

21 22 23 24 25 26 27 28 29 30


17

31 32 33

<u>JANUARY</u>				<u>FEBRUARY</u>			<u>MARCH</u>			<u>APRIL</u>			<u>MAY</u>			<u>JUNE</u>			REMARKS
WELL #	STAT.	PUMP LEV.	DRAW DOWN	STAT.	PUMP LEV.	DRAW DOWN	STAT.	PUMP LEV.	DRAW DOWN	STAT.	PUMP LEV.	DRAW DOWN	STAT.	PUMP LEV.	DRAW DOWN	STAT.	PUMP LEV.	DRAW DOWN	
<i>HADNOT POINT</i>																			
M-1		48'		39'	47'	8'	40'	48'	8'	38'	47'	9'	40'	44'	4'	40'	52'	12'	
M-2	38'	60'	22'	37'	63'	26'	34'	61'	25'	35'	62'	27'	36'	58'	22'	36'	61'	25'	

STAT. = STATIC

PUMP LEV. = PUMPING LEVEL




JULY  
- 1982  
HARDNET POINT.

JULY				AUGUST			SEPTEMBER			OCTOBER			NOVEMBER			DECEMBER			REMARKS
WELL #	STAT.	PUMP LEV.	DRAW DOWN	STAT.	PUMP LEV.	DRAW DOWN	STAT.	PUMP LEV.	DRAW DOWN	STAT.	PUMP LEV.	DRAW DOWN	STAT.	PUMP LEV.	DRAW DOWN	STAT.	PUMP LEV.	DRAW DOWN	
602	20'	52'	32'	20'	51'	31'	20'	51'	31'	20'	50'	30'	20'	49'	29'	20'	49'	29'	
603	22'	47'	25'	23'	49'	26'	23'	51'	28'	22'	56'	34'	23'	52'	19'	19'	53'	36'	
606	31'	56'	25'	30'			29'	57'	28'	30'	55'	25'	31'	55'	24'	32'	56'	24'	
608	38'	53'	15'	39'	55'	16'	38'	56'	18'	39'	56'	17'	39'	53'	14'	39'	55'	16'	
609	30'	53'	23'	29'	52'	23'	30'	52'	22'	30'	52'	22'	30'	52'	22'	30'	50'	20'	
613	20'	37'	17'	20'			20'	37'	17'	19'	38'	19'	21'	37'	16'	20'	37'	17'	
615	21'	33'	12'	22'	33'	11'	21'	32'	11'	22'	38'	16'	22'	38'	16'	22'	38'	16'	
616	40'	59'	19'	42'	60'	18'	40'	59'	19'	40'	58'	18'	40'	58'	18'	40'	58'	18'	
620	33'	37'	4'	33'			21'			22'	-	-	22'	36'	14'	20'	36'	16'	
632	21'	51'	30'	21'	48'	27'	23'	48'	25'	23'	49'	26'	25'	49'	24'	25'	51'	26'	
633	34'	52'	18'	34'	51'	17'	35'	53'	18'	49'	66'	17'	50'	68'	18'	50'	67'	17'	
634	18'	37'	19'	18'	34'	16'	16'	33'	19'	17'	45'	28'	17'	42'	25'	18'	42'	24'	

STAT. = STATIC

PUMP LEV. = PUMPING LEVEL




JULY			AUGUST			SEPTEMBER			OCTOBER			NOVEMBER			DECEMBER			REMARKS	
WELL #	STAT.	PUMP LEV.	DRAW DOWN	STAT.	PUMP LEV.	DRAW DOWN	STAT.	PUMP LEV.	DRAW DOWN	STAT.	PUMP LEV.	DRAW DOWN	STAT.	PUMP LEV.	DRAW DOWN	STAT.	PUMP LEV.		DRAW DOWN
635	38'	63'	25'	36'	64'	28'	37'	64'	27'	43'	74'	31'	42'	74'	32'	43'	74'	29'	
636	40'	42'	2'	38'	41'	3'	38'			Pulled						16'	58'	42'	
637	33'	79'	46'	31'	75'	44'	31'	76'	45'	32'	83'	51'	32'	85'	53'	32'	82'	50'	
638	35'	101'	66'	35'	100'	65'	36'	102'	66'	37'	103'	66'	36'	104'	68'	38'	108'	70'	
639	21'	75'	54'	20'	74'	54'	21'	82'	61'	21'	79'	58'	21'	75'	54'	21'	79'	59'	
640	20'	44'	24'	18'	50'	32'	20'	42'	22'	20'	45'	25'	22'	43'	21'	22'	41'	19'	
641	31'	68'	37'	31'	64'	33'	31'	62'	31'	31'	62'	31'	34'	62'	28'	34'	65'	31'	
642	36'	88'	52'	34'	67'	33'	34'	68'	34'	35'	103'	68'	35'	101'	66'	35'	100'	65'	
651	48'	114'	6'	47'	116'	69'	47'	118'	71'	47'	117'	70'	46'	120'	74'	51'	122'	71'	
652	13'	82'	69'	10'	80'	70'	13'	83'	70'	11'	81'	70'	15'	81'	66'	15'	85'	70'	
653	38'	75'	37'	37'	74'	37'	39'	75'	36'	39'	76'	37'	38'	76'	38'	42'	77'	35'	
654	39'	58'	19'	38'	58'	20'	38'	58'	20'	39'	58'	19'	38'	58'	20'	38'	60'	22'	

STAT. = STATIC

PUMP LEV. = PUMPING LEVEL





WELL 1

JULY

AUGUST

SEPTEMBER

OCTOBER


NOVEMBER

DECEMBER

WELL #	STAT.	PUMP LEV.	DRAW DOWN	STAT.	PUMP LEV.	DRAW DOWN	STAT.	PUMP LEV.	DRAW DOWN	STAT.	PUMP LEV.	DRAW DOWN	STAT.	PUMP LEV.	DRAW DOWN	STAT.	PUMP LEV.	DRAW DOWN	REMARKS
M-1	41'	47'	6'	40'	46'	6'	42'	47'	5'	41'	46'	5'	40'	47'	7'	46'	47'	7'	
M-2	37'	64'	27'	38'	64'	26'	38'	58'	20'	37'	58'	21'	37'	58'	21'	35'	58'	23'	
GSS	?	?					27'	60'	33'	27'	59'	32'	28'	58'	20'	28'	59'	31'	

STAT. = STATIC

PUMP LEV. = PUMPING LEVEL




1982

TARAWA TERRACE

JANUARY				FEBRUARY			MARCH			APRIL			MAY			JUNE			REMARKS
WELL #	STAT.	PUMP LEV.	DRAW DOWN	STAT.	PUMP LEV.	DRAW DOWN	STAT.	PUMP LEV.	DRAW DOWN	STAT.	PUMP LEV.	DRAW DOWN	STAT.	PUMP LEV.	DRAW DOWN	STAT.	PUMP LEV.	DRAW DOWN	
26		72'			78'			70'		46'	72'	26'		75'		50'	74'	24'	
30		58			48'		12'	59'	47'	17'	54'	37'	RAN All Month Low H <sub>2</sub> O	60'		21'	59'	38'	
31		66'			66'			64'			63'			62'		34'	65'	31'	
52		46'			44'			46'		32'	43'	11'		38'		32'	41'	9'	
53	36'	63'	27'		65'		40'	60'	20'	35'						59'	70'	11'	
54	35'	56'	21'		63'		34'	60'	24'	33'	54'	9'		34'	60'	34'	58'	24'	
67	40'	64'	24'		69'		36'	68'	32'	38'	67'	29'	68'		40'	68'	28'		
NEW WELL 25																			

STAT. = STATIC

PUMP LEV. = PUMPING LEVEL



WELL 1

JULY

AUGUST

SEPTEMBER

OCTOBER

NOVEMBER


DECEMBER

TARAWA TERRACE

WELL #	STAT.	PUMP LEV.	DRAW DOWN	STAT.	PUMP LEV.	DRAW DOWN	STAT.	PUMP LEV.	DRAW DOWN	STAT.	PUMP LEV.	DRAW DOWN	STAT.	PUMP LEV.	DRAW DOWN	STAT.	PUMP LEV.	DRAW DOWN	REMARKS
26		72'			77'		72'	72'		51'	73'	22'		75'					PULLED 28 DEC, July RAN MONTH
30	19'	51'	32'	15'	50'	35'	17'	48'	31'	18'	42'	24'		52'					NEW PUMP 27 DEC
31	31'	65'	34'		64'			62'		32'	60'	28'		64'		25'	61'	36'	
52	33'	38'	5'		34'			41'		-	40'			39'		33'	41'	8'	
53	42'	64'	22'	42'	65'	23'		65'			70'			65'		46'	67'	21'	
54	34'	60'	26'		55'		34'	65'	31'	34'	55'	21'	34'	65'	31'	33'	61'	28'	
67	42'	69'	27'		62'			60'		30'	62'	26'		42'		36'	42'	6'	
25	Contractor No Gauge				61'			62'		40'	62'	16'		60'		46'	62'	16'	

STAT. = STATIC

PUMP LEV. = PUMPING LEVEL




<u>JANUARY</u>				<u>FEBRUARY</u>			<u>MARCH</u>			<u>APRIL</u>			<u>MAY</u>			<u>JUNE</u>			REMARKS
WELL #	STAT.	PUMP LEV.	DRAW DOWN	STAT.	PUMP LEV.	DRAW DOWN	STAT.	PUMP LEV.	DRAW DOWN	STAT.	PUMP LEV.	DRAW DOWN	STAT.	PUMP LEV.	DRAW DOWN	STAT.	PUMP LEV.	DRAW DOWN	
<i>HOLCOMB BLVD</i>																			
643	58'	28'	30'	55'						33'	60'	27'	58'	28'	30'	58'	28'	30'	
644	68'			65'	21'	44'				22'	70'	48'	21'	70'	49'		68'		RAW for month
645		26'		47'	25'	22'				22'	47'	25'	18'	44'	26'		48'		"
646	36'	48'	12'	36'	48'	12'				33'	48'	15'	34'	47'	13'	35'	48'	13'	
647					out					35'	56'	21'	38'	55'	17'	38'	54'	16'	
648	94'			90'	15'	75'				81'	99"	62'	83'	15'	68'	100'	18'	82'	
649	18'	88'	70'	20'	90'	70'				17'6"			18'	94'	66'	18'	90'	72'	
650	8'	88'	72'	12'	90'	80'					92'		18'	92'	64'	10'	88'	78'	

STAT. = STATIC

PUMP LEV. = PUMPING LEVEL






JULY			AUGUST			SEPTEMBER			OCTOBER			NOVEMBER			DECEMBER			REMARKS	
WELL #	STAT.	PUMP LEV.	DRAW DOWN	STAT.	PUMP LEV.	DRAW DOWN	STAT.	PUMP LEV.	DRAW DOWN	STAT.	PUMP LEV.	DRAW DOWN	STAT.	PUMP LEV.	DRAW DOWN	STAT.	PUMP LEV.		DRAW DOWN
643	34'	60'	26'	32'	60'	28'	32'	60'	28'	32'	62'	30'	32'	61'	29'	32'	60'	28'	
644	37'	70'	39'	31'	69'	38'		70'		26'	72'	46'	27'	72'	45'	28'	66'	38'	
645	30'	45'	15'	30'	44'	14'	28'			27'	44'	17'	27'	45'	18'	28'	45'	17'	
646	36'	49'	13'	36'	50'	14'	36'	49'	13'	35'	47'	12'	36'	49'	13'	35'	50'	15'	
647	39'	54'	15'	38'	53'	15'	39'	52'	13'	38'	52'	14'	38'	55'	17'	39'	55'	16'	
648	16'	81'	65'	15'	80'	65'	7'	65'	58'	8'	72'	64'	7'	71'	64'	17'	75'	58'	
649	-	90'	-	19'	78'	59'	19'	92'	73'	19'	91'	72'	18'	90'	82'	20'	85'	65'	out
650	83'	-			88'		9'	88'	79'	9'	88'	79'	16'	86'	76'	60'	88'	28'	Pump poiled

STAT. = STATIC


PUMP LEV. = PUMPING LEVEL



<u>JANUARY</u>				<u>FEBRUARY</u>			<u>MARCH</u>			<u>APRIL</u>			<u>MAY</u>			<u>JUNE</u>			REMARKS
WELL #	STAT.	PUMP LEV.	DRAW DOWN	STAT.	PUMP LEV.	DRAW DOWN	STAT.	PUMP LEV.	DRAW DOWN	STAT.	PUMP LEV.	DRAW DOWN	STAT.	PUMP LEV.	DRAW DOWN	STAT.	PUMP LEV.	DRAW DOWN	
<i>MONTFORD POINT</i>																			
142		55'						55'			AIR LINE STOPPED UP	32'	55'	23'	35'	50'	15'		
168											HOLE IN AIR LINE	48'	29'	0ft	30'				
197		48'						48'				48'	32'	44'	12'	42'	42'		
628											AIR LINE STOPPED	37'	19'	37'	18'	20'			
629		45'						46'				45'	27'	43'	16'		45'		
630												44'	22'	30'	8'	20'	42'	22'	
267																			STARTED WELL LOG 19 <sup>th</sup>
																			NO AIR LINE

STAT. = STATIC

PUMP LEV. = PUMPING LEVEL



WELL 1

JULY

AUGUST

SEPTEMBER

OCTOBER

NOVEMBER


DECEMBER

Montford Point

WELL #	STAT.	PUMP LEV.	DRAW DOWN	STAT.	PUMP LEV.	DRAW DOWN	STAT.	PUMP LEV.	DRAW DOWN	STAT.	PUMP LEV.	DRAW DOWN	STAT.	PUMP LEV.	DRAW DOWN	STAT.	PUMP LEV.	DRAW DOWN	REMARKS
142	35'	55'	20'	33'	60'	27'	35'	55'	20'	35'	55'	20'	35'	54'	19'	35'	54'	19'	
168	30'	48'	18'	28'	50'	22'	31'	50'	19'	32'	50'	18'	32'	48'	16'	32'	48'	16'	
197	out 32'	Polled 37'	5'		out					20'	39'	19'	20'	54'	32'	18'	54'	36'	
628	Caved in →																		
629	27'	42'	15'	26'	45'	19'	32'	40'	8'	31'	40'	9'	26'	43'	17'	26'	43'	17'	
630	21'	43'	22'	20'	42'	22'	20'			20'	-	-	21'	39'	18'	21'	39'	18'	
267	Contractor No Gauge			50'	62'	12'	50'	62'	12'	50'	62'	12'	49'	63'	14'	49'	63'	14'	

STAT. = STATIC

PUMP LEV. = PUMPING LEVEL




<u>JANUARY</u>				<u>FEBRUARY</u>			<u>MARCH</u>			<u>APRIL</u>			<u>MAY</u>			<u>JUNE</u>			REMARKS
WELL #	STAT.	PUMP LEV.	DRAW DOWN	STAT.	PUMP LEV.	DRAW DOWN	STAT.	PUMP LEV.	DRAW DOWN	STAT.	PUMP LEV.	DRAW DOWN	STAT.	PUMP LEV.	DRAW DOWN	STAT.	PUMP LEV.	DRAW DOWN	
<i>MCAS-110</i>																			
<i>TC B 100</i>	<i>21'</i>	<i>40'</i>	<i>19'</i>	<i>20'</i>	<i>29'</i>	<i>9'</i>	<i>20'</i>	<i>33'</i>	<i>7'</i>	<i>20'</i>	<i>28'</i>	<i>8'</i>	<i>21'</i>	<i>36'</i>	<i>15'</i>				
<i>H 201</i>											<i>Air Line out</i>								
<i>D 502</i>											<i>Air Line out</i>								
<i>J 504</i>					<i>30'</i>		<i>20'</i>			<i>23' 45'</i>	<i>22'</i>	<i>24'</i>							
<i>E 600</i>	<i>35'</i>	<i>36'</i>	<i>1'</i>	<i>38'</i>	<i>32'</i>	<i>6'</i>	<i>38'</i>	<i>31'</i>	<i>7'</i>		<i>38'</i>		<i>38'</i>	<i>30'</i>	<i>8'</i>				
<i>K 604</i>	<i>30'</i>	<i>10'</i>	<i>20'</i>	<i>26'</i>	<i>22'</i>	<i>4'</i>	<i>40'</i>	<i>20'</i>	<i>20'</i>	<i>40'</i>	<i>19'</i>	<i>21'</i>	<i>38'</i>	<i>15'</i>	<i>23'</i>				
<i>F 700</i>	<i>40'</i>	<i>15'</i>	<i>25'</i>	<i>40'</i>	<i>25'</i>	<i>15'</i>	<i>40'</i>	<i>30'</i>	<i>10'</i>	<i>38'</i>	<i>35'</i>	<i>3'</i>	<i>40'</i>	<i>30'</i>	<i>10'</i>				
<i>G 901</i>											<i>gone Cover</i>								
<i>L 1000</i>	<i>24'</i>	<i>30'</i>	<i>6'</i>	<i>20'</i>	<i>30'</i>	<i>10'</i>	<i>20'</i>	<i>36'</i>	<i>16'</i>	<i>21'</i>	<i>38'</i>	<i>17'</i>	<i>22'</i>	<i>27'</i>	<i>7'</i>				
<i>M 1001</i>	<i>10'</i>	<i>22'</i>	<i>12'</i>	<i>45'</i>	<i>42'</i>	<i>3'</i>	<i>28'</i>	<i>43'</i>	<i>15'</i>	<i>27'</i>	<i>44'</i>	<i>17'</i>	<i>31'</i>	<i>54'</i>	<i>23'</i>				

STAT. = STATIC

PUMP LEV. = PUMPING LEVEL






JANUARY				FEBRUARY			MARCH			APRIL			MAY			JUNE			REMARKS
WELL #	STAT.	PUMP LEV.	DRAW DOWN	STAT.	PUMP LEV.	DRAW DOWN	STAT.	PUMP LEV.	DRAW DOWN	STAT.	PUMP LEV.	DRAW DOWN	STAT.	PUMP LEV.	DRAW DOWN	STAT.	PUMP LEV.	DRAW DOWN	
MCAS-110																			
MCAS 4 106	26'	31'	5'	26'	32'	6'	25'	30'	5'	28'	32'	4'	29'	18'	42'				
5 131	26'	30'	4'	28'	34'	6'	28'	32'	4'	31	35	4'	29'	33'	4'				
5 190	46'	52'	6'	43'	48'	5'	44'	48'	4'	43'	48'	5'	35'	50'	15'				
7 191	42'	48'	6'	44'	50'	6'	40'	47'	7'	43'	49'	6'	43'	60'	17'				
203	28'	31'	3'	26'	28'	2'	27'	33'	6'	27'	30'	3'	34'	25'	9'				
R 1251	25'	46'	21'	21'	25'	4'	24'	27'	3'	21'	28'	7'	25'						
1252																			
Q 1253										36'	38'	2'		40'					
P 1254	23'	28'	5'	22'	25'	3'	21'	27'	6'	10'	24'	14'	24'	40'	16'				
O 1255	14'	44'	30'	10'	34'	24'	14'	31'	17'	8'	34'	26'	8'	50'	42'				
N 1256	21'	48'	27'	14'	41'	27'	17'	50'	33'	18'	37'	19'	19'	45'	26'				
3516																			

STAT. = STATIC

PUMP LEV. = PUMPING LEVEL



WELL PU

JANUARY

FEBRUARY

MARCH

APRIL


MAY

JUNE

MCAS-110

WELL #	STAT.	PUMP LEV.	DRAW DOWN	STAT.	PUMP LEV.	DRAW DOWN	STAT.	PUMP LEV.	DRAW DOWN	STAT.	PUMP LEV.	DRAW DOWN	STAT.	PUMP LEV.	DRAW DOWN	STAT.	PUMP LEV.	DRAW DOWN	REMARKS
4140	31'	36'	5'	32'	37'	5'	32'	38'	6'	30'	37'	7'	40'	35'	5'				
4150	29'	32'	3'	31'	35'	4'	28'	31'	3'	30'	33'	3'	45'	35'	10'				
5001		40'		35'	42'	7'	34'	39'	5'	35'	39'	4'	30'	65'	15'				
5009	34'	39'	5'	35'	41'	6'	33'	38'	5'	33'	39'	6'	20'	60'	40'				

STAT. = STATIC PUMP LEV. = PUMPING LEVEL



July  
JANUARY

August  
FEBRUARY

Sept  
MARCH

WELL PUM

OCT.  
APRIL

Nov  
MAY


Dec  
JUNE

MCAS-110

WELL #	STAT.	PUMP LEV.	DRAW DOWN	STAT.	PUMP LEV.	DRAW DOWN	STAT.	PUMP LEV.	DRAW DOWN	STAT.	PUMP LEV.	DRAW DOWN	STAT.	PUMP LEV.	DRAW DOWN	STAT.	PUMP LEV.	DRAW DOWN	REMARKS
TCB 100	20'	37'	17'	20'	41'	21'	20'	35'	15'	20'	30'	10'	20'	36'	16'	20'	35'	15'	
H 201	20'	35'	15'	20'	45'	25'	47'	34'	13'	45'	36'	9'	49'	25'	24'	50'	25'	25'	
D 502		25'		22'	26'	4'	22'	21'	1'	20'	22'	2'	20'	18'	2'	20'	22'	2'	
J 504	22'	53'	31'	22'	57'	35'	20'	57'	37'	20'	55'	35'	21'	58'	37'	20'	55'	35'	
E 600	13'	23'	10'	20'	25'	5'	15'	23'	8'	24'	15'	9'	15'	20'	5'	15'	15'	0'	
K 604	19'	40'	21'	20'	40'	20'	20'	39'	19'	22'	38'	16'	21'	38'	17'	22'	38'	16'	
F 700	36'	46'	10'	26'	47'	21'	36'	54'	18'	26'	51'	25'	35'	48'	13'	36'	45'	9'	
G 901																			out
L 1000	22'	26'	4'	20'	45'	25'	22'	30'	8'	20'	23'	3'	20'	24'	4'	20'	22'	2'	
M 1001	30'	35'	5'	29'	50'	21'	31'	49'	18'	30'	45'	15'	30'	50'	20'	30'	45'	15'	
TCB 325										20'	41'	21'	40'			40'			

STAT. = STATIC

PUMP LEV. = PUMPING LEVEL



JANUARY

July

MCAS -110

FEBRUARY

August

MARCH

Sept.

WELL

PUMP

APRIL

OCT.

MAY

Nov.

JUNE


Dec.

WELL #	STAT.	PUMP LEV.	DRAW DOWN	STAT.	PUMP LEV.	DRAW DOWN	STAT.	PUMP LEV.	DRAW DOWN	STAT.	PUMP LEV.	DRAW DOWN	STAT.	PUMP LEV.	DRAW DOWN	STAT.	PUMP LEV.	DRAW DOWN	REMARKS
AS <sub>4</sub> 106		30'		30'	22'	8'	40'	39'	1'	45'	40'	5'	35'	60'	25'	18'	13'	5'	?
S 131	30'			30'	30'	0	30'	31'	1'	30'	33'	3'	28'						1-7.83 Pitella motor Break on
S 190		48'		35'	50'	15'	35'	49'	14'	35'	43'	8'	35'	48'	13'	35'	45'	10'	
T 191	34'			45'	50'	5'	45'	46'	1'	43'	48'	5'	50'	45'	5'	34"	54'	20"	
203		28'		33'	32'		34'	35'	1'	25'	25'	1'	25'	35'	10'	25'	35'	10'	
R 1251	10'	39'	29'	25'	25'	0	21'	25'	4'	20'	21'	1'	20'	24'	4'	18'	25'	7'	
Q 1253	39'	40'	1'	40'	40'	0	41'	40'	1'	34'	40'	6'	38'	40'	2'	39'	40'	1'	
P 1254	24'	33'	9'	25'	32'	7'	35'	25'	10'	22'	26'	4'	24'	25'	1'	24'	30'	6'	
O 1255				11'	45'	34'	11'	40'	29'	10'	35'	25'	10'	45'	35'	15'	40'	25'	
N 1256	20'	52'	32'	20'	52'	32'	25'	50'	25'	18'	50'	32'	18'	45'	27'	20'	45'	25'	
414		35'		32'	35'	3'	34'	45'	11'	29'	34'	5'	30'	35'	5'	30'	45'	15'	
4150	32'	38'	6'	30'	37'	7'	31'	39'	8'	30'	35'	5'	30'	35'	5'	30'	38'	8'	?

STAT. = STATIC

PUMP LEV. = PUMPING LEVEL





JANUARY

July

FEBRUARY

Aug.

MARCH

Sept.

WELL

PUM

APRIL

Oct.

MAY

Nov.

JUNE


Dec.

MCAS-110

WELL #	STAT.	PUMP LEV.	DRAW DOWN	STAT.	PUMP LEV.	DRAW DOWN	STAT.	PUMP LEV.	DRAW DOWN	STAT.	PUMP LEV.	DRAW DOWN	STAT.	PUMP LEV.	DRAW DOWN	STAT.	PUMP LEV.	DRAW DOWN	REMARKS
5001	40'	60'	20'	34'	40'	4'	20'	46'	26'	20'	35'	15'	18'	35'	17'	18'	35'	17'	
5002																			
5009		60'		30'	55'	25'	11'	37'	26'	-	47'	-	26'	35'	5'	10'	43'	33'	

STAT. = STATIC


PUMP LEV. = PUMPING LEVEL



<u>JANUARY</u>				<u>FEBRUARY</u>			<u>MARCH</u>			<u>APRIL</u>			<u>MAY</u>			<u>JUNE</u>			REMARKS
WELL #	STAT.	PUMP LEV.	DRAW DOWN	STAT.	PUMP LEV.	DRAW DOWN	STAT.	PUMP LEV.	DRAW DOWN	STAT.	PUMP LEV.	DRAW DOWN	STAT.	PUMP LEV.	DRAW DOWN	STAT.	PUMP LEV.	DRAW DOWN	
<i>RIFLE RANGE</i>																			
45	57'	63'	6'	53'	65'	12'	55	65	10'	56'	64'	8'	55'	64'	9'	56'	64'	8'	
47	58'	61'	3'	54'	63'	9'	57'	61'	4'	58'	63'	5'	57'	62'	5'	58'	63'	5'	
97	51'	5		50'			50'			50			51'			53'			
227		OUT																	

STAT. = STATIC

PUMP LEV. = PUMPING LEVEL



JANUARY				FEBRUARY			MARCH			APRIL			MAY			JUNE			REMARKS
WELL #	STAT.	PUMP LEV.	DRAW DOWN	STAT.	PUMP LEV.	DRAW DOWN	STAT.	PUMP LEV.	DRAW DOWN	STAT.	PUMP LEV.	DRAW DOWN	STAT.	PUMP LEV.	DRAW DOWN	STAT.	PUMP LEV.	DRAW DOWN	
45	58'	67'	9'	54'	64'	8'	55'	64'	9'	56'	65'	9'	57'	64'	7'	57'	64'	7'	
47	57'	62'	5'	56'	60'	4'	56'	61'	5'	56'	61'	5'	56'	58'	2'	53'	58'	5'	
97	52'	-		50'	62'	12'	51'	62'	11'	48'	61'	13'	53'	62'	9'	53'	61'	8'	
227	OUT									OUT						OUT			

WELL

PUMP

~~JANUARY~~ July Rifle Range

~~FEBRUARY~~ Aug.


~~MARCH~~ Sept.

~~APRIL~~ Oct.

~~MAY~~ NOV.

~~JUNE~~ Dec.

STAT. = STATIC      PUMP LEV. = PUMPING LEVEL




JANUARY				FEBRUARY			MARCH			APRIL			MAY			JUNE			REMARKS	
WELL #	STAT.	PUMP LEV.	DRAW DOWN	STAT.	PUMP LEV.	DRAW DOWN	STAT.	PUMP LEV.	DRAW DOWN	STAT.	PUMP LEV.	DRAW DOWN	STAT.	PUMP LEV.	DRAW DOWN	STAT.	PUMP LEV.	DRAW DOWN		
<i>COURTHOUSE BAY</i>																				
43				36'	33'		36'	33'	3'	28'	38'	10'	26'	36'	10'	27'	36'	9'		
44	25'	36'	11'	25'	34'	9'	25'	36'	11'	25'	36'	11'	24'	37'	13'	23'	34'	11'		
220				34'	41'	7'	34'	41'	7'	34'	42'	8'	35'	42'	7'	34'	42'	8'		
221	44'			45'	54'	9'	44'	53'	9'	44'	56'	12'	45'	56'	11'	44'	55'	11'		
BA 264	22'	39'	17'	?	?		36'	23'		37'	34'	3'	37'	22'		39'	21'	16'	36'	20'
190		44'		?	?		54'	41'		54'	14'	40'	57'	40'		56'	41'	15'	58'	38'

STAT. = STATIC


PUMP LEV. = PUMPING LEVEL





<u>JANUARY</u>				<u>FEBRUARY</u>			<u>MARCH</u>			<u>APRIL</u>			<u>MAY</u>			<u>JUNE</u>			REMARKS
July				Aug.			SEPT.			OCT.			NOV.			Dec.			
WELL #	STAT.	PUMP LEV.	DRAW DOWN	STAT.	PUMP LEV.	DRAW DOWN	STAT.	PUMP LEV.	DRAW DOWN	STAT.	PUMP LEV.	DRAW DOWN	STAT.	PUMP LEV.	DRAW DOWN	STAT.	PUMP LEV.	DRAW DOWN	REMARKS
43	26'	36'	10'	26'	56'	30'	26'	36'	10'	26'	36'	10'	25'	36'	11'	16	40	24	
44	24'	33'	9'	24'	54'	30'	24'	33'	9'	24'	33'	9'	24'	33'	9'	24'	32'	8'	
220	35'	42'	7'	34'	42'	8'	35'	42'	7'	34'	42'	12'	34'	42'	13'	35'	42'	13'	
221	44'	55'	11'	44'	55'	11'	44'	55'	11'	43'	55'	12'	44'	55'	11'	44'	55'	11'	
BA 164	38'	21'	17'	20'	40'	20'	18'	36'	18'	17'	45'	28'	22'	39'	17'	40'	25'	15'	
190	56'	42'	14'	65'	42'	23'	65'	42'	23'	67'	45'	22'	62'	48'	14'	67'	44'	23'	


STAT. = STATIC      PUMP LEV. = PUMPING LEVEL



JANUARY			FEBRUARY			MARCH			APRIL			MAY			JUNE			REMARKS	
WELL #	STAT.	PUMP LEV.	DRAW DOWN	STAT.	PUMP LEV.	DRAW DOWN	STAT.	PUMP LEV.	DRAW DOWN	STAT.	PUMP LEV.	DRAW DOWN	STAT.	PUMP LEV.	DRAW DOWN	STAT.	PUMP LEV.		DRAW DOWN
602	20'	47'	17'	20'	50'	30'	20'	51'	31'	18'	43'	25'	20'	-	-	22'	40'	18'	
603	22'	56'	34'	22'	56'	34'	21'	55'	34'	23'	58'	35'	24'	58'	34'	20'	52'	32'	
606	30'	55'	25'	30'	55'	25'	33'	54'	21'	33'	51'	18'	31'	51'	20'	32'	56'	24'	
608	38'	50'	12'	40'	51'	11'	37'	48'	11'	37'	45'	8'	38'	45'	7'	38'	47'	9'	
609	30'	50'	20'	29'	50'	21'	27'	52'	25'	26'	51'	25'	26'	52'	26'	28'	51'	23'	
613	20'	37'	17'	18'	38'	20'	20'	37'	17'	24'	35'	11'	22'	-	-	18'	36'	18'	
615	20'	-	-	22'	-	-	NO POWER			23'	NO POWER		22'	NO POWER		18'			
616	39'	57'	18'	40'	57'	17'	36'	60'	24'	36'	53'	17'	38'	44'	6'	DOWN			
620	20'	40'	20'	21'	39'	18'	18'	37'	19'	18'	37'	19'	-	40'	-	15'	37'	22'	
632	23'	52'	29'	22'	47'	25'	22'	48'	26'	23'	48'	25'	-	48'	-	23'	46'	23'	
633	50'	66'	16'	47'	65'	18'	47'	66'	19'	48'	64'	16'	-	66'	-	48'	66'	18'	
634	18'	42'	24'	17'	39'	22'	16'	39'	23'	24'	40'	16'	22'	40'	18'	16'	32'	16'	

STAT. = STATIC


PUMP LEV. = PUMPING LEVEL



JANUARY			FEBRUARY			MARCH			APRIL			MAY			JUNE			REMARKS
WELL #	STAT.	PUMP LEV.	DRAW DOWN	STAT.	PUMP LEV.	DRAW DOWN	STAT.	PUMP LEV.	DRAW DOWN	STAT.	PUMP LEV.	DRAW DOWN	STAT.	PUMP LEV.	DRAW DOWN	STAT.	PUMP LEV.	
635	43'	70'	27'	45'	70'	25'	42'	NO POWER	42'	NO POWER	42'	NO POWER	42'	75'	33'			
636	16'	57'	41'	28'	58'	30'	14'	53'	35'	17'	57'	40'	NOTE WELL DOES NOT RUN	15'	58'	43'		
637	31'	82'	51'	30'	80'	50'	33'	80'	47'	65'	112'	47'	66'	112'	46'	70'	105'	35'
638	38'	100'	62'	36'	103'	67'	38'	101'	63'	37'	102'	65'	36'	102'	66'	38'	101'	63'
639	21'	78'	57'	21'	77'	56'	20'	78'	58'	20'	85'	65'	20'	80'	60'	26'	77'	51'
640	19'	44'	25'	20'	38'	18'	17'	44'	27'	18'	40'	22'	18'	40'	22'	19'	45'	26'
641	32'	65'	33'	31'	61'	30'	30'	62'	32'	28'	65'	37'	28'	64'	36'	34'	61'	27'
642	35'	100'	65'	32'	96'	64'	32'	97'	65'	34'	92'	58'	34'	92'	58'	37'	92'	55'
651	48'	120'	72'	49'	114'	65'	45'	122'	77'	46'	118'	72'	47'	118'	71'	48'	115'	67'
652	12'	83'	71'	9'	81'	72'	12'	80'	68'	14'	80'	66'	14'	80'	66'	17'	82'	65'
653	39'	76'	37'	38'	75'	37'	36'	75'	39'	35'	75'	45'	-	75'	-	38'	75'	37'
654	39'	60'	21'	38'	57'	19'	37'	57'	20'	40'	56'	16'	38'	-	-	38'	58'	20'

STAT. = STATIC

PUMP LEV. = PUMPING LEVEL



JANUARY

FEBRUARY

MARCH

APRIL

MAY


JUNE

WELL #	STAT.	PUMP LEV.	DRAW DOWN	STAT.	PUMP LEV.	DRAW DOWN	STAT.	PUMP LEV.	DRAW DOWN	STAT.	PUMP LEV.	DRAW DOWN	STAT.	PUMP LEV.	DRAW DOWN	STAT.	PUMP LEV.	DRAW DOWN	REMARKS
M-1	41'	-	-	41	-	-	41	-	-	42'	45'	3'	36'	60'	24'	41'	-	-	
M-2	35'	58'	23'	38'	56'	18'	32'	59'	27'	34'	60'	26'	36'	46'	10'	35'	61'	26'	
655	28'	55'	27'	27'	55'	28'	24'	53'	29'	25'	47'	22'	27'	60'	33'	28'	46'	12'	

STAT. = STATIC

PUMP LEV. = PUMPING LEVEL






JANUARY JULY			FEBRUARY AUG			MARCH SEPT.			APRIL OCT.			MAY NOV.			JUNE DEC.			REMARKS	
WELL #	STAT.	PUMP LEV.	DRAW DOWN	STAT.	PUMP LEV.	DRAW DOWN	STAT.	PUMP LEV.	DRAW DOWN	STAT.	PUMP LEV.	DRAW DOWN	STAT.	PUMP LEV.	DRAW DOWN	STAT.	PUMP LEV.		DRAW DOWN
HADNOT POINT																			
602	19'	42'	23'	15'	57'	42'	18'	55'	37'	14'	57'	43'	17'	50'	33'	18'	52'	34'	
603	19'	54'	35'	20'	52'	32'	20'	50'	30'	30'	54'	24'	25'	54'	29'	34'	54'	26'	
606	30'	55'	25'	30'	53'	23'	28'	53'	25'	30'	53'	23'	30'	53'	22'	28'	54'	16'	
608	38'	55'	17'	40'	54'	14'	36'	54'	18'	40'	52'	12'	30'	38'	8'	30'	38'	8'	
609	30'	54'	24'	30'	52'	22'	30'	50'	20'	26'	53'	27'	31'	55'	24'	31'	54'	23'	
613	22'	37'	15'	19'	38'	19'	22'	37'	15'	20'	35'	15'	21'	39'	18'	19'	41'	22'	
615	20'	Down	-	19'	25'	6'	22'	28'	6'	Down		Down				Down			
616	Down			28'	49'	21'	30'	47'	17'	28'	49'	21'	29'	49'	20'	28'	50'	22'	
620	20'	37'	17'	20'	37'	17'	22'	37'	15'	24'	36'	12'	27'	39'	12'	25'	40'	15'	
632	24'	50'	26'	23'	52'	29'	25'	52'	27'	25'	50'	25'	35'	50'	15'	13'	44'	37'	
633	49'	66'	17'	50'	65'	15'	50'	64'	14'	34'	52'	18'	38'	58'	20'	38'	65'	27'	
634	20'	42'	22'	16'	33'	17'	19'	33'	14'	19'	33'	14'	DOWN			DOWN			

STAT. = STATIC

PUMP LEV. = PUMPING LEVEL



JANUARY

542

~~FEBRUARY~~

AUG.

WELL

I

~~MARCH~~

SEPT.

~~APRIL~~

OCT

~~MAY~~

NOV


~~JUNE~~

DEC

WELL #	STAT.	PUMP LEV.	DRAW DOWN	STAT.	PUMP LEV.	DRAW DOWN	STAT.	PUMP LEV.	DRAW DOWN	STAT.	PUMP LEV.	DRAW DOWN	STAT.	PUMP LEV.	DRAW DOWN	STAT.	PUMP LEV.	DRAW DOWN	REMARKS
635	37'	73'	36'	40'	74'	34'	35'	74'	39'	44'	59'	15'	44'	61'	17'	44	59	15	
636	27'	48'	21'	15'	58'	43'	18'	58'	40'	13'	56'	43'	13'	54'	41'	13	50	37	
637	63'	105'	42'	66'	103'	37'	70'	103'	33'	65'	105'	40'	66'	105'	39'	65	103	38	
638	38'	103'	65'	68'	102'	34'	39	100'	62'	70	102'	32'	35'	102'	67'	40	104	64	
639	20'	78'	58'	22'	75'	53'	20'	75'	55'	21'	77'	56'	26'	80'	54'	22	75	53	
640	19'	42'	23'	20'	33'	13'	11'	48'	37'	11'	48'	37'	11'	45'	34'	11	48	37	
641	30'	64'	34'	32'	65'	33'	32	60'	28'	26	65'	39'	26'	69'	45'	26	66	40	
642	35'	95'	60'	34'	94'	60'	24'	95'	71'	26	89'	63'	27'	92'	65'	25	94	69	
651	48'	No Power		47'	115'	68'	48'	115'	67'	48'	117'	69'	48'	117'	69'	50	120	70	
652	12'	82'	70'	10'	80'	70'	10'	83'	73'	15'	90'	75'	15'	93'	78'	15	94	79	
653	38'	75'	37'	30'	78'	48'	30'	73'	43'	41	76'	35'	43'	76'	33'	40	77	37	
654	38'	68'	30'	38'	58'	20'	38'	54'	16'	28	46'	18'	30	53'	23'	28	46	18	

STAT. = STATIC

PUMP LEV. = PUMPING LEVEL



JANUARY <i>JULY</i>			FEBRUARY <i>AUG.</i>			MARCH <i>SEPT.</i>			APRIL <i>OCT.</i>			MAY <i>NOV.</i>			JUNE <i>DEC.</i>			REMARKS	
WELL #	STAT.	PUMP LEV.	DRAW DOWN	STAT.	PUMP LEV.	DRAW DOWN	STAT.	PUMP LEV.	DRAW DOWN	STAT.	PUMP LEV.	DRAW DOWN	STAT.	PUMP LEV.	DRAW DOWN	STAT.	PUMP LEV.	DRAW DOWN	REMARKS
M-1	39'	46'	7'	39'	47'	8'	39'	<i>Not run w/ draw needed</i>	3				38'	<i>NOT RUN</i>		38'		<i>NOT RUN</i>	
M-2	36'	54'	18'	36'	62'	26'	37'	56'	19'	36'	60'	24'	36'	62'	26'	38'	61'	23'	
655	28'	42'	14'	28'	40'	12'	25'	56'	31'	16'	56'	40'	15'	54'	39'	17'	57'	40'	

STAT. = STATIC

PUMP LEV. = PUMPING LEVEL



WELL I

JANUARY

FEBRUARY

MARCH

APRIL

MAY

JUNE


1983  
TARAWA TERRACE

WELL #	STAT.	PUMP LEV.	DRAW DOWN	STAT.	PUMP LEV.	DRAW DOWN	STAT.	PUMP LEV.	DRAW DOWN	STAT.	PUMP LEV.	DRAW DOWN	STAT.	PUMP LEV.	DRAW DOWN	STAT.	PUMP LEV.	DRAW DOWN	REMARKS
26	34'			32'	-	-	32'	68'	36'	32'	68'	36'	49'	66'	17'	32'	68'	36'	
30	19'	68'	49'	19'	68'	49'	19'	65'	46'	19'	62'	43'	15'	58'	43'	18'	64'	46'	
31	24'	64'	40'	26'	63'	37'	24'	60'	36'	20'	60'	40'	28'	62'	42'	-	57'	-	Saw on water
52	33'	41'	8'	36'	44'	8'	29'	44'	15'	29'	44'	15'	28'	45'	17'	-	40'	-	
53	46'	67'	21'	46'	67'	21'	38'	67'	29'	38'	67'	29'	37'	70'	47'	-	70'	-	
54	33'	61'	28'	32'	61'	29'	32'	61'	29'	32'	61'	29'	32'	60'	28'	32'	60'	28'	
67	37'	42'	5'	36'	50'	14'	34'	48'	14'	34'	48'	14'	33'	50'	17'	34'	58'	24'	
25	47'	61'	14'	46'	60'	14'	43'	61'	18'	42'	59'	17'	42'	60'	18'	-	62'	-	Saw on water run all month

STAT. = STATIC

PUMP LEV. = PUMPING LEVEL





1983

WELL

I


TT-38

83

WELL #	STAT.	PUMP LEV.	DRAW DOWN	STAT.	PUMP LEV.	DRAW DOWN	STAT.	PUMP LEV.	DRAW DOWN	STAT.	PUMP LEV.	DRAW DOWN	STAT.	PUMP LEV.	DRAW DOWN	STAT.	PUMP LEV.	DRAW DOWN	REMARKS
26		70'			68'		58'	79'	21'	33'	56'	26'	38'	71'	23'	32'	68'	36'	
30	18'	64'	46'	18'	44'	26'	18'	40'	22'	18'	62'	44'	35'	<del>37'</del>	<del>40'</del>	17'	64'	47'	
31		58'			60'			55'	35'	25'	61'	36'	22'	64'	42'	36'	60'	24'	
52		40'			44'			42'		31'	44'	13'	29'	45'		29'	44'	15'	
53		68'			67'			69'		36'	65'	29'	40'	66'	26'	40'	67'	27'	
54		58'			60'			58'		33'	60'	27'	31'	62'	31'	24'	58'	34'	
67		56'			60'			58'		33'	49'	16'	36'	53'	17'	36'	56'	20'	
25	43'	62'	19'	45'	60'	15'	45'	62'	17'	48'	60'	12'	44'	62'	18'	42'	60'	18'	

STAT. = STATIC

PUMP LEV. = PUMPING LEVEL



JANUARY

FEBRUARY

MARCH

APRIL

MAY

JUNE


1983

HOLCOMB BLVD

WELL #	STAT.	PUMP LEV.	DRAW DOWN	STAT.	PUMP LEV.	DRAW DOWN	STAT.	PUMP LEV.	DRAW DOWN	STAT.	PUMP LEV.	DRAW DOWN	STAT.	PUMP LEV.	DRAW DOWN	STAT.	PUMP LEV.	DRAW DOWN	REMARKS
643	36'	55'	25'	30'	55'	25'	27'	54'	27'	26'	57'	31'				26'	57'	31'	
644	24'	60'	36'	25'	59'	34'	20'	64'	44'	20'	64'	44'	20'	64'	44'	25'	65'	40'	
645	25'	43'	18'	25'	44'	15'	21'	43'	22'	20'	40'	20'	22'	42'	20'	24'	43'	19'	
646	35'	47'	12'	32'	46'	14'	32'	44'	12'	30'	44'	14'	32'	45'	13'	32'	45'	13'	
647	38'	50'	12'	36'	52'	16'	35'	50'	15'	34'	50'	16'	34'	50'	24'	34'	48'	14'	
648	10'	71'	61'	8'	78'	62'	78'	84'	6'	80'	(9) 86'	6'	8'	84'	76'	10'	75'	65'	
649	22'	98'	76'	28'	90'	70'	19'	92'	73'	14'	88'	74'	14'	90'	76'	15'	80'	65'	
650	18'	87'	69'	18'	87'	69'	19'	85'	66'	16'	84'	68'	16'	84'	68'	20'	87'	67'	

STAT. = STATIC

PUMP LEV. = PUMPING LEVEL



JANUARY

FEBRUARY

MARCH

APRIL

MAY

JUNE

H.B.

JULY

AUG.

SEPT.

OCT.

NOV.

DEC.

WELL #	JANUARY			FEBRUARY			MARCH			APRIL			MAY			JUNE			REMARKS
	STAT.	PUMP LEV.	DRAW DOWN	STAT.	PUMP LEV.	DRAW DOWN	STAT.	PUMP LEV.	DRAW DOWN	STAT.	PUMP LEV.	DRAW DOWN	STAT.	PUMP LEV.	DRAW DOWN	STAT.	PUMP LEV.	DRAW DOWN	
643	34'	58'	24'	33'	55'	22'	33'	58'	25'	42'	60'	18'	35'	57'	22'	36'	61'	35'	
644	26'	64'	38'	29'	62'	33'	26'	68'	42'	24'	64'	40'	28'	59'	31'	26'	62'	36'	
645	25'	44'	19'	25'	43'	18'	25'	44'	19'	24'	44'	20'	23'	44'	21'	25'	43'	18'	
646	35'	44'	9'	30'	44'	14'	30'	44'	14'	30'	44'	14'	30'	44'	14'	35'	45'	10'	
647	38'	50'	12'	38'	49'	11'	38'	50'	12'	34'	48'	14'	32'	50'	18'	34'	48'	14'	
648	5'	82'	77'	5'	80'	75'	6'	<del>50'</del> Down		6'	Well Down		6'	87'	81'	10'	84'	74'	
649	15'	93'	78'	15'	92'	77'	13'	84'	71'	28'	91'	63'	28'	95'	67'	20'	92'	72'	
650	18'	86'	68'	22'	88'	66'	22'	88'	66'	22'	88'	66'	25'	88'	67'	20'	88'	68'	

STAT. = STATIC

PUMP LEV. = PUMPING LEVEL




JANUARY			FEBRUARY			MARCH			APRIL			MAY			JUNE			REMARKS
WELL #	STAT.	PUMP LEV.	DRAW DOWN	STAT.	PUMP LEV.	DRAW DOWN	STAT.	PUMP LEV.	DRAW DOWN	STAT.	PUMP LEV.	DRAW DOWN	STAT.	PUMP LEV.	DRAW DOWN	STAT.	PUMP LEV.	
142	33'	51'	18'	33'	39'	6'	33'	out	116'	38'	27'	29'	39'	10'	17'	38'	21'	
168	32'	47'	15'	21'	45'	18'	27'	out	27'	out	out							
197	18'	48'	30'	18'	49'	31'	18'	49'	31'	18'	49'	31'	15'	40'	25'	20'	50'	30'
628	-	-	-	-	-	-	-	-	-	-	-	-	-	-	-	-	-	-
629	26'	44'	18'	26'	43'	17'	26'	43'	17'	23'	43'	20'	25'	42'	19'	23'	43'	20'
630	20'	39'	19'	19'	41'	22'	19'	39'	20'	19'	39'	20'	18'	40'	22'	20'	40'	20'
267	48'	62'	14'	48'	62'	14'	46'	62'	16'	45'	62'	17'	46'	54'	8'	45'	62'	17'

STAT. = STATIC

PUMP LEV. = PUMPING LEVEL





WELL


I

1983 MP

July			Aug			Sept			Oct			Nov			Dec			REMARKS		
WELL #	STAT.	PUMP LEV.	DRAW DOWN	STAT.	PUMP LEV.	DRAW DOWN	STAT.	PUMP LEV.	DRAW DOWN	STAT.	PUMP LEV.	DRAW DOWN	STAT.	PUMP LEV.	DRAW DOWN	STAT.	PUMP LEV.		DRAW DOWN	
142	31'	59'	28'	11'	35'	24'	11'	26'	15'	20'	41'	21'	12'	36'	24'	11'	38'	27'		
168				-	-	-	gone													
197		50'		20'	39'	19'	22'	44'	22'	19'	49'	30'	12'	61'	49'	18'	48'	30'		
267		55'		45'	62'	17'	45'	58'	13'	46'	57'	11'	45'	57'	12'	45'	62'	17'		
628				-	-	-	Repairing													
629		42'		23'	43'	20'	24'	40'	16'	30'	44'	14'	25'	43'	18'	27'	43'	16'		
630	20'	42'	22'	19'	40'	21'	24'	46'	22'	20'	40'	20'	22'	40'	18'	20'	39'	35'		

STAT. = STATIC


PUMP LEV. = PUMPING LEVEL



JANUARY			FEBRUARY			MARCH			APRIL			MAY			JUNE			REMARKS	
WELL #	STAT.	PUMP LEV.	DRAW DOWN	STAT.	PUMP LEV.	DRAW DOWN	STAT.	PUMP LEV.	DRAW DOWN	STAT.	PUMP LEV.	DRAW DOWN	STAT.	PUMP LEV.	DRAW DOWN	STAT.	PUMP LEV.		DRAW DOWN
MCAS																			
AS 106	18'	43'	25'	18'	36'	18'	18'	41'	23'	18'	36'	18'	20'	36'	16'	18'	43'	25'	
S 131	30'	35'	5'	30'	36'	6'	30'	38'	8'	30'	38'	8'	30'	36'	6'	31'	38'	7'	
S 190	40'	50'	10'	35'	42'	7'	35'	46'	11'	35'	55'	20'	37'	50'	13'	35'	50'	15'	
T 191	40'	54'	14'	40'	48'	8'	40'	50'	10'	40'	54'	14'	45'	54'	9'	38'	51'	13'	
203	28'	35'	7'	28'	35'	7'	28'	38'	10'	<del>28'</del>	<del>35'</del>	<del>8'</del>	27'	37'	10'	28'	34'	6'	
R 1251	25'	30'	5'	23'	25'	2'	25'	40'	15'	24'	26'	2'	20'	30'	10'	25'	27'	2'	
Q 1253	40'	48'	8'	38'	42'	4'	40'	42'	2'	38'	40'	2'	38'	45'	7'	37'	45'	8'	
P 1254	25'	28'	3'	25'	26'	1'	24'	26'	2'	25'	28'	3'	25'	27'	2'	25'	28'	3'	
O 1255	14'	50'	36'	10'	42'	32'	12'	50'	38'	45'	62'	17'	15'	47'	32'	13'	46'	33'	
N 1256	25'	48'	23'	22'	48'	6'	22'	60'	38'	20'	46'	26'	19'	38'	19'	23'	45'	22'	
4140	35'	35'	0'	32'	33'	3'	35'	38'	3'	30'	36'	6'	33'	35'	2'	31'	38'	7'	
4150	30'	35'	5'	30'	36'	6'	32'	38'	6'	30'	35'	5'	32'	40'	8'	34'	35'	1'	

STAT. = STATIC


PUMP LEV. = PUMPING LEVEL



JANUARY			FEBRUARY			MARCH			APRIL			MAY			JUNE			REMARKS	
WELL #	STAT.	PUMP LEV.	DRAW DOWN	STAT.	PUMP LEV.	DRAW DOWN	STAT.	PUMP LEV.	DRAW DOWN	STAT.	PUMP LEV.	DRAW DOWN	STAT.	PUMP LEV.	DRAW DOWN	STAT.	PUMP LEV.		DRAW DOWN
MCAS - 110																			
TC 100 B	22'	35'	13'	20'	33'	13'	16'	36'	20'	18'	35'	17'	20'	36'	16'	19'	35'	16'	
H 201	30'	35'	5'	10'	30'	20'	8'	22'	14'	10'	42'	32'	50'	50'	-	11'	48'	37'	
D 502	20'	25'	5'	22'	22'	0'	18'	28'	10'	20'	26'	6'	20'	25'	5'	22'	25'	3'	
S 504	35'	54'	19'	20'	54'	34'	20'	54'	34'	20'	56'	36'	25'	56'	31'	25'	56'	31'	56 25 71
E 600	18'	24'	6'	15'	25'	10'	15'	25'	10'	15'	35'	20'	15'	24'	9'	18'	25'	7'	
K 604	28'	42'	14'	18'	35'	17'	18'	40'	22'	16'	36'	20'	20'	41'	21'	23'	40'	17'	
F 700	47'	54'	7'	35'	43'	8'	35'	55'	20'	35'	46'	11'	35'	55'	20'	36'	48'	12'	
G 901																			
L 1000	20'	34'	14'	20'	-	-	-	OUT	-	-	OUT	-	-	OUT	-	-	OUT	-	-
M 1001	30'	46'	16'	28'	44'	16'	28'	48'	20'	26'	46'	20'	30'	49'	19'	32'	49'	17'	
TC I 325	40'	-	-	42'	-	-	45'	NOT HOOD UP TO CONTROL PANEL	40'	-	-	40'	-	-	43'	-	-	-	-

STAT. = STATIC

PUMP LEV. = PUMPING LEVEL



JANUARY

FEBRUARY

MARCH

APRIL

MAY

JUNE


MCAS

WELL 1

WELL #	STAT.	PUMP LEV.	DRAW DOWN	STAT.	PUMP LEV.	DRAW DOWN	STAT.	PUMP LEV.	DRAW DOWN	STAT.	PUMP LEV.	DRAW DOWN	STAT.	PUMP LEV.	DRAW DOWN	STAT.	PUMP LEV.	DRAW DOWN	REMARKS	
5001	35'	55'	20'	19'	35'	16'	18'	36'	18'	20'	34'	14'	18'	50'	32'	20'	49'	29'		
5009	26'	35'	9'	18'	40'	22'	15'	52'	37'	20'	50'	30'	15'	46'	31'				pump on all months	

STAT. = STATIC      PUMP LEV. = PUMPING LEVEL





July			Aug			Sept			Oct			Nov			Dec			REMARKS	
WELL #	STAT.	PUMP LEV.	DRAW DOWN	STAT.	PUMP LEV.	DRAW DOWN	STAT.	PUMP LEV.	DRAW DOWN	STAT.	PUMP LEV.	DRAW DOWN	STAT.	PUMP LEV.	DRAW DOWN	STAT.	PUMP LEV.		DRAW DOWN
106	24'	42'	18'	21'	39'	18'	21'	38'	17'				21'	45'	24'	23'	49'	26'	
131	35'	40'	5'	32'	36'	4'	33'	38'	5'				33'	38'	5'	33'	38'	5'	
196	44'	55'	11'	36'	46'	10'	39'	48'	9'				36'	48'	11'	36'	47'	11'	
191	70'	85'	15'	41'	55'	14'	44'	58'	14'				43'	58'	15'	43'	56'	13'	
203	36'	45'	9'	30'	37'	7'	30'	38'	8'				30'	37'	7'	31'	39'	8'	
1251	29'	32'	3'	25'	28'	3'	25'	Bad	Swired				25'	28'	3'	25'	29'	4'	
1253	42'	48'	6'	40'	46'	6'	43'	49'	6'				39'	46'	7'	41'	46'	5'	
1254	55'	59'	4'	26'	30'	4'	26'	34'	8'				26'	30'	4'	30'	34'	4'	
1255	35'	71'	36'	14'	50'	36'	14'	49'	35'				16'	51'	35'	14'	51'	37'	
1256	28'	70'	42'	25'	50'	27'	25'	55'	30'				28'	45'	17'	20'	60'	40'	
4140	38'	41'	3'	33'	Bad	Swired	36'	40'	4'				36'	40'	4'	35'	38'	3'	
4150	35'	41'	6'	32'	Bad	Swired	34'	39'	5'				34'	39'	5'	34'	40'	6'	

STAT. = STATIC

PUMP LEV. = PUMPING LEVEL



1

2

3

4

5

6

5 10

15 20

25

30 35

WELL

1983 MCAS-110

July

Aug

Sept

Oct

Nov

Dec

WELL #	STAT.	PUMP LEV.	DRAW DOWN	STAT.	PUMP LEV.	DRAW DOWN	STAT.	PUMP LEV.	DRAW DOWN	STAT.	PUMP LEV.	DRAW DOWN	STAT.	PUMP LEV.	DRAW DOWN	STAT.	PUMP LEV.	DRAW DOWN	REMARKS
5001	21'	45'	24'	20'	38'	18'	20'	38'	18'				21'	38'	17'	22'	41'	19'	
5009	16'	45'	29'	26'	48'	22'	32'	41'	9'				25'	45'	30'		42'		

STAT. = STATIC

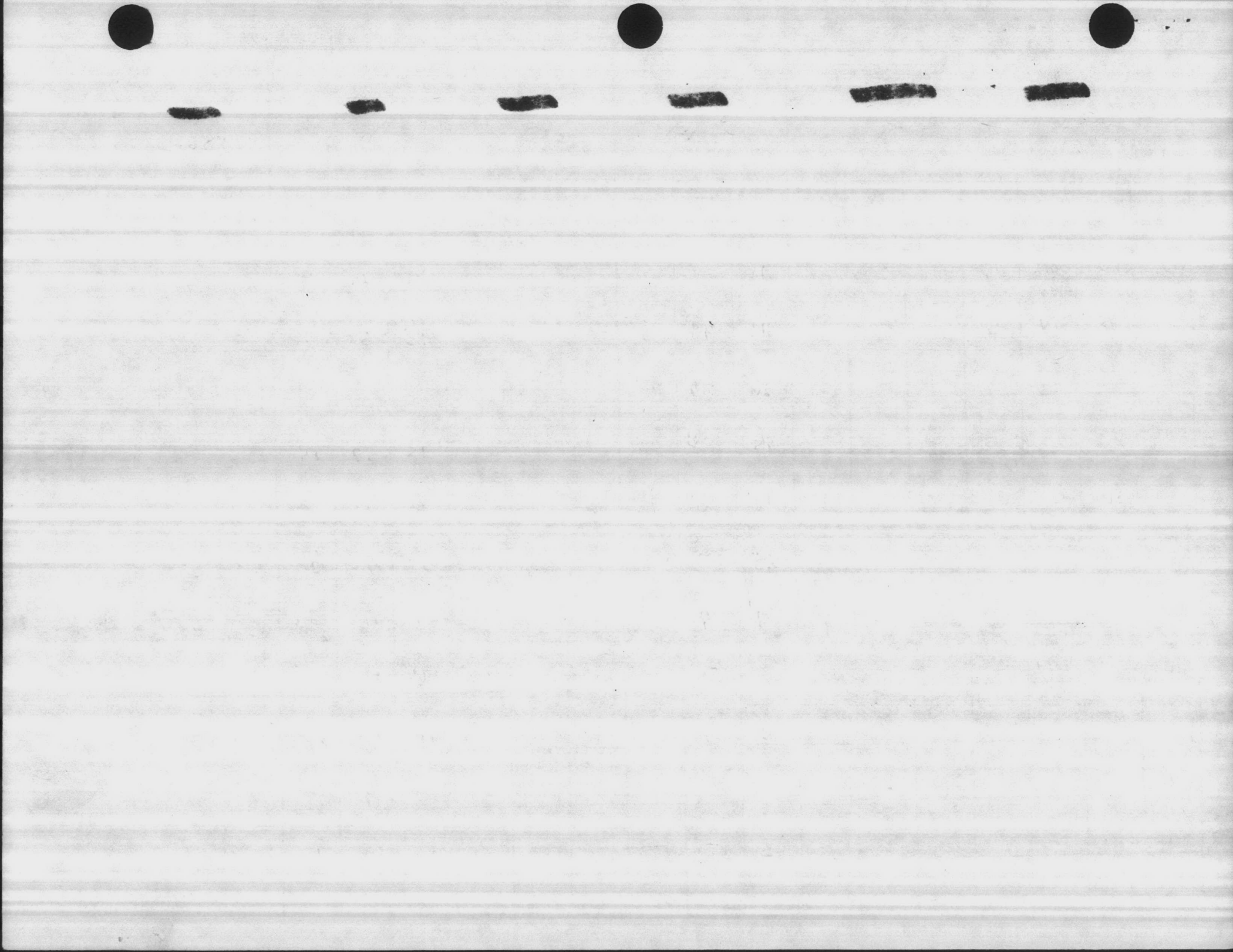
PUMP LEV. = PUMPING LEVEL



July			Aug			Sept			Oct			Nov			Dec			REMARKS		
WELL #	STAT.	PUMP LEV.	DRAW DOWN	STAT.	PUMP LEV.	DRAW DOWN	STAT.	PUMP LEV.	DRAW DOWN	STAT.	PUMP LEV.	DRAW DOWN	STAT.	PUMP LEV.	DRAW DOWN	STAT.	PUMP LEV.		DRAW DOWN	
100 B	23'	42'	19'	19'	35'	17'	21'	38'	17'				25'	44'	19'	24'	44'	20'		
201 H	18'	47'	29'	43'	47'	4'	43'	48'	5'				43'	50'	7'	43'	51'	9'		
502 D	25'	30'	5'	24'	29'	5'	26'	32'	4'				25'			25'	30'	55'		
504 J	32'	65'	33'	20'	56'	36'	25'	57'	32'				23'	57'	24'	24'	56'	32'		
600 e	20'	25'	5'	21'	28'	7'	18'	25'	7'				18'	26'	8'	21'	30'	9'		
604 K	21'	43'	22'	22'	43'	21'	23'	feels out					23'	45'	22'	23'	44'	21'		
700 F	38'	47'	9'	36'	45'	9'	38'	44'	7'				37'	46'	9'	37'	45'	8'		
901 G	Dew N			-	-	-	Pulled out						out							
1000 I	Pulled			-	-	-	45'	49'	5'				17'	45'	28'	14'	43'	29'		
1001 M	33'	50'	17'	33'	-	-	35'	50'	15'				30'	49'	19'	33'	50'	17'		
325 TC	46'	53'	7'	45'	-	-	43'	-	-				42'	53'	11'	45'	50'	10'		

STAT. = STATIC

PUMP LEV. = PUMPING LEVEL



JANUARY

FEBRUARY

MARCH

APRIL

MAY

JUNE

WELL I

1983


RIFLE RANGE

WELL #	STAT.	PUMP LEV.	DRAW DOWN	STAT.	PUMP LEV.	DRAW DOWN	STAT.	PUMP LEV.	DRAW DOWN	STAT.	PUMP LEV.	DRAW DOWN	STAT.	PUMP LEV.	DRAW DOWN	STAT.	PUMP LEV.	DRAW DOWN	REMARKS
45	54'	62'	8'	54'	62'	8'	50'	59'	9'	62'	110'	48'	58'	65'	7'	56'	64'	8'	
47	52'	58'	6'	54'	62'	8'	52'	62'	10'	52'	62'	11'	55'	60'	5'	54'	60'	14'	
97	52'	60'	8'	50'	60'	10'	48'	57'	9'	60'	100'	12'	50'	60'	10'	48'	60'	12'	
227	-	-	-	-	-	-	-	-	-	-	-	-	-	-	-	-	-	-	

STAT. = STATIC

PUMP LEV. = PUMPING LEVEL





WELL

1

23 July RR-85

Aug

Sept

Oct

Nov

Dec

WELL #	STAT.	PUMP LEV.	DRAW DOWN	STAT.	PUMP LEV.	DRAW DOWN	STAT.	PUMP LEV.	DRAW DOWN	STAT.	PUMP LEV.	DRAW DOWN	STAT.	PUMP LEV.	DRAW DOWN	STAT.	PUMP LEV.	DRAW DOWN	REMARKS	
45	56'	64'	8'	56'	64'	8'	56'	64'	8'	56'	64'	8'								
47	56'	61'	5'	54'	62'	8'	54'	62'	8'	54'	62'	8'								
97	51'	60'	9'	48'	62'	14'	48'	60'	12'	54'	60'	6'								
227																				

STAT. = STATIC

PUMP LEV. = PUMPING LEVEL

18  
—  
51  
69

JANUARY

FEBRUARY

MARCH

APRIL

MAY

JUNE


1983

COURTHOUSE BAY

WELL #	STAT.	PUMP LEV.	DRAW DOWN	STAT.	PUMP LEV.	DRAW DOWN	STAT.	PUMP LEV.	DRAW DOWN	STAT.	PUMP LEV.	DRAW DOWN	STAT.	PUMP LEV.	DRAW DOWN	STAT.	PUMP LEV.	DRAW DOWN	REMARKS
43	16	40'	24'	16'	40'	24'	24'	10	14'	15'	34'	29'	16'	24'	8'	16'	24'	8'	
44	25'	71'	36'	25'	71'	36'	25	35	10'	26	35	9'	25'	36'	11'	25'	35'	10'	
220	35'	42'	13'	34'	42'	12'	32'	41'	11'	35'	42'	7'	35'	43'	12'	35'	42'	13	
221	44'	55'	11'	44'	55'	11'	44'	54'	10'	44'	55'	11'	44'	54'	10'	44'	54'	10'	
<u>BA</u> 164	39'	25'	14'	39'	25'	14'	39'	25'	14'	40'	25'	15'	41'	24'		18'	24'	6'	6
190	65'	43'	<sup>(?)</sup> 22'	65'	<sup>(?)</sup> 43'	22'	65'	<sup>(?)</sup> 43'	22'	67'	44'	<sup>(?)</sup> 23'	68'	42'	<sup>(?)</sup> 26'	65'	42'	23	

STAT. = STATIC

PUMP LEV. = PUMPING LEVEL



WELL

I

CAB-190 July 83

Aug

Sept

Oct


Nov  
83

Dec

WELL #	STAT.	PUMP LEV.	DRAW DOWN	STAT.	PUMP LEV.	DRAW DOWN	STAT.	PUMP LEV.	DRAW DOWN	STAT.	PUMP LEV.	DRAW DOWN	STAT.	PUMP LEV.	DRAW DOWN	STAT.	PUMP LEV.	DRAW DOWN	REMARKS
43	16'	24'	8'	16'	24'	8'	16'	24'	8'	16'	24'	8'	16'	24'	8'	16'	24'	8'	
44	25'	35'	10'	25'	35'	10'	25'	35'	10'	25'	35'	10'	25'	35'	10'	25'	35'	10'	
220	34'	42'	12'	34'	42'	12'	34'	42'	8'	34'	42'	8'	34'	42'	12'	35'	44'	9'	
221	44'	55'	11'	45'	55'	10'	44'	55'	11'	44'	55'	11'	44'	55'	11'	38'	50'	12'	
BA 138																			
164	17'	32'	15'	15'	44'	21'	16'	45'	29'	18'	44'	16'	18'	44'	26'	18'	44"	22"	
190	22'	44'	22'	24'			23'	44'	21'	21'	43'	22'	21'	43'	21'	21"	43"	21"	

STAT. = STATIC

PUMP LEV. = PUMPING LEVEL





639-200

627-175

614-300

611-300

621-200

By Mr. Woody  
Meyers

Lme - 7-9-84

M

Cal  
E. Court





*[Faint, illegible handwriting on lined paper]*

ORDER  
NAVMC 10245