

6280/1
NREAD
5 June 1985

From: Commanding General, Marine Corps Base, Camp Lejeune
To: Commanding Officer, Naval Hospital, Marine Corps Base,
Camp Lejeune

Subj: WATER QUALITY MONITORING AND RELATED ENVIRONMENTAL HEALTH
CONSIDERATIONS

Ref: (a) CG MCB CLNG ltr NREAD/DDS/th 11330/2 of 19 May 1983

Encl: (1) Weekly Chemical Analysis of Drinking Water
(2) Weekly Bacteriological Analysis of Drinking Water
(3) Weekly Naval Hospital Ice Samples Bacteriological
Analysis
(4) Check Samples from 30 Apr 1985 Weekly Bacteriological
Analysis
(5) Wallace Creek Bacteriological Analysis
(6) Water Plant Maintenance Check Samples
(7) Analysis of Water Samples from Military Units in the
Field
(8) Analysis of Complaints
(9) Bacteriological Analysis of Midway Park Water Laterals
(10) Analysis of Samples from PMU Inspections
(11) Miscellaneous Analysis of PMU Samples

1. In accordance with the reference, enclosures (1) through (11)
are forwarded for information.

2. Questions regarding this matter should be forwarded to Mr.
Danny Sharpe, Supervisory Ecologist, extensions 2083/5003.

J. I. WOOTEN
By direction

Blind copy to:
SupvChem

Writer: E. Betz, NREAD 5977
Typist: J. Cross 5June85

CONFIDENTIAL
MEMORANDUM FOR THE DIRECTOR
SUBJECT: [Illegible]

DATE: [Illegible]

TO: [Illegible]

FROM: [Illegible]

1. [Illegible]

2. [Illegible]

3. [Illegible]

4. [Illegible]

5. [Illegible]

6. [Illegible]

7. [Illegible]

8. [Illegible]

9. [Illegible]

10. [Illegible]

11. [Illegible]

12. [Illegible]

13. [Illegible]

14. [Illegible]

15. [Illegible]

CHEMICAL ANALYSIS — WATER TREATMENT PLANTS
 MCBCL 11330/3 (REV 6-84)

DATE COLLECTED 7 MAY 85 DATE OF ANALYSIS 7 MAY 85

PARAMETER	HADNOT POINT	CAMP JOHNSON	TARAWA TERRACE	ONSLow BEACH	COURTHOUSE BAY	RIFLE RANGE	HOLCOMB BLVD	NEW RIVER		
PH	8.8	7.8	8.8	7.8	8.9	8.6	8.9	8.8		
PHENOLTHALEIN ALKALINITY	6	0	4	0	12	4	2	8		
METHYL ORANGE ALKALINITY	60	196	52	178	162	158	68	174		
CARBONATES AS CaCO ₃	12	0	8	0	24	8	4	16		
BICARBONATES AS CaCO ₃	48	196	44	178	138	150	64	158		
CHLORIDES AS Cl	10	38	10	18	16	20	12	66		
HARDNESS AS CaCO ₃	76	98	80	64	70	52	72	68		
IRON AS Fe	20.04	0.65	20.04	0.18	0.09	0.05	20.04	0.08		
FLUORIDE AM/PM	0.96/0.90	0.16	1.15/0.99	0.16	0.11	0.09	0.97/0.90	0.71		
CHLORINE RESIDUAL	1.0	1.4	1.0	1.3	1.4	1.0	1.0	1.3		
TURBIDITY AM/PM	0.110/0.116	1.57	0.20/0.36	0.17	0.72	0.32	0.40/0.20	0.21		
TOTAL PHOSPHATE		3.16			1.47					
ORTHO PHOSPHATE		1.44			0.44					
META PHOSPHATE		1.72			0.98					
STABILITY	+0.3	-0.6	+0.2	-0.7	+0.3	-0.1	+0.3	0		


REMARKS
pH DB POND 8.3

COPY TO:
 UTIL DIR
 WATER TREATMENT
 PMU MCAS PMU

NOTE: All results reported in parts per million unless otherwise noted except for pH, temperature, and specific conductance. One liter of potable water is assumed to weigh one kilogram.

LABORATORY ANALYSIS BY
Barker L.L. H.

ENCLOSURE (11)



CHEMICAL ANALYSIS — WATER TREATMENT PLANTS
 MCBCL 11330/3 (REV 6-84)

DATE COLLECTED

14 MAY 85

DATE OF ANALYSIS

14 MAY 85

PARAMETER	HADNOT POINT	CAMP JOHNSON	TARAWA TERRACE	ONSLow BEACH	COURTHOUSE BAY	RIFLE RANGE	HOLCOMB BLVD	NEW RIVER		
PH	8.6	7.5	8.5	7.7	8.6	8.5	8.9	8.7		
PHENOLTHALEIN ALKALINITY	4	0	4	0	4	4	6	16		
METHYL ORANGE ALKALINITY	60	190	60	150	160	156	58	210		
CARBONATES AS CaCO ₃	8	0	8	0	8	8	12	32		
BICARBONATES AS CaCO ₃	52	190	52	150	152	148	46	178		
CHLORIDES AS Cl	10	30	10	24	12	26	10	90		
HARDNESS AS CaCO ₃	68	74	80	74	80	50	64	50		
IRON AS Fe	40.04	0.50	40.04	0.22	0.12	40.04	40.04	0.07		
FLUORIDE	AM 1.10 PM 1.10	0.19	1.28 1.24	0.20	0.14	0.12	1.05 0.99	1.05		
CHLORINE RESIDUAL	1.0	1.4	1.0	1.2	1.2	1.0	1.0	1.5		
TURBIDITY	AM 0.2 PM 0.3	0.7	0.2 0.5	0.2	0.9	0.3	0.10 0.3	0.6		
TOTAL PHOSPHATE		2.71			1.51					
ORTHO PHOSPHATE		1.26			0.26					
META PHOSPHATE		1.45			1.25					
STABILITY	0.0	-0.5	+0.1	-0.5	+0.2	0.0	+0.1	0.0		
REMARKS										

COPY TO:


UTIL DIR

WATER TREATMENT

PMU MCAS PMU

NOTE: All results reported in parts per million unless otherwise noted except for pH, temperature, and specific conductance. One liter of potable water is assumed to weigh one kilogram.

LABORATORY ANALYSIS BY



CHEMICAL ANALYSIS — WATER TREATMENT PLANTS
 MCBCL 11330/3 (REV. 6-84)

DATE COLLECTED
 21 May 1985

DATE OF ANALYSIS
 21 May 1985

PARAMETER	HADNOT POINT	CAMP JOHNSON	TARAWA TERRACE	ONSLow BEACH	COURTHOUSE BAY	RIFLE RANGE	HOLCOMB BLVD	NEW RIVER		
PH	8.9	7.5	9.0	7.4	8.6	8.3	8.9	8.6		
PHENOLTHALEIN ALKALINITY	8	0	6	0	10	8	8	10		
METHYL ORANGE ALKALINITY	66	192	42	164	162	166	64	206		
CARBONATES AS CaCO ₃	16	0	12	0	20	16	16	20		
BICARBONATES AS CaCO ₃	50	192	30	164	142	150	48	186		
CHLORIDES AS Cl	10	36	12	18	16	36	14	74		
HARDNESS AS CaCO ₃	68	78	70	60	56	96	66	68		
IRON AS Fe	0.10	0.53	<0.04	0.14	<0.04	0.05	<0.04	0.05		
FLUORIDE	AM	0.88	0.96	0.16	0.12	0.11	0.94	0.82		
	PM	0.88	0.17	0.86	0.16	0.12	0.91	0.82		
CHLORINE RESIDUAL	1.0	1.3	1.0	1.5	1.5	1.4	0.9	1.3		
TURBIDITY	AM	1.8	1.4	0.2	0.3	0.3	0.3	0.5		
	PM	1.4	0.4	3.7	0.2	0.3	0.3	0.5		
TOTAL PHOSPHATE		2.87			1.15					
ORTHO PHOSPHATE		1.25			0.24					
META PHOSPHATE		1.62			0.91					
STABILITY	+0.3	-0.8	+0.2	-1.0	+0.1	-0.1	+0.4	+0.1		

REMARKS

COPY TO:

UTIL DIR _____

WATER TREATMENT


PMU MCAS PMU

NREAD FILE

NOTE: All results reported in parts per million unless otherwise noted except for pH, temperature, and specific conductance. One liter of potable water is assumed to weigh one kilogram.

LABORATORY ANALYSIS BY

Lechelle, Barber



CHEMICAL ANALYSIS — WATER TREATMENT PLANTS
 MCBCL 11330/3 (REV. 6-84)

DATE COLLECTED: 28 MAY 85
 DATE OF ANALYSIS: 28 MAY 85

PARAMETER	HADNOT POINT	CAMP JOHNSON	TARAWA TERRACE	ONSLOW BEACH	COURTHOUSE BAY	RIFLE RANGE	HOLCOMB BLVD	NEW RIVER		
PH	9.0	7.5	8.3	7.5	8.6	8.3	8.9	8.8		
PHENOLTHALEIN ALKALINITY	6	0	6	0	8	6	6	12		
METHYL ORANGE ALKALINITY	62	200	90	164	160	168	64	212		
CARBONATES AS CaCO ₃	12	0	12	0	16	12	12	24		
BICARBONATES AS CaCO ₃	50	200	78	164	144	156	52	188		
CHLORIDES AS Cl	12	36	20	20	16	42	18	130		
HARDNESS AS CaCO ₃	66	76	120	58	56	64	70	68		
IRON AS Fe	<0.04	0.74	<0.04	0.19	<0.04	<0.04	<0.04	<0.04		
FLUORIDE AM/PM	0.99/0.88	0.18	0.76/0.85	0.20	0.12	0.110	0.94/0.90	0.89		
*CHLORINE RESIDUAL	1.0	1.4	1.0	1.3	1.3	0.15	1.1	1.4		
TURBIDITY AM/PM	0.57/0.78	0.72	0.33/0.63	0.35	0.49	0.40	0.27/0.30	0.18		
TOTAL PHOSPHATE		3.50			1.56					
ORTHO PHOSPHATE		1.60			0.22					
META PHOSPHATE		1.90			1.34					
STABILITY	+0.2	-1.0	-0.2	-1.1	-0.2	-0.3	+0.1	0		
REMARKS	pH OB POND 8.2									

COPY TO:

UTIL DIR




REPORTABLE POINTS FOR SDWA


WATER SAMPLES	MARKED	COLIFORM MF/100 ML	RESIDUAL CHLORINE	TIME	WATER SAMPLES	MARKED	COLIFORM MF/100 ML	RESIDUAL CHLORINE	TIME	LABORATORY DATA
RR - 3	1	∅	0.8	0958	MCAS - 3502	24	∅	0.4	0930	TIME RECEIVED
RR - 15	2	I	0.8	0949	MCAS - 2002	25	I	0.8	0940	DATE RECEIVED 7 MAY 85
RR - 6	3	I	0.8	1000	MCAS - 4157	26	I	0.4	0920	ACCEPTED BY
	4				MCAS - 1048	27	I	1.0	0950	DATE ANALYZED 7 MAY 85
A-1	5	∅	1.2	0923		28				ANALYSIS STARTED
BB - 7	6	I	1.2	0900	NRMC - Food Service	29	∅	0.5	1050	ANALYSIS FINISHED
BB - 270	7	I	1.3	0913	PP - 2615	30	I	0.6	1035	INCUBATOR TEMP 34.5°C
BB - 45	8	I	1.2	0854	PP - 2600	31	I	0.5	1040	PROCESSED BY Huneycutt
	9				BM - 5400	32	I	0.7	1105	
BA - 103	10	∅	1.3	1120	BM - 1985	33	I	0.6	1115	CUSTODY DATA
BA - 101	11	I	1.3	1225	LCH - 4022	34	I	0.6	1125	DATE
	12				LCH - 4000	35	I	0.6	1135	TIME
TT - 38	13	∅	1.0	0915		36				SIGNATURE
TT - 43	14	I	1.0	1005	H - 1	37	∅	0.9	1020	DATE
TT - 252	15	I	1.0	0945	H - 16	38	I	1.1	1010	TIME
	16				FC - 303	39	I	0.9	0925	SIGNATURE
CK - 1501	17	∅	0.7	1020	FC - 420	40	I	1.2	0920	
M - 139	18	I	1.2	1050	FC - 540	41	I	1.2	0910	COPY TO:
M - 303	19	I	1.1	1030	HP - 236	42	I	1.1	1005	<input checked="" type="checkbox"/> UTIL DIR
	20				HP - 540	43	I	1.0	0900	<input type="checkbox"/> WATER TREATMENT
CG - 1	21	∅	0.3	0910	HP - 1400	44	I	1.1	0840	<input type="checkbox"/> PMU <input type="checkbox"/> MCAS PMO
TC - 830	22	I	0.8	0900	HP - 1407	45	I	1.1	0845	<input type="checkbox"/> NREAD <input type="checkbox"/> FILE
TE - G-650	23	I	0.6	0850		46				<input type="checkbox"/>

REMARKS

SIGNATURE

Lainie Huneycutt





DATE COLLECTED
 14 MAY 1985

REPORTABLE POINTS FOR SDWA


WATER SAMPLES	MARKED	COLIFORM MF/100 ML	RESIDUAL CHLORINE	TIME	WATER SAMPLES	MARKED	COLIFORM MF/100 ML	RESIDUAL CHLORINE	TIME	LABORATORY DATA
RR - 3	1	Ø	0.9	0840	MCAS - 3502	24	Ø	0.4	1000	TIME RECEIVED 1208-1345
RR - 15	2		0.0	0910	MCAS - 2002	25		0.9	1010	DATE RECEIVED 5-14-85
RR - 10	3		1.0	0925	MCAS - 4157	26		0.9	0950	ACCEPTED BY B + L
	4	Ø			MCAS - 2043	27		0.8	1020	DATE ANALYZED 5-14-85
A-1	5	Closed				28				ANALYSIS STARTED 1215
BB - 7	6	Ø	0.8	1015	NRMC - Food Service	29		0.8	1040	ANALYSIS FINISHED 1400
BB - 250	7		0.6	1100	PP - 2615	30		0.7	1020	INCUBATOR TEMP 34.5°
BB - 54	8		0.6	1110	PP - 2600	31		0.7	1025	PROCESSED BY Lachapelle
	9				BM - 5400	32		0.8	1050	
BA - 103	10		0.9	1040	BM - 1985	33		0.7	1100	CUSTODY DATA
BA - 114	11		0.6	1050	LCH - 4022	34		0.6	1110	DATE
	12				LCH - 4003	35		0.7	1120	TIME
TT - 38	13		1.0	0930		36				SIGNATURE
TT - 43	14		0.9	0950	H - 1	37		0.9	0955	DATE
TT - 2709	15		1.1	1245	H - 16	38		0.8	1005	TIME
	16				FC - 303	39		1.0	0850	SIGNATURE
CK - 1400	17		0.5	1230	FC - 420	40		1.0	0900	
M - 139	18		0.5	1100	FC - 540	41		1.0	0905	COPY TO:
M - 231	19		0.3	1115	HP - 236	42		1.0	0945	<input checked="" type="checkbox"/> UTIL DIR
	20				HP - 540	43		1.0	0925	<input type="checkbox"/> WATER TREATMENT
CG - 1	21		0.3	0940	HP - 4200 1400	44		1.0	0840	<input type="checkbox"/> PMU <input type="checkbox"/> MCAS PMO
TC - 830	22		1.5	0930	HP - 20	45	Ø	1.0	0940	<input type="checkbox"/> NREAD <input type="checkbox"/> FILE
TC - GC-650	23	Ø	0.6	0925		46				<input type="checkbox"/>


REMARKS


RR-15 + CG-1 had Non-coliform growth. Both resampled.


SIGNATURE

Robert O. Lachapelle









DATE RECEIVED
 5/21/85

REPORTABLE POINTS FOR SDWA


WATER SAMPLES	MARKED	COLIFORM MF/100 ML	RESIDUAL CHLORINE	TIME	WATER SAMPLES	MARKED	COLIFORM MF/100 ML	RESIDUAL CHLORINE	TIME	LABORATORY DATA
RR - 3	1	Φ	0.7	0948	MCAS - 3502	24	Φ	0.4	0925	TIME RECEIVED 1220 - 1305
RR - 15	2	↓	0.6	0945	MCAS - 2002	25	↓	0.8	0935	DATE RECEIVED 5/21/85
RR - 13	3	Φ	0.8	0950	MCAS - 4157	26	↓	0.3	0915	ACCEPTED BY BURNS
	4				MCAS - 1025	27	Φ	1.0	1000	DATE ANALYZED 5/21/85
A-1	5	Φ	0.7	0920		28				ANALYSIS STARTED 1245
BB - 7	6	↓	1.0	0850	NRMC - FOOD SERVICE	29	Φ	0.8	1130	ANALYSIS FINISHED 1410
BB - 49	7	↓	1.0	0830	PP - 2615	30	↓	0.6	1110	INCUBATOR TEMP 345
BB - 177	8	Φ	1.0	0840	PP - 2611	31	↓	0.7	1115	PROCESSED BY BURNS
	9				BM - 5400	32		0.7	1140	
BA - 103	10	Φ	0.9	1120	BM - 1985	33		0.9	1150	CUSTODY DATA
BA - 101	11	Φ	0.9	1120	LCH - 4022	34	↓	0.5	1215	DATE
	12				LCH - 1206	35	Φ	0.8	1210	TIME
TT - 38	13	Φ	1.0	0830		36				SIGNATURE
TT - 43	14	↓	1.0	0945	H - 1 WARD 12-A	37	Φ	0.9	1045	DATE
TT - 2421	15	Φ	1.1	1005	H - 24	38	↓	0.7	1050	TIME
	16				FC - 303	39		0.8	1005	SIGNATURE
CK - 1000	17	Φ	0.5	1015	FC - 420	40		0.7	1015	
M - 139	18	↓	1.2	1130	FC - 425	41		0.7	1020	COPY TO:
M - 103	19	Φ	1.1	1100	HP - 236	42		0.9	0840	<input checked="" type="checkbox"/> UTIL DIR
	20				HP - 540	43		0.8	1030	<input type="checkbox"/> WATER TREATMENT
CG - 1	21	Φ	0.3	0905	HP - 1890 1400	44	↓	0.9	0855	<input type="checkbox"/> PMU <input type="checkbox"/> MCAS PMO
TC - 830	22	↓	1.5	0855	HP - 1202	45	Φ	0.7	0900	<input type="checkbox"/> NREAD <input type="checkbox"/> FILE
TC - G-650	23	Φ	1.0	0845		46				<input type="checkbox"/>

REMARKS

SIGNATURE

10. J. Burns

5/22/85




BACTERIOLOGICAL ANALYSIS OF WATER

NON-REPORTABLE

WATER SAMPLES	MARKED	COLIFORM COUNT M-ENDO MEDIUM	RESIDUAL CHLORINE	pH	TIME
BB-97		∅	0.2		0910
FC-19					
SH-8		∅	0.7		0955
T. T. POOL		∅	0.4	7.0	1000
M. P. POOL		∅	1.0	7.2	1145
#2 POOL		∅	0.5	7.5	0840
#5 POOL		Closed			
P. P. POOL		∅	0.4	7.5	1110
P. P. BABY POOL		∅	0.4	7.5	1110
MCAS E-POOL		/			
MCAS O-POOL					
MCAS BABY POOL					

REMARKS



DATE COLLECTED
 28 MAY 1985


REPORTABLE POINTS FOR SDWA


WATER SAMPLES	MARKED	COLIFORM MF/100 ML	RESIDUAL CHLORINE	TIME	WATER SAMPLES	MARKED	COLIFORM MF/100 ML	RESIDUAL CHLORINE	TIME	LABORATORY DATA
RR - 3	1	Ø	0.4	0910	MCAS - 3502	24	Ø	0.4	0915	TIME RECEIVED 1325-1405
RR - 15	2		0.3	0920	MCAS - 2002	25		0.9	0925	DATE RECEIVED 28 MAY 85
RR - 10	3		0.2	0930	MCAS - 4157	26		0.4	0905	ACCEPTED BY Burns
	4				MCAS - 2069	27		0.8	0935	DATE ANALYZED 28 MAY 85
A-1	5		0.9	0830		28				ANALYSIS STARTED 1325
BB - 7	6		1.0	0805	NRMC - Food Service	29		0.9	1255	ANALYSIS FINISHED 1450
BB - 265	7		0.9	0815	PP - 2615	30		0.6	1240	INCUBATOR TEMP 39.5°C
BB - 245	8		1.0	0810	PP - 2613	31		0.7	1245	PROCESSED BY L
	9				BM - 5400	32		0.9	1305	
BA - 103	10		1.1	1100	BM - 1985	33		0.9	1310	CUSTODY DATA
BA - 107	11		1.0	1115	LCH - 4022	34		0.4	1325	DATE
	12				LCH - 4000	35		0.8	1330	TIME
TT - 38	13		1.0	0845		36				SIGNATURE
TT - 43	14		1.0	0900	H - 1	37		0.6	1050	DATE
TT - 2312	15		0.9	1015	H - 16	38		0.9	1045	TIME
	16				FC - 303	39		0.9	1000	SIGNATURE
CK - 1509	17		0.6	1045	FC - 420	40		0.9	0955	
M - 139	18		1.2	1115	FC - 540	41		0.9	0945	COPY TO:
M - 19	19		1.1	1150	HP - 236	42	Ø	0.7	1035	<input checked="" type="checkbox"/> UTIL DIR
	20				HP - 540	43	Closed			<input type="checkbox"/> WATER TREATMENT
CG - 1	21		0.3	0855	HP - 300 1400	44	Ø	0.9	0930	<input type="checkbox"/> PMU <input type="checkbox"/> MCAS PMO
TC - 830	22		1.5	0845	HP - 1407	45	Ø	0.9	0935	<input type="checkbox"/> NREAD <input type="checkbox"/> FILE
TC - G-650	23	Ø	0.6	0835		46				<input type="checkbox"/>

REMARKS

SIGNATURE

[Handwritten Signature]





QUALITY CONTROL LABORATORY REPORT
 MISCELLANEOUS BACTERIOLOGICAL ANALYSIS OF WATER
 MCBCL 11390/8 (REV. 4/78)

216
Fine

WATER TYPE		SAMPLE COLLECTED BY		DATE COLLECTED	
Ice		HM2 N. McDonald		20 May 85	
LOCATION	MARKED	COLIFORM			
		TOTAL	FECAL		
NAV. HOSP. D.F.	#1 (GALLEY)	0			
	D.F.	2 (SERV. LINE)			
	S.B.	3 (SERV. LINE)			
	S.B.	4 (BACK RM.)			
	ICE CRM.	5 (PARLOR)			
	4 WEST	6 (WARD)			
	4 A.	7			
	3 EAST	8			
	3 WEST	9			
	2 WEST	10			
	2 EAST	11			


REMARKS


Taken Between 1200 - 1400
 REC'D LAB 1520 5/20/85


SIGNATURE N. McDonald HM2 DATE 20 May 85


COPY TO H. J. Burns 22 May 85


- NREAD
- UTILITIES DIRECTOR
- WATER TREATMENT PLANT (GENERAL FOREMAN)
- BASE PREVENTIVE MEDICINE
- MCAS PREVENTIVE MEDICINE





























QUALITY CONTROL LABORATORY REPORT
 MISCELLANEOUS BACTERIOLOGICAL ANALYSIS OF WATER
 MCBCL 11330/8 (REV. 4/78)

File


WATER TYPE		SAMPLE COLLECTED BY		DATE COLLECTED	
Potable		K. NUGENT		5/14/85	
LOCATION	MARKED	COLIFORM			
		TOTAL	FECAL		
MIDWAY PARK 1372	Ch2 0.2	Ø			
1363		Ø			
1369		Ø			
1361		Ø			
1367		Ø			
1362		Ø			
1364		Ø			
1366		Ø			
1368	↓ ↓	Ø			
1370	Ch2 0.2	Ø			


REMARKS
 Rec'd 5/14/85 1530 H
 set up 5/15/85 0900 H


SIGNATURE *James B. Spengert* DATE 5/16/85

- COPY TO
- NREAD
 - UTILITIES DIRECTOR
 - WATER TREATMENT PLANT (GENERAL FOREMAN)

- BASE PREVENTIVE MEDICINE
- MCAS PREVENTIVE MEDICINE
- File*







QUALITY CONTROL LABORATORY REPORT
MISCELLANEOUS BACTERIOLOGICAL ANALYSIS OF WATER

MCBCL 11330/8 (REV. 4/78)


File

WATER TYPE		SAMPLE COLLECTED BY		DATE COLLECTED	
<i>Potable</i>		<i>PW (Hughes)</i>		<i>29 May 85</i>	
LOCATION	MARKED	COLIFORM			
		TOTAL	FECAL		
<i>Midway Park</i>	<i>cl. Time</i>	<i>Ø</i>			
<i>1342</i>	<i>02 1137</i>				
<i>1343</i>	<i>1134</i>				
<i>1344</i>	<i>1138</i>				
<i>1345</i>	<i>1132</i>				
<i>1346</i>	<i>1140</i>				
<i>1347</i>	<i>1132</i>				
<i>1348</i>	<i>1146</i>				
<i>1349</i>	<i>1130</i>				
<i>1350</i>	<i>1130</i>				
<i>1351</i>	<i>1120</i>		<i>Ø</i>		

REMARKS *Rec 1200 5/29 L*

SIGNATURE *Lab. J. J. Tuberville* DATE *30 May 85*

- COPY TO
- NREAD
 - BASE PREVENTIVE MEDICINE
 - UTILITIES DIRECTOR
 - MCAS PREVENTIVE MEDICINE
 - WATER TREATMENT PLANT (GENERAL FOREMAN)
 -



QUALITY CONTROL LABORATORY REPORT
MISCELLANEOUS BACTERIOLOGICAL ANALYSIS OF WATER

MCBCL 11330/8 (REV. 4/78)

WATER TYPE		SAMPLE COLLECTED BY		DATE COLLECTED	
ICE		W.M. KROTHZ, HM'		22 MAY 85	
LOCATION	MARKED	COLIFORM			
		TOTAL	FECAL		
#1 SERVICE CLUB (ICE MACH) 1. COURTHOUSE BAY		0			
#2 ICE DISP 2. SERVICE CLUB C.B.		0			
#3 SNCO CLUB 3. COURTHOUSE BAY		2			
#4 SNACK BAR C.B. 4. ICE MACH		0			
#5 SNACK BAR C.B. ICE DISP		0			
#6 SERVICE CLUB RIFLE RANGE		0			
#7 ICE MACHINE/SNACK BAR RIFLE RANGE		TNTC			
#8 ICE DISPENSER/SNACK BAR RIFLE RANGE		0			
#9 ICE DISPENSER DINING FAC. RIFLE RANGE PK-3		0			
#10 ICE MACH DINING FAC COURTHOUSE BAY		1			
#11 ICE MACH DINING FAC COURTHOUSE BAY		0			

REMARKS
See 1414 5/22 L

SIGNATURE *Robert J. [Signature]* DATE 23 MAY 85

COPY TO

<input type="checkbox"/> NREAD	<input type="checkbox"/> BASE PREVENTIVE MEDICINE
<input type="checkbox"/> UTILITIES DIRECTOR	<input type="checkbox"/> MCAS PREVENTIVE MEDICINE
<input type="checkbox"/> WATER TREATMENT PLANT (GENERAL FOREMAN)	<input type="checkbox"/>

