

MAINTENANCE REPAIRS

MAINTENANCE
RECORD

RR-85

1990 - 1991

7530-222-3525
FEDERAL SUPPLY SERVICE

1970

Maint

RECORD

RR-85

I STARTED WORKING AT R.R. 15 JAN 79 RAYNOR

RESV. 350,000 O.H.T. 100,000 Capt of plant 625,000 per day

Shop no. 2383 ~~REPAIR~~ ~~REG 243~~, RAYNOR, BURMAN C.
BASE MAINT. ~~Lee Raynor~~ → Leave slip SAMPLE

SHOP 2373 BADGE NO 14905 REH LEAVE SLIP SAMPLE

SHOP NO. 2373 BADGE NO. 09212 LEE, LEAVE SLIP SAMPLE

GENERAL ELECTRIC HAND HELT RADIO
700424306 SERIAL DATE REVISED 3-3-87
- SENT BACK

Rifle Range Job 327-8631

AA 2-23-2355-23081

GREEN PAINT # 3327 ENAMEL

1-30-82 - Started putting backwash water
into new cement pond today. Raynor

2-23-82 - installed new aircator

GENERAL FOREMAN - McFARZELLE AS of 4-23-89

FOREMAN - S. MILLER Mc DAVIS AS of 4-23-89

WATER & WASTE FOREMAN (MECHANIC) S. MILLER AS of 4-23-89

FOREMAN (MECHANIC) S. MILLER AS of 4-23-89

SOME MAINT WORK PERFORMED BEFORE
(CHB BB-190) PLANT WAS CONCEIVED -
9 MONTHS LATER

BEFORE BB-190 PLANT BUILT.

MAINTENANCE REPAIRS.

BB-85 - CAB 2 WELLS BA-138 PLANT

1-10-67 Henderson ^{crew} REPAIRED Raw water
Main between 110 and 109 wells.

1-10-67 Withrow put zeolite in #2 softener ^{at O.B.}

1-10-67 Withrow work on #1 filter ^{valve} at O.B.

1-11-67 Withrow work on #1 filter valve and
#1 filter control at O.B.

1-12-67 Withrow put sand in #2 filter

1-16-67 Withrow Replace Chlorinator Hose at O.B.

Beach used 100 ft. withrow work on #2 filter valve.

1-16-67 withrow work on Elev. Tank telemeter at
R.R. Range.

1-25-67 withrow work on Salt Tank put in
sun line in 3/4

2-20-67 CAMPBELL work on water meter
on #2 softener.

2-20-67 drew ASPICKED 3/4 of R.R. Plant price 60¢

3-7-67 WITHROW work on Elev. TANK telemeter.

4-24-67 withrow work on telemeter at
Beach withrow and Campbell put lines around
Chlorine cylinder at R.R. Plant O.B. Plant and
Courthouse Bay well BB44.

Henderson crew STARTED on Replaced pump
at R.R. 45.

MAINTENANCE INFORMATION

NOTICE

THE FOLLOWING PAGES CONTAIN
WORK AT PLANT OR IMMEDIATE
AREA THAT HAS BEEN COMPLETED
OR NEEDS TO BE COMPLETED.
PLEASE KEEP THIS INFORMATION
UP TO DATE FOR PRESENT
REFERENCE OR FUTURE

INDEX - THANK YOU

"THE OPERATORS
WHOEVER THEY MAY BE"

(PAST AND PRESENT)

OK

(FUTURE)

MAINTENANCE WORK 1

December 17, 1968 Received
13,114 Gal of fuel oil

876 & thru 70

1-23-70

"BIELE RANGE" RR-85

Whitrow Replaced nozzles & POT COARSED
IN BOTTOM OF #1 SOFTENER & ADDED
44 CU FT zeolite, REPAIRED
AUTOMATIC VALVE ALSO, NEW O-RING
& GASKET

2-3-70. Mechanic checked PLANT ENG.
REPLACE PLUGS CLEANED POINTS IN CAR

2-11-70 DRAINED #1 SOFTENER, ONE NOZZLE
BROKE IN BOTTOM.

2-19-70. ELECTRICIANS REPLACED TRANSFORMERS
IN SWITCH BOX FOR #3 PUMP, AM
RESTORED TO OPERATION

3-4-70 WITHROW REPLACED 400 CU FT ZEOLITE
IN #1 SOFTENER.

11-9-70 WITHROW WORKED ON #1 SOFTENER REPLACED
GASKET IN MAIN VALVE, WHICH HAD BEEN OUT
OF OPERATION FOR ABOUT 3 WKS.

11-18-70 RAW WATER MAIN BETWEEN 227
& 45 BROKE, BURIED TELEPHONE CABLE WAS
ALSO BROKEN, BY THE BULL NOZZLE ON OR
ABOUT 11-3-70.

11-19-70 HENDERSONS CREW REPAIRED BROKEN RAW
WATER LINE TO # 227

- 4-14-71 Machine Shop removed blower from Aerator to be replaced ^{for}
- 4-8-71 Reported to Stanley Henderson # 227 well leaks water around shaft, ~~for~~ ^{for}
- 5-3-71 Blower repaired with new cover
- 5-12-71 Aerator repaired with a new inside grates ^{for}
- 5-17-71 ^{withrow} installed new line pump
- 6-16- Henderson crew pulled 227 well pump replaced seal around shaft,
- 9-10-71 withrow removed # 2 brine pump to repair
- 11-8-71 blower motor burned out, pulled & taken to elect shop. 12-4-71 Replaced
- 11-8-71 coil burned out in switch box of # 1 brine pump. 2-10-72- replaced
- 11-9-71 # 45 well burned out switch box
- 1-14-72 switch box replaced in # 45 well
- 12-26- water main busted down by sewerage plant.
- 12-27-72 water main repaired by sewerage plant
- 1-17 withrow & Jack replace stem in # 1 softener.
- 1-17 withrow & Jack removed line pump taken it to main side to replace seal allowed plumbed.

- 2-10-74 New battery in 227 + 45,
- 4-4-73 Mechanic's freed VALVES in GAS ENGINE
- 4-8-73 Whitlow + Jack worked on #1 softener Replace
diaphragm in AQUATIC VALVE, ON RAW WATER
- 5-9-73 Jack + Whitlow Repacked Lime Pump head
+ Replaced DIAPHRAM IN MULTIPORT VALVE - RINGSIDE
- 5-21-73 Whitlow + Cannon replaced TRANSMITTER
SIGNAL CONTROL IN Elev. TANK meter
- 11-20 Whitlow + Jack Replaced Hydraulic LAWE on
1 Filter
- 1-8-74 Whitlow Took OUT Filter Washwater
VALVE motor + Gear CASE,
- 1-9-74 Whitlow + Jack Replaced Washwater
VALVE motor + Gear CASE
- 1-10-74 JACK Worked ON #1 SOFTNER.
Hung UP IN BRINE POSITION ON 4-12
SHIFT,
- 1-18-74 Whitlow + Jack Replaced Lime Pump
- 3-20-74 Whitlow + Jack Replaced 14 cu ft
Zeolite in # 1 softener
- 4-19-74 Whitlow + Jack Replaced OLD Meter ON
2. SOFTNER WITH New one
- 6-27-74 Whitlow Replaced 5 cu ft Zeolite
in #2 softener
- 7-30-74 Whitlow + Jack Removal # 1 BRINE
PUMP

8-14-74 DRAIN Line From FILTERS Cleared
out.

8-16-74 Telephone Crew CUT Telemeter
under ground cable next to water tank.
Repaired temporarily.

8-APPROX. 25-74 Telephone crew CUT signal
cable, about 100 yds from 227 well.

9-24- Whitrow worked on motor for #2 softener

11-4-74 Telephone crew repaired signal cable
to 227 well.

12-3-74 Muffler Replaced on Plant Eng.

1-3-75 Blower installed in line room.

1-23-75 Motor in 227 well Burned out.

1-31-75 Motor Replaced in well 227

7-24-75 Elect motor in #45 well was hit by lightning
AM Pulled 7-24-75.

7-1-75^{approx.} New BRINE Pump installed. Cannon

8-7-75 Elect motor Replaced in #45 well

8-20-75 Whitrow Replaced New Meter in RAW
water meter flow. AM back into service.

8-20-75 #7 Filter Solenoid valve was repaired
with new K.T. so the valve will open.

9-8-75 mechanic put new coil on GAS ENGINE #55

9-15-75 -mechanic Replaced plugs + filed points on AUX ENG #51

9-22-75 The Blower is removed

9-25-75 Line mixer coupling busted, whitrow removed part

2-10-76 Blower replaced without motor.

4-2-76 Elect. Replaced Blower motor.

- 3-1-76 Crew STARTED digging up GAS LINE the one that comes into building, to replace with a new one.
- 3-5-76 Gas Line Replaced with New one
- 3-16-76 FLOOR DRAIN FOR FILTERS CLEANED OUT
- 6-10-76 Rec 200,31 gal off gasoline By waster
- 7-8-76 - Rec 1 load off salt By waster
- 8-17-76 Mechanics Replaced SPARK PLUGS IN ENG IN Well #45 + Replaced Muffler, Filter + FAN BELT ON ENG IN 85. gal
- 10-22-76 withrow replaced 3 boots in FILTER MULTIPORT VALVE
- 10-29-76 Eled Russell Hamslog PUT A NEW LIMIT SWITCH IN HEATER.
- 12-7-76 WITHROW AND MILLERS CHECKED SAND IN #3-#2 FILTER IT WAS OK. CANNON
- 2-26-77 RAW WATER LINE IN FRONT OF HQ 43 BROKE + REPAIRED 2-26-77
- 4-26-77 Lifting ALSTON INSTANT AT OH TANK by
- 5-16-77 Well Hoopie Poked out pump W.W. + ES AT 227 To Repair. gal
- 7-15-77 227 well pump replaced
- 9-14-77. 227 well pulled
- 8-11-88 CONTRACTORS CLEANED INSIDE RAW WATER INFLOW LINES
- 9-24-77 CONTRACTORS CLEANED DET TANK
- 11-5-77. Miller + Rich Replaced TWO BOOTS IN MULTIPORT VALVE ON FILTERS.
- 12-9-77 MILLER & RICH REPLACED TWO BOOTS IN MULTIPORT VALVE ON FILTER CANNON

- 3-21-78 Elect removed Blower motor To Repair
- 4-23-78 #45 well motor Pulled 1000 Replaced 1500
- 4-24-78 Callenters + plumber worked on heater
- ~~9-78~~ Cleaned out discharge line in bottom of well
- 9-78 New Pump installed ²²⁷ pump
- July Little water
- 10-78 New Pump Pulled #227

- 1-18-79 Miller & Rich worked on softener. GCR
- 1-25-79 Withrow worked on overhead telemeter, GCR
- 1-29-79 A plumber came and worked on Comode GCR
- 2-2-79 Withrow worked on Resv. Telemeter GCR
- 2-2-79 Received one load of salt GCR
- 2-13-79 maint. men came and put new motor on ^{heater.} GCR
- 2-21-79 Water line broke in STONES AAY ALEX
By #216
- 2-23-79 Walter White's men came and worked on
#45 well. Cut it off at 1000 - BACK on AT 1415
Run NEW WELL 4 hrs. & 15 minutes. GCR
- 2-26-79 Valve open at Stone Bay at 1500
- 2-26-79 Withrow worked on cutoff switch on Dent. Tank
- 3-6-79 Two men from Big John Electric Co. came
To put in some conduit To Panel Box To Run wires for NEW WELL.
OVER Raynor

- 3-7-79 Put a new Ground Battery cable on gas motor downstairs. JCR
- 3-12-79 put new nozzle on fire hose JCR
- 3-12-79 Rich put new Couplin for discharge pres. gage in well # 45. JCR
- 3-12-79 Rich came and checked out Auto backwash Valve and could not fix it. He said they would come back later and try again, JCR
- 3-13-79 the Contractors put a new line in the new well from the pole to the well house & one at the plant also.
- 3-15-79 Contractors put in new cable implant today, from the new well,
- 3-16-79 The Electric Contractor came and hooked wires up to Auto switch here in plant today. the new well will work on Auto now, JCR.
- 3-19-79 Rich & Miller came and took the time pump away to have it fixed,
- 3-21 Rich & Miller repaired line pump & installed JCR
- 3-21- Rich & Miller took out AUTO WASH WATER VALVE JCR
- 3-26-79 Rich & Miller replaced coupling on # 1 Filter Pump
- 4-18-79 Rich & Miller put a new Boot IN MOTOR VALVE JCR
- 4-23-79 Received (1) Fuse puller from Mack. Raynor
- 4-19-79 Received New Battery for 227 Well.
- 4-25-79 Rich came and put new fixtures in # 1 Softener to try and get it to Regn. auto. Raynor
- 4-26-79 Wetherow fixed Detention tank meters
- 4-27-79 Wetherow work on Detention TANK TELEMETER. JCR

- 5-23-79 miller & wetherow worked on both chlorinators
- 5-23-79 Had to call miller back on 4-12 shift. ^{Chlorinator} wouldn't work. He fixed it temporarily so it would work. JCR
- 5-24-79 miller & wetherow took out AUTO CONTROL on both CHLORINATORS, AND put Elect Solenoid on so IT WILL C/T ON + OFF WITH WELLS, JCR
- 5-14- miller & rich Tightened Coupling on # 1 Filter Pump. JCR
- 6-15-79 Some FIREMAN RAN FIRETRUCK INTO GATE POST. + BENT SAME, CAPT BROWN I THINK WAS THE CAPT. ON DUTY, I DID NOT SEE THEM DO IT AND DIDN'T KNOW WHO DID IT UNTIL TODAY 6-22-79 JCR
- 7-5-79 Water line BROKE IN STONES BR. AREA NEAR THE SEWAGE LIFT STATION, & MAIN. JCR
- 7-6-79 maint man worked on pipe line that goes into the bottom of no. 1st Filter
- 7-18-79 Men from Base Telephone put a new cable in plant today JCR
- SALTY DISH
- 7-25-79 Base maint removed end door off plant to be replaced with new door + casing.
- 7-27 Base maint replaced end door today.
- 7-31-79 CONTRACTORS GAVE US THE NEW Well Today # 46 JCR

8-6-79 - Rich worked on # 2 Softener, it would not take brine Raynor

8-27-79 Rich & Miller worked on # 2 Softener to get it to take brine. HCR

8-27-79 Withrow worked on O.H. tank telemeter. HCR

9-18-79 Rich & Miller put a new belt on Blower

11-2-79 Withrow worked on telemeter today. HCR

11-6-79 Rich & Miller installed New 2kt FILTER BACK-WASH VALVE. 11-26-79 Rich put New Battery in well

11-7-79 Rich, Miller, Withrow & Electrician wired filter VALVE so it would open & close auto.

11-27-79 Heavy Equipment put a new Throttle cable on GAS Eng Bldgs

11-30-79 Pipe fitters put in new EXHAUST PIPE in PLANT Jock

12-6-79 Withrow worked on Filters pumps controls and overhead tank telemeter. HCR

1-2-80 Rich & Withrow fixed the wash valve and got it working right.

1-17-80 The string on the float in the deaeration broke today. Rich, Miller & Withrow fixed it. Raynor

2-14-80 Rich & Miller worked on #1 filter pump and got it fixed.

2-15-80 Exterminator men come and sprayed Bldg. HCR

2-15-80 Withrow worked on line float in deaeration tank. HCR

2-20-80 Rich repaired 3" AQUAMATIC on #2 Softener

2-28-80 Maint man came and put new screen on AIRATOR Blower HCR

3-12-80 Heavy Equip Mod. Replaced #1 filter on PLANT Eng Jock

3-12-80 Rich replaced shaft on lime mixer Jock

3-14-80 Withrow & Vick worked on the Wash Water Valve today & fixed it on the filters

3-24-80 plumbers came and unstopped drain in sink. HCR

3-31-80 Rich & Miller took the line mixer to main side to fix it.

4-1-80 Miller & Rich PIT New short in line mixer.

4-29-80 Withrow came over and worked on the Elev tank meter and got it working again

5-1-80 Withrow & Vick worked on OH telemeter. HCR

5-5-80 Withrow worked on Raw and treated water flow meters. HCR

5-13-80 - Withrow worked on Raw and Deslimered water flow meters today. Raynor.

7-10-80 high tags knocked out Elev TANK Telemeter

7-14-80 Vick & Miller worked on Elev .. Telemeter

7-14-80 Vick was here today tinkering on Elev TANK telemeter

7-22-80 maint man came and repaired screen on Back door in lime Room. Raynor

7-28-80 - Withrow worked on overhead telemeter. HCR

7-29-80 Withrow worked on overhead tank telemeter and got it fixed & Rich worked the filters and got them to stop running water

- 8-1-80 Maint. men came and got Elect. motor out of #47 well and carried it to Elect. shop for repairs. It Buried up about the 31 July 1980. BCR
- 8-4-80 Maint men replaced Elect motor in #7 well house today
- 9-8-80 Received new High pressure hose for lime pump. approx. 38 ft. B.C.R.
- 9-10-80 Rich & Miller took float out of Brine Tank to main side to fix it.
- 9-15-8 Rich & Miller took the lime pump to main side to fix it and put the float back in the brine tank. Rich & Miller put lime pump back
- 9-23-80 Miller welded holes in #1 filter.
- 9-23-80 Withrow worked on overhead tank telemeter.
- 10-21-80 Rich & Miller Co. over and fixed #1 Softener today
- 1st Dec. 1980 maint men came and worked on our Heating system. Raymond
- 12-2-80 CUD WALKER worked on Heater
- 12-2-80 #45 Well Pump Pulled
- 12-11-80 Withrow Fixed #1 Softener
- 12-30-80 Pipe crew repaired leak in front of #2
- 12-30-80 VICK RAYMOND Hooked UP AIR PUT IN SOL OPERATION #45 well
- 12-30-80 Rich & Miller put new Gasket in #1 Softener
- 1-9-81 Withrow & Miller worked on #1 Softener
- 1-14-81 Rich put a new gate Valve in well house #97.
- 2-3-81 Withrow & Vick got the Elec Tank Meter fixed.
- 2-6-81 Withrow came and fixed Elec Tank Meter

2-15-81 TOP OF #1 FILTER BUSTED, HAD TO CALL
EMERGENCY MAINT. TO GET IT WELDED.

2-17-81 Withrow came and fixed Reservoir water

4-14-81 Welded Welded #3 Filter
Joe

4-27-81 - Rich & Miller put new High Pressure
Hose for Chlorine from the Chlorine Room
leading to Pentension tank. Raynor

4-29-81 Withrow & Vick came and fixed Elev Tank
Meter

5-11-81 Withrow worked on SPOT TANK meter
MAIL MAN TO 42

5-26-81 #1 & #3 FILTERS were welded today
5-27-81 Rich & Miller PUT TWO (2) BOOTS IN

Filtered MULTIPORT VALVE
Joe

5-27-81 VIC RAYNOR REPAIRED AIR LINE IN 87 WELDED

6-8-81 - Miller worked on #1 Softener.

6-8-81 - Withrow worked on overhead telimeter.

6-9-81 MAINT men came over and WELDED
#1 Softener today, and maint man fixed
Window.

6-25-81 #1 FILTER BLEW ITS TOP OFF

7-1-81 Withrow came and fixed Elev. Tank meter

7-2-81 Miller came and fixed #1 Softener.

7-7-81 VICK worked on Service WATER FLOW METER

7-8-81 VICK worked on RAW WATER FLOW NO GOAL
7-16-81 maint man came & put 3 new window
Panels in.

7-20-81 1710 RAW WATER LINE IN FRONT OF PLANT
Broke Joe
Raynor

7-17-81 #1 Softener out of service Raynor
cut influent + effluent valves off so
water would not go to waste job

7-21-81 Rich came and fixed #1 softener and
the Contractors fixed Raw Water line in
front of plant at 1330.

7-24-81 Maint men came and fixed window frame
in office. they also cracked a window pane during their
work. Raynor

7-25-81 Contractor messed up Fence in front of
plant at 1040. JCR

7-30-81 Miller & Rich fixed overhauled Telemeter
- Reed switch in BLUE TANK job

7-31-81 Rich & Miller put a blow off valve on
#2 Filter today.

8-12-81 #97 Well Pump was cut off today

8-19-81 Rich & Miller worked on #1 Softener could not
fix it, & carried inside off main valve to
machine shop to get repaired job

8-31-81 Contractors broke raw water line in
front of plant 1045 & fixed same 1315 job

8-31-81 #2 Filter welded by Miller & Raynor

9-1-81 #2 Filter welded also #3 Filter

9-3-81 Miller & Horton finish welding the filter today

9-8-81 Miller & Rich replace boot in multiport valve in filter
also cleaned about main valve on BLUE TANK

9-16-81 Raw Water Line in Front of Plant
Broke by Contractors 1700 JCL

9-17 Raw Water line in front of plant
Fixed by contractors at 1630.

9-21-81 Plumber came and unstopped
drain under lime tank. JCR

9-22-81 Maint man came and fixed side door today.

9-25-81 Electricians came and put JACK back in #49 well. Raymond

9-29-81 R.R. overhead tank drained for sandblasting.

10-14-81 Rich came over and fixed #1 softener
and the meter today.

10-16-81, #45 well off. Something happened to telephone
Cable going to well from plant and it would
NOT TURN OFF. Fixed 10-20-81

11-5-81
Overhead Tank has been painted and
BACK IN SERVICE.

11-6-81 Miller came over and fixed the
float on top of Reservoir today.

11-17-81 Miller worked on Reservoir telemeter.

11-20-81 Miller worked on Reservoir Transmitter JCL

11-23-81 CONTRACTORS CUT RAW WATER LINE TO
MAKE UP A LINE TO OVER PASS IT GOING
THE TANK OUTSIDE JCL PART OF PLANT

11-25-81 CONTRACTOR CUT ORIGINAL WATER LINE INSIDE
FENCE TO CROSS OVER THE LINE GOING TO TANK
ON SIDE JCL PLANT OFF 1000 IN 1300 JCL

11-27-81 Called Emergency maint to come work
on stopped up Comode. TICKET NO. 05001 Raymond

11-30-81 Rich & Miller put new signs on paint boxes.

12-3-81 Rich + crew replaced AQUAMATIC VALVE ON
#1 Softener JCL

12-4-81 Rich replaced leaky UNION 2 1/2" ON AQUAMATIC VALVE

12-6-81 replaced lime line with new one JCL

12-8-81 Contractors fixed sewer line today. JCR

12-22-81 - #3 filter welded today on 8-4.

1-19-82 Vick worked on Reservoir telemeter. JCR

1-20-82 Wick worked on Reservoir telemeter. JCL

1-20-82 Miller welded #1 filter JCL

1-18-82 New filter came today JCL

1-21-82 - Vick worked on RESERVOIR TELEMETER
AND OVERHEAD TANK TELEMETER. JCR 28-1-82

1-22-82 Rich & Miller worked AQUAMATIC VALVE +
EDUCTOR ON #1 Softener.

1-25-82 Rich worked on #1 softener. filling LEAKING

1-29-82 - Contractors made final tie in today for back
wash water to go in new cement pond in front of plant. Raymond

2-2-82 Heater worked on and fixed by CR. MAINT

2-8-82 Plumbers put bypass around Aerator JCL

2-9-82 Aerator WAS TAKEN OFF TODAY SO A NEW
ONE CAN BE PUT UP. JCL

2-12-82 CARPENTER PUT SPLASH BOARDS IN DET TANK UNDER
THE PLACE THE NEW AERATOR GOES JCL

2-23-82 Aerator installed by Plumbers.

3-1-82 Contractors put new filter in service today

- 3-2-82 welder came and done some work on Guard Rails around Detention tank. HCR
- 3-2-82 - telephone man worked on phone. HCR
- 3-8-82 Rich J MILLER worked on METER ON #1 SOFTENER H.C.R.
- 3-10-82 Maint men repaired Roof on #45 Well house today.
- 3-19-82 maint men put fan in well house #45
- 3-29-82 Received two tube off Grease. HCR
- 3-29-82 Received complete new outfit for Soap solution. HCR
- 3-31-82 Maint Man unstopped sink today.
- 4-5-82 Maint men repaired screen door today.
- 4-9-82 Vick came and fixed meter on Detention tank
- 5-4-82 - pest Control men came and sprayed plant. HCR
- 5-6-82 - #3 filter busted at 1245. Raynor
- 5-20-82 Rich & MORTON TOOK OUT LIME PUMP TO Bldg 20 TO REPAIR + REPACK
- 5-24-82 Rich + Miller Replaced Lime Pump
- 6-4-82 - Rich J Miller came over + put #3 filter back in operation. HCR
- 6-7-82 Vick worked on E leu Tank Telemeter today J.F.
- 6-6-82 Elect. motor Burned up #42 well TRANSFORMER BURNED UP.
- 6-7-82 Maintenance man came + took Elect motor out of #42 well and took it to Elect. Shop.
- 6-9-82. Vick came and fixed Raw water (not turning) and Detention Tank Telemeter (shung up) J.F.A.

- 6-14-82 Elect Rewired switch on #47 well AN TURNED ON J.F.
- 6-25-82 Vick got overhead tank telemeter working. HCR
- 7-2-82 Maint Man came and welded #3 filter today J.F.
- 7-14-82 Maint Man repaired screen door today J.F.
- 7-19-82 - Vick worked on overhead telemeter. 8-4
- 7-21-82 V.C.R. GOT overhead Tel. GONG AGAIN J.F.
- 7-29-82 - Vick Repaired O.H. telemeter. HCR
- 8-4-82 Maint Man Repaired side door today J.F.
- 8-5-82 maint men came and unstopped drain under line tank Today.
- 8-30-82 Vick worked on O.H. telemeter and filter timer.
- 8-30-82 Maint men put new muffler on gas meter burner in plant.
- 9-7-82 Vick Repaired overhead telemeter. HCR
- 9-20-82 Vick worked on E leu Tank Telemeter today J.F.
- 10-6-82 maint man repaired screen door it back today J.F.
- 10-20-82 Rich + Miller put new nozzles in #2 Softener also 56 CU FT zeolite
- 10-26-82 Vick came and fixed Reservoir meter today J.F.
- 10-26-82 maint men came and fixed heater today J.F.
- 10-26-82 Vick RAYNOL + well crew pulled #5 well pump J.F.
- 10-28-82 maint man put new pipes on heater today J.F.
- 10-25-82 - #45 shut down for repairs by well crew. RAYNOR
- 11-3-82 Vic RAYNOL finished working #2 Softener
- 11-5-82 The well crew finish working on #45 well today J.F.
- 11-15-82 - Rich J Miller came and checked out filters to see why we have too much iron in our water. Raynor
- 11-16-82 Vick came and fixed Detention tank meter J.F.

- 11-19-82 Received 9 gallons of Paint. SCR
- 11-19-82 Received one 4" paint brush, one roll of tape & steel brush. SCR
- 12-9-82 Maint men put a new Bulletin board up today J.F.
- 12-13-82 Vick Come and Fixed Detention meter today J.F.
- 12-20-82 BOSS MAINT TAKEN OUT SOUTH DOOR + JAM J.F.
- 12-23-82 BOSS MAINT REPLACED DOOR AT JAM. J.F.
- 1-19-83 maint man unstopped drain under lime tank today J.F.
- 2-10-83 maint man come and fixed starter on #45 well today J.F.
- 2-17-83 ⁰⁶³⁹WATER MAIN busted AT STONES BAY. THE LINE HAS BEEN SHUT OFF J.F.

March 1-1983

- Received 10 gal. of Gas. J.F.
- 3-8-83 Head battery for RR 45, TAKEN THE ONE OUT OF 45 PUT IN 45. J.F.
- 3-18- Vick worked on overhead telemeter
- 3-23-83 maint man come and repaired wood and screen door at side of plant today J.F.

April-20-83

- Received a load of dirt that was placed along side of Brine pit.
- 5-4-83 Rich came and fixed #1 softener today J.F.
- 5-24-83 Rich fixed valve on brine tank today and maint men unstopped drain under lime tank J.F.
- 6-6-83 Rich fixed valve float in Brine Tank. J.F.
- 6-24-83 maint men come and unstopped drain under lime tank today J.F.

STARTED New Equip

- 7-6-83 Vick fixed Elec tank meter today J.F.
- 7-6-83 maint men replace pipe on Gas meter today J.F.
- 7-11-83 Vick come and fixed Elec tank meter today J.F.
- 9-12-83 Vick come and fixed Reservoir meter today J.F.
- 9-12-83 maint man fixed window in bathroom today J.F.
- 9-28-83 Rich come and fixed #2 Chlorinator today J.F.
- 9-29-83 maint man put up 13 blinds today and the Contractor painted rails around Detention tank today J.F.
- 10-31-83 CONTRACTORS STARTED WORK ON TAKING PLANT EQUIPMENT OUT. J.F.

Nov-8-83

Rich and Miller work on No #2 Filter Valve? Valve would not close when Backwashing. 1500 Received 6 1/2 gal of fuel and oil for heater.

11-15-83

- MAINT MEN fixed heater today J.F.
- 11-21-83 Vick come and fixed Elec tank meter today J.F.
- 12-30-83 Tommy & David replace check valve on #1 pump in pit today J.F.
- 1-11-84 maint men come and unstopped drain under lime tank today J.F.
- 1-12-84 Vick come and fixed float in Detention tank today J.F.
- 2-5-84 maint men come and unstopped drain under lime tank today J.F.
- 2-10-84 Tommy & Brown picked up Heater meter today to have it fixed J.F.
- 2-10-84 Vick come and fixed Elec tank Meter today J.F.
- 5-21-84 maint man unstopped sink in office today J.F.
- 6-20-84 Tommy replaced Blower Motor J.F.

June 1984

6-15-84

I received 1 Load of Salt.

WT. 79,840

Carrier Eagle Transport. Vehicle 310035

Order # 13-37845

6-21-84 New Battery For # 85

~~6-29-84 Loaded 500 LBS LIME~~

7-3-84 Vick worked on Elev Tank Telemeter

7-9-84 Miller and Sumner Replaced lime hose to lime tank

7-9-84 Received two Metal Chlorine Lines one for Court House Bay and one for RR

7-9-84 Base Maintenance came by and unstopped drain under lime tank

7-12-84 Vick worked on the Telemeter's

7-13-84 Called and ordered lime Talked to (Stan P.)

7-18-84 Rich + David J. came and worked on brine pump and got it running again

8-27-84 CONTRACTORS PUT 3 FILTER BACK IN SERVICE, RCH

9-24-84 maint man came and unstopped drain under the lime tank today

10-11-84 maint men came and cleaned out drain under filters today

10-30-84 maint man came and unstopped drain under lime tank today

11-1-84 Rich + David came and fixed the scales + took the areator motor to have it fixed today

11-13-84 Vick started the overhead Telemeter working Today

11-20-84 maint man came and wired areator motor today

12-17-84 maint man took brine pump to main side to have it fixed

12-19-84 Rich + David brought brine pump back + IT WAS NOT FIXED yet

1-8-85 Rich + Somerlin brought back lime pump + Replaced the somerlin

1-23-85 WATER LINES BUSTED IN RR 201 STONES BAY WATER CUT OFF TO STONES BAY jet

1-24-85 Rich removed motor for lime mixer to have bearings replaced

1-24-85 WATER LINES BUSTED IN HEADS OUT B+C RANGE ALSO BACK OF BUTTS, WATER CUT OFF IN THE HEADS ALL BUTTS jet

2-

2-14-85 #1 Softener was put in service. #2 CUT LOOSE, JAY

3-6-85 Vick came and fixed Detection tank meter today

3-7-85 #2 Softener was put in service today

3-20-85 #3 FILTER WAS PUT IN SERVICE Today

3-26-85 Tommy + Brown fixed busted pipes in pit today

3-27-85 pest control man came + sprayed the plant today

6-3-85 Rich + David came over and
Fixed Chlorinator today J. h.

6-16-85 MR. Bell THE ELECT. PUT A BREAKER
IN THE SWITCH BOX. THE OLD ONE BURNED UP
R.C.H

6-18-85 maint men came and fixed flood lights and
Put in new bulbs today J. h.

7-2-85 R. Vick worked on meters RAW +
D.E.L. R.C.H

7-12-85 SCREEN GUARD PUT ON GAS MOTOR
AT RR #85 R.C.H

7-19-85 Rich + David came over and fixed #2
Chlorinator today J. h.

7-30-85 Tommy + Brown cleaned Aerator today J. h.

8-1-85 Rich + Vick came over and fixed #1 softener where
we could Reg. it J. h.

9-10-85 Rich + David came and fixed Chlorinator today J. h.

10-15-85 R.C.H + DAVID PUT NEW MOTOR ON AERATOR

11-1-85 Electricians worked on box for #1 and #2
High lift pumps today J. h.

11-12-85 Rich + David came over and fixed #1 Chlorinator today J. h.

11-22-85 Rich and David came over and worked on line tank thing J. h.

1-3-86 maint men came and worked on #1 high pump unit today J. h.
order an new one J. h.

2-7-86 CONT. WORKED ON Elec. LIGHTS + FIXTURES

2-7-86 CONT. WORKED ON FILTERS + SOFTENERS

3-18-86 maint men came and fixed heater today J. h.

4-2-86 maint men work on water line near #45 well house J. h.

4-14-86 Cont. Cut Control Cable going to #47 well house today J. h.

6-21-86 Vick came and worked on Detention meter today J. h.

8-18-86 Telephone repair put in a new phone today J. h.

9-2-86 maint men put in a Raw water faucet - so we

could get a raw water reading J. h.

9-4-86 maint men fixed the finish water faucet today J. h.

9-12-86 Vick came and fixed service water meter today J. h.

9-25-86 maint men patched holes around plant today J. h.

10-20-86 Miller + Tommy worked on #3 feller + shut it down until further

notice so operate #1 and #2 J. h.

12-17-86 Vick came and fixed Detention tank meter today J. h.

1-12-87 maint men came and unstopped drain under line tank

also fixed drain under sink J. h.

1-16-87 maint men came and fixed heater today J. h.

4-6-87 maint men fixed leak on C Range today J. h.

4-22-87 Vick came over and started #45 well today J. h.

6-4-87 Vick came and fixed Chlorine gas Detector today J. h.

6-23-87 Tommy + Brown pulled # R.H. #45 well from today J. h.

7-8-87 TOMMY + BROWN PUT #97 WELL BACK IN TODAY

7-30-87 maint men fixed lights on O.H.T. tonight J. h.

7-25-87 maint men fixed window over Detention tank today J. h.

8-27-87 Vick came and fixed meter on Reservoir today J. h.

9-15-87 maint men fixed screen door today J. h.

9-21-87 maint men replace screen door in office today J. h.

9-25-87 maint men unstopped drain under line tank today J. h.

over next page ->

- 10-29-87 Motor Transport took scooter to shop for repair today J.F.
- 11-17-87 Motor Transport brought scooter back today J.F.
- 11-18-87 Maint man picked up Gas motor today J.F.
- 12-18-87 Motor Transport took scooter to main side today J.F.
- 12-29-87 pick up scooter from motor transport today J.F.
- 1-8-88 Motor Transport took scooter to have it fixed 8-4 J.F.
- 1-19-88 took tray out of areator and put in new one on 8-4 J.F.
- 1-19-88 Motor Transport took scooter in to have it fix 8-4 J.F.
- 1-21-88 Motor Transport bought scooter back today 8-4 J.F.
- 2-1-88 Motor Transport return scooter today J.F.
- 3-24-88 Maint man fixed leak under sink today J.F.
- 4-14-88 Motor Transport bought scooter back today 8-4 J.F.
- 4-22-88 Tommy put packing in #1 & #2 filter pumps today Brown put Check Valve in #2 softener today 8-4 J.F.
- 5-24-88 Maint man unstopped drain under lime tank 8-4 J.F.
- 5-24-88 Rich + Brown fixed Chlorine line today 8-4 J.F.
- 5-26-88 Motor Transport return scooter today 8-4 J.F.
- 6-15-88 Motor Transport took scooter in to have it fix 8-4 J.F.
- 7-6-88 Motor Transport took scooter in to have it fix 8-4 J.F.
- 8-1-88 Maint man unstopped drain under lime tank today 8-4 J.F.
- 10-28-88 man from M.T. came and fixed scooter today J.F.
- 10-28-88 Maint man repaired window by Denton tank today J.F.
- 12-22-88 Vick worked on meters and backwash flow today 8-4 J.F.
- 12-28-88 Maint man came but cut Heater off and in safe to run so burner burn out 8-4 J.F.
- 3-15-89 Rich worked on softener today 8-4 J.F.
- 4-3-89 Rich + SANDINAS FLUSHED SALT BRINE OUT OF #1 SOFTNER AND PUT BACK IN SERVICE 8-4 CK
- 4-4-89 Rich + BROWN WORKED ON LIME PUMP 8-4



- 4-5-89 REIFF MW WOOTEN, CANNON, KELLY CHANGED PLANTS TO RR-95 TODAY FROM BB-190
- 4-8-89 CHB PLANT HAS JOHN DEERE RIDING MOWER FROM RR-85. THIS IS NOT MAINT. BUT RIDING MOWER PER FORMS MAINT. WORK. (C.K.) 8-4
- 4-21-89 REPLACE DRAIN HOSE #1 FILTER pump - HOSE WAS STOPPED UP KEEPING DECK WET - (C.K.)
- 4-24-89 Tommy + FRANK WORKED ON BRINE pump LINE - (C.K.)
- 4-24-89 Tommy + FRANK PUT NEW PACKING #1 FILTER pump CHECK-VALVE (C.K.)
- 4-24-89 MAINT. PEOPLE MEASURED FOR RAILING AROUND DET. TANK (C.K.)
- 5-25-89 TICKET TURNED IN 670 FOR #1 SOFTNER LEAKING HYD. CYL. 8-4
- 6-20-89 MAINT REMEASURED FOR RAILING AROUND DET. TANK (C.K.)
- 7-8-89 MAINT. INSTALLED NEW RAILING AROUND DET TANK J.C. 8-4
- 7-11-89 Tommy + CREW CHECKED 97-47 WELL FOR G.P.M. 8-4 (C.K.)
- 7-11-89 MOTOR T. PICKED UP SCOOTER FOR REPAIR 8-4 - (C.K.)
- 7-17-89 VICK - GANDY WORKED ON TELEMETER FOR ELEV. TANK 8-4 (C.K.)
- 7-17-89 RETIGHTEN GPM VALVE - WELL #45 WAS LEAKING BADLY (C.K.) 8-4
- 7-24-89 ADDED OIL TO LIME PUMP OK NOW - (C.K.)
- 7-26-89 Tommy + BROWN PULLED WELL pump #45 TODAY 8-4 (C.K.)
- 8-3-89, Tommy Brown + MIKE PUT #45 WELL IN SERVICE TODAY 8-4 (C.K.)
- 8-7-89 Rich + BROWN CHECKED #3 FILTER + BACKWASHED IT (AND RINSE VALVE WAS NOT WORKING RIGHT SO MECH. TOOK INFORMATION FROM VALVE SO CAN ORDER PARTS. IF WHEN BACKWASHING FILTER TURN FILTER pumps OFF TO RELIEVE PRESSURE SO VALVES CAN OPERATE RIGHT - 8-4 (C.K.)
- 8-8-89 TIGHTEN PACKING ON #5 AND #7 WELLS J.C. 8-4
- 8-10-89 HAD TO OPEN AND CLOSE INFLUENT ON #3 FILTER J.C.
- 8-10-89 CLEAN CHECK VALVES ON LIME PUMP J.C. 8-4
- 8-18-89 GREASED ELEC MOTOR RR-97 WELLS J.C. 8-4
- 8-18-89 TIGHTEN PACKING ON LIME PUMP J.C. 8-4

FOR 8/4 OPERATORS (TOOLS NEEDED 1 WRENCH)

- 8-23-89 INFORMATION ON 1, 2, 3 FILTERS
- MAKE SURE FILTERS GO INTO CORRECT POSITION WHEN AS YOU BACKWASH THEY HANG UP - SOMETIMES WORKED ON 8-24-89
- ~~IN #1 AND #2 HAS TO HAVE HELP TO GO INTO WASH MOST OF THE TIME AND RISK~~
- #3 FILTER INFLUENT VALVE WILL NOT TURN (CLOSE) ON AUTO - IF YOU DO NOT UNDERSTAND PROCEDURE CALL YOUR SUPERVISOR 1021-5988
- 8-23-89 MR RICH CHECKED FILTERS 8-4 - CR
- 8-23-89 ELECTRICIAN INSTALL PLUG-IN AT WELL #45
- 8-23-89 - RECEIVED 1 (ONE) AIR CONDITIONER IN BOX 8/4 CR
- 8-24-89 RICH & VICKI WORKED ON #1 FILTER & #2 8-4 CR
- 8-28-89 MAINT. CHECKED GENERATOR AT RR-85
- 7 CLEANED BATTERY TERMINALS, BATTERIES AND OIL 8-4 CR
- 8-31-89 PAINTED RAILES ON DETENTION TANK J.C.
- 8-31-89 PAINTED VALVES ON RESV AND VENT PIPES J.C.
- 8-31-89 MR WILSON CHECKED STEEL FOR AIR CONDITIONER J.C.
- 8-31-89 CHECKED TWO PUMPS IN LAGOON TWO PUMPS PUMPING
- 9-89 CONTRACTORS INSTALLING NEW WINDOWS AT PLANT
- 10-89 " " " DOORS " "
- 9-13-89 " CHECKED HIGH PRESSURE H₂O LINE TO BE THRU WALL CR
- 8-89 CONTRACTORS INSTALL WINDOWS AND DOORS -
- 10-89 CONTRACTORS FINISHED WINDOWS NOW INSTALLING NEW DOORS
- 10-27-89 M. RICH CHECKED #2 CHLORINATOR, WAS O.K.

- "AIR COND. ARRIVED (8-23-89) AT RR-85
- 10-89 CONTRACTOR FINISHED NEW DOORS & WINDOWS
- 11-89 RECEIVE LIME IN GARBAGE BAGS (WHAT A MESS)
- 11-89 BASE MAINT. CHECKED ON AIR CONDITIONER
- 11-89 PLANNERS & ESTIMATORS CHECKED ON AIR CONDITIONER DECIDED TO RAISE LOCATION FOR AIR CONDITIONER
- 12-89 ELECTRICIANS CHECKED ON ELECTRIC LINE FOR AIR CONDITIONER
- 12-89 AIR CONDITIONER INSTALLED (IN TIME FOR A COLD FRONT)
- 12-89 BASE ELECTRICIANS INSTALL NEW ELECTRIC LINE FOR AIR COND.
- 12-89 BASE MAINT INSTALL EDGING AROUND AIR COND. (OUTSIDE)
- 12-89 AIR COND. READY TO OPERATE NOW - (TOP OUTSIDE BELOW FREEZING)
- 1990
- #1 SOFT CONTROLS MESSSED UP NEED REPAIR
- 1-89 #1 SOFT WORKED DN TODAY
- #1 SOFT CONTROLS REPAIRED RICH THE MECHANIC
- 2-6-90 RESET THE CONTROLS TODAY VICKI & RICH
- 3-90 NORMAL MAINT IN PROGRESS - THRU OUT MONTH
- 4- NO COMPLETE RECORD THIS MONTH - PREVENTIVE MAINT IS PROGRESS -
- 5-2-90 ELECT. WORK ON FILTER pump #2 SWITCH BOX 8-4
- 5-7-90 FIELD Shower hooked up hydrant front of C PANG 5
- 5-8-90 MAINT REPLACED SWITCH BOX #2 FILTER pump
- 5-14-90 MAINT PUT NEW BOLTS IN WALL PANEL BOX pump #3
- 5-14-90 MAINT. REPLACED LEG 4x4 LIME RACK -
- 5-16-90 NEW SINK AND BOTTOM CABINET REPLACED BY MAINT.
- 5-18-90 WATER LEAK REPAIRED IN BATHROOM CORNER -
- 5-23-90 NEW BREAKER INSTALLED ON WATER HEATER BY ELECT.
- 6-16-90 Tommy & Brown FIXED BRINE pump, WORKS O.K. NOW MECHANICS WORKED ON FILTERS
- 7-90 NORMAL MAINT.
- MECHANICS WORKED ON OFFICE BENCH

MAINT- CONTINUED -

8-17-90 BROWN CHECKED SETTLEMENT PLOT TODAY
NOT WORKING AUTO - 8-4 Kelly
WORKING ON SOFTWARES

8-20-90 Settlement tank working O.K. Now

19 - mechanics worked on software control

19 - VICK worked on fuse panel

19 - mechanics on equipment

12 - vick worked on fuse panel

12 employees painted all equipment as ordered

PAINT

PAINT

PAINT

PAINT

PAINT

PAINT

IS THE WORD -

FINISHED BY 13 JAN. 91

ALSO THE WORK OF THE MONTH -

1991 MAINT. R/R-25 AND AREA

JANUARY

T.T. FIXED WELL-97 AND LOCKED RESERVOIR
HASPS INSTALLED DET. TANK 2 HUS NEED
2 LONG SHANK LOCKS -

FEB 4-91 ~~FEBRUARY~~ 1991

RICH WORKED ON CHLORINATOR'S STARTER
2 CHLORINATOR AFTER COMPLETE CLEANING
1 CHLORINATOR SHUT DOWN - ALTERNATE
CHLORINATOR'S MONTHLY -

JAN-1991 NEW BATTERY IN WELL # 45 BY HEAVY EQUIP-

FEB. MECHANIC REPLACED 1 1/2" UNION AND GATE VALVE ON LIME PUMP

FEB. 1/4" UNION LEAKING TO LIME PUMP - TICKET FOR REPLACEMENT -

FEB 20th RICH & BROWN INSTALLED NEW 1/4" UNION ON LIME PUMP

MARCH 1st RECEIVED NEW WATER COOLER - NOT HOOKED UP -

3-19-91 MAINT FROM CAB HOOKED WATER COOLER UP -

MARCH - CONTRACTORS WORKING IN CL2 ROOM NEW HOOK-UPS -

4-3-91 NEW CL2 SYSTEM IN OPERATION FOR PLANT -

4-10-91 ALL GRASS CUTTING HAS BEEN CONTRACTED - (EVERYONE IS SAD)

5-6-91 Moniz Broke ears off packing gland well #97

noticed. Problem solved Tommy is pulling well

5-6-91 Well 47 went ran through tank, Mr Vick

checked out cable cut by contractors being spliced today

5-20-91 R. VICK REPLACED BAD RELAY SWITCHES - AERATOR

MOTOR AND LIME PUMP MOTOR - O.K. Now (Kelly)

5-20-91 LEFT SIDE CL2 TANK SHUT DOWN

CONTRACTORS NOTIFIED TODAY TO REPAIR - (Kelly)

CONT. MAINT. RR-85 PLANT

- 6-11-91 - LIME PUMP CUT OFF 8-Y LIME GOING TO WASTE
- 6-11-91 - R. VICK REPAIRED # 97 WELL OK. TO RUN NOW
- 6-12-91 - RECEIVED 1 LOAD OF SALT
- 6-18-91 - TICKET IN FOR RESERVOIR RUN OVER 14.8"
- 6-22-91 #97 WELL TURNED ON TODAY IN OPERATING -
- 6-23-91 - SOFTENERS NOT BEG - REASON - BLOWN FUSE
- 6-25-91 - M.P. RICH WORKED ON LIME PUMP. TAKEN TO SHOP
- 6-26-91 - # 1 SOFT. NOT WORKING - TICKET TURNED IN -
- 6-26-91 - ELECT. FOUND BAD LIGHT SWITCH - REPAIRED SAME -
- 6-27-91 - R. VICK WORKED ON SOFT. SWITH ALSO ADJUSTED RESERVOIR LEVEL -
- 6-27-91 - VICK FOUND 2 BAD BREAKERS IN PANEL BOX FOR SOFT. & FILTERS.
- VICK ADDED WIRE IN PANEL BOX SO SOFT. & FILTERS WITH WORK -
- ELECT. TRYING TO FIND NEW BREAKERS FOR OLD BOX -
- 6-28-91 L. BROWN REPLACED PARTS ON LIME PUMP WORKING O.K. NOW.
- 7-1-91 ELECT. REPLACED NEW BREAKERS IN PANEL BOX -

CONT. MAINT RR-85

- 8-1-91 - BATTERY REPLACED AUX. ENGINE PLANT - MAKE CLOG WHEEL GOES INTO POSITION # 1 AND #2 SOFTER (TEST WITH FINGER)
- IF NOT PROPER POSITION, BRINE WILL BYPASS INTO THE SYSTEM, AND YOU'LL BE IN A HEAP OF TROUBLE WITHOUT CONVOY -
- 12-20-91 GREASE ALL PUMPS & MOTORS AT RR-85 & BEARS ON MULT. VALVES ON SOFTENERS & FILTERS
- 12-30-91 REC. 233 GAL. S HEATER FUEL
- 12-29-91 ROTATED CL. FEEDERS FROM #2 TO #1
- 1-21-92 GREASE # 97 WELL TIGHTEN PACK GLAND
- 1-23-92 REC 51,700 LBS SALT 0930 ORD. # M6700192M3464
- 1-28-92 LIME MIXER OFF SENT 90 OUT LIME PUMP OFF
- 2-3-92 CONTRACTOR MOVE EQUIPMENT IN TO START NEW OVER HEAD TANK.
- 2-4-92 ASK MR MILLER WHEN AUX. + GEN. ENGS. OIL BE CHANGE BY HOWE Eq. EVER 6 MONTHS
- 4-27-92 RICH FIX # 2 ENLORMATOR
- 5-20-92 WATER OUTAGE TO THE NEW OVER HEAD TANK
- 6-16-92 GREASE ALL WELL PUMPS & MOTORS & PLANT MOTORS & PUMPS

CONT MAIN. RR-85 PLANT
9-29-92 FILLING NEW WATER TANK
10-6-92 NEW OVER HEAD TANK
PUT IN SERVICE

GROUND TO TANK TOP - 123'-6"

GROUND TO BOTTOM OF TANK - 97'-1"

TANK DEPTH - 26'-5"

TANK FULL PSI - 53.5 LBS

TANK $\frac{3}{4}$ FULL " - 50.63 LBS


TANK $\frac{1}{2}$ FULL " - 47.75 LBS


TANK $\frac{1}{4}$ FULL " - 44.90 LBS


TANK EMPTY " - 42.0 LBS


STAYING PIPE, DIAMETER - 48'


TANK SIZE 250 000 GALS



































RR#97

1 MAY P/L = 53

P/D = 13

1-MAY STATIC = 48

RR#47

P/L = 54 MAY 4

P/D = 5 MAY 4

STATIC = 59 MAY 25

RR#45

MAY 4 P/L = 66

MAY 4 P/D = 11

MAY 25 STATIC = 55

RR#227

OFF

NOT ON LINE

NO KEY


Delivered


High 296,000


RAW 431,000


5-15-81


5-17-85























1972-73 # 47 Wehh

Air line 67 ft
250 GPM

DRAW DOWN STATIC

1-4-1972	61F	56 ft
2-3-72	61F	56
3-8-	66	55
4-5	62	52
5-5	60	52
6-8	62	54
7-3	62	54
8-4	62	54
9-5	62	56
10-10	62	56
11-10	62	56
12-11	62	56
1-9	62	56
2-6	62	56
3-5	60	56
4-9-	62	56
5-7-	62	56
6-5-	62	56
7-9-	61	56
8-13-	61	57
9-18-	61	57
10-8-	62	58
11-12-	61	56
12-10-	62	57
1-7-	62	56
2-13	62	56
3-15-	62	56
4-16-	62	56

Start
of
well info.

19-72-73 # 47 Wehh

Pipe line 67 FT
250 GPM

DRAW DOWN, STATIC

1-4-1972	61F	56 FT
2-3-72	61F	56
3-8-	66	55
4-5	62	52
5-5	60	52
6-8	62	54
7-3	62	54
8-4	62	54
9-5	62	56
10-10	62	56
11-10	62	56
12-11	62	56
1-9	62	56
2-6	62	56
3-5	60	56
4-9-	62	56
5-7-	62	56
6-5-	62	56
7-9-	61	56
8-13-	61	57
9-18-	61	57
10-8-	62	58
11-12-	61	56
12-10-	62	57
1-7-	62	56
2-13	62	56
3-15-	62	56
4-16-	62	56

45 Well

1972-73-74

DATE	DRAW DOWN	STATIC
1-4-72	58 ft	19 45 ft
2-8	6 ft	39
3-8	8 ft	39
4-5	57	44
5-5	57	43
6-8	57	42
7-3	57	43
8-4	58	42
9-7	56	42
10-10	56	42
11-10	56	42
12-11	56	42
1-9	60	39
2-6	59	38
3-5	58	38
4-9	58	39
5-9	58	39
6-5	58	38
7-9	58	39
8-13	58	39
9-10	off	39
10-8	off	38
11-12	62	39
12-10	58	40
1-7	58	40
2-12	59	40
3-15	59 ft	40
4-16	59	40

227 well

1972-23-74

	DRAW DOWN	STATIC
1-4-72	8 ft	36 ft
2-8	46	38
3-8	47	39
4-5	off	39
5-5	48	39
6-8	48	39
7-8	48	39
8-4	off	39
9-5	off	39
10-10	48	39
11-10	48	39
12-11	48	39
1-9-73	48	39
2-6	48	38
3-5	off	38
4-9	off	38
5-7	48	38
6-5	off	39
7-9	off	39
8-13	48	39
9-10	48	39
10-8	48	39
11-12	off	39
12-10	48	39
1-7-74	48	39
2-12-	49	39
3-15-	49	39
4-16-	49	39

Handwritten notes and a table on the left page of a lined notebook. The table has three columns and approximately 20 rows of data.

Column 1	Column 2	Column 3
1	2	3
2	3	4
3	4	5
4	5	6
5	6	7
6	7	8
7	8	9
8	9	10
9	10	11
10	11	12
11	12	13
12	13	14
13	14	15
14	15	16
15	16	17
16	17	18
17	18	19
18	19	20
19	20	21
20	21	22

Additional handwritten notes are present above and below the table, including some numbers and possibly names or dates, though they are difficult to decipher due to fading and handwriting style.

NEW YORK # 11
11
11

11-11-11
11-11-11
11-11-11

11-11-11
11-11-11
11-11-11
11-11-11
11-11-11

NEW WELL - Change well
~~116~~ NO. TO 97
10-5-79


Pump DRILLED in 1978
gout. TOOK OVER WELL 31 July 79 #97 Well

#97 well
ELECT. MOTOR
OIL CHANGE
ONE TIME EACH YEAR

LUBERCATION AND MAINTANCE

GREASE	ELECT MOTOR oil change ONE TIME EACH YEAR	GREASE
EACH 3 month		EVER 3 months
11-10-79	8-27-80	11-10-79
2-27-80	8-19-81	2-27-80
5-19-80	8-31-82	5-19-80
8-27-80	8-20-83	8-27-80
11-20-80		11-20-80
2-20-81		
5-28-81		
8-19-81		
11-22-81		
2-25-82		
5-30-82		
8-31-82		
11-24-82		
2-26-83		
6-27-83		
10-25-83		
1-17-84		
8-18-84 ^{JC}		

#97
well



1954

1954

[Faint, illegible handwriting]

[Faint, illegible handwriting]

Nov 20
1954

[Faint, illegible handwriting]

[Faint, illegible handwriting]

[Faint, illegible handwriting]

[Faint, illegible handwriting]

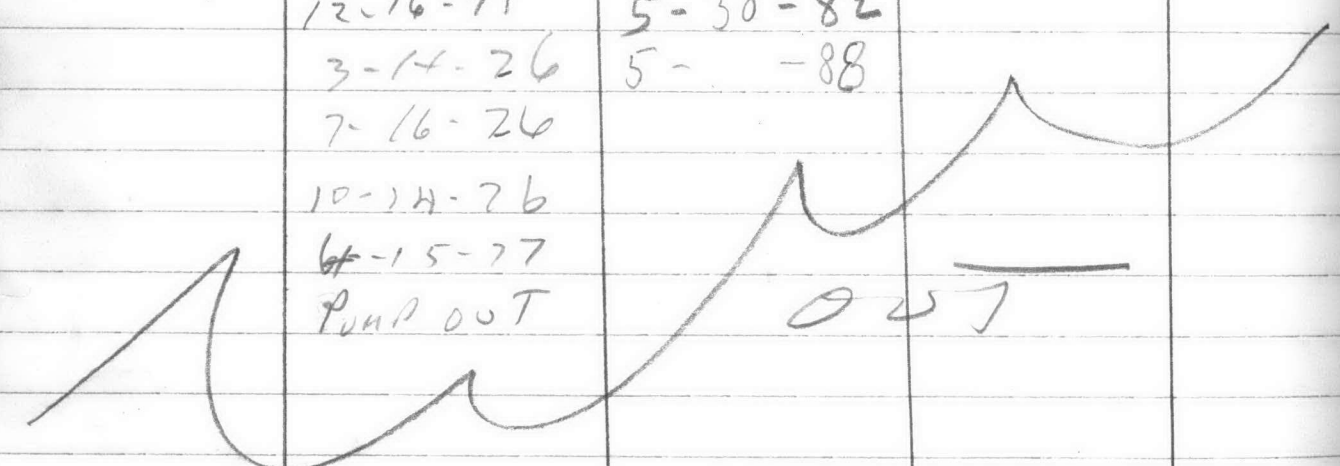
[Faint, illegible handwriting]

[Faint, illegible handwriting]

227 Well

LUBRICATION & MAINT 1972-73

Elect MOTOR OIL CHANGE 1YR	Elect MOTOR GREASE 90 DAYS	AUX MOTOR CHANGE OIL 1YR	GEAR CASE CHANGE OIL 1YR	
3-20-72	9-12-72	9-12-72	3-20-72	6-15-74
4-24-73	4-24-73	9-14-73	9-14-73	
4-23-74	7-17-73	4-23-74	9-17-74	
5-15-75	10-16-73	6-25-75	9-14-75	
5-14-70	1-15-74	4-14-76	?	New BATTERY
6-8-88	4-23-74	5-17-77	6-2-77	4-31-74
PUMP OUT	8-7-74	5-24-78	6-2-78 PUMP OUT	4-19-79
FOR REPAIRS	11-18-74	5-24-79		
	5-15-75	5-21-80		
	9-14-75	5-28-81		
	12-16-75	5-30-82		
	3-14-76	5- -88		
	7-16-76			
	10-14-76			
	6-15-77			
	PUMP OUT			



New BATTERY

4-31-74

4-19-79

PUMP OUT

#47 Well

1972 1973 1974 75
Lubrication & MAINT

Page #1

ELECT MOTOR

GREASE 90 DAYS

CHANGE OIL 1YR

3-20-72
4-24-73
4-30-74
5-15-75
5-14-76
6-7-77
7-8-78
7-12-79
7-17-80
7-18-81

9-12-72
4-24-73
7-17-73
10-16-73
1-15-74
4-23-74
8-7-74
11-19-74
5-15-75
9-14-75
12-16-75
3-14-76
7-16-76
10-14-76
6-7-77
12-15-77
4-16-78
8-14-78
12-15-78
3-4-79
6-10-79
9-12-79
12-21-79
3-22-80
6-24-80
9-22-80
12-21-80
3-24-81

go To page #

go To Page II

Page # 2

#47 WELL Lubrication & MAINTS.

ELECT MOTOR, CHANGE OIL ONCE A YEAR

GREASE EVERY 90 DAYS

7-18-81
7-22-82
7-21-83
7-24-84

6-16-81
9-19-81
12-12-81
3-27-82
6-19-82
9-23-82
12-4-82
3-14-83
6-17-83
9-14-83
12-17-83
3-15-84
7-18-84
11-17-84
3-18-85

#45 Wehl

1972 1973 1974 75
LUBRICATION + MAINT Page #1

Elect Motor OIL CHANGE 1YR	GREASE 90 DAYS	GEAR CASE CHANGE 1YR	AUX MOTOR CHANGE 1YR	
3-20-72	9-12-72	3-20-72	3-20-72	11-15-73
4-24-73	4-24-73	4-24-73	4-24-73	
4-23-74	7-17-73	4-23-74	4-23-74	Electrical
5-15-75	10-16-73	4-15-75	5-15-75	Replaced
5-14-76	1-15-74	4-14-76	4-14-76	Relay in
6-7-77	4-23-74	5-7-77	5-17-77	Auto Switch
12-15-77	8-7-74	5-14-78	5-24-78	
12-2-78	11-19-74	Gear Case leak	5-24-79	New Battery
12-21-79	2-14-75	oil	5-21-80	#-30-74
12-21-80	5-15-75	2-23-79 WELL MEN put DIFFERENT GEAR CASE IN.	5-28-81	11-12-79
	9-14-75	oil ok 2-28-79		
	12-16-75			
	3-17-76	5-29-79		
	7-16-76	5-19-80		
	10-14-76	5- -81		
	3-15-77			
	7-10-77			
	12-15-77			
	4-16-78			
	7-8-78			
	12-2-78			
	3-4-79			
	6-8-79			
	9-12-79			
	12-21-79			
	3-22-80			
	6-24-80			
	9-22-80			

go to Page #2

go to Page #2
for #45 well

go to Page #2

go to Page #2

1972 Bldg. 85 1973

1974-75 PAGE I

PLANT LUBRICATION + MAINT

Elect Motors Grease 90 DAYS	1YR. AUX MOTOR oil change	BLOWER Grease 90 DAYS	BRINE PUMPS 90 DAYS
9-20-72	9-19-72	9-19-72	9-19-72
4-24-73	10-16-73	4-24-73	4-24-73
7-17-73	5-18-74	7-17-73	7-17-73
10-17-73	11-16-75	10-17-73	10-17-73
1-15-74	5-14-76	1-15-74	1-15-74
4-22-74	11-24-76	4-22-74	4-22-74
8-6-74	5-7-77	8-6-74	8-6-74
11-19-74	12-15-77	11-19-74	11-19-74
4-23-75	6-15-78	4-24-75	4-24-75
7-28-75	5-30-79	7-20-75	7-20-75
10-18-75	5-21-80	10-18-75	10-18-75
12-16-75	go to Page 2	2-17-75	1-20-76
3-17-76		6-15-75	4-18-76
7-16-76		9-18-75	6-20-76
10-14-76		1-6-76	9-12-76
3-15-77		5-7-76	11-10-76
5-7-77		8-10-76	3-15-77
2-15-77		11-14-76	7-10-77
4-16-78		3-15-77	12-15-77
7-8-78		7-10-77	4-16-78
2-2-78		12-15-77	8-17-78
-4-79		4-16-78	11-15-78
-10-79		8-17-78	2-27-79
7-12-79		11-21-78	5-22-79
		2-27-79	8-20-79
		5-22-79	go to Page 2
		8-20-79	
		go to Page 2	

go to Page 2

go to Page 2

Elect Motor OIL CHANGE YR	Grease 90 DAYS	Gear case change YR	AUX MOTOR change YR	
3-20-72	9-12-72	3-20-72	3-20-72	11-15-72
4-24-73	4-24-73	4-24-73	4-24-73	
4-23-74	7-17-73	4-23-74	4-23-74	Electric
5-15-75	10-16-73	4-15-75	5-15-75	REPLACE
5-14-76	1-15-74	4-14-76	4-14-76	Relay
6-7-77	4-23-74	5-7-77	5-17-77	Auto Sw
12-15-77	8-7-74	5-14-78	5-24-78	
12-2-78	11-18-74	Gear case leak	5-24-79	New BA
12-21-79	2-14-75	oil	5-21-80	#-30
12-21-80	5-15-75	2-23-79 WELL MEN put DIFFERENT GEAR CASE IN. oil OK 2-28-79	5-28-81	11-12-
	9-14-75			
	12-16-75			
	3-17-76	5-29-79		
	7-16-76	5-19-80		
	10-14-76	5- -81		
	3-15-77			
	7-10-77			
	12-15-77			
	4-16-78			
	7-8-78			
	12-2-78			
	3-4-79			
	6-8-79			
	9-12-79			
	12-21-79			
	3-22-80			
	6-24-80			
	9-22-80			

go to page 2

go to page 2
for #45 well

go to page 2

go to page

Elect Motors Grease 90 DAYS	1YR. AUX MOTOR oil change	BLOWER Grease 90 DAYS	BRINE PUMPS 90 DAYS
9-20-72	9-19-72	9-19-72	9-19-72
4-24-73	10-16-73	4-24-73	4-24-73
7-17-73	5-10-74	7-17-73	7-17-73
10-17-73	11-16-75	10-17-73	10-17-73
1-15-74	5-14-76	1-15-74	1-15-74
4-22-74	11-24-76	4-22-74	4-22-74
8-6-74	5-7-77	8-6-74	8-6-74
11-19-74	12-15-77	11-19-74	11-19-74
4-23-75	6-15-78	4-24-75	4-24-75
7-20-75	5-30-79	7-20-75	7-20-75
10-18-75	5-21-80	10-18-75	10-18-75
12-16-75	go to Page 2	2-17-75	1-20-76
3-17-76		6-15-75	4-18-76
7-16-76		9-18-75	6-20-76
10-14-76		1-6-76	9-14-76
3-15-77		5-7-76	11-10-76
5-7-77		8-10-76	3-15-77
12-15-77		11-14-76	7-10-77
4-16-78		3-15-77	12-15-77
7-8-78		7-10-77	4-16-78
12-2-78		12-15-77	8-17-78
3-4-79		4-16-78	11-15-78
6-10-79		8-17-78	2-27-79
9-18-79		11-21-78	5-22-79
		2-27-79	8-20-79
		5-22-79	go to Page 2
		8-20-79	

go to Page 2

go to PAGE 2

PLANT LUBERICATION AND MAINTANCE,

ELECT MOTORS GREASE 90 DAY	AUX MOTOR OIL CHANGE ONCE A YEAR	BLOWER GREASE EVER 90 DAYS.	BRINE Pump GREASE EVER 90 DAYS
9-12-79	5-21-80	11-12-79	11-12-79
12-21-79	5-28-81	2-27-80	2-27-80
3-22-80	4-12-82	5-19-80	5-19-80
6-24-80	4-22-83	8-27-80	8-27-80
9-22-80	4-20-84	11-20-80	11-20-80
12-21-80	5-17-85	2-20-81	2-20-81
3-24-81		5-28-81	5-28-81
6-16-81		8-19-81	8-19-81
9-19-81		12-12-81	12-12-81
12-12-81		DOT	3-27-82
3-27-82		NO FITTING	6-19-82
6-19-82			9-23-82
9-23-82			12-4-82
12-4-82			3-11-83
3-11-83			7-13-83
7-13-83			10-15-83
10-15-83			1-16-84
4-17-84			4-20-84
7-24-84			<u>OUT</u>
11-18-84			
3-15-85			


12
 13
 14
 15
 16
 17
 18
 19
 20
 21
 22
 23
 24
 25
 26
 27
 28
 29
 30
 31
 32
 33
 34
 35
 36
 37
 38
 39
 40
 41
 42
 43
 44
 45
 46
 47
 48
 49
 50
 51
 52
 53
 54
 55
 56
 57
 58
 59
 60
 61
 62
 63
 64
 65
 66
 67
 68
 69
 70
 71
 72
 73
 74
 75
 76
 77
 78
 79
 80
 81
 82
 83
 84
 85
 86
 87
 88
 89
 90
 91
 92
 93
 94
 95
 96
 97
 98
 99
 100


101
 102
 103
 104
 105
 106
 107
 108
 109
 110
 111
 112
 113
 114
 115
 116
 117
 118
 119
 120
 121
 122
 123
 124
 125
 126
 127
 128
 129
 130
 131
 132
 133
 134
 135
 136
 137
 138
 139
 140
 141
 142
 143
 144
 145
 146
 147
 148
 149
 150
 151
 152
 153
 154
 155
 156
 157
 158
 159
 160
 161
 162
 163
 164
 165
 166
 167
 168
 169
 170
 171
 172
 173
 174
 175
 176
 177
 178
 179
 180
 181
 182
 183
 184
 185
 186
 187
 188
 189
 190
 191
 192
 193
 194
 195
 196
 197
 198
 199
 200


#45 WELL

LUBRICATION AND MAINTS.

ELECT MOTOR OIL CHANGE YR.	GREASE 90 DAY	BEARCASE CHANGE 1YR.	AUX GAS MOTOR CHANGE 1YR.
12-21-80	9-22-80	5-28-81	5-28-81
12-12-81	1-21-81	5-29-82	4-21-82
12-4-82	4-20-81	5-22-83	4-22-83
3-11-83	7-18-81	6-15-84	MECHANICS TAKE CARE OF THIS
4-14-84	10-28-81	5-17-81	
5-15-81	1-20-82		
	4-12-82		
	7-18-82		
	10-12-82		
	1-10-83		
	4-11-83		
	7-17-83		
	10-15-83		
	1-17-84		
	4-17-84		
	7-24-84		
	11-18-84		
	3-17-85		







Pump set at 80' # 41 well
air line 80'
Static 57'
Pump level 65'
Draw Down 8'
Discharge Pressure - 31 PSI
GPM 1490
well depth 127'

11-5-82



RR 45

12-5-83

A/L 80

S/L 54

P/L 62

D/D 8

PSI 30

GPM 162

used altitude gage


net



Sept 2, 83 R R 97

pump	70'
airline	70'
sumping level	61'
dis press	44 LBS
static	54'
draw down	7'

U.S.R.




Dec 1969


Well	NO. CAPACITY	T.d.H.	Depth of Se Bottom of B
45	150 gpm	100 Ft.	80 ft
48	250	95	65
227	170	100	50


R.R. PLANT CAPACITY 625 gallons
DAILY


RL 85


Softeners had 49 cuft Sealite each























FILTER/SOFTNER POWER FAILURE INSTRUCTIONS

I. IF FILTERS AND SOFTNERS WERE ALL IN SERVICE AT TIME OF POWER FAILURE, NO ACTION IS REQUIRED.

II. FILTER IN BACKWASH AT TIME OF POWER FAILURE.

A. TURN ALL FILTER SWITCHES TO "O" POSITION.

B. MANUALLY REPOSITION MULTIPOINT VALVE TO SERVICE POSITION.

C. TURN FILTER SWITCHES TO "H" POSITION.

D. BACKWASH FILTERS INDIVIDUALLY USING MANUAL START PUSHBUTTONS.

E. TURN FILTER SWITCHES TO "A" POSITION.

III. SOFTNER IN REGEN AT TIME OF POWER FAILURE.

A. CLOSE RED HANDLED MANUAL EFFLUENT VALVE.

B. TURN SOFTNER SWITCH TO "O" POSITION.

C. TURN "OFF" FILTER PUMPS.

D. MANUALLY REPOSITION MULTIPOINT VALVE TO SERVICE POSITION.


E. TURN FILTER PUMP SWITCH TO "AUTO" POSITION.


F. TURN SOFTNER SWITCH TO "H" POSITION.


G. REGEN SOFTNER USING MANUAL START PUSHBUTTONS.


H. OPEN RED HANDLED MANUAL EFFLUENT VALVE.


I. TURN SOFTNER SWITCH TO "A" POSITION.























1987

CHLOXINE
7-9-87 ONLY 250 LBS

1973-74 SUPPLYS

Received

Received	Line	1973	Chlo	1973
JAN 25 73	800 Lbs	1 cyl	150 lbs	JULY 25
FEB 22 73	1000 Lbs	1 cyl	150 lbs	AUG 15
7-15-73	800 Lbs	1 cyl	150 lbs	SEP 6
4-14-73	1000 Lbs	1 cyl	150 lbs	OCT 3 73
5-20-73	600 Lbs	1 cy	150	NOV 21 73
6-23-	1000 Lbs	1 cy	150	12-18-73
7-25-73	800 Lbs	1 cyl	150	1-15-74
8-14-73	500 Lbs	1 cyl	150	1-23-74
9-5-73	800 Lbs	1 cyl	150	2-19-74
9-13-73	600 Lbs	1 cyl	150	3-5-74
9-21-73	500 Lbs	1 cyl	150	4-7-74
10-10-73	500 Lbs	2 cyl	300	4-24-74
10-28-	400 Lbs	1 cyl	150	5-16-74
11-8-73	400 Lbs	2 cyl	300	6-24-74
11-29-73	500 Lbs	3 cyl	450 lbs	7-19-74
12-11-73	400 Lbs	2 cyl	300 lbs	8-14-74
12-13-	200 Lbs	2 cyl	300 lbs	9-11-74
12-19-73	700 Lbs	3 cy	450 lbs	10-8-74
1-8-74	600 Lbs	2 cyl	300 lbs	1-2-75
1-18-74	750 Lbs	2 cyl	300 lbs	2-26-75
2-6-74	800 Lbs	2 cyl	300 lbs	4-23-75
2-21-74	800 Lbs	1 cyl	150 lbs	10-1-75
3-13-74	800 Lbs	1 cyl	150 LBS	12-17-75
4-8-74	600 Lbs	1 cyl	150 LBS	12-25-75
4-16-74	800 Lbs	1 cyl	150 LBS	1-24-76
5-13-74	800 Lbs	1 cyl	150 lbs	2-10-76
5-28-74	500 Lbs	1 cyl	150 lbs	3-16-76
6-10-74	800 Lbs	2 cyl	300 lbs	4-7-76
6-28-74	400 Lbs	2 cyl	300 lbs	6-4-76

1973

SUPPLYS Received
Gasoline

SALT Received

1-5-73 47,740 lbs
 4-6-73 48,490 lbs
 6-19-73 46,270 lbs
 8-16-73 43,990 lbs
 9-13-73 44,340 lbs
 10-8-73 54,210 lbs
 11-7-73 50,600 lbs
 12-13-73 46,250 lbs
 12-28-73 48,000 lbs
 1-23-74 48,010 lbs
 3-4-74 47,420 lbs
 3-39-74 48,150 lbs
 5-2-74 47,500 lbs
 5-10-74 54,500 lbs
 6-19-74 47,470 lbs
 8-6-74 106,950 lbs
 9-5-74 56,910 lbs
 10-24-74 55,040 lbs
 12-11-74 100,880 lbs
 2-25-74 49,440 lbs
 5-20-75 46,500 lbs
 6-12-75 46,000
 7-26-75 approx 46,000 lbs
 10-3-75 50,890 lbs
 12-10-75 50,420 lbs
 1-29-76 54,940 lbs
 3-5-76 47,330 lbs
 4-22-76 49,100 lbs
 7-8-76 57,150 lbs

2-15-73 450 GAL METEOR
 9-4-73 APPROX, 450 GAL
 11-16-73 APPROX 100 GAL
 6-25-74 296 GAL
 5-20-75 380 gal
 10-3-75 108 gal
 6-10-76 231 GAL
 9-27-76 CANNON 1429 GALS
 11-1-76 33 GAL FUEL IN
 GAS TANK.
 11-30 received 20 GALS
 FUEL OIL IN GAS TANK
 #2
 12-16-76 received 10 GAL
 FUEL #227 36 gal + 45 well
 1-20-77 - 62 gal
 3-22-77 - 54 gal
 8-4-77 235 GAL
 2-23-78 - 531 gal.
 6-8-78 - 54 gal.
 10-18-78 - 88 gal
 8-31-79 90 gals.
 9-27-75 29 GAL
 12-6-79 9 gals.
 1-16-80 45 GALS
 1-31-80 37 GALS
 4-1-80 44 GAL
 6-2-80 78 gals
 go to next page. →

SUPPLYS Received
Fuel Oil

#2 Fuel Oil

1-4-73 - 137 GAL
 2-22-73 180 GAL
 3-28-73 61 GAL
 11-28-73 40 GAL
 12-13-77 38 GAL
 12-19-73 57 GAL
 1-8-74 126 GAL
 1-15-74 87 GAL
 2-8-74 53 GAL
 2-14-74 61 GAL
 2-21-74 48 GAL
 3-6-74 ? GAL
 3-17-74 17 GAL
 3-20-74 - 45 GAL
 4-3-74 - 62 GAL
 10-16-74 206 GAL
 12-11-74 156 GAL
 2-5-75 158 GAL
 3-12-75 75 GAL
 3-26-75 126 GAL
 10-2-75 268 gal.
 12-9-75 172 GAL
 12-17-75 75 GAL
 1-8-76 110 gal.
 1-14-76 ?
 1-29-76 81 gal.
 3-10-76 25 gal.
 3-11-76 72 GAL
 3-30-76 76 gal.

Fuel Oil

11-1-76 - 33 GAL
 12-6-76 - 1,550 GAL
 1-7-77 - 7,225 gal.
 1-12-77 4419 GAL
 1-26-77 1250 gal.
 2-9-77 1200 gal.
 2-28-77 1150 GAL
 3-10-77 164 GAL
 3-24-77 - 370 gal.
 10-21-77 225 GAL #2
 11-14-77 9150 gal.
 12-7-77 220 gal.
 12-22-77 207 gal.
 1-4-78 164 GAL
 1-19-78 235 gals
 2-17-78 300 gals
 3-3-78 150 gal.
 3-31-78 60 gals
 10-20-78 - 150 gal.
 2-9-79 - 375 gals
 2-26-79 - 200 gals
 10-18-79 - 192 GALS
 12-7-79 175 GAL
 12-21-79 90 gals
 1-11-80 190 gals
 2-1-80 175 gals
 2-19-80 235 GAL
 3-25-80 278 gals
 1-9-81 - 290 GAL
 1-30-81 - 57 GAL

1974
LIME

7-2-74 1000 lbs
 7-22-74 750 lbs
 8-12-74 1000 lbs
 8-21-74 1000 lbs
 10-21-74 1000 lbs
 11-26-74 1000 lbs
 1-21-75 200 lbs
 3-3-75 500 lbs
 4-16-75 600 lbs
 5-26-75 600 LBS.
 7-10-75 900#
 9-24-75 200 lbs
 2-8-76 200#
 2-21-76 500 lbs
 3-17-76 500 lbs
 4-7-76 500 lbs
 5-3-76 500#
 6-8-76 500#
 9-26-76 500#
 12-14-76 300#
 1-8-77 250#
 2-3-77 250#
 2-18-77 500#
 3-7-77 500#
 3-31-77 250#
 5-26-77-500#
 10-15-77-500#

LIME

11-15-77-300#
 11-21-77-500 lbs
 12-12-77 500 lbs
 1-19-78 400 lbs
 2-8-78 300#
 2-22-78-500#
 3-23-78-300 lbs
 4-7-78-550 lbs
 5-10-78-500 lbs
 8-15-78-500 lbs
 9-18-78-150 lbs
 11-6-78-250#
 1-11-79-500 lbs
 2-9-79-500 lbs
 3-3-79-100 lbs
 3-7-79 450 lbs
 3-26-79 150 lbs
 4-23-79 550 LBS.
 5-9-79 400 LBS. SCR
 5-31-79 500 LBS. SCR
 6-21-79 500# Lime SCR
 6-29-79 800# Lime SCR
 7-16-79 500# Lime SCR
 7-20-79 500# Lime SCR
 8-2-79 500 LBS. Lime SCR
 8-10-79 300 LBS. SCR
 8-17-79-750 lbs
 8-31-79 1000 lbs. SCR
 9-21-79 200 lbs. SCR
 Turn over to next sheet.

76
SALT Received

5-18-76 51000 ?
 7-8-76 57,150 #
 9-21-76 - 49,930#
 11-9-76 48,030
 1-11-77 54,640 lbs
 2-10-77 53,500#
 4-6-77 56,000#
 6-7-77 53,580#
 8-11-77 50,370 #
 10-11-77 54,400#
 1-20-78 - 49,100#
 3-13-78 - 47,240 lbs
 4-14-78 - 43,960 lbs
 7-13-78 46,450 lbs
 9-13-78 46,640 lbs
 10-18-78- 48,910#
 12-8-78 45,650 lbs
 2-2-79 46,460 lbs
 3-9-79 46,660 lbs
 5-14-79 44,440 LBS.
 7-14-79 42,316 LBS.
 9-7-79 45,530 lbs
 11-20-79 48,750 lbs
 2-14-80 48,210 lbs
 5-9-80 47,330 lbs
 7-9-80 47,960 lbs
 9-6-80 58,480 lbs.
 11-14-80 26,760 lbs.

SALT Rec.

2-5-81 = 49,510 lbs
 3-10-81 = 47,090 LBS.
 5-4-81 46,610 lbs
 7-1-81 42,810 lbs
 9-4-81-46,810 lbs. SCR
 12-8-81 50,430 LBS. SCR
 2-4-82 49,910 lbs
 4-2-82 47,770 LBS. in at 0930 out at 1030
 4-30-82 1 load of salt in 1200 out 1305
 7-8-82, 52,800 lbs. Salt in at 0825 out at 0935 SCR
 9-7-82 Received 1 load of Salt, 48,540 lbs. in @ 0845 out @ 1035
 1-7-83 Received load salt 1 load
 3-28-83 Received 1100 lbs of lime
 4-6-83 SALT 51650
 6-7-83 1 load SALT
 9-7-83 1 load of salt 49,440 lbs
 11-9-83 1 load of salt 53,000 lbs
 4-11-84 1 load of salt 51710
 6-15-84 1 load ?
 8-16-84 SALT Gross wt. 71800
 10-9-84 1 load of salt 76,300 lbs
 11-29-84 1 load salt Gross wt 77,580
 1-3-85 1 load of salt 79,280 lbs
 2-8-85 1 load salt 46,200
 4-3-85 1 load ?
 6-28-85 1 load of salt 78,800 lbs
 9-16-85 1 load of salt 78,180 lbs

Received
Chlorine

July 76
Chlorine 77 80

7-29-76	2 cyls	300 lbs	2-27-80	2 cyl	300 lbs
1-18-77	2 cyls	300 lbs	4-14-80	2 cyl	300 lbs
2-23-77	1 cyl	150 lbs	5-17-80	1 cyl	150 lbs
2-30-77	2 cyl	300 lbs	10-1-80	2 cyl	300 lbs
4-20-77	1 cyl	150	12-5-80	2 cyl	300 lbs
6-9-77	1 cyl	150 lbs	12-24-80	1 cyl	150 lbs
8-12-77	2 cyls	300 lbs	1-19-81	1 cyl	150 lbs
9-19-77	1 cyl	150 lbs	2-9-81	2 cyl	300 lbs
10-17-77	1 cyl	150 lbs	3-3-81	1 cyl	150
11-11-77	2 cyl	300 lbs	3-30-81	2 cyl	300
12-14-77	2 cyl	300 lbs	4-15-81	1 cyl	150
1-7-78	1 cyl	150 lbs	5-21-81	1 cyl	150
2-13-78	2 cyl	300 #	5-22-81	1 cyl	150
5-1-78	2 cyl	300 #	9-2-81	1 cyl	150 lbs
7-6-78	cyls	300 lbs	9-9-81	1 cyl	150 lbs
8-30-78	1 cyl	150 #	11-19-81	2 cylinders	300 lbs
9-30-78	2 cyl	300 #	1-19-82	2 cylinders	300 lbs
11-29-78	2 cyl	300 #	2-18-82	2 cyl	300 lbs
2-13-79	1 cyl	150 #	3-11-82	1 cyl	150 lbs
3-13-79	2 cyl	300 lbs	4-19-82	2 cyl	300 lbs
4-24-79	2 cyl	300 lbs	5-21-82	2 cyl	300 lbs
5-29-79	1 cyl	150 lbs	7-8-82	one cyl. chl. 2 cyl	
6-27-79	2 cyl	300 lbs	10-18-82	2 cyl	300 lbs
7-26-79	1 cyl	150 lbs	11-22-82	1 cyl	150 lbs
9-18-79	2 cyl	300 lbs	12-17-82	1 cyl	150 lbs
10-10-79	1 cyl	150 lbs	1-7-83	1 cyl	150 lbs
10-19-79	1 cyl	150 lbs	2-1-83	1 cyl	150 lbs
12-12-79	2 cyl	300 lbs	4-15-83	1 cyl	150 lbs
1-23-80	1 cyl	150 lbs	5-16-83	2 cyl	300 lbs

turn to next page

lime Received

9-28-79	300 lbs
10-2-79	450 lbs
10-9-79	200 lbs
10-19-79	300 lbs
10-24-79	600 lbs
10-29-79	500 lbs
11-17-79	100 lbs
11-19-79	450 lbs
11-28-79	450 lbs
12-3-79	400 lbs
12-17-79	550 lbs
12-25-79	250 lbs
1-3-80	500 lbs
1-17-80	850 lbs
2-15-80	500 lbs
2-28-80	850 lbs
3-14-80	500 lbs
3-27-80	750 lbs
5-7-80	500 lbs
5-28-80	450 lbs
6-5-80	500 lbs
6-19-80	500 lbs
7-8-80	600 lbs
7-28-80	500 lbs
8-8-80	250 lbs
8-15-80	400 lbs
8-22-80	400 lbs
8-30-80	200 lbs
9-4-80	350 lbs
turn over	

Received
Gasoline

8-6-80	50 gals.	vick
2-18-81	14 + 6 gal	PLANT
2-18-81	6.6 gal	#45 well
3-10-81	RR 85 = 15 gals	RR 85
4-21-81	RR 85 = 30 gals.	
6-3-81	RR 85 = 16 gal	45 5' gal
7-30-81	RR 85 = 21 gal	
7-30	45 well	66 lb
8-19-81	28 gal	GAS
9-25-81	30 gals.	RR 85
11-3-81	32 gals	gas
JANUARY 7, 1982 34 gals. 3/10 gas		
3-2-82	3 gals.	
4-9-82	12 gals	of gas
5-11-82	10 gals	of gas
6-9-82	23 gals	RR-85
6-9-82	2 gals	#45 well.
11-16-82	73 gals	RR 85
MARCH-1-83 10		
4-11-83	26 gal	
5-19-83	710 gal	
7-7-83	RR 85	89 gal
11-30-83	RR 85	28 gals
2-27-84	34 gals	
5-16-84	15 gals	
8-1-84	37 gal	
12-11-84	16 gals	
8-22-85	112 gals	
GAS ENGINE RETIRED -		

LIME RECEIVED

9-21-80	250 lbs
9-25-80	500 LBS.
10-16-80	800 LBS.
11-6-80	250 lbs.
11-17-80	750 lbs
12-3-80	500 lbs
12-16-80	500 lbs
12-27-80	250 lbs.
1-3-81	600 lbs
3-20-81	400 LBS.
3-31-81	600 LBS.
4-6-81	550 LBS.
4-18-81	450 lbs.
4-27-81	700 lbs.
5-15-81	200 lbs.
5-21-81	100 lbs
5-22-81	300 LBS. AM
5-22-81	750 lbs PM
6-23-81	100 lbs.
6-29-81	750 LBS.
7-16-81	1000 lbs
8-12-81	150 lbs
8-13-81	1000 lbs
9-11-81	500 lbs
9-28-81	500 lbs
10-13-81	450 lbs
10-25-81	250 lbs
10-28-81	700 lbs
11-16-81	750 lbs
11-7-81	700 lbs

Fuel oil Received

3-6-81	96 gals
3-26-81	60 GALS
4-17-81	66 gals
5-8-81	20 gals
10-30-81	38 GAL
11-20-81	93 GAL
12-11-81	193 GAL
2-1-82	294 gals
2-27-82	13 gals
10-18-82	144 GAL
11-1-82	61 GAL
11-17-82	85 gals
11-23-82	30 GAL
12-29-82	128 GAL
JANUARY-13-1983	
1-13-83	164 GAL.
1-26-83	184 GAL
2-2-83	68 GAL.
2-18-83	200 gals
4-6-83	144 gal
10-19-83	98 GAL.
11-1-83	56 GAL.
11-18-83	62 1/2 gal
1-10-84	100 gals.
3-21-84	?
3-28-84	?
4-24-84	250 gals
10-15-84	145 gals
12-11-84	57 gals

Next Page →

Lime Received

12-28-81	500 lbs
1-5-82	250 lbs
1-6-82	400 lbs
1-22-82	400 lbs
1-29-82	600 LBS.
2-22-82	400
3-10-82	500 lbs
3-16-82	500 lbs
3-31-82	500 lbs
4-9-82	500 lbs
4-20-82	600 lbs
4-30-82	600 lbs
5-13-82	1600 lbs
6-17-82	2100 LBS
7-27-82	2350 LBS
9-3-82	800 lbs
9-17-82	2100 lbs
10-4-82	750 #
11-12-82	2200 lbs
12-21-82	1000 lbs
1-7-83	500 lbs
1-20-83	1500 lbs
2-22-83	1500 LBS
3-28-83	1100 lbs
4-27-83	1200 lbs
5-19-83	1300
6-24-83	1700 lbs
10-6-83	2350 lbs

Chlorine Received

6-14-83	1 cyl 150 lbs
11-18-83	1 cyl 150 lbs
2-6-84	1 cyl 150 lbs
3-28-84	1 cyl 150 lbs
4-5-84	1 cyl 150 lbs
6-8-84	1 cyl 150 lbs
6-26-84	1 cyl 150 lbs
7-24-84	1 cyl 150 lbs
8-31-84	1 cyl 150 LBS.
9-11-84	1 CYL. 150 LBS
10-2-84	1 CYL. 150 LBS.
11-13-84	1 CYL. 150 LBS
1-8-85	1 CYL 150 lbs
1-23-85	1 cyl 150 lbs
2-21-85	1 CYL 150 lbs
3-21-85	1 CYL. 150 LBS.
4-2-85	1 CYL 150 lbs
5-1-85	1 CYL 150 lbs
8-5-85	1 cyl 150 lbs
9-4-85	1 CYL. 150 LBS.
12-24-85	1 cyl 150 lbs
1986	
1-28-86	1 CYL. 150 LBS.
4-28-86	2 CYL. 300 LBS.
5-21-86	1 cyl 150 lbs
8-5-86	1 CYL. 150 LBS.
12-18-86	1 cyl 150 lbs
3-11-87	2 CYL 300 lbs
6-12-87	1 cyl 150 lbs

Fuel oil Received

1-7-85	127 gals
1-23-85	181 gals
2-12-85	200 gals
4-10-85	125 GAL
12-5-85	120 gals
1-16-86	370 gals
8-1-86	99 gals
1-22-87	539 gals
2-27-87	203 gals
3-10-87	95 gals
4-6-87	200 gals
12-5-88	215 gals
12-20-88	150 gals
1-11-89	65 gals
1991	
2-9-91	90 GAL.

Lime Received


SALT Received


Lime Received


Chlorine Received


11-30-83	2250 lbs	1-30-86	41,040 lbs	7-15-86	1550 LBS.
4-3-84	1500 lbs	8-7-86	79,400	8-11-86	6 BAGS
4-24-84	1000 lbs	11-25-86	76,000 lbs	12-1-86	500 lbs
5-17-84	800 lbs	5-7-87	79,960 LBS.	12-18-86	1500 lbs
6-5-84	500 lbs	10-6-87	77,240 lbs	2-19-87	250 lbs
6-29-84	500 LBS	12-31-87	79,340 lbs	4-2-87	1250 lbs
7-16-84	500 LBS	2-10-88	75,680 lbs	6-8-87	500 lbs
7-27-84	550 lbs	6-15-88	75,500 lbs	7-12-87	250 LBS
8-13-84	950 lbs	9-8-88	77,520 lbs	8-4-87	100 lbs
8-27-84	500 LBS	11-8-88	79,500 lbs	8-5-87	600 lbs
9-14-84	750 lbs	12-12-88	76,500 lbs	10-28-87	1250 lbs
10-1-84	1100 lbs	2-27-89	79,780 lbs	2-9-88	500 lbs
10-27-84	500 lbs	NET WT		3-17-88	500 LBS.
12-17-84	1000 lbs	5-4-90	47,760 ^{2B}	3-28-88	1600 lbs
1-8-85	900 lbs	1991		11-8-88	500 lbs
2-1-85	950 lbs	JAN	52,000 LBS.	2-21-89	500 lbs
3-1-85	400 lbs	FEB		8-14-89	500 LBS J.C.
3-7-85	1750 lbs	MARCH		8-30-89	250 lbs J.C.
4-18-85	250 lbs	APRIL			
4-26-85	500 lbs	MAY			
5-2-85	1800 LBS.	JUNE			
6-11-85	1000 lbs				
7-14-85	1000 lbs				
9-12-85	2000 lbs				
12-30-85	500 lbs				
2-4-86	500 lbs				
4-4-86	200 lbs				
4-5-86	800 lbs				
6-12-86	1500 lbs				


7-16-87	1 cyl 150 lbs
10-27-87	3 cyl 450 lbs
4-12-88	1 cyl 150 lbs
10-3-88	1 cyl 150 lbs
11-8-88	1 cyl 150 lbs
12-22-88	1 cyl 150 lbs
1991	
JAN	1 cyl.
FEB	2 cyl.
MARCH	






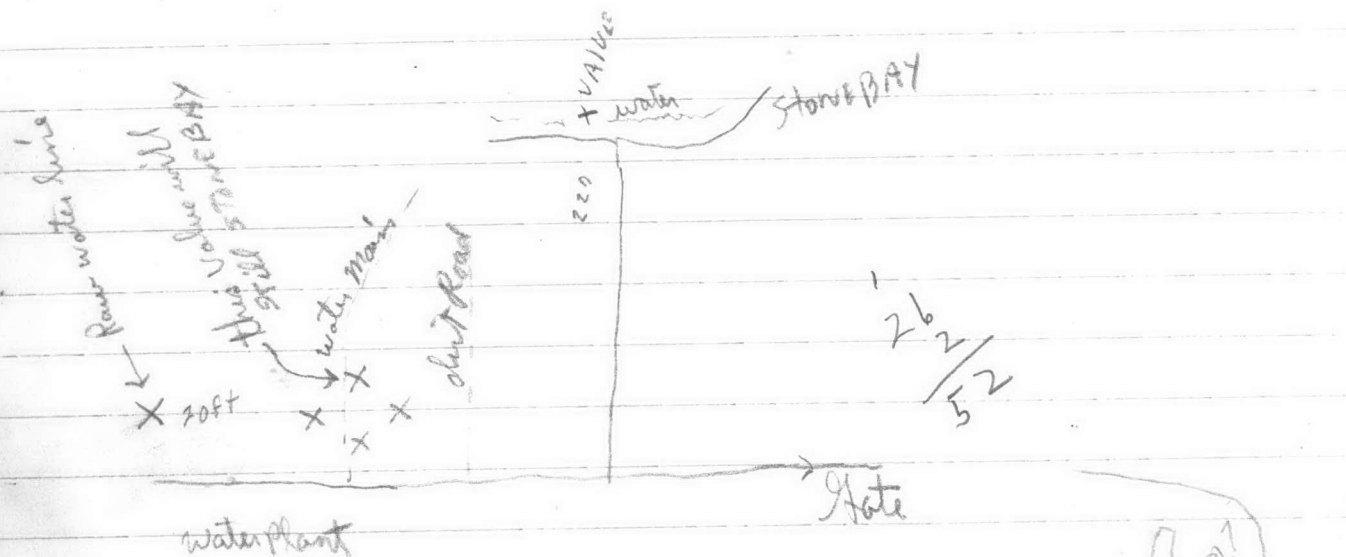








10-6-67 Reel BATTERY FOR GAS ENGINE
 14 well RR# 45, ^{Replaced} 10-25-67 JCF
 RADIATOR LEAKING RR 45 12-8-68
 12-17-69 New Battery RR=45
 12-22-69 ELECT lines CUT loose of # 227
 3-18-70 ELECT, REPLACED TO # 2277
 7-9-70 REPAIRED NO. 47 WELL



33 YEARS OF SERVICE
 - 2 minus
 31 YRS
 X 2 X 2
 62% OF BASE PAY

minus Hosp. Ins.
 minus Life Ins.
 minus wife's BENEFITS
 minus wife = after one month of me being home.
 HONEY DEW, THIS DO THAT DO THIS
 BUT AIN'T IT GREAT TO RETIRE

12-5-2-5-4

Pump Running with 53 LBS. = 23 FT. in O.H.T.

AS-OF SCOOTER MILEAGE
 9-17-91 5959-0

16 3/4 LBS with 47197

1-18-88

Received 5 GAL PAINT # 3327

6/5

SIZE SOFTENERS = 5 FT. DIAM. X 5 FT STRAIGHT SIDES.

SIZE FILTERS = 8 FT. DIAM by 6 FT. STRAIGHT SIDES.

3-12-82

I told Mack we needed a Battery for gas motor in 229 well house. LCR

RR-85

SNAPPER RIDING MOWER

SERIAL # 33055-065

MODEL # 30084

YAZOO Big WHEEL WALK BEHIND

MODEL # 702581

12
5
17
10

WASH TO BRINE = 13 min

BRINE TO FAST RINSE = 58 min

FAST RINSE TO SERVICE = 15 min

B-RANGE 7187

6-3-81

97 well pumps 100 GAL PM AT 50 PSI level

210 GAL A O P.S.I. DD 15 FT 66

Air line 70'

Well 110' deep

~~# 45 22 PSI 170 GPM 64 Pumping level 8 DD
STATIC 66~~

~~Air line 80' P level~~

~~30 PSI 140 GPM 63~~

~~0 PSI 215 GPM~~

~~9-10-82 - Received new stuff to check hardness with. EDTA~~

45 well New pump installed 11-5-82

Pump set AT 80'

AIR LINE 80'

STATIC 57'

PUMPING level 65'

DRAW DOWN 8'

DISCHARGE PRESSURE 31 PSI

G.P.M. 149

9-2-83

97 Well pumps 125 GAL. AT 45 PSI
61 FT PUMPING level

54 FT STATIC

77 FT DRAW DOWN

70 FT AIR LINE

MAINT. RECORDS -