

FILE FOLDER

DESCRIPTION ON TAB:

FY-86 Annual Increment:

Financial - Expenses = Proceeds

- Outside/inside of actual folder did not contain hand written information**
- Outside/inside of actual folder did contain hand written information**
***Scanned as next image**


150000
33/mo

Actual
1762.57 3896

MONTHLY CHARGES BY MOTOR TRANSPORT

MONTH	BUDGETED	MONTHLY COST	CUMULATIVE COST	REMAINING		MAINT.	FUEL
OCTOBER	19,000	2874.95	2874.95	16125.05		1780.00 1,241.25 MATERIALS 1,049.01	584.69
NOVEMBER		1864.89	4739.84	14260.16		148.53 654.53	462.25
DECEMBER		477.64	5219.48	13,780.52		121.70 13.62	344.32
JANUARY		2198.02	7,417.50	11,582.50		686.57 952.19	559.26
FEBRUARY		964.53	8,382.03	10,617.97		480.59 104.59	379.35
MARCH		2193.35	10,575.38	8,424.62		1,288.13 714.74	490.43
APRIL		1,788.26	12,363.64	6,636.36		951.15 583.99	333.12
MAY		690.07	13,053.71	5,946.29		268.67 136.96	284.44
JUNE		1,559.30	14,613.01	4,386.99	1700/m	230.64 518.84	309.82
JULY		1,183.84	15,796.85	3,203.15	1580/mo	119.23 670.78	393.83
AUGUST		1,180.94	16,977.79	2,022.21		241.63 477.43	461.88
SEPTEMBER		3,375.11	20,352.90	-1,352.90		1583.18 1529.41	262.52
TOTAL	19,000	1,696.08	20,352.90	-1,352.90			


150000 / month



Copy to: Mr Smith
Mr Black ✓

MOTOR TRANSPORT CHARGES TO SFC H-2 (FORESTRY)


	<u>MONTH</u>	<u>MATERIAL</u>	<u>LABOR</u>	<u>POL</u>	<u>TOTAL</u>
FY 86	October	1,049.01	1,241.25	584.69	2,874.95



Copy to: Mr Smith (Budget) 12/9/85
Mr Black

MOTOR TRANSPORT CHARGES TO SFC H-2 (FORESTRY)


<u>MONTH</u>	<u>MATERIAL</u>	<u>LABOR</u>	<u>POL</u>	<u>TOTAL</u>
FY-86 November	654.53	748.11	462.25	1,864.89



copy to Maint Budget 1/9/85
Mr Black

MOTOR TRANSPORT CHARGES TO SFC H-2 (FORESTRY)


<u>MONTH</u>	<u>MATERIAL</u>	<u>LABOR</u>	<u>POL</u>	<u>TOTAL</u>
December	13.62	121.70	344.32	479.64



Copy to: Maint Budget 2/7/8
✓ Mr Black

MOTOR TRANSPORT CHARGES TO SFC H-2 (FORESTRY)

<u>MONTH</u>	<u>MATERIAL</u>	<u>LABOR</u>	<u>POL</u>	<u>TOTAL</u>
JANUARY	952.19	686.57	559.26	2198.02




Copy To: Maint Budget
✓ Mr Black

MOTOR TRANSPORT CHARGES TO SFC H-2 (FORESTRY)

<u>MONTH</u>	<u>MATERIAL</u>	<u>LABOR</u>	<u>POL</u>	<u>TOTAL</u>
FEBRUARY	104.59	480.59	379.35	964.53
MARCH	414.74	1,288.18	490.43	2,193.35


5122
506
2612
3896



6/6/86 Jo Maint Budget (J. Brown)
✓ Mr Black

MOTOR TRANSPORT CHARGES TO SFC H-2 (FORESTRY)

<u>MONTH</u>	<u>MATERIAL</u>	<u>LABOR</u>	<u>POL</u>	<u>TOTAL</u>
April	503.99	951.15	333.12	1,788.26
MAY	136.96	268.67	284.44	690.07



11/10/86 To Maint Budget (J. Brown)
✓ Mr Black, Bldg 1103

MOTOR TRANSPORT CHARGES TO SFC H-2 (FORESTRY)

MONTH

MATERIAL

LABOR

POL

TOTAL


JUNE

518.84

730.64

309.82


1,559.30



To: Maint Budget (F. Brown)
✓ Mr Black, Bldg 1103

MOTOR TRANSPORT CHARGES TO SFC H-2 (FORESTRY)


<u>MONTH</u>	<u>MATERIAL</u>	<u>LABOR</u>	<u>POL</u>	<u>TOTAL</u>
July	670.78	119.23	393.83	1,183.84



To: Maint Budget (J Brown)
Vmr Black, Bldg 1101

FOR TRANSPORT CHARGES TO SFC H-2 (FORESTRY)


<u>MONTH</u>	<u>MATERIAL</u>	<u>LABOR</u>	<u>POL</u>	<u>TOTAL</u>
FY-84 AUGUST	477.43	241.63	461.88	1,180.94



To Maint Budget (F. Brown)
Mr Black, Bldg 1102

MONTHLY TRANSPORT CHARGES TO SFC H-2 (FORESTRY)

<u>MONTH</u>	<u>MATERIAL</u>	<u>LABOR</u>	<u>POL</u>	<u>TOTAL</u>
SEP	1,529.41	1,583.18	262.52	3,375.11



TAR HEEL AVIATION, INC.
P.O. Box 911916
JACKSONVILLE, NORTH CAROLINA 28540
(919) 324-2500


CUSTOMER'S ORDER NO.		PHONE		DATE		
86-M-0622 Branch 5		5100		August 9, 1986		
NAME						
SUPPLY OFFICER						
ADDRESS						
SUPT BN. MCB, BLDG 1117						
CAMP LEJEUNE, N.C. 228542						
PROMISSORY NOTE						
SOLD BY	CASH	C.O.D.	CHARGE	ON ACCT.	MOSE.RETD.	PAID OUT
FEG			X			
QTY.	DESCRIPTION			PRICE	AMOUNT	
2.6	Hours Aircraft Rental, with Pilot for Aerial detection of Southern Pine Beetle damage throughout the Camp Lejeune, N.C. complex.....			\$65.00	\$ 169.00	
Note: Your Contract #M6700186M0622 Applies (Branch 5) This flight covers the period of August 1986.						
I CERTIFY that the above service was performed this date(8-9-86)						
<i>Eugene A Jones</i>						
Base Forestry Camp LeJeune.						
RECEIVED BY						
TAX					---	
TOTAL					\$ 169.00	

12489

All claims and returned goods MUST be accompanied by this bill.

PRODUCT 610-2 (NEBS) Inc., Groton, Mass. 01471

Thank You



N. C. Department of Natural Resources & Community Development

Division of Forestry
Seedling Pick-Up Receipt

DATE

6-4-86

APPL. NO.

415

Purchaser's Name

Steve Forester

PLEASE RELEASE TO THE BEARER THE SEEDING LISTED BELOW:

SPECIES

TYPE STOCK

QUANTITY

Tabby Co Reg.

15,000

APPLICATION FILED AT CENTRAL OFFICE NURSERY

AMOUNT PAID AT NURSERY

BY AUTHORITY OF:

[Signature]

Signature

TREES RECEIVED BY:

TREES RELEASED BY:

[Signature]

Signature

Signature

INSTRUCTIONS TO PURCHASER:

1. Present **White** Copy to Shipping Room Foreman.
2. Retain **Pink** Copy for your records.

INSTRUCTIONS TO SHIPPING ROOM FOREMAN:

1. Release seedlings listed on this ticket only. Refer any changes to the Office **BEFORE** Seedlings are released.
2. Take White Copy of this ticket from purchaser. Sign and turn in all white copies to the Office Daily.
3. Give Pink Copy to purchaser for his files.

INSTRUCTIONS TO NURSERY CLERK:

1. Fill out ticket in triplicate. Give purchaser white and pink copies. Retain blue copy. Match white copies turned in by shipping room Forman with your copies daily.

N. C. Department of Natural Resources & Community Development
Division of Forestry
Seedling Pick-Up Receipt

DATE

6-9-86

APPL. NO.

415

Base Forest

Purchaser's Name

PLEASE RELEASE TO THE BEARER THE SEEDLING LISTED BELOW:

SPECIES

TYPE STOCK

QUANTITY

Shubert Co

Reg

15,000

APPLICATION FILED AT CENTRAL OFFICE NURSERY

AMOUNT PAID AT NURSERY

BY AUTHORITY OF:

Laura

Signature

TREES RECEIVED BY:

Joe Powers

Signature

TREES RELEASED BY:

Signature



N. C. Department of Natural Resources & Community Development
Division of Forestry
Seedling Pick-Up Receipt

DATE

5/21/84

APPL. NO.

415

Case 7016500

Purchaser's Name

PLEASE RELEASE TO THE BEARER THE SEEDLING LISTED BELOW:

SPECIES

TYPE STOCK

QUANTITY

Loblolly

Co

Reg

25000

APPLICATION FILED AT CENTRAL OFFICE NURSERY

AMOUNT PAID AT NURSERY

BY AUTHORITY OF:

[Signature]

Signature

TREES RELEASED BY:

TREES RECEIVED BY:

Joseph E. Penner

Signature

Signature

INSTRUCTIONS TO PURCHASER:

1. Present **White** Copy to Shipping Room Foreman.
2. Retain **Pink** Copy for your records.

INSTRUCTIONS TO SHIPPING ROOM FOREMAN:

1. Release seedlings listed on this ticket only. Refer any changes to the Office **BEFORE** Seedlings are released.
2. Take White Copy of this ticket from purchaser. Sign and turn in all white copies to the Office **Daily**.
3. Give Pink Copy to purchaser for his files.

INSTRUCTIONS TO NURSERY CLERK:

1. Fill out ticket in triplicate. Give purchaser white and pink copies. Retain blue copy. Match white copies turned in by shipping room Forman with your copies daily.

N. C. Department of Natural Resources & Community Development

Division of Forestry
Seedling Pick-Up Receipt

DATE

4-21-86

APPL. NO.

415

Base Master

Purchaser's Name

PLEASE RELEASE TO THE BEARER THE SEEDLING LISTED BELOW:

SPECIES	TYPE STOCK	QUANTITY
Loblolly	Co Amp (CN Stock)	17,000
Loblolly	Co Amp (W Stock)	8,000

APPLICATION FILED AT CENTRAL OFFICE NURSERY

AMOUNT PAID AT NURSERY

BY AUTHORITY OF:

[Signature]

Signature

TREES RELEASED BY:

TREES RECEIVED BY:

[Signature]
Joseph E. Powers

Signature

Signature

INSTRUCTIONS TO PURCHASER:

1. Present **White** Copy to Shipping Room Foreman.
2. Retain **Pink** Copy for your records.

INSTRUCTIONS TO SHIPPING ROOM FOREMAN:

1. Release seedlings listed on this ticket only. Refer any changes to the Office **BEFORE** Seedlings are released.
2. Take White Copy of this ticket from purchaser. Sign and turn in all white copies to the Office Daily.
3. Give Pink Copy to purchaser for his files.

INSTRUCTIONS TO NURSERY CLERK:

1. Fill out ticket in triplicate. Give purchaser white and pink copies. Retain blue copy. Match white copies turned in by shipping room Forman with your copies daily.

27 Feb 1986

7300/2
NREAD

Assistant Base Forester, Natural Resources and Environmental Affairs
Division, Marine Corps Base, Camp Lejeune
Mrs. P. Brydon, Contracting Division, Assistant Chief of Staff,
Logistics, Marine Corps Base, Camp Lejeune

INSTALLATION OF RADIO TOWER AT BUILDING 1103

1. All bidder correspondence regarding potential safety hazards and possible violation of manufacturer installation specifications was forwarded to Gunnery Sergeant Framton (Base CommElectOffice). He indicated that Coastal Electronic Specialists concerns were unfounded and that the Browns Electronics bid was reasonable; further, that work could be achieved within manufacturer specifications at this site. He also indicated that he would forward a memo to your office confirming the same.

2. If you have further questions, please contact me at Building 1103, phone 2195.

J. R. GIBBS

1967

1967

1967

Assistant Base Research Unit, Factors and Environmental Analysis
Division, Air Force Base, Ohio
Mrs. F. H. Brown, Contracting Division, Assistant Chief of Staff
Logistics Marine Corps Base, Camp Lejeune

INSTALLATION OF FABRIC ROOF AT BUILDING 1100

1. All plans concerning the potential safety hazards
and installation of an insect repellent solution
was provided to General Contractor (see contract #1100-
1100-01) and the General Electric Building Division
and that the General Contractor was assigned
the task of providing the insect repellent solution
and that the work could be achieved with the minimum
of cost. The General Contractor has indicated that he
will provide the insect repellent solution at the same
cost to your office as the same.

2. If you have any questions, please contact me at Building
1100, phone 1100-1100.

F. H. BROWN

1967

JDW Peter Black

PART I
FOREST RESOURCE MANAGEMENT

Forestry operations are indicated for treatment and are listed by cost account codes, fund requirements and priorities as follows:

3B10 Forestry Supervision and Management. Personnel included will perform operations such as forest management planning, compartment prescription, forest pest control management, general inspection and supervision, reporting and other administrative functions. (Priority 1)

Estimated management functions are as follows:

<u>Salaries</u>	<u>(Plus 15.75% F.B.)</u>
GS-12 (6) 1/2 Division Director, NREAD (36,889)	\$ 21,350
GS-5 (8) 1/3 Secretary, NREAD (17,750)	6,849
GS-3 (4) 1/3 Clerk Typist, NREAD (12,604)	4,863
GS-11 (4) Forester (Supvy) (29,018)	33,588
GS-9 (4) Asst Forester (23,485)	27,763
GS-7/9 (1) Timber Mangement Forester (21,804)	25,238
Travel and Registration	5,000
Miscellaneous Materials and Supplies	1,500
Fuel for Forestry Engineering Equipment	10,000
Maintenance for Forestry Engineering Equipment	30,000
Fuel for Forestry Transportation Equipment (includes Forestry Fleet and Hauling Units)	6,000
Maintenance of Forestry Transportation Equipment (includes Forestry Fleet and Hauling Units)	10,000
<u>Preparation of Natural Resources Management Plan</u>	25,000
	\$207,151

3B20 Reforestation. Planting of pine seedlings and direct seeding are scheduled on 365 acres, in compartments 7, 9, 22, 30 and 46. Planning will be on a spacing of 7 feet by 14 feet and will be accomplished by planting machine and hand planting. Site preparation for artificial regeneration is scheduled on 59 acres in Compartments 28 and 53 by KG blade, rootrake and bedding harrows. Site preparation for natural regeneration will be accomplished by drum chopper on 202 acres in Compartments 7, 25 and 53. Regeneration and survival check are scheduled on 680 acres (Priority 4).

*JON
06/8
2-3-86
JDW*

*Julian letters
write letters
obligating this
money today
5 FEB 86*

1000
1000
1000
1000
1000

1000
1000

1000

1000

1000

1000

1000

1000

1000

1000

1000

1000

3 CRESOT

30 LAG

20 BOLTS + 100 WASHER

3.00
30.00
30.00

SHOP STORES ISSUE LIST

MCBCL 4408/2

ISSUE POINT MLV 70

STAMP CHARGE PLATE HERE

▶ I 24 86

C5906 M93058

AM6 23 M001 2393 T
SUPPORT BN

INSTRUCTIONS
PREPARE IN TRIPLICATE
RETURN ONE COPY TO THE
CUSTOMER

ITEM NR	NATIONAL STOCK NUMBER	Unit of Issue	Quantity	Demand Code	LOCATION	BLDG NUMBER	TICKET NUMBER
	8-20	23-24	25-29	44			
1.	5510 00 558-0478	BF	144	R	0908AA	1103	132813
2.							
3.							
4.							
5.							

Received By:

Robert Demas

Initials

RD

Reporting Unit Name

200

1 24 83

82908 M3028

AMC 23 M01 2393 T
SUPPORT BN

NUMBER

13813

1103

1001 23028

Handwritten signature or initials

SHOP STORES ISSUE LIST

MCBCL 4408/2

ISSUE POINT MLV 65

STAMP CHARGE PLATE HERE

▶ | 24 86

C5906 M93058

AM6 23 M001 2393 T
SUPPORT BN

INSTRUCTIONS
PREPARE IN TRIPLICATE
RETURN ONE COPY TO THE
CUSTOMER

ITEM NR	NATIONAL STOCK NUMBER	Unit of Issue	Quantity	Demand Code	LOCATION	BLDG NUMBER	TICKET NUMBER
	8-20	23-24	25-29	44			
1.	5306-00-952-1686	EA	20	R	0909BA	1103	132813
2.	5310-00-880-7944	HD	1	R	0609GA		
3.	5310-00-809-3078	HD	1	R	0610HA		
4.							
5.							

Received By:

Rob Dennis

Initials

JAB

Reporting Unit Name

12

1 24 60

MA3028 C2906

AMC 53 MAIL 5293 T
SUPPORT BY

REPRODUCTION
OF RECORDS TO BE
MADE BY CUSTOMER

200-00-10948-100 R
200-00-10948-100 R
200-00-10948-100 R

JAB

[Handwritten signature]

WORK REQUEST (MAINTENANCE MANAGEMENT)

NAVFAC 9-11/14/20 REV. 2-68) S/N 0105-LF-002-7510
 Supersedes NAVDOCKS 2351

(PW Department see Instructions
 in NAVFAC MO-321)

Requestor see Instructions on Reverse Side

PART I—REQUEST (Filled out by Requestor)

1. FROM Director, Natural Resources and Environmental AffDiv		2. REQUEST NO. 5-86
3. TO Base Maintenance Officer (Attn: Key Shop), MCB, CLNC		4. DATE OF REQUEST 4 Nov 85
5. REQUEST FOR <input type="checkbox"/> COST ESTIMATE <input checked="" type="checkbox"/> PERFORMANCE OF WORK		5a. REQUEST WORK START ASAP
6. FOR FURTHER INFORMATION CALL GIBBS - ext.5003		7. SKETCH/PLAN ATTACHED <input type="checkbox"/> YES <input checked="" type="checkbox"/> NO
8. DESCRIPTION OF WORK AND JUSTIFICATION (Including location, type, size, quantity, etc.)		

Make 4 copies each of attached 4 keys (i.e., 16 total)

JUSTIFICATION:

Required for new employees.

9. FUNDS CHARGEABLE AA6-23-M001-2392T	10. SIGNATURE (Requesting Official) J. I. WOOTEN
--	---


PART II—COST ESTIMATE
 (Filled out by Maintenance Control Division if estimate requested)

11. TO:		12. ESTIMATE NO.
13. COST ESTIMATE		14. SKETCH/PLAN ATTACHED <input type="checkbox"/> YES <input type="checkbox"/> NO
a. Labor	\$	15. <input type="checkbox"/> APPROVED. PROGRAMMING TO START IN _____ <input type="checkbox"/> APPROVED. BASED ON PRESENT WORKLOAD, THIS JOB CAN BE PROGRAMMED TO START IN _____, IF AUTHORIZED BY 25TH OF _____ AND FUNDS ARE MADE AVAILABLE. <input type="checkbox"/> DISAPPROVED. (See Reverse Side)
b. Material	\$	
c. Overhead and/or Surcharge	\$	
d. Equipment Rental/Usage	\$	
e. Contingency	\$	
f. TOTAL	\$	16. SIGNATURE
		17. DATE

PART III—ACTION (Filled out by Requestor)

18. TO:		19. AUTHORIZATION TO PROCEED IS ATTACHED (Check one if other than PW funds are involved) <input type="checkbox"/> NAVCOMPT 140 <input type="checkbox"/> OTHER		20. WORK REQUESTED <input type="checkbox"/> HAS BEEN CANCELLED <input type="checkbox"/> HAS BEEN DEFERRED <input type="checkbox"/> WILL BE PERFORMED BY OTHERS	
21. SIGNATURE				22. DATE	

(See Part IV on Reverse Side)



WORK REQUEST (MAINTENANCE MANAGEMENT)

NAVFAC 9-11014/20 REV. 2-68) 5/N 0105-LF-002-7510
Supersedes NAVDOCKS 2351

(PW Department see Instructions in NAVFAC MO-321)

Requestor see Instructions on Reverse Side

PART I—REQUEST (Filled out by Requestor)

1. FROM Director, Natural Resources and Environmental Affairs		2. REQUEST NO. 4-86
3. TO Base Maintenance Officer, Marine Corps Base, CLNC		4. DATE OF REQUEST 4 Nov 1985
5. REQUEST FOR <input type="checkbox"/> COST ESTIMATE <input checked="" type="checkbox"/> PERFORMANCE OF WORK		5a. REQUEST WORK START
6. FOR FURTHER INFORMATION CALL J. GIBBS, Ext. 5003		7. SKETCH/PLAN ATTACHED <input type="checkbox"/> YES <input checked="" type="checkbox"/> NO

8. DESCRIPTION OF WORK AND JUSTIFICATION (Including location, type, size, quantity, etc.)

Repair and/or replace wooden floors in ST-7 (Hubert Fire Tower) and ST-8 (Sneads Ferry Fire Tower).

Install 2 electrical outlet covers at ST-7.

Install 1 electrical outlet cover and 1 panel box cover at ST-8.

JUST: Base Safety Inspection of 24 Oct 1985 requires corrective action in accordance with OSHA Vol.1 29 CFR 1920.22(a)(3) and National Electric Code 370-15.

9. FUNDS CHARGEABLE AA6-23-M001-2392T	10. SIGNATURE (Requesting Official) J. I. WOOTEN
--	---


PART II—COST ESTIMATE
(Filled out by Maintenance Control Division if estimate requested)

11. TO:		12. ESTIMATE NO.
13. COST ESTIMATE		14. SKETCH/PLAN ATTACHED <input type="checkbox"/> YES <input type="checkbox"/> NO
a. Labor	\$	15. <input type="checkbox"/> APPROVED. PROGRAMMING TO START IN _____ <input type="checkbox"/> APPROVED. BASED ON PRESENT WORKLOAD, THIS JOB CAN BE PROGRAMMED TO START IN _____, IF AUTHORIZED BY 25TH OF _____ AND FUNDS ARE MADE AVAILABLE. <input type="checkbox"/> DISAPPROVED. (See Reverse Side)
b. Material	\$	
c. Overhead and/or Surcharge	\$	
d. Equipment Rental/Usage	\$	
e. Contingency	\$	
f. TOTAL	\$	16. SIGNATURE
		17. DATE

PART III—ACTION (Filled out by Requestor)

18. TO:		20. WORK REQUESTED <input type="checkbox"/> HAS BEEN CANCELLED <input type="checkbox"/> HAS BEEN DEFERRED <input type="checkbox"/> WILL BE PERFORMED BY OTHERS	
19. AUTHORIZATION TO PROCEED IS ATTACHED (Check one if other than PW funds are involved) <input type="checkbox"/> NAVCOMPT 140 <input type="checkbox"/> OTHER		22. DATE	
21. SIGNATURE			

(See Part IV on Reverse Side)





State of North Carolina
Department of Natural Resources and Community Development
Division of Forest Resources
512 North Salisbury Street • Raleigh, North Carolina 27611

James G. Martin, Governor
S. Thomas Rhodes, Secretary

Harry F. Layman
Director

October 18, 1985

BASE FORESTER
AC/S FAC (NREAD)
CAMP LEJEUNE NC 28501

LOBLOLLY COASTAL	75,000
LOBLOLLY COAST, IMP	100,000

Appl. # 415

*WE ALSO HAVE
\$2,090 WORTH OF
LONGLEAF SEED (80lbs)
READY FOR PICKUP.*

We are in receipt of the above listed order.

If you plan to PICK UP your seedlings, please contact the nursery you indicated on the application at least 3 days in advance of pickup.

If you requested DELIVERY, your seedlings will be delivered to your County Ranger's office during the two-week time period you indicated unless weather conditions delay delivery.

When requesting further information concerning your order, contact the Nursery designated by the following "letter":

C

(E) Edwards State Nursery
701 Sanford Drive
Morganton, NC 28655
(704) 437-2517

(C) Claridge State Nursery
Route 8, Box 380
Goldsboro, NC 27530
(919) 735-9116

(L) Linville River Nursery
P.O. Box 70
Crossnore, NC 28616
(704) 733-5236

Balance Due \$ 3875.00

Refund \$ _____

Faint, illegible text covering the majority of the page, possibly bleed-through from the reverse side.

02307A

EXPECTED ACCOMPLISHMENTS FOR FY-86 FORESTRY PROGRAM AT CAMP LEJEUNE

1. BUDGET

a. Funding authorized \$4¹⁷16,000
b. Total budgeted 4¹⁷16,000

2. EXPECTED PROCEEDS

a. Expected proceeds \$531,000

3. TIMBER ~~MARKED~~ ^{MARKING}

a. All marking will be accomplished by in-house personnel totaling approximately 1,200 acres. Additional sales will be marked and sold as required for salvage, construction or seed-tree removal.

4. PLANNED REFORESTATION

a. Acres to direct seed 40 Acres
b. Acres to plant 290 Acres
c. Site preparation for artificial regeneration..... 34 Acres
d. Site preparation for natural regeneration. 202 Acres

5. PLANNED TIMBER STAND IMPROVEMENT


a. Acres of TSI 286 Acres

6. PLANNED ACCESS ROAD MAINTENANCE

a. Miles to maintain 16 1/2 Miles
b. Miles to construct 1/2 Mile

7. FIRE PROTECTION AND SUPPRESSION

Prescribed burning is planned in 12 compartments and on all Ranges and Impact Areas totaling approximately 24,000 acres.



Peter

7100
NREAD
10 Apr 1985

From: Commanding General
To: Commandant of the Marine Corps (Code LFL)
Subj: ANNUAL OPERATIONAL PLAN FOR NATURAL RESOURCES; FY-86
Ref: (a) MCO P11000.8B
Encl: (1) FY 1986 Annual Operational Plan for Management of
Natural Resources

1. In compliance with the reference, the enclosure is forwarded.


J. I. WOOTEN
By direction

Blind copy to:
AC/S FAC
AC/S COMPT
BMO (F&A SEC)

7518

*ARLENE LITTLETON
3022/3023*

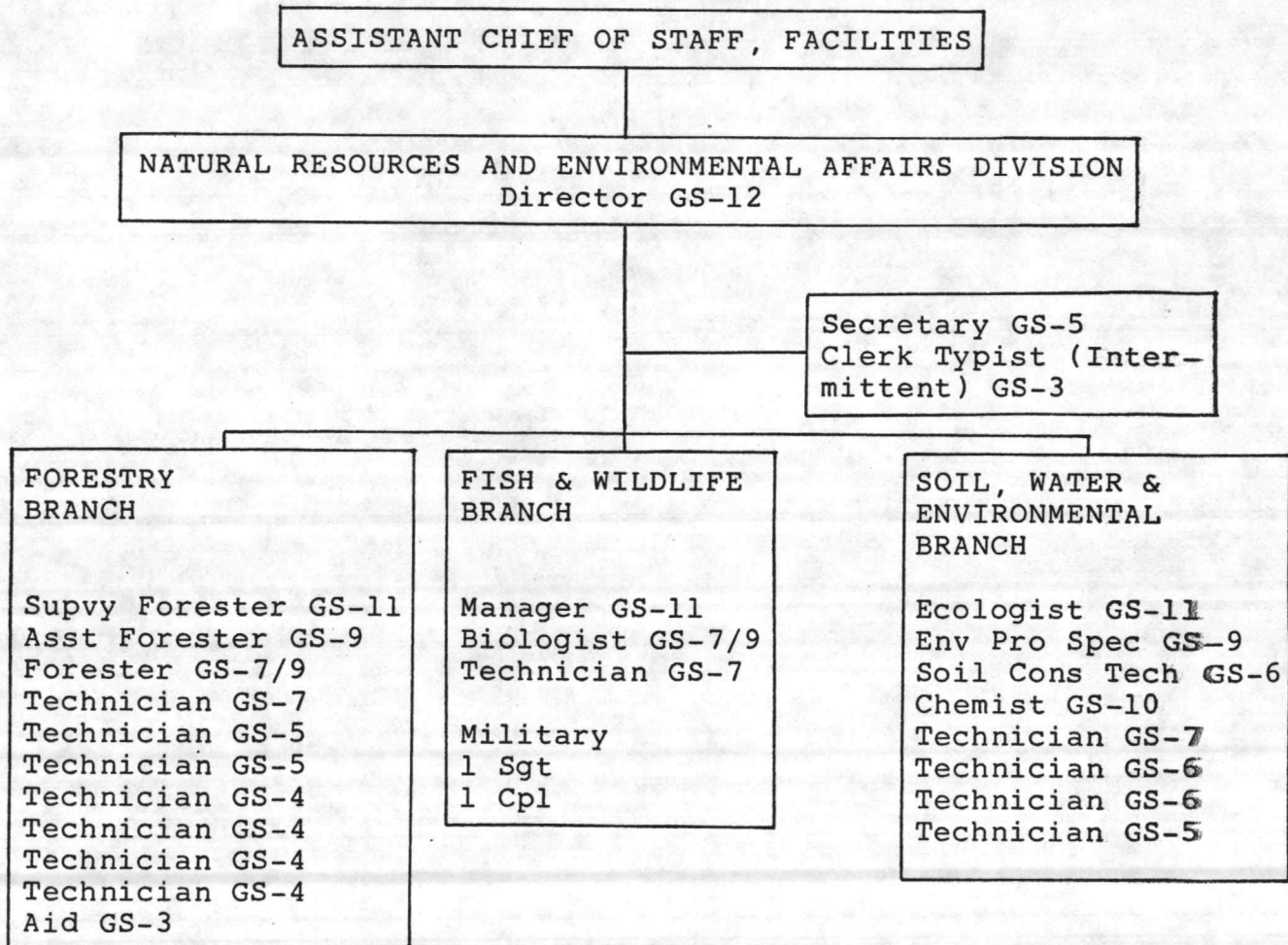
70-51



FY-1936 ANNUAL OPERATIONAL PLAN
FOR MANAGEMENT OF NATURAL RESOURCES

In addition to support of base real property maintenance functions, like support is provided to Marine Corps Air Station (Helicopter), New River. Total land and water area is 112,459 acres, 86,596 acres of which are suitable for management of fish and wildlife resources and 62,365 acres of which are readily manageable as forestlands. Program elements are forest management, fish and wildlife management, soils and water conservation, pollution monitoring and abatement.


The Natural Resources and Environmental Affairs Division of the Assistant Chief of Staff, Facilities is responsible for management of natural resources and environmental programs through direct operational involvement in most program elements. In certain environmental programs a coordinating role is provided. The division is organized thusly:





A

The Annual Operational Plan is a reflection of the long term multiple-use management plan prepared for guiding yearly accomplishments in woodland management operations (Part I), fish and wildlife management (Part II) and soils, water and environmental management (Part III) to assure use of operational funds in a manner that implements higher policy and minimizes misdirected efforts. The planning and budgeting functions necessary to support the above goal are positive influences for a more effective resources management effort. Variables in the long term resource management formula cannot always be adequately predicted. For example, training operational requirements, wildfires and southern pine beetle epidemics can disrupt scheduled timber sales and harvest. Consequently, annual site preparations and reforestation may also be disrupted. If necessary, prescription schedules and sales will be rescheduled in the long term forestry plan by pen changes.



PART I
FOREST RESOURCE MANAGEMENT

Forestry operations are indicated for treatment and are listed by cost account codes, fund requirements and priorities as follows:

3B10 Forestry Supervision and Management. Personnel included will perform operations such as forest management planning, compartment prescription, forest pest control management, general inspection and supervision, reporting and other administrative functions. (Priority 1)


Estimated management functions are as follows:

<u>Salaries</u>	<u>(Plus 15.75% F.B.)</u>
GS-12 (6) 1/2 Division Director, NREAD (36,889)	\$ 21,350
GS-5 (8) 1/3 Secretary, NREAD (17,750)	6,849
GS-3 (4) 1/3 Clerk Typist, NREAD (12,604)	4,863
GS-11 (4) Forester (Supvy) (29,018)	33,588
GS-9 (4) Asst Forester (23,485)	27,763
GS-7/9 (1) Timber Mangement Forester (21,804)	25,238
2,000 ✓ Travel and Registration	3,000 5,000 M102
Miscellaneous Materials and Supplies	1,500 M100
Fuel for Forestry Engineering Equipment	10,000 M136
Maintenance for Forestry Engineering Equipment	30,000 M131-M133
Fuel for Forestry Transportation Equipment (includes Forestry Fleet and Hauling Units)	6,000
Maintenance of Forestry Transportation Equipment (includes Forestry Fleet and Hauling Units)	+ 3,000 10,000
Preparation of Natural Resources Management Plan	25,000
	208,151 \$207,151

119,651
M100

TO MOTOR TRANSPORT \$19,000

3B20 Reforestation. Planting of pine seedlings and direct seeding are scheduled on 365 acres, in compartments 7, 9, 22, 30 and 46. Planning will be on a spacing of 7 feet by 14 feet and will be accomplished by planting machine and hand planting. Site preparation for artificial regeneration is scheduled on 59 acres in Compartments 28 and 53 by KG blade, rootrake and bedding harrows. Site preparation for natural regeneration will be accomplished by drum chopper on 202 acres in Compartments 7, 25 and 53. Regeneration and survival check are scheduled on 680 acres (Priority 4).



Estimated expenses for reforestation:

<u>Salaries</u>	<u>(Plus 15.75% F.B.)</u>
GS-7 (2) 4% Forestry Technician	\$ 898
GS-5 (5) 7% "	1,374
GS-4 (3) 26% "	4,134
GS-4 (3) 25% "	3,952
GS-3 (3) 21% Forestry Aid	2,979
WG-10 Heavy Equipment Operator (480 hrs @ \$16.51/hr)	REFOREST. JUN 7,925
300 Maintenance of Bedding Harrows	200 -500 M109
300 Maintenance of Tree Planter	200 500 M107
300 Maintenance of Drum Chopper	200 500 M108
2,000 Maintenance and Supplies (including pine seed & seedlings)	4,000 6,000 M105
TOTAL 25,862 \$28,762	

3B30 Timber Stand Improvement. Perform timber stand improvement by hand and a machine on 286 acres for precommercial thinning in Compartments 6, 12 and 16 (Priority 5).


Estimated Expenses for timber stand improvement:

<u>Salaries</u>	<u>(Plus 15.75% F.B.)</u>
GS-7 (2) 1% Forestry Technician	\$ 245
GS-5 (5) 9% "	1,663
GS-4 (3) 15% "	2,432
GS-4 (3) 15% "	2,432
GS-3 (3) 11% Forestry Aid	2,166
GS-4 (1) 50% Forestry Technician (Summer Student)	1,711
GS-3 (1) 50%	1,524
GS-3 (1) 50%	1,524
WG-10 Heavy Equipment Operator (80 hrs @ \$16.51/hr)	TSE JUN 1,321
Materials and Supplies	872 M106
TOTAL \$11,131	

3B40 Timber Sales. The estimated income from timber sales in FY-86 is \$419,000. Estimated income for FY-87 is estimated to be \$366,000. Most of the income for FY-86 will come from regularly scheduled sales of approximately 1,213 acres. Salvage cuts from southern pine beetle, seed tree removals and construction sites will be made as needed (Priority 3).

Estimated expenses for timber sales:

<u>Salaries</u>	<u>(Plus 15.75% F.B.)</u>
GS-7 (2) 10% Forestry Technician	\$ 2,032
GS-5 (5) 21% "	3,896
GS-4 (3) 7% "	2,394



GS-4 (3) 7% Forestry Technician	\$ 2,394	
GS-3 (3) 41% Forestry Aid	5,734	
GS-5 (3) 94% Forestry Technician	16,739	
GS-4 (3) 83% "	13,125	
GS-4 (2) 83% "	12,728	
4,000 ✓ Materials and supplies	7,682	11,682 M110
TOTAL 66,724		\$70,724

3B50 Timber Access Roads. Maintain 20 miles of timber access roads by seeding to perennial grass for erosion control and maintain right-of-way for fire control purposes. Install culverts and stone for timber sale and other forest management functions (Priority 6).

Estimated expenses for access roads:

<u>Salaries</u>	<u>(Plus 15.75% F.B.)</u>
GS-5 (5) 11% Forestry Technician	\$ 2,170
GS-4 (3) 7% "	1,216
GS-4 (3) 7% "	1,216
GS-3 (3) 11% Forestry Aid	1,083
GS-4 (1) 50% Forestry Technician (Summer Student)	1,711
GS-3 (1) 50% "	1,524
WG-10 Heavy Equipment Operators (416 hrs @ \$16.51/hr)	TBE. ACC. ✓ 6,868
WG-8 Heavy Equipment Operators (96 hrs @ \$14.85/hr)	ROAD JON. ✓ 1,426
3,000 ✓ Materials and Supplies	11,024
TOTAL 25,003	
\$28,003	

3B60 Forest Protection. Prescribe burn 12 compartments for rough reduction and wildlife enhancement. Control burn ranges and impact areas. Man fire towers. Use operator(s) and plow unit(s) for standby and suppression of wildfires. Perform southern pine beetle control measures on the entire base. Work with other federal and state agencies in evaluation, control and monitoring of infestations. Salvage timber through commercial sales when possible. Use other prescribed treatments when sales are not possible (Priority 2).

Estimated Expenses:	<u>(Plus 15.75% F.B.)</u>
GS-7 (2) 85% Forestry Technician ✓	\$18,133
GS-5 (5) 52% " ✓	9,763
GS-4 (3) 44% " ✓	6,992
GS-4 (3) 29% " ✓	4,560
GS-3 (3) 15% Forestry Aid ✓	2,166
GS-5 (3) 6% Forestry Technician ✓	1,021
GS-4 (4) 17% " ✓	2,736
GS-4 (3) 17% " ✓	2,653
Weekend standby for wildfire suppression:	
WG-10 for 80 hrs @ \$24.77/hr	SPECIFIC JON. 1,982
Wildfire suppression:	
Operators - Salaries and hazardous duty	SPECIFIC JON. ✓ 9,256
Operators - Overtime	✓ 2,500



2

1

	Wildfire suppression: Heavy Equipment Rental	SPECIFIC JON	\$ 1,786	
	Prescribed burn plowing	SPECIFIC JON	3,962	
	Standby for prescribed burning	SPECIFIC JON	3,962	
1,700	Radio rental and maintenance	*2,100 for maint. based on 173/mo. 2,100	3,800	M121
100	Torch fuel		400	500 M134
1,500	AFFIRMS Program		0	1,500 M135
	Forestry salaries for hazardous duty and overtime*		3,260	M112
300	Maintenance of the fireplows		500	800 M120-M139
1,000	Replace two PE-66 radios		0	1,000 M112
750	Replace two mobile radios		0	750 M112
	Contract for aerial detection		1,400	M126
2,750	Materials and Supplies		2,997	5,747 M112
			<u>TOTAL 82,129</u>	<u>\$90,229</u>


SUMMARY OF ESTIMATED EXPENSES

3B10	Forestry supervision and management (Priority 1)	\$207,151	✓ 208,151
3B20	Reforestation (Priority 4)	28,762	✓ 25,862
3B30	Timber stand improvement (Priority 5)	11,131	✓
3B40	Timber sales (Priority 3)	70,724	✓ 66,724
3B50	Timber access roads (Priority 6)	28,003	✓ 25,003
3B60	Forest protection (Priority 2)	90,229	✓ 82,129
	TOTAL FUNDING REQUIREMENTS	\$436,426	419,000

Funding Data:

Forestry FY Funding Required Data - Actual and Estimated:

Current FY-85	Budget FY-86	Budget FY-87
\$424,000	\$ 436,000	\$450,000





824-081


PART II
FISH AND WILDLIFE MANAGEMENT

Programmed operations by cost account codes, fund requirements and priorities for habitat improvement projects by station personnel are as follows:

<u>CAC 9171 Salaries</u>	<u>(Plus 15.75% F.B.)</u>
GS-12 (5) 1/4 Director, NREAD	\$10,370
GS-11 (9) Wildlife Management Supervisor	38,837
GS-7 (4) Wildlife Biologist	22,789
GS-7 (10) Wildlife Technician	26,925
GS-5 (1) Wildlife Technician (Temporary)	5,576
GS-5 (7) 1/3 Secretary NREAD	6,692
GS-4 (1) Wildlife Technician (Temporary)	5,022
GS-4 (1) "	5,022
GS-3 (2) 1/3 Clerk Typist	4,591
Salaries for overtime	2,859
TOTAL	<u>\$133,705</u>

WILDLIFE MANAGEMENT FUNDED UNDER MARINE CORPS HEADQUARTERS FUNDS
CAC 9170 FOR COMPLETION DURING FY-86

<u>Project</u>	<u>Estimated Cost</u>
1. Prescribe burn and clear woody debris from around red-cockaded woodpecker cavity trees. Plow firelanes along contiguous woodpecker habitat boundaries prior to prescribed burning. <u>Impact Statement.</u> Failure to accomplish project would be contrary to biological opinion rendered under Section 7, Public Law 93-205. (Priority 1)	\$3,500
2. Conduct aerial surveys over Onslow Beach and Browns Island during the nesting season for threatened sea turtles. <u>Impact Statement.</u> Failure to conduct surveys would be contrary to the biological opinion rendered for sea turtles under Public Law 93-205. (Priority 2).	3,300
3. Plant winter grains in forest openings for deer, other game and nongame species. <u>Impact Statement.</u> Failure to complete project would limit availability to winter cover crops for green grazing by game and nongame species. (Priority 3).	20,909



4. Install new water control structure in Henderson Pond for improvement of recreational fresh water fishing. Impact Statement. Failure to implement will hinder maximum pond productivity due to the fluctuation of water depths during spawning season. (Priority 4). 12,513

5. Apply liquid nitrogen to forest openings planted to winter grains for game and nongame species. Impact Statement. Failure to make nitrogen application to winter cover crops will limit the productivity and limit maximum utilization by wildlife species. (Priority 5). 3,060


6. Wildlife management personnel participation in training sessions, workshops and conferences. Impact Statement. Failure to participate in management workshops and conferences will limit the implementation of new techniques and research findings into the program for the management of wildlife resources. (Priority 6). 2,946

WILDLIFE FY FUNDING REQUIREMENTS DATA (MARINE CORPS HEADQUARTERS FUNDS)

Current FY-85	Budget FY-86	Budget FY-87
\$141,810 (Salaries)	\$133,705 (Salaries)	\$141,495 (Salaries)
57,531 (Projects)	46,228 (Projects)	43,475 (Projects)
<u>\$199,341</u> TOTAL	<u>\$179,933</u> TOTAL	<u>\$184,970</u> TOTAL

WILDLIFE MANAGEMENT PROJECTS FUNDED UNDER CAC-174
NONAPPROPRIATED FUNDS

<u>PROJECT</u>	<u>ESTIMATED COST</u>	<u>PRIORITY</u>
1. Plant forest openings to summer annuals for quail, dove, wild turkey, other game and nongame species. <u>Impact Statement.</u> Failure to provide will limit habitat improvement projects designed to provide diversity for a variety of species in the vegetative complex.	\$14,245	1
2. Improve habitat diversity by establishing new forest openings for game and nongame species. <u>Impact Statement.</u> Failure to complete project will limit long range planning efforts to improve habitat conditions for wildlife resources.	\$2,668	2



3. Disc out leave areas for quail nesting cover prior to prescribed burning and plant bicolor lespedeza seedlings. Impact Statement. Failure to complete project would limit long range management efforts in the quail management area and other habitat throughout the base.

4,918

3


TOTAL FUNDS REQUIRED \$21,831

WILDLIFE FY FUNDING REQUIREMENT DATA (PERMIT FUND)

Current FY-85
\$21,740

Budget FY-86
\$21,831

Budget FY-87
\$22,675



PART III
SOIL AND WATER CONSERVATION

1. Mission. The Soil and Water Conservation Program is managed by the Soil, Water and Environmental Branch, Natural Resources and Environmental Affairs Division (hereafter referred to as "the branch"). The branch is responsible for developing and implementing natural resources planning and environmental protection program. The program is directed in the following general areas:

a. Providing compliance monitoring and related laboratory support for drinking water supplies and treatment and distribution systems.

b. Providing compliance monitoring and related laboratory support to the operation of sewage treatment facilities and the collection, pretreatment and disposal of industrial wastes and wastewaters.

c. Providing technical assistance and related laboratory support required for the identification of hazardous materials and hazardous wastes regulated under the Resource Conservation and Recovery Act and related state regulatory programs.


d. Developing/updating contingency plans and providing related technical assistance required to manage spills and related emergencies involving petroleum oils and lubricants and hazardous substances.

e. Coordinating NREAD review of environmental impact assessments and development and revision of the Long Range Natural Resources Management Plan.


f. Developing erosion and sedimentation control plans and projects.

g. Coordinating environmental training education and informational activities.

The above describes where the majority of the branch's manpower, equipment and supply resources are placed. The work is primarily directed toward compliance with local, state and federal enforcement regulations and related personnel training and education.



		<u>Projected Amount</u>
2. <u>Operating Budget</u>		
a. Personnel (Salary plus 15.75% and Overtime)		
(1) Salaries and Overtime chargeable to Water Quality Control Laboratory		
(a)	Supervisory Chemist GS-10 (4)	\$ 30,571
(b)	Chemist GS-9 (1)	25,238
(c)	Physical Science Tech GS-7 (9)	26,132
(d)	" GS-6 (4)	20,424
(e)	" GS-6 (5)	21,043
(f)	" GS-5 (8)	20,546
(g)	Part time clerk (24 hr/wk)	
(\$5.49/hr)	GS-3 (1)	7,931
(h)	Laboratory related overtime	1,000
TOTAL		<u>\$152,885</u>
(2) Other Branch Salaries and Overtime		
(a)	Supervisory Ecologist GS-11 (7)	36,641
(b)	Environmental Protection Specialist GS-9 (1)	25,238
(c)	Soil Conservation Technician GS-6 (2)	19,186
(d)	1/4 Division Director GS-12 (5)	10,370
(e)	1/3 Division Secretary GS-5 (6)	6,478
(f)	1/3 Clerk Typist GS-3 (2)	4,568
(g)	Emergency Spill Response Overtime	1,000
TOTAL		<u>\$103,481</u>
TOTAL SALARIES		\$256,366
b. Supplies and Equipment Maintenance		\$ 30,000
c. Contract Laboratory Supplies: for routine analysis and on-site technical assistance		\$ 20,000
d. Minor Property Purchase/Replacement:		
(1)	Field pH meter (replacement)	\$ 750
(2)	Salinity meter (replacement)	550
(3)	Small acid cabinet (new)	400
(4)	6-place magnetic stirrer (replacement)	900
(5)	Laboratory mixer (replacement)	175
(6)	Laboratory mixer (replacement)	175
(7)	Magnetic stirrer (replacement)	100
(8)	Stirring hot plate (replacement)	250
(9)	Top-loading balance (replacement)	450



(10) Desiccator cabinet (replacement)	\$ 350
(11) Hand truck (replacement)	100
(12) Automatic collection system (replacement)	800
(13) Demineralizer (replacement)	750
(14) Adapter kit for new still	100

TOTAL GARRISON PROPERTY \$5,850

e. Plant Account Equipment (Class 3 & 4)

(1) Conductivity Bridge	\$1,000
(2) Incubator	1,100
(3) Coliform Incubator Bath	1,200
(4) 6-liter still	2,300

TOTAL \$5,600

f. TAD Requirements:

Soil Conservation Society of America N. C. Chapter Meeting, Asheville, NC	\$ 250
--	--------


g. Special Projects:

Preparation and publishing of Long Range Natural Resource Management Plan	\$25,000
--	----------

Soil, Water and Environmental Branch Funding Requirements:
(See Note #1)

Current FY-85	FY-86	FY-87
\$313,900	\$343,066	\$365,000

Note #1: These requirements do not address environmentally related O&M projects performed routinely by Base Maintenance Division. These costs are directly related to the operation of the branch.




FOREST RESOURCE MANAGEMENT

FORESTRY OPERATIONS ARE INDICATED FOR TREATMENT AND ARE LISTED BY COST ACCOUNT CODES, FUND REQUIREMENTS AND PRIORITIES AS FOLLOWS:

3B10 FORESTRY SUPERVISION AND MANAGEMENT. Personnel included will perform operations such as forest management planning, compartment prescription, forest pest control management, general inspection and supervision, reporting and other administrative functions. (PRIORITY 1)

ESTIMATED MANAGEMENT FUNCTIONS ARE AS FOLLOWS:


<u>SALARIES</u>	(PLUS 15.75% F.B.)
GS-12 (6) 1/2 DIVISION DIRECTOR, NREAD (36,889)	21,350
GS-5 (8) 1/3 SECRETARY, NREAD (11,750)	6,849
GS-3 (4) 1/3 SECRETARY, NREAD (12,604)	4,863
GS-11 (4) FORESTER (SUPERVISOR) (29,018)	33,588
GS-9 (4) ASSISTANT FORESTER (23,985)	27,763
GS-9 (1) TIMBER MANAGEMENT FORESTER (21,804)	25,238
TRAVEL AND REGISTRATION	5,000 (-2,000) *
MISCELLANEOUS MATERIALS AND SUPPLIES	1,500
FUEL FOR FORESTRY ENGINEERING EQUIPMENT	10,000 (-1,000) (9,500)
MAINTENANCE FOR FORESTRY ENGINEERING EQUIPMENT	30,000 (1,000) (29,000) (-1,100) *
FUEL FOR FORESTRY TRANSPORTATION EQUIPMENT (INCLUDES FORESTRY FEET AND HAULING UNITS)	6,000 (3,000) (5,820) *
MAINTENANCE OF FORESTRY TRANSPORTATION EQUIPMENT (INCLUDES FORESTRY FEET AND HAULING UNITS)	10,000 CALL IN TO JULIUS *
PREPARATION OF NATURAL RESOURCES MANAGEMENT PLAN	25,000
TOTAL	<div style="display: flex; justify-content: space-between; align-items: flex-end;"> <div style="text-align: right;"> $\begin{array}{r} 206,151 \\ 16,000 \\ \hline 190,151 \end{array}$ </div> <div style="text-align: right;"> $\begin{array}{r} 206,151 \\ 207,151 \end{array}$ </div> </div>



AND DIRECT SEEDING

3B20 REFORESTATION PLANTING OF PINE SEEDLINGS[^] IS SCHEDULED ON 365 ACRES, IN COMPARTMENTS 7, 9, 22, 30, 46 PLANTING WILL BE ON A SPACING OF 7 FEET BY 14 FEET AND WILL BE ACCOMPLISHED BY PLANTING MACHINE AND HAND PLANTING. SITE PREPARATION FOR ARTIFICIAL REGENERATION IS SCHEDULED ON 59 ACRES, IN COMPARTMENTS 28 AND 53 BY H&B LADE, ROOTRAKE AND BEDDING HARROWS. SITE PREPARATION FOR NATURAL REGENERATION WILL BE ACCOMPLISHED BY DRUM CHOPPER ON 202 ACRES IN COMPARTMENTS 7, 25 AND 53. REGENERATION AND SURVIVAL CHECK ARE SCHEDULED ON 680 ACRES (PRIORITY 4)
ESTIMATED EXPENSES FOR REFORESTATION:

<u>SALARIES</u>		<u>(PLUS 15.75% F.B.)</u>
G5-7 (2)	4% FORESTRY TECHNICIAN	898
G5-5 (5)	7% " "	1,374
G5-4 (3)	26% " "	4,134
G5-4 (3)	25% " "	3,952
G5-3 (3)	21% " AID	2,979
HEAVY EQUIPMENT W&B-10 OPERATOR (480 HOURS @ \$16.51/Hr)		7,925
MAINTENANCE OF BEDDING HARROWS		500
MAINTENANCE OF TREE PLANTER		500
MAINTENANCE OF DRUM CHOPPER		500
MATERIALS AND SUPPLIES (INCLUDING PINE SEEDS SEEDLINGS)		6,000 - 1,727
		<u>28,762</u>



PERFORM T&I by HAND AND


3B30 TIMBER STAND IMPROVEMENT. A MACHINE ON 286
ACRES FOR PRECOMMERCIAL THINNING IN
COMPARTMENTS 6, 12 AND 16. (PRIORITY 5)

ESTIMATED EXPENSES FOR TIMBER STAND IMPROVEMENT:

SALARIES

(PLUS 15.75% F.B.)


GS-7 (2)	1%	FORESTRY TECHNICIAN	245	
GS-5 (5)	9%	" "	1,663	
GS-4 (3)	15%	" "	2,432	
GS-4 (3)	15%	" "	2,432	
GS-3 (3)	11%	" AID	2,166	
GS-4 (1)	50%	SUMMER STUDENT	1,711	-1711
GS-3 (1)	50%	" "	1,524	-1524
GS-3 (1)	50%	" "	1,524	-1524
HEAVY EQUIPMENT				
WG-10	1	OPERATOR (80 HOURS @ \$16.51/hr)	1,321	
MATERIALS AND SUPPLIES			872	
			<u>11,137</u>	



3840 TIMBER SALES. The estimated income from timber sales in FY-86 is _____ . Estimated income for FY-87 is estimated to be _____ . Most of the income for FY-86 will come from regularly scheduled sales of approximately 1,213 acres. Salvage cuts from Southern Pine Beetle, seedtree removals and construction sites will be made as needed (Priority 3)

Estimated Expenses for Timber Sales:


<u>SALARIES</u>	<u>(Plus 15.75% F.B.)</u>
GS-7 (2) 10% FORESTRY TECHNICIAN	2,032
GS-5 (5) 21% " "	3,896
GS-4 (3) 7%	2,394
GS-4 (3) 7%	2,394
GS-3 (3) 41% FORESTRY AID	5,734
GS-5 (3) 99% FORESTRY TECHNICIAN	16,739
GS-4 (3) 83% " "	13,125
GS-4 (2) 83% " "	12,728
MATERIALS and Supplies	<u>11,682</u> -2,128
	70,724



3B50 TIMBER ACCESS ROADS. MAINTAIN 20 miles OF TIMBER ACCESS ROADS by seeding to perennial grass for erosion control AND MAINTAIN RIGHT-OF-WAY FOR FLOOD CONTROL purposes. INSTALL CULVERTS AND STONE for timber sale AND other forest management functions. (Priority 6)

ESTIMATED EXPENSES FOR ACCESS ROADS:

<u>SALARIES</u>		(Plus 15.75% F.B)	
GS-5 (5)	11% Forest TECHNICIAN	2,170	
GS-4 (3)	7% " "	1,216	
GS-4 (3)	7% " "	1,216	
GS-3 (3)	11% " Aio	1,083	
GS-4 (1)	50% Summer STUDENTS	6,711	-1711
GS-3 (1)	50% " "	1,524	-1524
GS-3 (1)	50% " "	1,524	-1524
WG-10	HEAVY EQUIPMENT OPERATORS (416 HOURS @ \$16.51/hr)	6,868	
WG-8	HEAVY EQUIPMENT OPERATORS (96 HOURS @ \$14.85/hr)	1,426	-1,426
		<u>14,450</u>	<u>-1,000</u>
	MATERIALS AND SUPPLIES	15,450	-5,000
		28,003	
		<u>27,003</u>	



3B60 FOREST PROTECTION. PRESCRIBE BURN 12 COMPARTMENTS FOR ROUGH REDUCTION AND WILDLIFE ENHANCEMENT. Control burn ranges and impact areas. Man fire towers. Use operator(s) and plow unit(s) for standby and suppression of wildfires. Perform Southern Pine Beetle control measures on the entire base. Work with other FEDERAL and STATE Agencies in evaluation, control and monitoring of infestations. Salvage timber through commercial sales when possible. Use other prescribed treatments when sales are not possible. (Priority 2)

ESTIMATED EXPENSES

(Plus 15.75% F.B.)

GS-7 (2)	85%	Forest Technician	18,133
GS-5 (5)	52%	" "	9,763
GS-4 (3)	44%	" "	6,992
GS-4 (3)	29%	" "	4,560
GS-3 (3)	15%	" Aid	2,166
GS-5 (3)	6%	" Technician	1,021
GS-4 (4)	17%	" "	2,736
GS-4 (3)	17%	" "	2,653

Weekend Standby for Wildfire Suppression

(WG-10 for 80 hours @ 24.77 /hr.)

1,982 ✓

Wildfire Suppression:

Operators - Salaries and Hazardous Duty

+1000 -5940 -8256 -WG-8 400 HRS WG10 9,256

Operators - Overtime

2,500

Wildfire Suppression: Heavy Equipment Rental

200 HRS TD12 -1786 1,786

PRESCRIBED BURN PLOWING

3,962

Stand-by for Prescribed Burning

3,962

RADIO Rental and Maintenance


3,800

TORCH FUEL


500

Affidavits Program

1,500



Forester Salaries for Antennas Daily & Overtime	3,260
Maintenance of two fireblows	800
Replace two PE-66 Radios	-1,000 1,000
Replace two MOBILE Radios	-750 750
Contract for Aerial Detection	1,400
Materials & supplies	(-1,000) 4,797
	<u>5,747</u>
	90,229
	(84,489)



MARLO

81-227-1909
1890
1891

\$436,000

SUMMARY OF ESTIMATED EXPENSES

3810 FORESTRY SUPERVISION AND MANAGEMENT (PRIORITY 1)	(1000)	206,151	207,151
3820 REFORESTATION (PRIORITY 4)		-1427	28,762
3830 TIMBER STAND IMPROVEMENT (PRIORITY 5)	(426)	-4759(S.S)	11,131
3840 TIMBER SALES (PRIORITY 3)		-2,128	70,784
3850 TIMBER ACCESS ROADS (PRIORITY 6)	(1000)	-5,000	(27,003)
3860 FOREST PROTECTION (PRIORITY 2)	(1000)	-1426 (W6.8) -4759(S.S)	28,003
		1786 TO 12 -8256 W6.10-1750 CROSS 5940 (W6.8)	(59,229)
			90,229


Total Funding Requirements

443,128
436,426
433,000

FUNDING DATA:

FORESTRY FY FUNDING REQUIRED DATA - ACTUAL & ESTIMATED

CURRENT FY-85	BUDGET FY-86	BUDGET FY-87
---------------	--------------	--------------



TAB PLACEMENT HERE

DESCRIPTION:

Monthly Obligations

Tab page did not contain hand written information

Tab page contained hand written information
*Scanned as next image

TY 86 ANNUAL INCREMENT

PERIOD ENDING: 30 Sept. 1986

BUDGETED 436,000
 ALLOTTED BY HQMC 419,000
 TRANSFER TO MT 19,000 (20,353)
 REMAINING OPERATING FUNDS 400,000
 OBLIGATED 361,670.25 + 1,352.90 = 363,023.15
 ESTIMATED NEED _____
 POSSIBLE SAVINGS _____


TOTAL OBLIGATED

TOTAL OBLIGATED \$363,023.15

-1,353 over spent by Motor Transport

\$19,000 BELOW REQUESTED BUDGET

	BUDGETED	OBLIGATED	AVAILABLE	NEEDED	SAVINGS
FORESTEY LABOR	257,987	215,620	42,317	0	42,317
FORESTRY MATERIALS	17,051	60,383	-43,332	0	-43,332
M & R FOR EQUIP.	36,100	19,521	11,579	0	11,579
MISC LABOR		2,083	0	0	-2,083
SPECIFIC JON'S	52,012				
MISC. CHARGES	41,900				
	400,000				




FORESTRY LABOR CHARGED TO STANDING JON'S

CAC	DESCRIPTION	JON	BUDGETED	OBLIGATED	AVAILABLE	NEEDED	SAVINGS
3B10	SHOP SUPER.	M100	119,651	102,797	16,601	0	16,601
	MANAGEMENT	M101		253			
	MISC. SUPPORT	M001		0			
3B20	REFORESTATION	M105	13,337	19,055	-5,718	0	-5,718
3B30	TSI	M106	8,938	6,379	2,559	0	2,559
3B40	TBR. SALES	M110	59,042	43,998	15,044	0	15,044
3B50	TBR. ACCESS RDS	M111	5,685	888	4,797	0	4,797
3B60	FIRE SUPPRESSION	M112	51,284	13,623	9,034	0	9,034
	SPB	M126		6,877			
	P. BURNING	M134		21,666			
	Comp Earned	M113		84			
	TOTALS		257,937	215,620	42,317	0	42,317

FORESTRY MATERIALS CHARGED TO STANDING JON'S

CAC	DESCRIPTION	JON	BUDGETED	OBLIGATED	AVAILABLE	NEEDED	SAVINGS
3B10	SHOP SUPER	M100	1,500	959	-37,101	0	-37,101
	MANAGEMENT	M101		37,630			
	MISC. SUPPORT	M001		12			
3B20	REFORESTATION	M105	9,000	6,035	-2,035	0 2,035	-2,035 -2,035
3B30	TSI	M106	872	82	790		790
3B40	TIMBER SALES	M110	7,682	7,312	370		370
3B50	TBR. ACCESS RDS.	M111	0	MATERIALS CHARGED TO		0605	
3B60	FIRE SUPPRESSION	M112	2,997	8,353	-5,356		-5,356
	SPB	M126					
	P. BURNING	M134					
	TOTALS		17,051	60,383	-43,332	0	-43,322




ALL LABOR & MATERIALS FOR M&R OF FORESTRY EQUIPMENT

CAC	DESCRIPTION	JON	BUDGETED	OBLIGATED	AVAILABLE	NEEDED	SAVINGS
3810	M&R D-4	M131	15,000	6,652	8348		
	M&R TD-15	M133	15,000	9,923	5,077		
3830	M&R PLANTER	M107	200	¹⁰⁰ 0	200		
	M&R CHOPPER	M108	200	978	-778		
	M&R BEDDER	M109	200	854	-654		
3860	M&R PUMPER	M114					
	M&R PUMPER	M138					
	M&R 1-DISC	M120	250	²⁵⁰ 837	-587		
	M&R 2-DISC	M134	250	277	-27		
	TOTALS		31,100	19,521	11,579	0	11,579

& MATERIALS


OTHER LABOR NOT INCLUDED WITH M&R OR SPECIFIC JON'S

CAC	DESCRIPTION	JON	BUDGETED	OBLIGATED	AVAILABLE	NEEDED	SAVINGS
3810	SUPER. & MGT.	M001	0	2,057	0	0	-2,057
3820	REFORESTATION						
3830	T.S.F.						
3840	TBR. SALES						
3850	TBR. ACCESS PDS.						
3860	PROTECTION	M112	0	27	0	0	-27
	TOTALS						




CHARGES TO SPECIFIC JOB ORDERS

CAC	DESCRIPTION	JON	BUDGETED	OBLIGATED	AVAILABLE	NEEDED	SAVINGS
3820	KG BLADE	0600	1,717	1,896			
	ROOTRAKE	0601	528	762			
	BEDDING	0609	396	1057			
	MACH. PLANT	0608	2,642	791			
	DRUM CHOP	0610	2,642	1,314			
3830	TSI	0604	1,321				
3850	TR. ACCESS Rds.	0605	19,318	3,256			
3860	P.B. PLOWING	0602	3,962				
	P.B. STANDBY	0606	3,962				
	SUPPRESSION	0607	13,542				
	WEEKEND STDBY	0603	1,982				
	TOTALS		52,012				



MISCELLANEOUS CHARGES

CAC	DESCRIPTION	JON	BUDGETED	OBLIGATED	AVAILABLE	NEEDED	SAVINGS
3B10	LONG RANGE PLAN		25,000				
	TAD	M102	3,000				
	FUEL: HEAVY Equip	M136	10,000				
3B60	RADIO RENTAL	M121	2,100				
	P.B. FUEL	M112	400				
	REPLACE: 2-PE66	M112	0				
	REPLACE: 2-MVP	M112	0				
	AFFIRMS	M135	0				
	SPB DETECTION	M126	1,400				
	TOTALS		41,900				



STEP 8730RK24

FUND ADMINISTRATOR EXPENSE REPORT
(BY JOB ORDER NUMBER)

PERIOD ENDING 30 SEP 1

FA 23 APPH/SHD 1761106-2720 PEC DE RON SFC H2

CAC	JOS	MC	E	MAN-HOURS	MILITARY SERVICES	CIVILIAN LABOR	SUPPLIES CONTRACT OTHER	PRIOR YEAR EXPENSES	TOTAL EXPENSES	
Misc. Support & Work	MQQ1	2336	T	MAT.			186.19		186.19	
			U	LABOR	1.25	20.29			20.29	
			U	MAT.				52.16		52.16
			U	LABOR	7.00	110.54			110.54	
			U	MAT.				667.50		667.50
			U	LABOR	28.25	431.42			431.42	
			U	MAT.				47.62		47.62
			U	LABOR	29.50	449.42			449.42	
			U	EQUIP USAGE				5.86		5.86
			U	MAT.				11.65		11.65
U	MAT.				85.13		85.13			
			*		66.00	1011.67	1056.11		2067.78	
Shop Super.	M100	2392	Q	Contracts			1800.00		1800.00	
			T	MAT.			958.34	994.81-	36.47-	
			U	LABOR	6240.25	102796.93			102796.93	
			*		6240.25	102796.93	2758.34	994.81-	104560.46	
MGT.	M101	2392	T	MAT.			37629.20		37629.20	
			U	LABOR	24.00	252.89			252.89	
			T	MAT.				1452.00		1452.00
			*		24.00	252.89	39081.20		39334.09	
TAD	M102	2092	U	LABOR	140.00	1379.46			1379.46	
			E	TAD			596.86		596.86	
			E	TAD			252.10		252.10	
Registration	M103	2392	Q	Contracts	140.00	1379.46	848.96		2228.42	
			*				8.00		8.00	
			*				8.00		8.00	
M&R D-4	M131	2372	T	MAT.			4080.96		4080.96	
			U	LABOR	159.00	2570.40			2570.40	
			*		159.00	2570.40	4080.96		6651.36	
M&R TD-15	M133	2372	T	MAT.			6555.95	86.38-	6469.57	
			U	LABOR	211.50	3366.68			3366.68	
			*		211.50	3366.68	6555.95	86.38-	9836.25	

REGISTRATION FOR NCPS-NILIMS COURSE



Handwritten mark resembling a checkmark or a stylized '7'.

Faint, illegible text, likely bleed-through from the reverse side of the page. Some words are difficult to discern but appear to include 'STATION', 'FACILITY', and 'EQUIPMENT'.

STEP B730RK24

FUND ADMINISTRATOR EXPENSE REPORT
(BY JOB ORDER NUMBER)

PERIOD ENDING 30 SEP

FA 23 APPN/SMD 1761106.2720 PEC DE ROM SFC H2

		E		MAN-HOURS		MILITARY	CIVILIAN	MILITARY SERVICES	CIVILIAN LABOR	SUPPLIES CONTRACT OTHER	PRIOR YEAR EXPENSES	TOTAL EXPENSES
<i>FUEL for equip</i>	CAC JOS WC	3810	M136	2392	Y	<i>FUEL</i>				2026.22		2026.22
					*					2026.22		2026.22
<i>SCS LRP</i>		0618	2310	0	0	<i>CONTRACTS</i>				25000.00		25000.00
					**		6840.75		111378.03	25000.00	1081.19-	25000.00
					**					81415.74		191712.58
<i>REFORESTATION</i>	3820 M105	2392	T	<i>MAT</i>						3875.00		3875.00
		2392	U	<i>LABOR</i>		2119.00		19054.84				19054.84
			*			2119.00		19054.84		3875.00		22929.84
<i>Ka</i>	0600	2372	U	<i>LABOR</i>		89.00		1427.81				1427.81
		2372	Z	<i>EQ. USAGE</i>						467.66		467.66
			*			89.00		1427.81		467.66		1895.47
<i>Rootrake</i>	0601	2372	U	<i>LABOR</i>		48.00		761.64				761.64
			*			48.00		761.64				761.64
<i>MACH PLANT</i>	0608	2372	U	<i>LABOR</i>		38.00		615.09				615.09
		2372	Z	<i>EQ. USAGE</i>						175.50		175.50
			*			38.00		615.09		175.50		790.59
<i>Bedding</i>	0609	2372	U	<i>LABOR</i>		66.00		1056.46				1056.46
			*			66.00		1056.46				1056.46
<i>Roll chop for site prep</i>	0610	2372	U	<i>LABOR</i>		44.00		709.58				709.58
		2372	Z	<i>EQ. USAGE</i>						603.84		603.84
			**			44.00		709.58		603.84		1313.42
			**			2404.00		23625.42		5122.00		28747.42
<i>TSI</i>	3830 M106	2392	T	<i>MAT</i>		746.00		6378.71		81.90	759.90-	678.00
		2392	U	<i>LABOR</i>								6378.71
			*			746.00		6378.71		81.90	759.90-	5700.71

Faint, illegible text, possibly bleed-through from the reverse side of the page.

EXHIBIT
STATE OF NEW YORK
IN SENATE
JANUARY 10, 1912
REPORT
OF THE
COMMISSIONERS OF THE LAND OFFICE
IN RESPONSE TO A RESOLUTION PASSED BY THE SENATE
MAY 10, 1911

STEP B730RK24

FUND ADMINISTRATOR EXPENSE REPORT
(BY JOB ORDER NUMBER)

PERIOD ENDING 30 SEP 1

FA 23 APPN/SHD 1761106.2720 PEC BE RON SFC H2

CAC	JOS	WC	E	MILITARY	MAN-HOURS CIVILIAN	MILITARY SERVICES	CIVILIAN LABOR	SUPPLIES CONTRACT OTHER	PRIOR YEAR EXPENSES	TOTAL EXPENSES
3830	M108	2372	T	MAT				93.00		93.00
		2372	U	LABOR	52.00		884.52			884.52
			*		52.00		884.52	93.00		977.52
	M109	2372	U	LABOR	50.00		854.00			854.00
			**		50.00		854.00			854.00
			**		848.00		8117.23	174.90	759.90-	7532.23
3840	M110	2392	T	MAT				7311.28	219.33-	7091.95
		2392	U	LABOR	4750.50		43997.37			43997.37
			*		4750.50		43997.37	7311.28	219.33-	51089.32
			**		4750.50		43997.37	7311.28	219.33-	51089.32
3850	M111	2392	U	LABOR	104.00		887.65			887.65
			*		104.00		887.65			887.65
	0605	2372	U	LABOR	76.00		1206.32			1206.32
		2372	Z	EQ. USAGE				257.58		257.58
		2392	T	MAT.				1791.70		1791.70
			*		76.00		1206.32	2049.28		3255.60
	0612	2372	T	MAT.					509.02	509.02
			*						509.02	509.02
	0615	2372	T	MAT.					445.28	445.28
			*						445.28	445.28
			**		180.00		2093.97	2049.28	954.30	5097.55
3860	M112	2343	U	LABOR	2.00		26.34			26.34
		2392	U	LABOR				1308.00		1308.00
		2392	T	MAT.				8352.22		8352.22
		2392	U	LABOR	1220.50		13622.25			13622.25
			*		1222.50		13648.59	9660.22		23308.81
	M113	2392	U	LABOR	6.00		83.88			83.88
			*		6.00		83.88			83.88

M&R
DRUM
CHOPPERM&R
Bedding
Harrow

SALES

ROADS
FY86
Roads

FY-85

FIRE

Comp
Expensed



1
 2
 3
 4
 5
 6
 7
 8
 9
 10
 11
 12
 13
 14
 15
 16
 17
 18
 19
 20
 21
 22
 23
 24
 25
 26
 27
 28
 29
 30
 31
 32
 33
 34
 35
 36
 37
 38
 39
 40
 41
 42
 43
 44
 45
 46
 47
 48
 49
 50
 51
 52
 53
 54
 55
 56
 57
 58
 59
 60
 61
 62
 63
 64
 65
 66
 67
 68
 69
 70
 71
 72
 73
 74
 75
 76
 77
 78
 79
 80
 81
 82
 83
 84
 85
 86
 87
 88
 89
 90
 91
 92
 93
 94
 95
 96
 97
 98
 99
 100

[Faint, illegible text, possibly bleed-through from the reverse side of the page. The text is too light to transcribe accurately.]

STEP B73QRK24

FUND ADMINISTRATOR EXPENSE REPORT
(BY JOB ORDER NUMBER)

PERIOD ENDING 30 SEP 19

FA 23 APPN/SHD 1761106.2720 PEC BE RON SFC M2

CAC	JOS	MC	E	MAN-HOURS	MILITARY SERVICES	CIVILIAN LABOR	SUPPLIES CONTRACT OTHER	PRIOR YEAR EXPENSES	TOTAL EXPENSES
3B60	M120	2372	T	MAT.			664.02		664.02
		2372	V	FUEL			172.20		172.20
			*				836.22		836.22
	M121	2392	Z	EQUIP. USAGE			2076.00		2076.00
			*				2076.00		2076.00
	M126	2392	Q	Contract			1300.00		1300.00
		2392	T	MAT.				689.00-	689.00-
	SPB	2392	U	LABOR	744.50	6876.02			6876.02
			*		744.50	6876.02	1300.00	689.00-	7487.02
	M134	2392	T	MAT.			232.00		232.00
		2392	U	LABOR	2065.25	21665.51			21665.51
		2392	V	FUEL			642.93		642.93
			*		2065.25	21665.51	874.93		22540.44
	M139	2372	T	MAT.			179.71		179.71
		2372	U	LABOR	6.00	96.76			96.76
			*		6.00	96.76	179.71		276.47
	0602	2372	U	LABOR	249.00	3838.55			3838.55
		2372	Z	EQUIP. USAGE			1894.20		1894.20
			*		249.00	3838.55	1894.20		5732.75
	0603	2372	U	LABOR	380.50	7513.08			7513.08
		2372	Z	EQUIP. USAGE			138.03		138.03
			*		380.50	7513.08	138.03		7651.11
	0604	2372	U	LABOR	110.00	1773.94			1773.94
		2372	Z	EQUIP. USAGE			1245.42		1245.42
			*		110.00	1773.94	1245.42		3019.36
	0606	2372	U	LABOR	174.50	2742.94			2742.94
		2372	Z	EQUIP. USAGE			215.49		215.49
			*		174.50	2742.94	215.49		2958.43

M&L
2 disc
MATHS

RADIOS

EQUIP. USAGE

Contract

M&L

LABOR

M&L

LABOR

FUEL

M&L

LABOR

M&L
4 disc
Mathis

P.B

PLOWING

W.A.

Standby

0604

TSI

0606

P.B.

Standby

STEP B730RK24

FUND ADMINISTRATOR EXPENSE REPORT
(BY JOB ORDER NUMBER)

PERIOD ENDING 30 SEP 1

FA 23 APPM/SHD 1761106.2720 PEC BE ROM SFC H2

CAC	JOS	MC	E	MILITARY	CIVILIAN	MILITARY SERVICES	CIVILIAN LABOR	SUPPLIES CONTRACT OTHER	PRIOR YEAR EXPENSES	TOTAL EXPENSES
3860	0607	2372	U	LABOR	62.75		1240.67			1240.67
		2372	Z	FUEL				279.99		279.99
			*		62.75		1240.67	279.99		1520.66
			**		5021.00		59479.94	18700.21	689.00	77521.15
			***		20044.25		248691.96	114773.41	1795.12	381670.25


Suppression



THE UNIVERSITY OF CHICAGO
 LIBRARY
 540 EAST 57TH STREET
 CHICAGO, ILL. 60637
 TEL: 773-936-3000
 FAX: 773-936-3000
 WWW: WWW.CHICAGO.EDU

JURAN,

This is the budget
as of the end of
August. I think we
will use about \$25,000
this month. We will
return about 30,301 to
HQMC. If you agree to
I will ~~let~~ let Betty
know how much.
Thank you
JTB



1Y 86 ANNUAL INCREMENT


PERIOD ENDING: 31 AUGUST 1986

BUDGETED	<u>436,000</u>	
ALLOTTED BY HQMC	<u>419,000</u>	
TRANSFER TO MT	<u>19,000</u>	
REMAINING OPERATING FUNDS	<u>400,000</u>	19,773 +3,000 FOR MT.
OBLIGATED	<u>344,699</u>	22,773 2,227 → Emergency
ESTIMATED NEED	<u>25,000</u>	25,000
POSSIBLE SAVINGS	<u>30,301</u>	→ BACK TO HQMC

19,000 BELOW REQUESTED BUDGET

	BUDGETED	OBLIGATED	AVAILABLE	NEEDED	SAVINGS
FORESTRY LABOR	257,937	204,061	53,876	18,000	35,876
FORESTRY MATERIALS	17,051	53,880	-36,829	0	-36,829
M & R FOR EQUIP.	3,100	15,266	15,834	1,000	14,834
MISC. LABOR	0	2,049	-2,049	0	-2,049
SPECIFIC JOB'S	52,012	34,673	17,339	500	16,839
MISC. CHARGES	4,900	34,770	7,130	273	6,875
	400,000	344,699	55,301	19,773	35,528

20,000




FORESTRY LABOR CHARGED TO STANDING JON'S

CAC	DESCRIPTION	JON	BUDGETED	OBLIGATED	AVAILABLE	NEEDED	SAVINGS
3B10	SHOP SUPER.	M100	119,661	8,823/mo 97,046	20,964		
	MANAGEMENT	M102 M101		1,380 253			
	MISC. SUPPORT	M103 M001		8			
3B20	REFORESTATION	M105	13,337	19,055	-5,718	used/mo. to date \$18,550	
3B30	TSI	M106	8,938	6,399	2,559	Req.	\$18,000
3B40	TBR. SALES	M110	59,042	38,172	20,870	SAVINGS	35,884
3B50	TBR. ACCESS RDS	M111	5,685	888	4,797		
3B60	FIRE SUPPRESSION	M112	51,284	13,623	10,404		
	SPB	M113 M126		84 6,728			
	P. BURNING	M134		20,445			
	TOTALS		257,937	204,061	53,878	18,000	35,878

FORESTRY MATERIALS CHARGED TO STANDING JON'S

CAC	DESCRIPTION	JON	BUDGETED	OBLIGATED	AVAILABLE	NEEDED	SAVINGS
3B10	SHOP SUPER.	M100	1,500	38,954	-37,454	0	-37,454
	MANAGEMENT	M101		871			
	MISC. SUPPORT	M001		12			
3B20	REFORESTATION	M105	9,000	6,035	-2,035	2,035	-2,035
3B30	TSI	M106	872	237	635	0	635
3B40	TIMBER SALES	M110	7,682	4,975	2,707	0	2,707
3B50	TBR. ACCESS RDS.	M111	0	MATERIALS CHARGED TO		0605	
3B60	FIRE SUPPRESSION	M112	2,997	3,679	-682		-682
	SPB	M126					
	P. BURNING	M134					
	TOTALS		17,051	53,880	-36,829	0	-36,829





ALL LABOR & MATERIALS FOR MFR OF FORESTRY EQUIPMENT

CAC	DESCRIPTION	JON	BUDGETED	OBLIGATED	AVAILABLE	NEEDED	SAVINGS
3B10	MFR D-4	M131	15,000	3522	11,478	500	10,978
	MFR TD-15	M133	15,000	9432	5568	500	5,068
3B30	MFR PLANTER	M107	200	100 0	200	0	200
	MFR CHOPPER	M108	200	978	-778	0	-778
	MFR BEDDER	M109	200	854	-654	0	-654
3B60	MFR PUMPER	M114					
	MFR PUMPER	M138					
	MFR 1-DISC	M120	250	203	47	0	47
	MFR 2-DISC	M134	250	277	-27	0	-27
	TOTALS		31,100	15,266	15834	1,000	14,834

OTHER LABOR NOT INCLUDED WITH MFR OR SPECIFIC JON'S


CAC	DESCRIPTION	JON	BUDGETED	OBLIGATED	AVAILABLE	NEEDED	SAVINGS
3B10	SUPER. & MGT.	M001	2,022	2,022	0	0	-2,022
3B20	REFORESTATION						
3B30	T.S.F.						
3B40	TBR. SALES						
3B50	TBR. ACCESS PDS.						
3B60	PROTECTION	M112	0	27	0	0	-27
	TOTALS						





MISCELLANEOUS CHARGES

CAC	DESCRIPTION	JON	BUDGETED	OBLIGATED	AVAILABLE	NEEDED	SAVINGS
3B10	LONG RANGE PLAN		25,000	25,000	0	0	0
	TAD	M102	3,000	850	2,150	0	2,150
	FUEL: HEAVY Equip	M136	10,000	2,027	7,973	100	7,873
3B60	RADIO RENTAL	M121	2,100	1903	197	173	24
		M134		582			
	P.B. FUEL	M112	400	1308	-1,490	0	-1,490
	REPLACE: 2-PE66	M112	0				
	REPLACE: 2-MVP	M112	0				
	AFFAIRS	M100 M135	0	1,800	-1,800	0	-1,800
	SPB DETECTION	M126	1,400	1,300	100	0	100
	TOTALS		41,900	34,770	7,130	273	6,875




STEP B730RK24

FUND ADMINISTRATOR EXPENSE REPORT
(BY JOB ORDER NUMBER)

PERIOD ENDING 31 AUG 1961

FA 23 APPN/SHD 1761106-2720 PEC BE ROM SFC H2

CAC	JOS	WC	E	MAN-HOURS MILITARY	CIVILIAN	MILITARY SERVICES	CIVILIAN LABOR	SUPPLIES CONTRACT OTHER	PRIOR YEAR EXPENSES	TOTAL EXPENSES
3810	M001	2336	T MAT.					186.19-		186.19
		2336	U LABOR		1.25		20.29-			20.29
		2341	T MAT.					52.16-		52.16
		2341	U LABOR		7.00		110.54-			110.54
		2343	T MAT.					667.50-		667.50
		2343	U LABOR		26.25		396.40-			396.40
		2363	T MAT.					47.62-		47.62
		2363	U LABOR		29.50		449.42-			449.42
		2373	Z					5.867		5.86
		2392	T MAT.					11.65		11.65
		2393	T MAT.					85.13-		85.13
		*			64.00		976.65-	1056.11-		2032.76
M100	2392	Q						1800.00		1800.00
	2392	T MAT.						958.34	994.81-	36.47
	2392	U LABOR			5917.75		97045.51			97045.51
	*				5917.75		97045.51	2758.54	994.81-	98809.04
M101	2392	T MAT.						840.32		840.32
	2392	U LABOR			24.00		252.89			252.89
	*				24.00		252.89	840.32		1093.21
M102	2092	U LABOR			140.00		1379.46			1379.46
	3092	E						596.86		596.86
	9092	E						252.10		252.10
	*				140.00		1379.46	848.96		2228.42
M103	2392	Q Registration						8.00		8.00
	*							8.00		8.00
M131	2372	T MAT.						4086.96		4086.96
	2372	U LABOR			148.00		2434.42			2434.42
	*				148.00		2434.42	4086.96		6521.34
M133	2372	T MAT.						6555.95	86.38-	6469.57
	2372	U LABOR			180.00		2875.55			2875.55
	*				180.00		2875.55	6555.95	86.38-	9345.12




STEP 8730RK24

FUND ADMINISTRATOR EXPENSE REPORT
(BY JOB ORDER NUMBER)

PERIOD ENDING 31 AUG 1

FA 23 APPN/SHD 1761106.2720 PEC BE RON SFC H2

CAC	JOS	WC	E	MAN-HOURS MILITARY	CIVILIAN	MILITARY SERVICES	CIVILIAN LABOR	SUPPLIES CONTRACT OTHER	PRIOR YEAR EXPENSES	TOTAL EXPENSES
3810	M136	2392	V					2026.22✓		2026.22
			*					2026.22✓		2026.22
	0618	2310	Q					25000.00✓		25000.00
			**		6473.75		104964.48	25000.00✓ 43180.86	1081.19-	25000.00 147064.15
3820	M105	2392	T					3875.00✓		3875.00
		2392	U	MAT. LABOR	2119.00		19054.84✓			19054.84
			*		2119.00		19054.84✓	3875.00✓		22929.84
	0600	2372	U	LABOR	89.00		1427.81✓			1427.81
		2372	Z					467.66✓		467.66
			*		89.00		1427.81✓	467.66✓		1895.47
	0601	2372	U	LABOR	48.00		761.64✓			761.64
			*		48.00		761.64✓			761.64
	0608	2372	U	LABOR	38.00		615.09✓			615.09
		2372	Z					175.50✓		175.50
			*		38.00		615.09✓	175.50✓		790.59
	0609	2372	U	LABOR	66.00		1056.46✓			1056.46
			*		66.00		1056.46✓			1056.46
	0610	2372	U	LABOR	44.00		709.58✓			709.58
		2372	Z					603.84✓		603.84
			*		44.00		709.58✓	603.84✓		1313.42
			**		2404.00		23625.42	5122.00		28747.42
3830	M106	2392	T	MAT. LABOR	746.00		6378.71✓	81.90✓	759.90-	678.00- 6378.71
		2392	U							
			*		746.00		6378.71✓	81.90✓	759.90-	5700.71




STEP 8730RK24

FUND ADMINISTRATOR EXPENSE REPORT
(BY JOB ORDER NUMBER)

PERIOD ENDING 31 AUG 1

FA 23 APPN/SHD 1761106.2720 PEC BE ROM SFC H2

CAC	JOS	WC	E	MAN-HOURS	MILITARY	CIVILIAN	MILITARY SERVICES	CIVILIAN LABOR	SUPPLIES CONTRACT OTHER	PRIOR YEAR EXPENSES	TOTAL EXPENSES
3830	M108	2372	T	MAT.					93.00✓		93.00
		2372	U	LABOR		52.00		884.52✓			884.52
			*			52.00		884.52✓	93.00✓		977.52
	M109	2372	U	LABOR		50.00		854.00✓			854.00
			*			50.00		854.00✓			854.00
			**			848.00		8117.23	174.90	759.90-	7532.23
3840	M110	2392	T	MAT.					4951.13✓	219.33-	4731.80
		2392	U	LABOR		4099.50		38171.68✓			38171.68
			*			4099.50		38171.68✓	4951.13✓	219.33-	42903.48
			**			4099.50		38171.68✓	4951.13✓	219.33-	42903.48
3850	M111	2392	U	LABOR		104.00		887.65✓			887.65
			*			104.00		887.65✓			887.65
	0605	2372	U	LABOR		76.00		1206.32✓			1206.32
		2372	L						257.58✓		257.58
		2392	T	MAT.					1791.70✓		1791.70
			*			76.00		1206.32✓	2049.28		3255.60
	0612	2372	T	MAT.						509.02	509.02
			*							509.02	509.02
	0615	2372	T	MAT.						445.28	445.28
			*							445.28	445.28
			**			180.00		2093.97	2049.28	954.30	5097.55
3860	M112	2343	U	LABOR		2.00		26.34✓			26.34
		2392	G						1308.00		1308.00
		2392	T	MAT.					7702.22✓		7702.22
		2392	U	LABOR		1220.50		13622.25✓			13622.25
			*			1222.50		13648.59✓	9010.22		22658.81
	M113	2392	U	LABOR		6.00		83.88✓			83.88
			*			6.00		83.88✓			83.88



STEP B730RK24

FUND ADMINISTRATOR EXPENSE REPORT
(BY JOB ORDER NUMBER)

PERIOD ENDING 31 AUG 1

FA 23 APPN/SND 1761106.2720 PEC BE RON SFC H2

CAC	JOB	WC	E	MAN-HOURS	MILITARY	CIVILIAN	MILITARY SERVICES	CIVILIAN LABOR	SUPPLIES	PRIOR YEAR EXPENSES	TOTAL EXPENSES
									CONTRACT OTHER		
3860	M120	2372	T						29.92✓		29.92
		2372	U						172.20✓		172.20
			*						202.12✓		202.12
	M121	2392	Z						1903.00✓		1903.00
			*						1903.00✓		1903.00
	M126	2392	Q			733.50		6727.04✓	1300.00		1300.00
		2392	U								6727.04
			*			733.50		6727.04✓	1300.00✓		8027.04
	M134	2392	T						149.12✓		149.12
		2392	U			1929.25		20444.37✓			20444.37
		2392	V						581.06✓		581.06
			*			1929.25		20444.37✓	730.18✓		21174.55
	M139	2372	T						179.71✓		179.71
		2372	U			6.00		96.76✓			96.76
			*			6.00		96.76✓	179.71✓		276.47
	0602	2372	U			249.00		3838.55✓			3838.55
		2372	Z						1894.20✓		1894.20
			*			249.00		3838.55✓	1894.20✓		5732.75
	0603	2372	U			380.50		7513.08✓			7513.08
		2372	Z						138.03✓		138.03
			*			380.50		7513.08✓	138.03✓		7651.11
	0604	2372	U			110.00		1773.94✓			1773.94
		2372	Z						1245.42✓		1245.42
			*			110.00		1773.94✓	1245.42✓		3019.36
	0606	2372	U			174.50		2742.94✓			2742.94
		2372	Z						215.49✓		215.49
			*			174.50		2742.94	215.49		2958.43




STEP B730RK24

FUND ADMINISTRATOR EXPENSE REPORT
(BY JOB ORDER NUMBER)

PERIOD ENDING 31 AUG 19

FA 23 APPN/SHD 1761106.2720 PEC BE RON SFC H2


CAC	JOS	WC	E	MAN-HOURS	MILITARY SERVICES	CIVILIAN LABOR	SUPPLIES CONTRACT OTHER	PRIOR YEAR EXPENSES	TOTAL EXPENSES
3860	0607	2372	U	LABOR	62.75	1240.67	279.99		1240.67
		2372	Z						279.99
			*		62.75	1240.67	279.99		1520.66
			**		4874.00	58109.82	17098.36		75208.18
			***		18879.25	235082.60	72576.53	1106.12-	306553.01



JULIAN,
This is my estimate
of the money we have
as of 31 July.
Reasons are the same as before.

Shank
Pete

13 August 86



1986 ANNUAL INCREMENT

PERIOD ENDING: 31 JULY, 1986


BUDGETED	<u>436,000</u>
ALLOTTED BY HQMC	<u>419,000</u>
TRANSFER TO MT	<u>19,000</u>
REMAINING OPERATING FUNDS	<u>400,000</u>
OBLIGATED	<u>279,900</u>
ESTIMATED NEED	<u>49,527</u>
POSSIBLE SAVINGS	<u>70,573</u>

70,573
 Add to Roadwork (0605) = 7,977
 [10,000 - 2,023]
 Add to vehicle maintenance = 1,250

\$19,000 BELOW REQUESTED BUDGET

Estimated Savings 61,346

	BUDGETED	OBLIGATED	AVAILABLE	NEEDED	SAVINGS
FORESTEY LABOR	257,937	182,832	75,105	31,800	43,305
FORESTEY MATERIALS	17,051	16,498	553	0	553
MFR FOR EQUIP.	31,100	12,721	18,379	4,200	14,179
MISC LABOR	0	1,381	-1,381	0	-1,381
SPECIFIC JON'S	52,012	34,269	17,743	9,817	7,926
MISC. CHARGES	41,900	32,199	9,701	3,710	5,991
	400,000	279,900	120,100	49,527	70,573



13 Aug 86

111111
111
10 months
88,181

8,900/mo needed

8,818/mo

2731


FORESTRY LABOR CHARGED TO STANDING JON'S

CAC	DESCRIPTION	JON	BUDGETED	OBLIGATED	AVAILABLE	NEEDED	SAVINGS
3B10	SHOP SUPER.	M100	119,651	86,548	31,470	8,900/mo 17,800	13,670
	MANAGEMENT	M102 M101		1,380 253			
	MISC. SUPPORT	M001					
3B20	REFORESTATION	M105	13,337	18,328	-4,991	0	-4,991
3B30	TSI	M106	8,938	6,379	2,559	1,000	1,559
3B40	TBR. SALES	M110	59,042	32,000	27,042	10,000	17,042
3B50	TBR. ACCESS RDS	M111	5,685	888	4,797	11,000	3,797
3B60	FIRE SUPPRESSION	M112	51,284	13,331	14,228	2,000	12,228
	SPB	M126		3,196			
	P. BURNING	M134		20,445			
	COMP EARNED	M113		84			
	TOTALS		257,937	182,832	75,105	31,800	43,305

18,283/month

FORESTRY MATERIALS CHARGED TO STANDING JON'S

CAC	DESCRIPTION	JON	BUDGETED	OBLIGATED	AVAILABLE	NEEDED	SAVINGS
3B10	SHOP SUPER	M100	1,500	1,572	-72	0	-72
	MANAGEMENT	M101					
	MISC. SUPPORT	M001					
3B20	REFORESTATION	M105	9,000	6,035	-2,035	0 2,035	-2,035
3B30	TSI	M106	872	237	635	0	635
3B40	TIMBER SALES	M110	7,682	4,975	2,707	0	2,707
3B50	TBR. ACCESS RDS.	M111	0	MATERIALS CHARGED TO		0605	
3B60	FIRE SUPPRESSION	M112	2,997	3,679	-682	0	-682
	SPB	M126					
	P. BURNING	M134					
	TOTALS		17,051	16,498	553	0	553




ALL LABOR & MATERIALS FOR M&R OF FORESTRY EQUIPMENT

CAC	DESCRIPTION	JON	BUDGETED	OBLIGATED	AVAILABLE	NEEDED	SAVINGS
3B10	M&R D-4	M131	15,000	5,377	9,623	2,000	7,623
	M&R TD-15	M133	15,000	5,032	9,968	2,000	7,968
3B30	M&R PLANTER	M107	200	¹⁰⁰ 0	200	0	200
	M&R CHOPPER	M108	200	978	-778	0	-778
	M&R BEDDER	M109	200	854	-654	0	-654
3B60	M&R PUMPER	M114			0	100	-100
	M&R PUMPER	M138			0	100	-100
	M&R 1-DISC	M120	250	²⁵⁰ 203	47	0	47
	M&R 2-DISC	M139	250	277	-27	0	-27
	TOTALS		31,100	12,721	18,379	4,200	14,179


OTHER LABOR NOT INCLUDED WITH M&R OR SPECIFIC JON'S

CAC	DESCRIPTION	JON	BUDGETED	OBLIGATED	AVAILABLE	NEEDED	SAVINGS
3B10	SUPER. & M&T.	M001	0	1,354	^{-1,354} 0	0	-1,354
3B20	REFORESTATION						
3B30	T.S.F.						
3B40	TBR. SALES						
3B50	TBR. ACCESS PDS.						
3B60	PROTECTION	M112	0	27	⁻²⁷ 0	0	-27
	TOTALS						-1381




CHARGES TO SPECIFIC JOB ORDERS

CAC	DESCRIPTION	JON	BUDGETED	OBLIGATED	AVAILABLE	NEEDED	SAVINGS
3820	K& BLADE	0600	1,717	1,896	-179	0	-179
	ROOTRAKE	0601	528	762	-234	0	-234
	BEDDING	0609	396	1,057	-661	0	-661
	MACH. PLANT	0608	2,642	791	1,851	0	1,851
	DRUM CHOP	0610	2,642		2,642	2,642	0
3830	TSI	0604	1,321	676	675	675	0
3850	TDR. ACCESS RDS.	0605	19,318	8,300 2,995	8,023	6,000	2,023 *
3860	P.B. PLOWING	0602	3,962	5,733	-1,771	0	-1,771
	P.B. STANDBY	0606	3,962	2,959	1,003	0	1,003
	SUPPRESSION	0607	13,542	1,478	12,064	500	11,564
	WEEKEND STDBY	0603	1,982	7,652	-5,670	0	-5,670
	TOTALS		52,012	34,269	17,743	9,817	7,926



MISCELLANEOUS CHARGES

CAC	DESCRIPTION	JON	BUDGETED	OBLIGATED	AVAILABLE	NEEDED	SAVING
3B10	LONG RANGE PLAN		25,000	25,000	0	0	0
	TAD	M102	3,000	857	2,143	2,000	143
	FUEL: NAVY Equip	M136	10,000	2015	7,985	500	7,485
3B60	RADIO RENTAL	M121	2,100	1,730	370	350	20
	P.B. FUEL	M112	400	582	-182	0	-182
	REPLACE: 2-PE66	M112	0				
	REPLACE: 2-MVP	M112	0				
	AFFIRMS	M135	0	1,800	-1800	360	-2160
	SPB DETECTION	M126	1,400	215	1,185	500	685
	TOTALS		41,900	32,199	9,701	3,710	5,991



FA 23 APPN/SHD 1761106.2720 PEC BE ROM SFC M2

CAC	JOS	UC	E	MAN-HOURS	MILITARY SERVICES	CIVILIAN LABOR	SUPPLIES CONTRACT OTHER	PRIOR YEAR EXPENSES	TOTAL EXPENSES
				MILITARY	CIVILIAN				
3810	M001	2336	T				186.19		186.19
		2336	U		1.25	20.29			20.29
MISC. WORK		2341	T				52.16		52.16
		2341	U		7.00	110.54			110.54
		2343	T						
		2343	U		26.25	396.40			396.40
		2363	T				47.62		47.62
		2363	U		29.50	449.42			449.42
		2373	E				5.86		5.86
		2392	T				11.65		11.65
		2393	T				85.13		85.13
			*		64.00	976.65	388.61		1365.26
SHOP SUPERVISION	M100	2392	Q				1800.00		1800.00
		2392	T				258.34	994.81-	36.47-
		2392	U		5264.75	86547.39			86547.39
			*		5264.75	86547.39	2758.34	994.81-	88310.92
MGT.	M101	2392	T				300.32		300.32
		2392	U		24.00	252.89			252.89
			*		24.00	252.89	390.32		553.21
TAD	M102	2092	U		140.00	1379.46			1379.46
		3092	E				596.86		596.86
		9092	E				252.10		252.10
			*		140.00	1379.46	848.96		2228.42
TAD	M103	2392	Q				8.00		8.00
			*				8.00		8.00
M&R D-4	M131	2372	T				3907.79		3907.79
		2372	U		90.00	1468.76			1468.76
			*		90.00	1468.76	3907.79		5376.55
M&R TD-15	M133	2372	T				2719.89	86.38-	2633.51
		2372	U		145.00	2311.71			2311.71
			*		145.00	2311.71	2719.89	86.38-	4945.22



DATE	DESCRIPTION	AMOUNT	CHECK NO.	BANK	INITIALS
1952					
1953					
1954					
1955					
1956					
1957					
1958					
1959					
1960					
1961					
1962					
1963					
1964					
1965					
1966					
1967					
1968					
1969					
1970					
1971					
1972					
1973					
1974					
1975					
1976					
1977					
1978					
1979					
1980					
1981					
1982					
1983					
1984					
1985					
1986					
1987					
1988					
1989					
1990					
1991					
1992					
1993					
1994					
1995					
1996					
1997					
1998					
1999					
2000					
2001					
2002					
2003					
2004					
2005					
2006					
2007					
2008					
2009					
2010					
2011					
2012					
2013					
2014					
2015					
2016					
2017					
2018					
2019					
2020					
2021					
2022					
2023					
2024					
2025					
2026					
2027					
2028					
2029					
2030					
2031					
2032					
2033					
2034					
2035					
2036					
2037					
2038					
2039					
2040					
2041					
2042					
2043					
2044					
2045					
2046					
2047					
2048					
2049					
2050					
2051					
2052					
2053					
2054					
2055					
2056					
2057					
2058					
2059					
2060					
2061					
2062					
2063					
2064					
2065					
2066					
2067					
2068					
2069					
2070					
2071					
2072					
2073					
2074					
2075					
2076					
2077					
2078					
2079					
2080					
2081					
2082					
2083					
2084					
2085					
2086					
2087					
2088					
2089					
2090					
2091					
2092					
2093					
2094					
2095					
2096					
2097					
2098					
2099					
2100					



DATE	DESCRIPTION	AMOUNT	BALANCE
1952			
1953			
1954			
1955			
1956			
1957			
1958			
1959			
1960			
1961			
1962			
1963			
1964			
1965			
1966			
1967			
1968			
1969			
1970			
1971			
1972			
1973			
1974			
1975			
1976			
1977			
1978			
1979			
1980			
1981			
1982			
1983			
1984			
1985			
1986			
1987			
1988			
1989			
1990			
1991			
1992			
1993			
1994			
1995			
1996			
1997			
1998			
1999			
2000			
2001			
2002			
2003			
2004			
2005			
2006			
2007			
2008			
2009			
2010			
2011			
2012			
2013			
2014			
2015			
2016			
2017			
2018			
2019			
2020			
2021			
2022			
2023			
2024			
2025			
2026			
2027			
2028			
2029			
2030			
2031			
2032			
2033			
2034			
2035			
2036			
2037			
2038			
2039			
2040			
2041			
2042			
2043			
2044			
2045			
2046			
2047			
2048			
2049			
2050			
2051			
2052			
2053			
2054			
2055			
2056			
2057			
2058			
2059			
2060			
2061			
2062			
2063			
2064			
2065			
2066			
2067			
2068			
2069			
2070			
2071			
2072			
2073			
2074			
2075			
2076			
2077			
2078			
2079			
2080			
2081			
2082			
2083			
2084			
2085			
2086			
2087			
2088			
2089			
2090			
2091			
2092			
2093			
2094			
2095			
2096			
2097			
2098			
2099			
2100			

FA 23 APPN/SHD 1761106.2720 PEC BE ROM SFC H2

		MAN-HOURS		MILITARY SERVICES		CIVILIAN LABOR		SUPPLIES CONTRACT OTHER		PRIOR YEAR EXPENSES		TOTAL EXPENSES	
CAC	JOS	HC	E	MILITARY	CIVILIAN	MILITARY SERVICES	CIVILIAN LABOR						
3830	M109	2372	U		50.00		856.00						856.00
			*		50.00		856.00						856.00
			**		848.00		8117.23	174.90		759.90-			7532.23
3840	M110	2392	T					4717.09		219.33-			4497.76
		2392	U		3420.50		31999.94						31999.94
			*		3420.50		31999.94	4717.09		219.33-			36497.70
			**		3420.50		31999.94	4717.09		219.33-			36497.70
3850	M111	2392	U		104.00		887.65						887.65
			*		104.00		887.65						887.65
		0605	2372	U	72.00		1141.81						1141.81
			*		72.00		1141.81						1141.81
			**					61.42					61.42
								1791.70					1791.70
		0612	2372	T						509.02			509.02
			*							509.02			509.02
		0615	2372	T						445.28			445.28
			*							445.28			445.28
			**		176.00		2029.46	1853.12		954.30			4836.88
3860	M112	2343	U		2.00		26.34						26.34
		2392	Q										
		2392	T					7646.84					7646.84
		2392	U		1193.50		13330.23						13330.23
			*		1195.50		13356.57	7646.84					21003.41
	M113	2392	U		6.00		83.88						83.88
			*		6.00		83.88						83.88
	M120	2372	T							29.92			29.92
		2372	V							172.20			172.20
			*							202.12			202.12



[Faint, illegible text, possibly bleed-through from the reverse side of the page. The text is mirrored and difficult to decipher.]

STEP B730RK24

FUND ADMINISTRATOR EXPENSE REPORT
(BY JOB ORDER NUMBER)


PERIOD ENDING 31 JUL 1955

FA 23 APPH/SHD 1761106.2720 PEC BE ROM SFC H2

		MAN-HOURS		MILITARY	MILITARY	CIVILIAN	SUPPLIES	PRIOR YEAR	TOTAL
CAC	JOS	HC	E	MILITARY	CIVILIAN	LABOR	CONTRACT OTHER	EXPENSES	EXPENSES
3860	M121	2392	Z	Equip.	0.00	0.00	1730.00		1730.00
<i>RADIO RENTAL</i>									
					0.00	0.00	1730.00		1730.00
	M126	2392	U	CONTRACT	348.50	3195.88	214.50		3195.88
	SPB	2392	U	LABOR	348.50	3195.88	214.50		3410.38
					1929.25	20444.37	581.06		20444.37
	M134	2392	U	LABOR	1929.25	20444.37	581.06		20444.37
	P.B.	2392	U	FUEL	1929.25	20444.37	581.06		21025.43
					6.00	96.76	179.71		179.71
	M139	2372	U	LABOR	6.00	96.76	179.71		96.76
	M/R	2372	U	LABOR	6.00	96.76	179.71		276.47
					249.00	3838.55	1894.20		3838.55
	0602	2372	U	LABOR	249.00	3838.55	1894.20		1894.20
	P.B.	2372	Z	EQUIP	249.00	3838.55	1894.20		5732.75
					380.50	7513.08	138.03		7513.08
	0603	2372	U	LABOR	380.50	7513.08	138.03		7513.08
					40.00	645.07			138.03
					40.00	645.07			7651.11
	0604	2372	U	LABOR	40.00	645.07			645.07
					174.50	2742.94	215.49		645.07
	0606	2372	U	LABOR	174.50	2742.94	215.49		2742.94
					174.50	2742.94	215.49		215.49
					60.25	1197.34	279.99		2958.43
	0607	2372	U	LABOR	60.25	1197.34	279.99		1197.34
					60.25	1197.34	279.99		279.99
					4389.50	53114.44	13081.94		1477.33
					16841.75	210386.01	53467.81	1106.12-	66196.38
									262747.70

★ Should be under 3838.55

Weekend standby
TST 3B30 P.B. standby
Windfire suppress



JULIAN,

This is my estimate of
the money we will have
left over as of 30 June.

Reasons for large surplus

1. LIGHT FIRE SEASON
2. GS-4 vacant
3. GS-3 to Lab and vacant for
4. 1/3 of GS-3 Clerk vacant for
several months
5. GS-9 TMF vacant for several
months
6. MAINTENANCE on D-4 & TD-15
has been light.

Pete
8 JULY, 1986

Bud 436,000

AL HOME 419,000

MT 19,000

Rem Op Funds 400,000

TY 86 ANNUAL INCREMENT

PERIOD ENDING: 30 JUNE, 1986


BUDGETED	<u>436,000</u>
ALLOTTED BY HQMC	<u>419,000</u>
TRANSFER TO MT	<u>19,000</u>
REMAINING OPERATING FUNDS	<u>400,000</u>
OBLIGATED	<u>256,438</u>
ESTIMATED NEED	<u>76,962</u>
POSSIBLE SAVINGS	<u>63,600</u>

19,000. BELOW REQUESTED BUDGET

Possible Savings 63,600
 Added to Road Work (obs) -10,000
 Added to Vehicle Maint. 1,250
\$52,350

	BUDGETED	OBLIGATED	AVAILABLE	NEEDED	SAVINGS
FORESTRY LABOR	257,937	168,921	89,016	49,100	39,916
FORESTRY MATERIALS	17,051	13,084	3,967	4,000	-33
MFR FOR EQUIP.	31,100	9,175	21,925	11,000	10,925
MISC LABOR	0	1,083	-1,083	0	-1,083
SPECIFIC JON'S	52,012	32,525	19,487	14,018	5,469
MISC. CHARGES	41,900	31,650	10,250	1,844	8,406
	400,000	256,438	143,562	76,962	63,600

30 June, 1986




8871/MO → used 9200/months
3 mo. remaining

FORESTRY LABOR CHARGED TO STANDING JON'S

CAC	DESCRIPTION	JON	BUDGETED	OBLIGATED	AVAILABLE	NEEDED	SAVINGS
3810	SHOP SUPER.	M100	119,651	79,894	38,124	27,600	10,524
	MANAGEMENT	M101	0	1,380			
	MISC. SUPPORT	M001	0	253			
3820	REFORESTATION	M105	13,337	18,328	-4,991	0	-4,991
3830	TSI	M106	8,938	6,379	2,559	500	2,059
3840	TBR. SALES	M110	59,042	27,291	31,751	15,000	16,751
3850	TBR. ACCESS RDS	M111	5,685	608	5,077	2,000	3,077
3860	FIRE SUPPRESSION	M112	51,284	13,212	16,496	4,000	12,496
	SPB	M126		1,131			
	P. BURNING	M134		20,445			
	TOTALS		257,937	168,921	89,016	49,100	39,916

FORESTRY MATERIALS CHARGED TO STANDING JON'S

CAC	DESCRIPTION	JON	BUDGETED	OBLIGATED	AVAILABLE	NEEDED	SAVINGS
3810	SHOP SUPER.	M100	1,500	1,572	-72	0	-72
	MANAGEMENT	M101					
	MISC. SUPPORT	M001					
3820	REFORESTATION	M105	9,000	6,035	-2,035	2,000 0	-2,035
3830	TSI	M106	872	237	635	0	635
3840	TIMBER SALES	M110	7,682	2303	5,379	4,000	1,379
3850	TBR. ACCESS RDS.	M111	0	MATERIALS CHARGED TO		0605	
3860	FIRE SUPPRESSION	M112	2,997	2,937	60	0	60
	SPB	M126					
	P. BURNING	M134					
	TOTALS		17,051	13,084	3,967	4,000	-33




ALL LABOR & MATERIALS FOR M&R OF FORESTRY EQUIPMENT

CAC	DESCRIPTION	JON	BUDGETED	OBLIGATED	AVAILABLE	NEEDED	SAVINGS
3B10	M&R D-4	M131	15,000	2,218	12,782	6,000	6,782
	M&R TD-15	M133	15,000	4,818	10,182	5,000	5,182
3B30	M&R PLANTER	M107	200	100 0	200	0	200
	M&R CHOPPER	M108	200	978	-778	0	-778
	M&R BEDDER	M109	200	854	-654	0	-654
3B60	M&R PUMPER	M114					
	M&R PUMPER	M138					
	M&R 1-DISC	M120	250	250 30	220	0	220
	M&R 2-DISC	M134	250	277	27	0	-27
	TOTALS		31,100	9,175	21,925	11,000	10,925


OTHER LABOR NOT INCLUDED WITH M&R OR SPECIFIC JON'S

CAC	DESCRIPTION	JON	BUDGETED	OBLIGATED	AVAILABLE	NEEDED	SAVINGS
3B10	SUPER. & MGT.		0	1083	-1083	0	-1083
3B20	REFORESTATION						
3B30	T.S.F.						
3B40	TBR. SALES						
3B50	TBR. ACCESS PDS.						
3B60	PROTECTION						
	TOTALS						




CHARGES TO SPECIFIC JOB ORDERS

CAC	DESCRIPTION	JON	BUDGETED	OBLIGATED	AVAILABLE	NEEDED	SAVINGS
3820	K&G BLADE	0600	1,717	1,896	-179	0	-179
	ROOTRAKE	0601	528	762	-234	0	-234
	BEDDING	0609	396	1,057	-661	0	-661
	MACH. PLANT	0608	2,642	791	1,851	0	1,851
	DRUM CHOP	0610	2,642	0	2,642	2,642	0
3830	TSI	0604	1,321	0	1,321	1,321	0
3850	YBR. ACCESS RDS.	0605	19,318	8,300 RADIOS 1,963	9,055	9,055	0
3860	P.B. PLOWING	0602	3,962	5,733	-1,771	0	-1,771
	P.B. STANDBY	0606	3,962	2,959	1,003	0	1,003
	SUPPRESSION	0607	13,542	1,412	12,130	1,000	11,130
	WEEKEND STDBY	0603	1,982	7,652	-5,670	0	-5,670
	TOTALS		52,012	32,525	19,487	14,018	5,469



MISCELLANEOUS CHARGES

CAC	DESCRIPTION	JON	BUDGETED	OBLIGATED	AVAILABLE	NEEDED	SAVINGS
3B10	LONG RANGE PLAN	0618	25,000	25,000	0	0	0
	TAD	M102	3,000	8 849	2143	0	2,143
	FUEL: HEAVY Equip	M136	10,000	1,306	8,694	500	8,194
3B60	RADIO RENTAL	M121	2,100	1,557	543	519	24
	P.B. FUEL	M120 M134 M112	400	582 173	-355	0	355
	REPLACE: 2-PE66	M112	0	0	0	0	0
	REPLACE: 2-MVP	M112	0	0	0	0	0
	AFFIRMS	M135	0	1200	-1200	400	-1600
	SPB DETECTION	M126	1,400	975	425	425	0
	TOTALS		41,900	31,650	10,250	1,844	8,406



STEP B730RK24

FUND ADMINISTRATOR EXPENSE REPORT
(BY JOB ORDER NUMBER)

PERIOD ENDING 30 JUN 1986

FA 23 APPN/SHD 1761106.2720 PEC BE RUN SFC H2

CAC	JOS	MC	E	MAN-HOURS	MILITARY SERVICES	CIVILIAN LABOR	SUPPLIES CONTRACT OTHER	PRIOR YEAR EXPENSES	TOTAL EXPENSES	UN
3B10	M001	2336	I	MATERIALS			186.19		186.19	
		2336	U	LABOR		1.25			20.29	
		2341	U	LABOR		4.00			61.05	
		2343	U	LABOR		15.75			215.58	
		2363	I	MATERIALS				47.62	47.62	
		2363	U	LABOR		29.50			449.42	
		2373	Z	EQUIP. USAGE				5.86	5.86	
		2392	I	MATERIALS				11.65	11.65	
		2393	I	MATERIALS				85.13	85.13	
		*				50.50			746.34	
	M100	2392	Q	Contract Services				1200.00	1200.00	
		2392	I	MATERIALS				923.03	71.78	
		2392	U	LABOR	4865.25	79893.22		994.81	79893.22	
		*			4865.25	79893.22		994.81	81021.44	
	M101	2392	I	MATERIALS				300.32	300.32	
		2392	U	LABOR		24.00			252.89	
		*				24.00			300.32	
									553.21	
	M102	2092	U	LABOR		140.00			1379.46	
		3092	E	TAD				596.86	596.86	
		9092	E	TAD				252.10	252.10	
		*				140.00			1379.46	
									848.96	
	M103	2392	Q	Contract Services				8.00	8.00	
		*						8.00	8.00	
									8.00	
	M131	2372	I	MATERIALS				948.24	948.24	
		2372	U	LABOR	78.00	1269.60			1269.60	
		*			78.00	1269.60		948.24	2217.84	
	M133	2372	I	MATERIALS				2629.89	86.38	2543.51
		2372	U	LABOR	137.00	2187.63			2187.63	
		*			137.00	2187.63		2629.89	4731.14	

MISC. WORK

SHOP SUPERVISION

MGT.

TAD

TAD

M&R D-4

M&R TD-15

AFFIRMS

[Faint, illegible text, likely bleed-through from the reverse side of the page]



FA 23 APPN/SHD 1761106.2720 PEC BE RON SFC M2

CAC	JOS	MC	E	MAN-HOURS	MILITARY	CIVILIAN	MILITARY SERVICES	CIVILIAN LABOR	SUPPLIES CONTRACT OTHER	PRIOR YEAR EXPENSES	TOTAL EXPENSES	UN
3810	M136	2392	U						1305.44 ✓		1305.44	
									1305.44 ✓		1305.44	
		0618	Q									25
												25
												27
												3
												3
		0600	U								1427.81	
											467.66 ✓	
											1895.47	
		0601	U								761.64 ✓	
											761.64 ✓	
		0608	U								615.09 ✓	
											175.50 ✓	
											790.59	
		0609	U								1056.46 ✓	
											1056.46 ✓	
											643.16	
											22831.24	
3830	M106	2392	I						81.90	759.90-	678.00-	
											6378.71	
											5700.71	
		M108	I						93.00 ✓		93.00	
											884.52 ✓	
											977.52	

FUEL FOR HEAVY EQUIP.

Contract services

SCS MONEY

MATERIALS

REFOREST.

LABOR

*

LABOR

EQUIP USAGE

*

LABOR

Rootrake

*

LABOR

MACHINE plant

EQUIP. USAGE

*

LABOR

Bedding

*

MATERIALS

T&I

LABOR

*

MATERIALS

M&R

LABOR

Chopper

*



DATE	DESCRIPTION	AMOUNT	BALANCE
1950-01-01	Opening Balance	100.00	100.00
1950-01-15	Payment	25.00	75.00
1950-02-01	Receipt	50.00	125.00
1950-02-15	Payment	30.00	95.00
1950-03-01	Receipt	75.00	170.00
1950-03-15	Payment	40.00	130.00
1950-04-01	Receipt	60.00	190.00
1950-04-15	Payment	55.00	135.00
1950-05-01	Receipt	80.00	215.00
1950-05-15	Payment	65.00	150.00
1950-06-01	Receipt	90.00	240.00
1950-06-15	Payment	70.00	170.00
1950-07-01	Receipt	100.00	270.00
1950-07-15	Payment	85.00	185.00
1950-08-01	Receipt	110.00	295.00
1950-08-15	Payment	95.00	200.00
1950-09-01	Receipt	120.00	320.00
1950-09-15	Payment	105.00	215.00
1950-10-01	Receipt	130.00	345.00
1950-10-15	Payment	115.00	230.00
1950-11-01	Receipt	140.00	370.00
1950-11-15	Payment	125.00	245.00
1950-12-01	Receipt	150.00	400.00
1950-12-15	Payment	135.00	265.00
1951-01-01	Receipt	160.00	425.00
1951-01-15	Payment	145.00	280.00
1951-02-01	Receipt	170.00	450.00
1951-02-15	Payment	155.00	295.00
1951-03-01	Receipt	180.00	475.00
1951-03-15	Payment	165.00	310.00
1951-04-01	Receipt	190.00	500.00
1951-04-15	Payment	175.00	325.00
1951-05-01	Receipt	200.00	525.00
1951-05-15	Payment	185.00	340.00
1951-06-01	Receipt	210.00	550.00
1951-06-15	Payment	195.00	355.00
1951-07-01	Receipt	220.00	575.00
1951-07-15	Payment	205.00	370.00
1951-08-01	Receipt	230.00	600.00
1951-08-15	Payment	215.00	385.00
1951-09-01	Receipt	240.00	625.00
1951-09-15	Payment	225.00	400.00
1951-10-01	Receipt	250.00	650.00
1951-10-15	Payment	235.00	415.00
1951-11-01	Receipt	260.00	675.00
1951-11-15	Payment	245.00	430.00
1951-12-01	Receipt	270.00	700.00
1951-12-15	Payment	255.00	445.00
1952-01-01	Receipt	280.00	725.00
1952-01-15	Payment	265.00	460.00
1952-02-01	Receipt	290.00	745.00
1952-02-15	Payment	275.00	475.00
1952-03-01	Receipt	300.00	775.00
1952-03-15	Payment	285.00	490.00
1952-04-01	Receipt	310.00	800.00
1952-04-15	Payment	295.00	505.00
1952-05-01	Receipt	320.00	825.00
1952-05-15	Payment	305.00	520.00
1952-06-01	Receipt	330.00	850.00
1952-06-15	Payment	315.00	535.00
1952-07-01	Receipt	340.00	875.00
1952-07-15	Payment	325.00	550.00
1952-08-01	Receipt	350.00	900.00
1952-08-15	Payment	335.00	565.00
1952-09-01	Receipt	360.00	925.00
1952-09-15	Payment	345.00	580.00
1952-10-01	Receipt	370.00	945.00
1952-10-15	Payment	355.00	595.00
1952-11-01	Receipt	380.00	965.00
1952-11-15	Payment	365.00	610.00
1952-12-01	Receipt	390.00	985.00
1952-12-15	Payment	375.00	625.00
1953-01-01	Receipt	400.00	1000.00
1953-01-15	Payment	385.00	640.00
1953-02-01	Receipt	410.00	1040.00
1953-02-15	Payment	395.00	645.00
1953-03-01	Receipt	420.00	1075.00
1953-03-15	Payment	405.00	670.00
1953-04-01	Receipt	430.00	1105.00
1953-04-15	Payment	415.00	695.00
1953-05-01	Receipt	440.00	1135.00
1953-05-15	Payment	425.00	720.00
1953-06-01	Receipt	450.00	1165.00
1953-06-15	Payment	435.00	735.00
1953-07-01	Receipt	460.00	1195.00
1953-07-15	Payment	445.00	750.00
1953-08-01	Receipt	470.00	1225.00
1953-08-15	Payment	455.00	775.00
1953-09-01	Receipt	480.00	1255.00
1953-09-15	Payment	465.00	790.00
1953-10-01	Receipt	490.00	1285.00
1953-10-15	Payment	475.00	815.00
1953-11-01	Receipt	500.00	1315.00
1953-11-15	Payment	485.00	830.00
1953-12-01	Receipt	510.00	1345.00
1953-12-15	Payment	495.00	855.00
1954-01-01	Receipt	520.00	1375.00
1954-01-15	Payment	505.00	880.00
1954-02-01	Receipt	530.00	1405.00
1954-02-15	Payment	515.00	895.00
1954-03-01	Receipt	540.00	1435.00
1954-03-15	Payment	525.00	920.00
1954-04-01	Receipt	550.00	1465.00
1954-04-15	Payment	535.00	935.00
1954-05-01	Receipt	560.00	1495.00
1954-05-15	Payment	545.00	950.00
1954-06-01	Receipt	570.00	1525.00
1954-06-15	Payment	555.00	975.00
1954-07-01	Receipt	580.00	1555.00
1954-07-15	Payment	565.00	990.00
1954-08-01	Receipt	590.00	1585.00
1954-08-15	Payment	575.00	1015.00
1954-09-01	Receipt	600.00	1615.00
1954-09-15	Payment	585.00	1030.00
1954-10-01	Receipt	610.00	1645.00
1954-10-15	Payment	595.00	1055.00
1954-11-01	Receipt	620.00	1675.00
1954-11-15	Payment	605.00	1080.00
1954-12-01	Receipt	630.00	1705.00
1954-12-15	Payment	615.00	1105.00
1955-01-01	Receipt	640.00	1735.00
1955-01-15	Payment	625.00	1130.00
1955-02-01	Receipt	650.00	1765.00
1955-02-15	Payment	635.00	1155.00
1955-03-01	Receipt	660.00	1795.00
1955-03-15	Payment	645.00	1180.00
1955-04-01	Receipt	670.00	1825.00
1955-04-15	Payment	655.00	1205.00
1955-05-01	Receipt	680.00	1855.00
1955-05-15	Payment	665.00	1230.00
1955-06-01	Receipt	690.00	1885.00
1955-06-15	Payment	675.00	1255.00
1955-07-01	Receipt	700.00	1915.00
1955-07-15	Payment	685.00	1280.00
1955-08-01	Receipt	710.00	1945.00
1955-08-15	Payment	695.00	1305.00
1955-09-01	Receipt	720.00	1975.00
1955-09-15	Payment	705.00	1330.00
1955-10-01	Receipt	730.00	2005.00
1955-10-15	Payment	715.00	1355.00
1955-11-01	Receipt	740.00	2035.00
1955-11-15	Payment	725.00	1380.00
1955-12-01	Receipt	750.00	2065.00
1955-12-15	Payment	735.00	1405.00
1956-01-01	Receipt	760.00	2095.00
1956-01-15	Payment	745.00	1430.00
1956-02-01	Receipt	770.00	2125.00
1956-02-15	Payment	755.00	1455.00
1956-03-01	Receipt	780.00	2155.00
1956-03-15	Payment	765.00	1480.00
1956-04-01	Receipt	790.00	2185.00
1956-04-15	Payment	775.00	1505.00
1956-05-01	Receipt	800.00	2215.00
1956-05-15	Payment	785.00	1530.00
1956-06-01	Receipt	810.00	2245.00
1956-06-15	Payment	795.00	1555.00
1956-07-01	Receipt	820.00	2275.00
1956-07-15	Payment	805.00	1580.00
1956-08-01	Receipt	830.00	2305.00
1956-08-15	Payment	815.00	1605.00
1956-09-01	Receipt	840.00	2335.00
1956-09-15	Payment	825.00	1630.00
1956-10-01	Receipt	850.00	2365.00
1956-10-15	Payment	835.00	1655.00
1956-11-01	Receipt	860.00	2395.00
1956-11-15	Payment	845.00	1680.00
1956-12-01	Receipt	870.00	2425.00
1956-12-15	Payment	855.00	1705.00
1957-01-01	Receipt	880.00	2455.00
1957-01-15	Payment	865.00	1730.00
1957-02-01	Receipt	890.00	2485.00
1957-02-15	Payment	875.00	1755.00
1957-03-01	Receipt	900.00	2515.00
1957-03-15	Payment	885.00	1780.00
1957-04-01	Receipt	910.00	2545.00
1957-04-15	Payment	895.00	1805.00
1957-05-01	Receipt	920.00	2575.00
1957-05-15	Payment	905.00	1830.00
1957-06-01	Receipt	930.00	2605.00
1957-06-15	Payment	915.00	1855.00
1957-07-01	Receipt	940.00	2635.00
1957-07-15	Payment	925.00	1880.00
1957-08-01	Receipt	950.00	2665.00
1957-08-15	Payment	935.00	1905.00
1957-09-01	Receipt	960.00	2695.00
1957-09-15	Payment	945.00	1930.00
1957-10-01	Receipt	970.00	2725.00
1957-10-15	Payment	955.00	1955.00
1957-11-01	Receipt	980.00	2755.00
1957-11-15	Payment	965.00	1980.00
1957-12-01	Receipt	990.00	2785.00
1957-12-15	Payment	975.00	2005.00
1958-01-01	Receipt	1000.00	2815.00
1958-01-15	Payment	985.00	2030.00
1958-02-01	Receipt	1010.00	2845.00
1958-02-15	Payment	995.00	2055.00
1958-03-01	Receipt	1020.00	2875.00
1958-03-15	Payment	1005.00	2080.00
1958-04-01	Receipt	1030.00	2905.00
1958-04-15	Payment	1015.00	2105.00
1958-05-01	Receipt	1040.00	2935.00
1958-05-15	Payment	1025.00	2130.00
1958-06-01	Receipt	1050.00	2965.00
1958-06-15	Payment	1035.00	2155.00
1958-07-01	Receipt	1060.00	2995.00
1958-07-15	Payment	1045.00	2180.00
1958-08-01	Receipt	1070.00	3025.00
1958-08-15	Payment	1055.00	2205.00
1958-09-01	Receipt	1080.00	3055.00
1958-09-15	Payment	1065.00	2230.00
1958-10-01	Receipt	1090.00	3085.00
1958-10-15	Payment	1075.00	2255.00
1958-11-01	Receipt	1100.00	3115.00
1958-11-15	Payment	1085.00	2280.00
1958-12-01	Receipt	1110.00	3145.00
1958-12-15	Payment	1095.00	2305.00
1959-01-01	Receipt	1120.00	3175.00
1959-01-15	Payment	1105.00	2330.00
1959-02-01	Receipt	1130.00	3205.00
1959-02-15	Payment	1115.00	2355.00
1959-03-01	Receipt	1140.00	3235.00
1959-03-15	Payment	1125.00	2380.00
1959-04-01	Receipt	1150.00	3265.00
1959-04-15	Payment	1135.00	2405.00
1959-05-01	Receipt	1160.00	3295.00
1959-05-15	Payment	1145.00	2430.00
1959-06-01	Receipt	1170.00	3325.00
1959-06-15	Payment	1155.00	2455.00
1959-07-01	Receipt	1180.00	3355.00
1959-07-15	Payment	1165.00	2480.00
1959-08-01	Receipt	1190.00	3385.00
1959-08-15	Payment	1175.00	2505.00
1959-09-01	Receipt	1200.00	3415.00
1959-09-15	Payment	1185.00	2530.00
1959-10-01	Receipt	1210.00	3445.00
1959-10-15	Payment	1195.00	2555.00
1959-11-01	Receipt	1220.00	3475.00
1959-11-15	Payment	1205.00	2580.00
1959-12-01	Receipt	1230.00	3505.00
1959-12-15	Payment	1215.00	2605.00
1960-01-01	Receipt	1240.00	3535.00
1960-01-15	Payment	1225.00	2630.00
1960-02-01	Receipt	1250.00	3565.00
1960-02-15	Payment	1235.00	2655.00
1960-03-01	Receipt	1260.00	3595.00
1960-03-15	Payment	1245.00	2680.00
1960-04-01	Receipt	1270.00	3625.00
1960-04-15	Payment	1255.00	2705.00
1960-05-01	Receipt	1280.00	3655.00
1960-05-15	Payment	1265.00	2730.00
1960-06-01	Receipt	1290.00	3685.00
1960-06-15	Payment	1275.00	2755.00
1960-07-01	Receipt	1300.00	3715.00
1960-07-15	Payment	1285.00	2780.00
1960-08-01	Receipt	1310.00	3745.00
1960-08-15	Payment	1295.00	

STEP #730RK24

FUND ADMINISTRATOR EXPENSE REPORT
(BY JOB ORDER NUMBER)

PERIOD ENDING 30 JUN 1986

FA 23 APPM/SHD 1761106.2720 PEC BE AOM SFC #2

CAC	JOS	WC	E	MAN-HOURS	MILITARY	CIVILIAN	MILITARY SERVICES	CIVILIAN LABOR	SUPPLIES CONTRACT OTHER	PRIOR YEAR EXPENSES	TOTAL EXPENSES	UNF
3830	M109	2372	U	LABOR		50.00		854.00 ✓			854.00	
			*			50.00		854.00 ✓			854.00	
			**			848.00		8117.23	174.90	759.90	7532.23	
3840	M110	2392	I	MATERIALS					4717.09	219.33	4497.76	
		2392	U	LABOR		2922.00		27290.26 ✓			27290.26	
			*			2922.00		27290.26 ✓	4717.09	219.33	31788.02	
			**			2922.00		27290.26 ✓	4717.09	219.33	31788.02	
3850	M111	2392	U	LABOR		72.00		607.17 ✓			607.17	
			*			72.00		607.17 ✓			607.17	
	0605	2372	U	LABOR		8.00		109.70 ✓			109.70	
		2372	I	EQUIP. USAGE					61.42 ✓		61.42	
		2392	I	MATERIALS					1791.70 ✓		1791.70	
			*			8.00		109.70 ✓	1853.12 ✓		1962.82	
	0612	2372	I	MATERIALS						509.02	509.02	
			*							509.02	509.02	
	0615	2372	I	MATERIALS						445.28	445.28	
			*							445.28	445.28	
			**			80.00		716.87 ✓	1853.12 ✓	954.30	3524.29	
3800	M112	2392	I	Contract Services					1290.03		1290.03	13
		2392	I	MATERIALS							13211.01	60
		2392	U	LABOR		1183.50		13211.01 ✓			13211.01	
			*			1183.50		13211.01 ✓	1290.03		14501.04	79
	M113	2392	U	LABOR		6.00		83.88			83.88	
			*			6.00		83.88			83.88	
	M120	2372	I	MATERIALS					29.92 ✓		29.92	
		2372	U	FUEL					172.20 ✓		172.20	
			*						202.12		202.12	


M&R
BedderTIMBER
SALES

ROADS

ROADS
2372 U LABOR
2372 I EQUIP. USAGE
2392 I MATERIALS


FY-85

SUPPRESSION
2392 I CONTRACT SERVICES
2392 I MATERIALS
2392 U LABORComp
EarnedM&R
Fireblow



FA 23 APPN/SHD 1761106.2720 PEC BE RON SFC H2

CAC	JOS	WC	E	MAN-HOURS	MILITARY SERVICES	CIVILIAN LABOR	SUPPLIES CONTRACT OTHER	PRIOR YEAR EXPENSES	TOTAL EXPENSES
3860	M121	2392	Z	EQUIP. USAGE			1557.00		1557.00
			*				1557.00		1557.00
	M126	2392	Q	Contract Services			974.99		974.99
		2392	U	LABOR	117.00	1130.06			1130.06
			*		117.00	1130.06	974.99		2105.05
	M134	2392	U	LABOR	1929.25	20444.37			20444.37
		2392	V	FUEL			581.06		581.06
			*		1929.25	20444.37	581.06		21025.43
	M139	2372	T	MATERIALS			179.71		179.71
		2372	U	LABOR	6.00	96.76			96.76
			*		6.00	96.76	179.71		276.47
	0602	2372	U	LABOR	249.00	3838.55			3838.55
		2372	Z	EQUIP. USAGE			1894.20		1894.20
			*		249.00	3838.55	1894.20		5732.75
	0603	2372	U	LABOR	380.50	7513.08			7513.08
		2372	Z	EQUIP. USAGE			138.03		138.03
			*		380.50	7513.08	138.03		7651.11
	0606	2372	U	LABOR	174.50	2742.94			2742.94
		2372	Z	EQUIP. USAGE			215.49		215.49
			*		174.50	2742.94	215.49		2958.43
	0607	2372	U	LABOR	56.25	1131.17			1131.17
		2372	Z	EQUIP. USAGE			279.99		279.99
			*		56.25	1131.17	279.99		1411.16
			**		4102.00	50191.82	7312.62		57504.44
			***		15526.75	194233.40	23201.22	1106.12-	216328.50



174.8

BUDGET

ALLOTTED

TRANSFER

REMAIN

OBLIGATED

ESTIMATED NEED

POSSIBLE SAVINGS

This is the amount of money we have left after 31 May. It looks like we could have about \$47,000 left after the end of the FY. This is because

1. LIGHT tree season
 2. GS-4 vacant all year
 3. GS-3 vacant for several months - a few months
 4. GS-3 & GS-9 vacant for several months
 5. LIGHT maintenance on D4 & TD-15
- 12 MAY 86
Pik

1986
I took this out of Julian's in box on 8 July.

58,579

SAVINGS 58,579

Add \$10,000 to ROAD MAINT (OGOS) 10,000

Add \$1,500 to VEHICLE MAINT. 1,500

\$19,000. BELOW REQUESTED BUDGET

47,079

FORESTRY LABOR

FORESTRY MATERIALS

M&R FOR EQUIP.

MISC LABOR

SPECIFIC JON'S

MISC. CHARGES

BUDGETED	OBLIGATED	AVAILABLE	NEEDED	SAVINGS
257,937	152,952	104,985	67,000	37,985
17,051	13,084	3,967	4,000	-33
31,100	10,340	20,760	11,000	9,760
0	1,083	-1,083	0	-1,083
52,012	31,884	20,128	19,518	5,610
41,900	30,816	11,084	4,744	6,340
400,000	240,159	159,841	101,262	58,579

1900
1901
1902
1903
1904
1905

1906
1907
1908
1909
1910

1986 ANNUAL INCREMENT

PERIOD ENDING: 31 May, 1986


BUDGETED	<u>436,000</u>
ALLOTTED BY HQMC	<u>419,000</u>
TRANSFER TO MT	<u>19,000</u>
REMAINING OPERATING FUNDS	<u>400,000</u>
OBLIGATED	<u>240,159</u>
ESTIMATED NEED	<u>101,262</u>
POSSIBLE SAVINGS	<u>58,579</u>

I took this out of Julian's in box on 8 July.

SAVINGS	<u>58,579</u>
Add \$10,000 to ROAD MAINT (OGOS)	10,000
Add \$1,500 to VEHICLE MAINT.	1,500
	<u>47,079</u>

\$19,000 BELOW REQUESTED BUDGET

	BUDGETED	OBLIGATED	AVAILABLE	NEEDED	SAVINGS
FORESTRY LABOR	257,937	152,952	104,985	67,000	37,985
FORESTRY MATERIALS	17,051	13,084	3,967	4,000	-33
MFR FOR EQUIP.	36,100	10,340	20,760	11,000	9,760
MISC. LABOR	0	1,083	-1,083	0	-1,083
SPECIFIC JON'S	52,012	31,884	20,128	14,518	5,610
MISC. CHARGES	41,900	30,816	11,084	4,744	6,390
	<u>400,000</u>	<u>240,159</u>	<u>159,841</u>	<u>101,262</u>	<u>58,579</u>



4 Months Remaining

FORESTRY LABOR CHARGED TO STANDING JON'S


CAC	DESCRIPTION	JON	BUDGETED	OBLIGATED	AVAILABLE	NEEDED	SAVINGS
3B10	AV. MONTH: 9,214 SHOP SUPER.	M100	119,651	72,074	45,944	9,500/MO 38,000	\$ 7,944
	MANAGEMENT	M102 M101		1,380 253			
	MISC. SUPPORT	M001					
3B20	REFORESTATION	M105	13,337	15,773	-2,436	0	-2,436
3B30	TSI	M106	8,938	6,379	2,559	1,000	1,559
3B40	TBR. SALES	M110	59,042	22,841	36,201	20,000	16,201
3B50	TBR. ACCESS RDS	M111	5,685	0	5,685	3,000	2,685
3B60	FIRE SUPPRESSION	M112	51,284	13,211	17,032	5,000	12,032
	SPB	M113 M126		84 512			
	P. BURNING	M134		20,445			
	TOTALS		257,937	152,952	104,985	67,000	37,985

possible to have more because Jon left.

11,000 for 5524 every day

FORESTRY MATERIALS CHARGED TO STANDING JON'S

CAC	DESCRIPTION	JON	BUDGETED	OBLIGATED	AVAILABLE	NEEDED	SAVINGS
3B10	SHOP SUPER	M100	1,500	1,572	-72	0	-72
	MANAGEMENT	M101					
	MISC. SUPPORT	M001					
3B20	REFORESTATION	M105	9,000	6,035	-2,035	0 3,965	-2,035
3B30	TSI	M106	872	237	635	0	635
3B40	TIMBER SALES	M110	7,682	2,303	5,379	4,000	1,379
3B50	TBR. ACCESS RDS.	M111	0	MATERIALS CHARGED TO		0605	0
3B60	FIRE SUPPRESSION	M112	2,997	2,937	60	0	60
	SPB	M126					
	P. BURNING	M134					
	TOTALS		17,051	13,084	3,967	4,000	-33




ALL LABOR & MATERIALS FOR M&R OF FORESTRY EQUIPMENT


CAC	DESCRIPTION	JON	BUDGETED	OBLIGATED	AVAILABLE	NEEDED	SAVINGS
3810	M&R D-4	M131	15,000	3,816	11,184	6,000	5,184
	M&R TD-15	M133	15,000	4,662	10,338	5,000	5,338
3830	M&R PLANTER	M107	200	¹⁰⁰ 0	200	0	200
	M&R CHOPPER	M108	200	978	-778	0	-778
	M&R BEDDER	M109	200	854	-654	0	-654
3860	M&R PUMPER	M114					
	M&R PUMPER	M138					
	M&R 1-DISC	M120	250	²⁵⁰ 30	220	0	220
	M&R 2-DISC	M134	250		250	0	250
	TOTALS		31,100	10,340	20,760	11,000	9,760

EMATERIALS

OTHER LABOR NOT INCLUDED WITH M&R OR SPECIFIC JON'S


CAC	DESCRIPTION	JON	BUDGETED	OBLIGATED	AVAILABLE	NEEDED	SAVINGS
3810	SUPER. & MGT.	M001	0	1,083	0	0	-1,083
3820	REFORESTATION						
3830	T.S.F.						
3840	TBR. SALES						
3850	TBR. ACCESS PDS.						
3860	PROTECTION						
	TOTALS						





MISCELLANEOUS CHARGES

CAC	DESCRIPTION	JON	BUDGETED	OBLIGATED	AVAILABLE	NEEDED	SAVINGS
3B10	LONG RANGE PLAN		25,000	25,000	0	0	0
		M103		8 (NCFE)			
	TAD	M102	3,000	597	2,395	2,395	0
		M120		173			
	FUEL: HEAVY Equip	M136	10,000	1,005	8,822	500	8,322
3B60	RADIO RENTAL	M121	2,100	1,384	716	716	0
	P.B. FUEL	M112	400	582	-182	0	-182
	REPLACE: 2-PE66	M112	0				
	REPLACE: 2-MVP	M112	0				
	AFFIRMS	M135	0	1,200	-1200	600	-1,800
	SPB DETECTION	M126	1,400	867	533	533	0
	TOTALS		41,900	30,816	11,084	4,744	6,340



FA 23 APPN/SHD 1761106.2720 PEC BE RON SFC H2

CAC	JOS	WC	E	MAN-HOURS MILITARY CIVILIAN	MILITARY SERVICES	CIVILIAN LABOR	SUPPLIES CONTRACT OTHER	PRIOR YEAR EXPENSES	TOTAL EXPENSES	UNFILLED ORDERS	TOTAL CY OBLIGATIONS
3810	M001	2336	T	MATERIALS			186.19✓		186.19		186.19
		2336	U	LABOR	1.25	20.29✓			20.29		20.29
		2341	U	LABOR	4.00	61.05✓			61.05		61.05
		2343	U	LABOR	15.75	215.58✓			215.58		215.58
		2363	T	MATERIALS			47.62✓		47.62		47.62
		2363	U	LABOR	29.50	449.42✓			449.42		449.42
		2373	Z	EQUIP. USAGE			5.86✓		5.86		5.86
		2392	T	MATERIALS			11.65✓		11.65		11.65
		2393	T	MATERIALS			85.13✓		85.13		85.13
		*			50.50	746.34✓	336.45✓		1082.79		1082.79
	M100	2392	Q	Contract Services			1200.00		1200.00	600.00	1800.00
		2392	T	MATERIALS			866.52	994.81-	128.29-		866.52
		2392	U	LABOR	4418.75	72073.22✓			72073.22		72073.22
		*			4418.75	72073.22✓	2066.52	994.81-	73144.93	600.00	74739.74
	M101	2392	T	MATERIALS			263.79		263.79		263.79
		2392	U	LABOR	24.00	252.89✓			252.89		252.89
		*			24.00	252.89✓	263.79		516.68		516.68
	M102	2092	U	LABOR	140.00	1379.46✓			1379.46		1379.46
		3092	E	TAD			596.86✓		596.86		596.86
		*			140.00	1379.46✓	596.86✓		1976.32		1976.32
	M103	2392	Q	Contract Services			8.00✓		8.00	63.75	71.75
		*					8.00✓		8.00	63.75	71.75
	M131	2372	T	MATERIALS			921.44✓		921.44	1506.24	2427.68
		2372	U	LABOR	73.00	1185.22✓			1185.22		1185.22
		*			73.00	1185.22✓	921.44✓		2106.66	1506.24	3612.90
	M133	2372	T	MATERIALS			2629.89✓	86.38-	2543.51	245.04	2874.93
		2372	U	LABOR	127.00	2031.27✓			2031.27		2031.27
		*			127.00	2031.27✓	2629.89✓	86.38-	4574.78	245.04	4906.20
	M136	2392	V	FUEL			1004.50✓		1004.50		1004.50
		*					1004.50✓		1004.50		1004.50

MISC WORK

SHOP SUPERVISION

MGT.


TAD

M&R D-4

M&R TD-15


FUEL HEAVY EQUIP

150.00/MONTH AFFAIRS



FA 23 APPN/SHD 1761106.2720 PEC BE RON SFC H2

CAC	JOS	WC	E	MAN-HOURS	MILITARY SERVICES	CIVILIAN LABOR	SUPPLIES CONTRACT OTHER	PRIOR YEAR EXPENSES	TOTAL EXPENSES	UNFILLED ORDERS	TOTAL CV OBLIGATIONS	
3810	0618	2310	Q			4833.25	77668.40	7827.45	1081.19-	84414.66	25000.00	25000.00
				Contract SERVICES							25000.00	25000.00
				SCS MONEY							27415.03	112910.88
3820	M105	2392	T			1776.00	15772.59✓			15772.59	3875.00	3875.00
				MATERIALS							SEEDLINGS	15772.59
				LABOR							3875.00	19647.59
				RESTORATION								
0600	2372		U			89.00	1427.81✓			1427.81		1427.81
				LABOR						467.66		467.66
KG	2372		Z			89.00	1427.81✓	467.66✓		1895.47		1895.47
				EQUIP. USAGE								
0601	2372		U			48.00	761.64✓			761.64		761.64
				LABOR								
Redrake			*			48.00	761.64✓			761.64		761.64
0608	2372		U			24.00	372.07✓			372.07		372.07
				LABOR						175.50		175.50
Machine plant	2372		Z			24.00	372.07✓	175.50✓		547.57		547.57
				EQUIP. USAGE								
0609	2372		U			66.00	1056.46✓			1056.46		1056.46
				LABOR								
Bedding			*			66.00	1056.46✓			1056.46		1056.46
						2003.00	19390.57✓	643.16✓		20033.73	3875.00	23908.73
3810	M106	2392	T			746.00	6378.71✓	81.90	759.90-	678.00-		81.90
				MATERIALS						6378.71		6378.71
				LABOR								
T5			*			746.00	6378.71✓	81.90	759.90-	5700.71		6460.61
M108	2372		T			52.00	884.52✓	93.00✓		93.00		93.00
				MATERIALS						884.52		884.52
				LABOR								
M&R	2372		U			52.00	884.52✓	93.00✓		977.52		977.52
				LABOR								
Chopper			*			50.00	854.00✓			854.00		854.00
M109	2372		U			50.00	854.00✓			854.00		854.00
				LABOR								
M&R			*			50.00	854.00✓			854.00		854.00
				Bedder		848.00	8117.23✓	174.90✓	759.90-	7532.23		8292.13



FA 23 APPN/SHD 1761106.2720 PEC BE RON SFC H2

CAC	JOS	WC	E	MILITARY	MAN-HOURS CIVILIAN	MILITARY SERVICES	CIVILIAN LABOR	SUPPLIES CONTRACT OTHER	PRIOR YEAR EXPENSES	TOTAL EXPENSES	UNFULFILLED ORDERS	TOTAL CV OBLIGATIONS
3B40	M110	2392	T	MATERIALS			22840.52✓	4547.11	219.33-	4327.78	153.60	4700.71
		2392	U	LABOR	2468.00					22840.52		22840.52
			*		2468.00		22840.52✓	4547.11	219.33-	27168.30	153.60	27541.23
			**		2468.00		22840.52✓	4547.11	219.33-	27168.30	153.60	27541.23
3850	0605	2372	U	LABOR	8.00		109.70✓			109.70		109.70
		2372	Z	EQUIP. USAGE				61.42✓		61.42		61.42
		2392	T	MATERIALS				1791.70✓		1791.70		1791.70
			*		8.00		109.70✓	1853.12✓		1962.82		1962.82
		0612	T	MATERIALS					509.02	509.02		
			*						509.02	509.02		
		0615	T	MATERIALS					445.28	445.28		
			*						445.28	445.28		
			**		8.00		109.70✓	1853.12✓	954.30	2917.12		1962.82
3860	M112	2392	Q	Contract Services				1155.38		1155.38	1308.00	1308.00
		2392	T	MATERIALS			13211.01✓			13211.01	6633.30	7788.68
		2392	U	LABOR	1183.50							13211.01
			*		1183.50		13211.01✓	1155.38		14366.39	7941.30	22307.69
		M113	U	LABOR	6.00		83.88✓			83.88		83.88
			*		6.00		83.88✓			83.88		83.88
		M120	T	MATERIALS				29.92✓		29.92		29.92
		2372	V	FUEL				172.20✓		172.20		172.20
			*					202.12✓		202.12		202.12
		M121	Z	EQUIP. USAGE				1384.00✓		1384.00		1384.00
			*					1384.00✓		1384.00		1384.00
		M126	Q	Contract Services				866.66✓		866.66	433.34	1300.00
		2392	U	LABOR	52.00		511.69✓			511.69		511.69
			*		52.00		511.69✓	866.66✓		1378.35	433.34	1811.69

TIMBER SALES

ROADS

FY-85


Suppression

Comp. Equipment

M&R FIREBLOW

RADIO RENTAL

SPB



FA 23 APPN/SHD 1761106.2720				PEC BE	RON	SFC H2						
CAC	JOS	WC	E	MILITARY	MAN-HOURS CIVILIAN	MILITARY SERVICES	CIVILIAN LABOR	SUPPLIES CONTRACT OTHER	PRIOR YEAR EXPENSES	TOTAL EXPENSES	UNFILLED ORDERS	TOTAL CY OBLIGATIONS
3860	M134	2392	U	LABOR	1929.25		20444.37 ✓			20444.37		20444.37
		2392	V	FUEL				581.06 ✓		581.06		581.06
			*		1929.25		20444.37 ✓	581.06 ✓		21025.43		21025.43
	0602	2372	U	LABOR	249.00		3838.55 ✓			3838.55		3838.55
		2372	Z	EQUIP. USAGE				1894.20 ✓		1894.20		1894.20
			*		249.00		3838.55 ✓	1894.20 ✓		5732.75		5732.75
	0603	2372	U	LABOR	373.50		7332.06 ✓			7332.06		7332.06
		2372	Z	EQUIP. USAGE				138.03 ✓		138.03		138.03
			*		373.50		7332.06 ✓	138.03 ✓		7470.09		7470.09
	0606	2372	U	LABOR	174.50		2742.94 ✓			2742.94		2742.94
		2372	Z	EQUIP. USAGE				215.49 ✓		215.49		215.49
			*		174.50		2742.94 ✓	215.49 ✓		2958.43		2958.43
	0607	2372	U	LABOR	46.75		914.79 ✓			914.79		914.79
		2372	Z	EQUIP. USAGE				279.99 ✓		279.99		279.99
			*		46.75		914.79 ✓	279.99 ✓		1194.78		1194.78
			**		4014.50		49079.29	6716.93		55796.22	8374.64	64170.86
			***		14174.75		177205.71	21762.67	1106.12-	197862.26	39818.27	238786.65

P.B.

P.B. MOWING

Weekend Stand-by

P.B. Standby

Wildfire Suppression

31 May 1986

FY 86 ANNUAL INCREMENT

PERIOD ENDING: 30 APRIL 1986


BUDGETED	<u>436,000</u>
ALLOTTED BY HQMC	<u>419,000</u>
TRANSFER TO MT	<u>19,000</u>
REMAINING OPERATING FUNDS	<u>400,000</u>
OBLIGATED	<u>213,895</u>
ESTIMATED NEED	<u>147,000</u>
POSSIBLE SAVINGS	<u>39,115</u>

19,000 BELOW REQUESTED BUDGET

95,870 SALARIES

19,174/mo

	BUDGETED	OBLIGATED	AVAILABLE	NEEDED	SAVINGS
FORESTRY LABOR	257,937	134,212	123,725	100,000	23,725
FORESTRY MATERIALS	17,051	13,206	3,845	2,000	1,845
M & R FOR EQUIP.	31,100	8,067	23,033	15,000	7,033
MISC LABOR					
SPECIFIC JON'S	52,012	27,695	24,317	20,000	4,317
MISC. CHARGES	41,900	30,715	11,185	10,000	1,185
	400,000	213,895	186,115	147,000	39,115




FORESTRY LABOR CHARGED TO STANDING JON'S

CAC	DESCRIPTION	JON	BUDGETED	OBLIGATED	AVAILABLE	NEEDED	SAVINGS
3B10	SHOP SUPER.	M100	119,651	65,891	53,013		
	MANAGEMENT	M101					
	MISC. SUPPORT	M001		747			
3B20	REFORESTATION	M105	13,337	14,814	-1,507		
3B30	TSI	M106	8,938	6,379	2,559		
3B40	TBR. SALES	M110	59,042	16,582	42,460		
3B50	TBR. ACCESS RDS	M111	5,685		5,685		
3B60	FIRE SUPPRESSION	M112	51,284	8,728	21,515		
	Comp. Earned	M113		84			
	SPB	M126		512			
	P. BURNING	M134		20,445			
	TOTALS		257,937	134,212	123,725		

FORESTRY MATERIALS CHARGED TO STANDING JON'S

CAC	DESCRIPTION	JON	BUDGETED	OBLIGATED	AVAILABLE	NEEDED	SAVINGS
3B10	SHOP SUPER.	M100	1,500	1,517	-17	17	
	MANAGEMENT	M101					
	MISC. SUPPORT	M001		MATERIALS → 6 301	-307	301	
3B20	REFORESTATION	M105	4,000	6,035	-2,035	2,035	-2,035
3B30	TSI	M106	872	237	635		
3B40	TIMBER SALES	M110	7,682	2,303	5,379		
3B50	TBR. ACCESS RDS.	M111	0	MATERIALS CHARGED TO 0605			
3B60	FIRE SUPPRESSION	M112	2,997	2,807	190		
	SPB	M126					
	P. BURNING	M134					
	TOTALS		17,051	13,206	3,845		





ALL LABOR & MATERIALS FOR MER OF FORESTRY EQUIPMENT

CAC	DESCRIPTION	JON	BUDGETED	OBLIGATED	AVAILABLE	NEEDED	SAVINGS
3B10	MER D-4	M131	15,000	1,961	13,039		
	MER TD-15	M133	15,000	4,244	10,756		
3B30	MER PLANTER	M107	200	¹⁰⁰ 978	-778		
	MER CHOPPER	M108	200	0	200		
	MER BEDDER	M109	200	854	-654		
3B60	MER PUMPER	M114					
	MER PUMPER	M138					
	MER 1-DISC	M120	250	²⁵⁰ 30	230		
	MER 2-DISC	M139	250	0	250		
	TOTALS		31,100	8,067	23,043		

OTHER LABOR NOT INCLUDED WITH MER OR SPECIFIC JON'S


CAC	DESCRIPTION	JON	BUDGETED	OBLIGATED	AVAILABLE	NEEDED	SAVINGS
3B10	SUPER. & MGT.						
3B20	REFORESTATION						
3B30	T.S.F.						
3B40	TBR. SALES						
3B50	TBR. ACCESS POS.						
3B60	PROTECTION						
	TOTALS						





MISCELLANEOUS CHARGES

CAC	DESCRIPTION	JON	BUDGETED	OBLIGATED	AVAILABLE	NEEDED	SAVINGS
3B10	LONG RANGE PLAN		25,000	25,000	0		
	TAD	M103 M102	3,000	8 1977	1,015		
	FUEL: HEAVY Equip	M136	10,000	1,005	8995		
3B60	RADIO RENTAL	M121	2,100	1,211	889		
	P.B. FUEL	M120 M112	400	173 582	-355		
	REPLACE: 2-PE66	M112	0				
	REPLACE: 2-MVP	M112	0				
	AFFIRMS	M135	0				
	SPB DETECTION	M126	1,400	759	641		
	TOTALS		41,900	30,715	11,185		



FA 23 APPN/SHD 1761106.2720 PEC BE RON SFC H2

CAC	JOS	WC	E	MILITARY	MAN-HOURS CIVILIAN	MILITARY SERVICES	CIVILIAN LABOR	SUPPLIES CONTRACT OTHER	PRIOR YEAR EXPENSES	TOTAL EXPENSES	UNFILLED ORDERS	TOTAL OBLIGATION
3810	M001	2336	T	MATERIAL				186.19✓		186.19		186
		2336	U	LABOR	1.25		20.29✓			20.29		20
		2341	U	LABOR	4.00		61.05✓			61.05		61
		2343	U	LABOR	15.75		215.58✓			215.58		215
		2363	T	MATERIAL				47.62✓		47.62		47
		2363	U	LABOR	29.50		449.42✓			449.42		449
		2373	Z	EQUIP. USAGE				5.86✓		5.86		5
		2392	T	MATERIAL				11.65✓		11.65		11
		2393	T	MATERIAL				85.13✓		85.13		85
		*			50.50		746.34✓	336.45		1082.79		1082
	M100	2392	Q	Contract services				1050.00		1050.00	750.00	1800
		2392	T	MATERIAL				866.52	994.81-	128.29-		866
		2392	U	LABOR	4066.25		65890.91✓			65890.91		65890
		*			4066.25		65890.91✓	1916.52	994.81-	66812.62	750.00	68557
	M101	2392	T	MATERIAL				263.79		263.79		263
		*						263.79		263.79		263
	M102	2092	U	LABOR	140.00		1379.46✓			1379.46		1379
		3092	E	TAD				596.86✓		596.86		596
		*			140.00		1379.46✓	596.86✓		1976.32		1976
	M103	2392	Q	Contract services				8.00✓		8.00	63.75	71
		*						8.00✓		8.00	63.75	71
	M131	2372	T	MATERIAL				775.05✓		775.05	1506.24	2281
		2372	U	LABOR	73.00		1185.22✓			1185.22		1185
		*			73.00		1185.22✓	775.05✓		1960.27	1506.24	3466
	M133	2372	T	MATERIAL				2682.24✓	86.38-	2595.86		2682
		2372	U	LABOR	99.00		1560.88✓			1560.88		1560
		*			99.00		1560.88✓	2682.24✓	86.38-	4156.74		4243
	M136	2392	V	FUEL				1004.50✓		1004.50		1004
		*						1004.50✓		1004.50		1004

Misc Work

Sup. Supervision


MGT.

TAD.

M&R D-4

M&R TO-15


FUEL Br. Equip



FA 23 APPN/SHD 1761106.2720 PEC BE RON SFC H2

CAC	JOS	WC	E	MAN-HOURS MILITARY CIVILIAN	MILITARY SERVICES	CIVILIAN LABOR	SUPPLIES CONTRACT OTHER	PRIOR YEAR EXPENSES	TOTAL EXPENSES	UNFILLED ORDERS	TOTAL OBLIGA
3810	0618	2310	0	<i>Contract Services</i>						25000.00	250
	<i>SCS MONEY</i>		**							25000.00	250
			**	4428.75		70762.81	7583.41	1081.19-	77265.03	27319.99	1056
3820	M105	2392	T	<i>MATERIAL</i>							
	<i>REFORESTATION</i>	2392	U	<i>LABOR</i>		1680.00	14843.42		14843.42	3875.00	38
			*	1680.00		14843.42			14843.42	3875.00	187
	<i>K9</i>	0600	2372	U	<i>LABOR</i>	89.00	1427.81		1427.81		14
			2372	Z	<i>EQUIPMENT USAGE</i>				467.66		4
			*	89.00		1427.81	467.66		1895.47		18
	<i>ROOSTAKE</i>	0601	2372	U	<i>LABOR</i>	48.00	761.64		761.64		7
			*	48.00		761.64			761.64		7
	<i>MACH. PLANT</i>	0608	2372	U	<i>LABOR</i>	24.00	372.07		372.07		3
			2372	Z	<i>EQUIPMENT USAGE</i>				175.50		1
			*	24.00		372.07	175.50		547.57		5
	<i>BEDDING</i>	0609	2372	U	<i>LABOR</i>	66.00	1056.46		1056.46		10
			**	66.00		1056.46			1056.46		10
			**	1907.00		18461.40	643.16		19104.58	3875.00	229
3830	M106	2392	T	<i>MATERIAL</i>							
	<i>TSI</i>	2392	U	<i>LABOR</i>		746.00	6378.71		6378.71		63
			*	746.00		6378.71	-81.90	759.90-	5700.71		64
	M108	2372	T	<i>MATERIAL</i>							
	<i>M&L</i>	2372	U	<i>LABOR</i>		52.00	884.52		884.52		8
	<i>Chopper</i>		*	52.00		884.52	93.00		977.52		9
	M109	2372	U	<i>LABOR</i>		50.00	854.00		854.00		8
	<i>M&R</i>		**	50.00		854.00			854.00		8
	<i>Bedder</i>		**	848.00		8117.23	174.90	759.90-	7532.23		82

BACK
OUT



FA 23 APPN/SHD 1761106.2720 PEC BE RON SFC H2

CAC	JOS	WC	E	MAN-HOURS	MILITARY	CIVILIAN	MILITARY SERVICES	CIVILIAN LABOR	SUPPLIES CONTRACT OTHER	PRIOR YEAR EXPENSES	TOTAL EXPENSES	UNFILLED ORDERS	TOTAL OBLIGATION
3840	M110	2392	T						4376.89	219.33-	4157.56	320.16	469
		2392	U			1857.50		16581.58			16581.58		1658
			*			1857.50		16581.58	4376.89	219.33-	20739.14	320.16	2127
			**			1857.50		16581.58	4376.89	219.33-	20739.14	320.16	2127
3850	0605	2372	U			8.00		109.70			109.70		10
		2372	Z						61.42		61.42		6
		2392	T						1791.70		1791.70		179
			*			8.00		109.70	1853.12		1962.82		196
	0612	2372	T							509.02	509.02		
			*							509.02	509.02		
	0615	2372	T							445.28	445.28		
			*							445.28	445.28		
			**			8.00		109.70	1853.12	954.30	2917.12		196
3860	M112	2392	Q									1308.00	130
		2392	T						1155.38		1155.38	6633.30	778
		2392	U			766.00		8727.02			8727.02		872
			*			766.00		8727.02	1155.38		9882.40	7941.30	1782
	M113	2392	U			6.00		83.88			83.88		8
			*			6.00		83.88			83.88		8
	M120	2372	T						29.92		29.92		2
		2372	V						172.20		172.20		17
			*						202.12		202.12		20
	M121	2392	Z						1211.00		1211.00		121
			*						1211.00		1211.00		121
	M126	2392	Q						758.33		758.33	541.67	130
		2392	U			52.00		511.69			511.69		5
			*			52.00		511.69	758.33		1270.02	541.67	18

TIMBER SALES

ROADS

FY 85


SUPPRESSION

Comp. Earned

M&R 2 disc MATHIS

RADIO Rental

SPB



FA 23 APPN/SHD 1761106.2720 PEC BE RON SFC H2

CAC	JOS	WC	E	MAN-HOURS	MILITARY SERVICES	CIVILIAN LABOR	SUPPLIES CONTRACT OTHER	PRIOR YEAR EXPENSES	TOTAL EXPENSES	UNFILLED ORDERS	TOTAL OBLIGATION
3860	M134	2392	U	LABOR		1929.25	20444.37		20444.37		20444.37
		2392	V	FUEL			581.06		581.06		581.06
			*			1929.25	20444.37		21025.43		21025.43
	0602	2372	U	LABOR		249.00	3838.55		3838.55		3838.55
		2372	Z	EQUIPMENT USAGE			1894.20		1894.20		1894.20
			*			249.00	3838.55		5732.75		5732.75
	0603	2372	U	LABOR		187.00	3686.92		3686.92		3686.92
		2372	Z	EQUIPMENT USAGE			62.26		62.26		62.26
			*			187.00	3686.92		3749.18		3749.18
	0606	2372	U	LABOR		174.50	2742.94		2742.94		2742.94
		2372	Z	EQUIPMENT USAGE			215.49		215.49		215.49
			*			174.50	2742.94		2958.43		2958.43
	0607	2372	U	LABOR		46.75	914.79		914.79		914.79
		2372	Z	EQUIPMENT USAGE			279.99		279.99		279.99
			*			46.75	914.79		1194.78		1194.78
			**			3410.50	40950.16		47309.99	8482.97	55792.96
			***			12459.75	154982.88	20991.31	174868.07	39998.12	215966.12

April
86

FY 86 ANNUAL INCREMENT

PERIOD ENDING: 31 MARCH, 1986

BUDGETED	436,000
ALLOTTED BY HQMC	419,000
TRANSFER TO MT	12,000
REMAINING OPERATING FUNDS	400,000
OBLIGATED	
ESTIMATED NEED	
POSSIBLE SAVINGS	


199,063
 10,576

 209,639
 VEHICLES

\$19,000 BELOW REQUESTED BUDGET

Reported on
 Quarterly
 Report to
 HQMC

	BUDGETED	OBLIGATED	AVAILABLE	NEEDED	SAVINGS
FORESTRY LABOR	257,937	117,801	140,136		
FORESTRY MATERIALS	17,051	21,166	-4,115		
M&R FOR EQUIP.	31,100	6,615	24,484		
MISC LABOR					
SPECIFIC JOB'S	52,012	23,048	28,964		
MISC. CHARGES	41,900	30,433	11,467		
	400,000	199,063	200,936		




FORESTRY LABOR CHARGED TO STANDING JON'S

CAC	DESCRIPTION	JON	BUDGETED	OBLIGATED	AVAILABLE	NEEDED	SAVINGS
3B10	SHOP SUPER.	M100	119,651	56,956	61,948		
	MANAGEMENT	M101					
	MISC. SUPPORT	M001	ALL MISC. LABOR	747			
3B20	REFORESTATION	M105	13,337	11,745	1,592		
3B30	TSI	M106	8,938	6,379	2,559		
3B40	TBR. SALES	M110	59,042	14,351	44,691		
3B50	TBR. ACCESS RDS	M111	5,685	0	5,685		
3B60	FIRE SUPPRESSION	M112	51,284	5,094	23,661		
	SPB	M113 M126		84			
	P. BURNING	M134		22,445			
	TOTALS		257,937	117,801	140,136		

REQUISITIONED AS OF 4-14-86

FORESTRY MATERIALS CHARGED TO STANDING JON'S

CAC	DESCRIPTION	JON	BUDGETED	OBLIGATED	AVAILABLE	NEEDED	SAVINGS
3B10	SHOP SUPER	M100	1,500	1,517	-17		
	MANAGEMENT	M101					
	MISC. SUPPORT	M001	0	218	-218		
3B20	REFORESTATION	M105	9,000	6,035	-2,035	2,035	-2,035
3B30	TSI	M106	872	237	635		
3B40	TIMBER SALES	M110	7,682	2,270	5,412		
3B50	TBR. ACCESS RDS.	M111	0	MATERIALS CHARGED TO		0605	
3B60	FIRE SUPPRESSION	M112	2,997	2,807	190		
	SPB	M126					
	P. BURNING	M134					
	TOTALS		17,051	13,084	3,967		




ALL LABOR & MATERIALS FOR M&R OF FORESTRY EQUIPMENT

CAC	DESCRIPTION	JON	BUDGETED	OBLIGATED	AVAILABLE	NEEDED	SAVINGS
3810	M&R D-4	M131	15,000	1,487	13,512		
	M&R TD-15	M133	15,000	3,066	11,934		
3830	M&R PLANTER	M107	200	¹⁰⁰ 0			
	M&R CHOPPER	M108	200	978	-778		
	M&R BEDDER	M109	200	854	-654		
3860	M&R PUMPER	M114					
	M&R PUMPER	M138					
	M&R 1-DISC	M120	250	²⁵⁰ 30	220		
	M&R 2-DISC	M139	250	0	250		
	TOTALS		31,100	6,615	24,484		


OTHER LABOR NOT INCLUDED WITH M&R OR SPECIFIC JON'S

CAC	DESCRIPTION	JON	BUDGETED	OBLIGATED	AVAILABLE	NEEDED	SAVINGS
3810	SUPER. & MGT.						
3820	REFORESTATION						
3830	T.S.F.						
3840	TBR. SALES						
3850	TBR. ACCESS ROS.						
3860	PROTECTION						
	TOTALS						




CHARGES TO SPECIFIC JOB ORDERS

CAC	DESCRIPTION	JON	BUDGETED	OBLIGATED	AVAILABLE	NEEDED	SAVINGS
3820	K& BLADE	0600	1,717	1,428	289		
	ROOTRAKE	0601	528	762	-234		
	BEDDING	0609	396	635	-239		
	MACH. PLANT	0608	2,642	719	2,223		
	DRUM CHOP	0610	2,642	0	2,642		
3830	TSI	0604	1,321	0	1,321		
3850	TBR. ACCESS RDS.	0605	19,318	2,300 RADIOS 1,963	9,055		
3860	P.B. PLOWING	0602	3,962	5,733	-1,771		
	P.B. STANDBY	0606	3,962	2,959	1,003		
	SUPPRESSION	0607	13,542	959	12,583		
	WEEKEND STDBY	0603	1,982	0	1,982		
	TOTALS		52,012	23,158	28,854		




MISCELLANEOUS CHARGES

CAC	DESCRIPTION	JON	BUDGETED	OBLIGATED	AVAILABLE	NEEDED	SAVINGS
3B10	LONGRANGE PLAN		25,000	25,000	0		
	TAD	M102	3,000	1,985	1,015		
	FUEL: HEAVY Equip	M136	10,000	1,005	8,995		
3B60	RADIO RENTAL	M121	2,100	1,038	1,062		
	P.B. FUEL	M112	400	173 (M120) 582 (M134)	-355		
	REPLACE: 2-PE66	M112	0				
	REPLACE: 2-MVP	M112	0				
	AFFIRMS	M135	0				
	SPB DETECTION	M126	1,400	650	750		
	TOTALS		41,900	30,433	11,467		



FA 23 APPN/SHD 1761106.2720 PEC BE RON SFC H2


CAC	JOS	WC	E	MILITARY	MAN-HOURS MILITARY CIVILIAN	MILITARY SERVICES	CIVILIAN LABOR	SUPPLIES CONTRACT OTHER	PRIOR YEAR EXPENSES	TOTAL EXPENSES	UNFILLED ORDERS	TOTAL CY OBLIGATION
3B10	M001	2336	T	MATERIALS				164.43✓		164.43	21.76	186.19
		2336	U	LABOR	1.25		20.29✓			20.29		20.29
		2341	U	LABOR	4.00		61.05✓			61.05		61.05
		2343	U	LABOR	15.75		215.58✓			215.58		215.58
		2363	T	MATERIALS				47.62✓		47.62		47.62
		2363	U	LABOR	29.50		449.42✓			449.42		449.42
		2373	Z	EQUIP. USAGE				5.86✓		5.86		5.86
		2392	T	MATERIALS				11.65*		11.65		11.65
		2393	T	MATERIALS				85.13*		85.13		85.13
		*			50.50		746.34✓	314.69✓		1061.03	21.76	1082.79
M100	2392	Q		Contract Services				900.00		900.00	900.00	1800.00
	2392	T		MATERIALS				832.67*	994.81-	162.14-		832.67
	2392	U		LABOR	3539.25		56955.73✓			56955.73		56955.73
		*			3539.25		56955.73✓	1732.67*	994.81-	57693.59	900.00	59588.19
M101	2392	T		MATERIALS				263.79*		263.79		263.79
		*						263.79*		263.79		263.79
M102	2D92	U		LABOR	140.00		1379.46✓			1379.46		1379.46
	3D92	E		TAD				596.86✓		596.86		596.86
		*			140.00		1379.46✓	596.86✓		1976.32		1976.32
M103	2392	Q		Contract Services (NCS TUITION)				8.00✓		8.00	63.75	71.75
		*						8.00✓		8.00	63.75	71.75
M131	2372	T		MATERIALS				701.62✓		701.62	15.60	717.22
	2372	U		LABOR	49.00		785.27✓			785.27		785.27
		*			49.00		785.27✓	701.62✓		1486.89	15.60	1502.49
M133	2372	T		MATERIALS				1537.78✓	86.38-	1451.40		1537.78
	2372	U		LABOR	97.00		1528.63✓			1528.63		1528.63
		*			97.00		1528.63✓	1537.78✓	86.38-	2980.03		3066.03
M136	2392	V		FUEL				1004.50✓		1004.50		1004.50
		*						1004.50✓		1004.50		1004.50
		**			3875.75		61395.43✓	6159.91✓	1081.19-	66474.15	1001.11	68556.26



FA 23 APPN/SHD 1761106.2720 PEC BE RON SFC H2

CAC	JOS	MC	E	MAN-HOURS	MILITARY	CIVILIAN	MILITARY SERVICES	CIVILIAN LABOR	SUPPLIES CONTRACT OTHER	PRIOR YEAR EXPENSES	TOTAL EXPENSES	UNFILLED ORDERS	TOTAL CV OBLIGATIONS
3820	M105	2392	I									3875.00	3875.00
		2392	U			1340.00		11744.98 ✓			11744.98		11744.98
			*			1340.00		11744.98 ✓			11744.98	3875.00	15619.98
0600		2372	U			89.00		1427.81 ✓			1427.81		1427.81
		2372	Z						467.66		467.66		467.66
			*			89.00		1427.81 ✓	467.66		1895.47		1895.47
0601		2372	U			48.00		761.64 ✓			761.64		761.64
			*			48.00		761.64 ✓			761.64		761.64
0608		2372	U			16.00		243.06 ✓			243.06		243.06
		2372	Z						175.50 ✓		175.50		175.50
			*			16.00		243.06 ✓	175.50 ✓		418.56		418.56
0609		2372	U			40.00		634.70 ✓			634.70		634.70
			**			40.00		634.70 ✓			634.70		634.70
			**			1533.00		14812.19 ✓	643.16 ✓		15455.35	3875.00	19330.35
3830	M106	2392	I						81.90 X		81.90		81.90
		2392	U			746.00		6378.71 ✓			6378.71		6378.71
			*			746.00		6378.71 ✓	81.90 X		6460.61		6460.61
M108		2372	I						93.00 ✓		93.00		93.00
		2372	U			52.00		884.52 ✓			884.52		884.52
			*			52.00		884.52 ✓	93.00 ✓		977.52		977.52
M109		2372	U			50.00		854.00 ✓			854.00		854.00
			*			50.00		854.00 ✓			854.00		854.00
			**			848.00		8117.23 X	174.90 X		8292.13		8292.13
3840	M110	2392	I						1509.91*	219.33-	1290.58	3203.66	4713.57
		2392	U			1625.50		14350.67 ✓			14350.67		14350.67
			*			1625.50		14350.67 ✓	1509.91*	219.33-	15641.25	3203.66	19064.24
			**			1625.50		14350.67 ✓	1509.91*	219.33-	15641.25	3203.66	19064.24

Equipment usage should not be charged




APPN/SHD 1761106.2720 PEC 8E RON SFC H2

JOS	WC	E	MAN-HOURS	MILITARY	CIVILIAN	MILITARY SERVICES	CIVILIAN LABOR	SUPPLIES CONTRACT OTHER	PRIOR YEAR EXPENSES	TOTAL EXPENSES	UNFILLED ORDERS	TOTAL CY OBLIGATIONS
3850 0605	2372	U	LABOR		8.00		109.70✓			109.70		109.70
	2372	Z	EQUIPMENT USAGE					61.42✓		61.42		61.42
	2392	T	MATERIALS					1791.70✓		1791.70		1791.70
	*				8.00		109.70✓	1853.12✓		1962.82		1962.82
061	2372	T	MATERIALS						509.02	509.02		
	*								509.02	509.02		
0615	2372	T	MATERIALS						445.28	445.28		
	*								445.28	445.28		
	**				8.00		109.70✓	1853.12✓	954.30	2917.12		1962.82
3860 M112	2392	Q	Contract services								1308.00	1308.00
	2392	T	MATERIALS					1196.04*		1196.04		1196.04
	2392	U	LABOR		440.50		5094.04✓			5094.04		5094.04
	*				440.50		5094.04✓	1196.04*		6290.08	1308.00	7598.08
M113	2392	U	LABOR (Comp. EARNED)		6.00		83.88✓			83.88		83.88
	*				6.00		83.88✓			83.88		83.88
M120	2372	T	MATERIALS					29.92✓		29.92		29.92
	2372	V	FUEL					172.20✓		172.20		172.20
	*							202.12✓		202.12		202.12
M121	2392	Z	Equip. USAGE					1038.00✓		1038.00		1038.00
	*							1038.00✓		1038.00		1038.00
M126	2392	Q	Contract services					650.00✓		650.00	650.00	1300.00
	*							650.00✓		650.00	650.00	1300.00
M134	2392	U	LABOR		1929.25		20444.37✓			20444.37		20444.37
	2392	V	FUEL					581.06✓		581.06		581.06
	*				1929.25		20444.37✓	581.06✓		21025.43		21025.43

FY-86
JOBS

M&R
PIPEFLOW



FA 23 APPN/SHD 1761106.2720 PEC BE RON SFC H2

CAC	JOS	WC	E	MAN-HOURS	MILITARY SERVICES	CIVILIAN LABOR	SUPPLIES CONTRACT OTHER	PRIOR YEAR EXPENSES	TOTAL EXPENSES	UNFILLED ORDERS	TOTAL CY OBLIGATION
3860	0602	2372	U	LABOR		249.00	3838.55		3838.55		3838.55
		2372	Z	EQUIP. USAGE			1894.20		1894.20		1894.20
			*			249.00	1894.20		5732.75		5732.75
0606	2372	U	LABOR			174.50	2742.94		2742.94		2742.94
		2372	Z	EQUIP. USAGE			215.49		215.49		215.49
			*			174.50	215.49		2958.43		2958.43
0607	2372	U	LABOR			33.75	678.81		678.81		678.81
		2372	Z	EQUIP. USAGE			279.99		279.99		279.99
			*			33.75	279.99		958.80		958.80
			**			2833.00	6056.90		38939.49	1958.00	40897.49
			***			10723.25	16397.90	346.22-	147719.49	10037.77	158103.48

MARCH
1986

FY 86 ANNUAL INCREMENT

PERIOD ENDING: 28 FEB. 1986

BUDGETED	436,000
ALLOTTED BY HQMC	419,000
TRANSFER TO MT	19,000
REMAINING OPERATING FUNDS	400,000
OBLIGATED	167,390
ESTIMATED NEED	205,910
POSSIBLE SAVINGS	26,700

167,390.00
 10,575.38
 TOTAL EXTENSES
 177,965.38


\$19,000 BELOW REQUESTED BUDGET

21,495/month SALARIES

19,270/month SALARIES

\$2,225/month SAVINGS

	BUDGETED	OBLIGATED	AVAILABLE	NEEDED	SAVINGS
FORESTRY LABOR	257,937	96,398	161,539		
FORESTRY MATERIALS	17,051	13,352	3,699		
M&R FOR EQUIP.	31,100	5,521	25,579		
MISC LABOR		0	0		
SPECIFIC JON'S	52,012	22,588	29,424		
MISC. CHARGES	41,900	29,531	12,369		
	400,000	167,390	232,610		



FORESTRY LABOR CHARGED TO STANDING JON'S


CAC	DESCRIPTION	JON	BUDGETED	OBLIGATED	AVAILABLE	NEEDED	SAVINGS
3B10	SHOP SUPER.	M100	119,651	47,303	71,727		
	MANAGEMENT	M101					
	MISC. SUPPORT	M001		ALL MISC. LABOR ** 621			
3B20	REFORESTATION	M105	13,337	6731	6,606		
3B30	TSI	M106	8,938	6379	2,559		
3B40	TBR. SALES	M110	59,042	13,645	45,397		
3B50	TBR. ACCESS RDS	M111	5,685	0	5,685		
3B60	FIRE SUPPRESSION	M112	51,284	2561	29,565		
	SPB	M126					
	P. BURNING	M134		19,158			
	TOTALS		257,937	96,395	161,539		

* This is NOT FORESTRY but it can be paid for here.

FORESTRY MATERIALS CHARGED TO STANDING JON'S

CAC	DESCRIPTION	JON	BUDGETED	OBLIGATED	AVAILABLE	NEEDED	SAVINGS
3B10	SHOP SUPER	M100	1,500	1,501 *	- 560		
	MANAGEMENT	M101		264			
	MISC. SUPPORT	M001		ALL MISC. MATERIALS ** 295			
3B20	REFORESTATION	M105	9,000	6,035	-2,035	2,035	-2,035
3B30	TSI	M106	872	236 *	636		
3B40	TIMBER SALES	M110	7,682	2270 *	5412		
3B50	TBR. ACCESS RDS.	M111	0	MATERIALS CHARGED TO		0605	
3B60	FIRE SUPPRESSION	M112	2,997	2751 *	246		
	SPB	M126					
	P. BURNING	M134					
	TOTALS		17,051	13,352	3699		

* REQUISITIONS AS OF 3-10-86




ALL LABOR & MATERIALS FOR M&R OF FORESTRY EQUIPMENT

CAC	DESCRIPTION	JON	BUDGETED	OBLIGATED	AVAILABLE	NEEDED	SAVINGS
3810	M&R D-4	M131	15,000	1,417	13,583		
	M&R TD-15	M133	15,000	2,959	12,041		
3830	M&R PLANTER	M107	200	¹⁰⁰ 0	200		
	M&R CHOPPER	M108	200	978	-778		
	M&R BEDDER	M109	200	137	63		
3860	M&R PUMPER	M114					
	M&R PUMPER	M138					
	M&R 1-DISC	M120	250	²⁵⁰ 30	220		
	M&R 2-DISC	M139	250	0	250		
	TOTALS		31,100	5,521	25,579		


Other LABOR NOT INCLUDED WITH M&R OR SPECIFIC JON'S

CAC	DESCRIPTION	JON	BUDGETED	OBLIGATED	AVAILABLE	NEEDED	SAVINGS
3810	SUPER. & MGT.						
3820	REFORESTATION						
3830	T.S.F.						
3840	TBR. SALES						
3850	TBR. ACCESS RDS.						
3860	PROTECTION						
	TOTALS						




CHARGES TO SPECIFIC JOB ORDERS

CAC	DESCRIPTION	JON	BUDGETED	OBLIGATED	AVAILABLE	NEEDED	SAVINGS
3820	K&G BLADE	0600	1,717	1428	289	CLOSE	
	ROOTRAKE	0601	528	762	-234	CLOSE	
	BEDDING	0609	396	635	-239	CLOSE	
	MACH. PLANT	0608	2,642	244	2398		
	DRUM CHOP	0610	2,642	0	2642		
3830	TSI	0604	1,321	0	1321		
3850	TDR. ACCESS RDS.	0605	19,318	8,300 RADIOS 1,963	9,055		
3860	P.B. PLOWING	0602	3,962	5733	-1771	CLOSE	
	P.B. STANDBY	0606	3,962	2846	1116	CLOSE	
	SUPPRESSION	0607	13,542	677	12,865		
	WEEKEND STDBY	0603	1,982	0	1,982		
	TOTALS		52,012	22,588	29,424		



MISCELLANEOUS CHARGES

CAC	DESCRIPTION	JON	BUDGETED	OBLIGATED	AVAILABLE	NEEDED	SAVINGS
3B10	LONG RANGE PLAN		25,000	25,000	0		
	TAD	M102	3,000	1977	1023		
	FUEL: HEAVY EQUIP	M136	10,000	1005	8995		
3B60	RADIO RENTAL	M121	2,100	865	1235		
	P.B. FUEL	M134 M112	400	684	-284		
	REPLACE: 2-PE66	M112	0				
	REPLACE: 2-MVP	M112	0				
	AFFIRMS	M135	0				
	SPB DETECTION	M126	1,400	0	1400		
	TOTALS		41,900	29,531	12,369		



5722

FA 23 APPH/SMA 1761106-2720 PGC 06 AON SFC M2

CAC	JOB	MC	E	DESCRIPTION	MAN-HOURS MILITARY	CIVILIAN	MILITARY SERVICES	CIVILIAN LABOR	SUPPLIES CONTRACT OTHER	PROR YEAR EXPENSES	TOTAL EXPENSES	UNFILED ORDERS	TOTAL CV OBLIGATIONS
3M10	M001	2333	U	MATERIAL					158.03		158.03	28.16	186.19
		2334	U	LABOR		3.30		51.37			51.37		51.37
		2335	U	MATERIAL		3.25		118.21			118.21		118.21
		2336	U	LABOR		29.50		445.42	33.35		445.42	12.40	445.42
		2337	U	EQUIP USAGE					5.44		5.44		5.44
		2338	U	MATERIAL					11.13		11.13		11.13
		2339	U	MATERIAL					5.13		5.13		5.13
		2340	U	MATERIAL					11.13		11.13		11.13
		2341	U	MATERIAL					5.13		5.13		5.13
		2342	U	MATERIAL					5.13		5.13		5.13
		2343	U	MATERIAL					5.13		5.13		5.13
		2344	U	MATERIAL					5.13		5.13		5.13
		2345	U	MATERIAL					5.13		5.13		5.13
		2346	U	MATERIAL					5.13		5.13		5.13
		2347	U	MATERIAL					5.13		5.13		5.13
		2348	U	MATERIAL					5.13		5.13		5.13
		2349	U	MATERIAL					5.13		5.13		5.13
		2350	U	MATERIAL					5.13		5.13		5.13
		2351	U	MATERIAL					5.13		5.13		5.13
		2352	U	MATERIAL					5.13		5.13		5.13
		2353	U	MATERIAL					5.13		5.13		5.13
		2354	U	MATERIAL					5.13		5.13		5.13
		2355	U	MATERIAL					5.13		5.13		5.13
		2356	U	MATERIAL					5.13		5.13		5.13
		2357	U	MATERIAL					5.13		5.13		5.13
		2358	U	MATERIAL					5.13		5.13		5.13
		2359	U	MATERIAL					5.13		5.13		5.13
		2360	U	MATERIAL					5.13		5.13		5.13
		2361	U	MATERIAL					5.13		5.13		5.13
		2362	U	MATERIAL					5.13		5.13		5.13
		2363	U	MATERIAL					5.13		5.13		5.13
		2364	U	MATERIAL					5.13		5.13		5.13
		2365	U	MATERIAL					5.13		5.13		5.13
		2366	U	MATERIAL					5.13		5.13		5.13
		2367	U	MATERIAL					5.13		5.13		5.13
		2368	U	MATERIAL					5.13		5.13		5.13
		2369	U	MATERIAL					5.13		5.13		5.13
		2370	U	MATERIAL					5.13		5.13		5.13
		2371	U	MATERIAL					5.13		5.13		5.13
		2372	U	MATERIAL					5.13		5.13		5.13
		2373	U	MATERIAL					5.13		5.13		5.13
		2374	U	MATERIAL					5.13		5.13		5.13
		2375	U	MATERIAL					5.13		5.13		5.13
		2376	U	MATERIAL					5.13		5.13		5.13
		2377	U	MATERIAL					5.13		5.13		5.13
		2378	U	MATERIAL					5.13		5.13		5.13
		2379	U	MATERIAL					5.13		5.13		5.13
		2380	U	MATERIAL					5.13		5.13		5.13
		2381	U	MATERIAL					5.13		5.13		5.13
		2382	U	MATERIAL					5.13		5.13		5.13
		2383	U	MATERIAL					5.13		5.13		5.13
		2384	U	MATERIAL					5.13		5.13		5.13
		2385	U	MATERIAL					5.13		5.13		5.13
		2386	U	MATERIAL					5.13		5.13		5.13
		2387	U	MATERIAL					5.13		5.13		5.13
		2388	U	MATERIAL					5.13		5.13		5.13
		2389	U	MATERIAL					5.13		5.13		5.13
		2390	U	MATERIAL					5.13		5.13		5.13
		2391	U	MATERIAL					5.13		5.13		5.13
		2392	U	MATERIAL					5.13		5.13		5.13
		2393	U	MATERIAL					5.13		5.13		5.13
		2394	U	MATERIAL					5.13		5.13		5.13
		2395	U	MATERIAL					5.13		5.13		5.13
		2396	U	MATERIAL					5.13		5.13		5.13
		2397	U	MATERIAL					5.13		5.13		5.13
		2398	U	MATERIAL					5.13		5.13		5.13
		2399	U	MATERIAL					5.13		5.13		5.13
		2400	U	MATERIAL					5.13		5.13		5.13
		2401	U	MATERIAL					5.13		5.13		5.13
		2402	U	MATERIAL					5.13		5.13		5.13
		2403	U	MATERIAL					5.13		5.13		5.13
		2404	U	MATERIAL					5.13		5.13		5.13
		2405	U	MATERIAL					5.13		5.13		5.13
		2406	U	MATERIAL					5.13		5.13		5.13
		2407	U	MATERIAL					5.13		5.13		5.13
		2408	U	MATERIAL					5.13		5.13		5.13
		2409	U	MATERIAL					5.13		5.13		5.13
		2410	U	MATERIAL					5.13		5.13		5.13
		2411	U	MATERIAL					5.13		5.13		5.13
		2412	U	MATERIAL					5.13		5.13		5.13
		2413	U	MATERIAL					5.13		5.13		5.13
		2414	U	MATERIAL					5.13		5.13		5.13
		2415	U	MATERIAL					5.13		5.13		5.13
		2416	U	MATERIAL					5.13		5.13		5.13
		2417	U	MATERIAL					5.13		5.13		5.13
		2418	U	MATERIAL					5.13		5.13		5.13
		2419	U	MATERIAL					5.13		5.13		5.13
		2420	U	MATERIAL					5.13		5.13		5.13
		2421	U	MATERIAL					5.13		5.13		5.13
		2422	U	MATERIAL					5.13		5.13		5.13
		2423	U	MATERIAL					5.13		5.13		5.13
		2424	U	MATERIAL					5.13		5.13		5.13
		2425	U	MATERIAL					5.13		5.13		5.13
		2426	U	MATERIAL					5.13		5.13		5.13
		2427	U	MATERIAL					5.13		5.13		5.13
		2428	U	MATERIAL					5.13		5.13		5.13
		2429	U	MATERIAL					5.13		5.13		5.13
		2430	U	MATERIAL					5.13		5.13		5.13
		2431	U	MATERIAL					5.13		5.13		5.13
		2432	U	MATERIAL					5.13		5.13		5.13
		2433	U	MATERIAL					5.13		5.13		5.13
		2434	U	MATERIAL					5.13		5.13		5.13
		2435	U	MATERIAL					5.13		5.13		5.13
		2436	U	MATERIAL					5.13		5.13		5.13
		2437	U	MATERIAL					5.13		5.13		5.13
		2438	U	MATERIAL					5.13		5.13		5.13
		2439	U	MATERIAL					5.13		5.13		5.13
		2440	U	MATERIAL					5.13		5.13		5.13
		2441	U	MATERIAL					5.13		5.13		5.13
		2442	U	MATERIAL					5.13		5.13		5.13
		2443	U	MATERIAL					5.13		5.13		5.13
		2444	U	MATERIAL					5.13		5.13		5.13
		2445	U	MATERIAL					5.13		5.13		5.13
		2446	U	MATERIAL					5.13		5.13		5.13
		2447	U	MATERIAL					5.13		5.13		5.13
		2448	U	MATERIAL					5.13		5.13		5.13
		2449	U	MATERIAL					5.13		5.13		5.13
	</												



A 23 APPN/SHD 1761106-2720 PEC BE RON SFC H2

CAC	JOS	MC	E	MILITARY	MAN-HOURS MILITARY CIVILIAN	MILITARY SERVICES	CIVILIAN LABOR	SUPPLIES CONTRACT OTHER	PRIOR YEAR EXPENSES	TOTAL EXPENSES	UNFILLED ORDERS	TOTAL CV OBLIGATIONS
020	M105	2392	T	MATERIAL			6730.28 ✓			6730.28	3875.00	3875.00
		2392	U	LABOR			6730.28 ✓			6730.28	3875.00	6730.28
					773.00		6730.28 ✓			6730.28	3875.00	10605.28
0600	2372	U	LABOR		89.00		1427.81 ✓	467.66		1427.81		1427.81
	2372	Z	EQUIP USAGE				1427.81 ✓	467.66		1427.81		1427.81
					89.00		1427.81 ✓	467.66		1895.47		1895.47
0601	2372	U	LABOR		48.00		761.64 ✓			761.64		761.64
					48.00		761.64 ✓			761.64		761.64
0608	2372	U	LABOR		16.00		243.06 ✓	137.76		243.06		243.06
	2372	Z	EQUIP USAGE				243.06 ✓	137.76		243.06		243.06
					16.00		243.06 ✓	137.76		380.82		380.82
0609	2372	U	LABOR		40.00		634.70 ✓			634.70		634.70
					40.00		634.70 ✓			634.70		634.70
					960.00		9777.79 ✓	605.42		10483.21	3875.00	14358.21
030	M106	2392	T	MATERIAL			6378.71 ✓	81.90		6378.71		6378.71
	2392	U	LABOR				6378.71 ✓	81.90		6460.61		6460.61
					746.00		6378.71 ✓	81.90		6460.61		6460.61
M108	2372	T	MATERIAL				884.52 ✓	93.00		884.52		884.52
	2372	U	LABOR				884.52 ✓	93.00		977.52		977.52
					52.00		884.52 ✓	93.00		977.52		977.52
M109	2372	U	LABOR				136.64 ✓			136.64		136.64
					8.00		136.64 ✓			136.64		136.64
					8.00		136.64 ✓			136.64		136.64
					808.00		136.64 ✓	174.98		136.64		136.64
040	M110	2392	T	MATERIAL			13644.01 ✓	344.88	219.33-	1325.55	2986.88	1325.55
	2392	U	LABOR				13644.01 ✓	344.88	219.33-	13644.01	2986.88	13644.01
					1550.50		13644.01 ✓	344.88	219.33-	13644.01	2986.88	13644.01
					1550.50		13644.01 ✓	344.88	219.33-	13768.56	2986.88	16975.77

5909
DON GUEGANUS

KG

MACHINE
PLANT

INCLUDED
WHEN ORDERING

INCLUDED
WHEN ORDERED




1000
1000
1000



A 23 APPN/SHD 1761106-2720 REC 06 RON SFC H2

CAC	JOS	WC	E	MAN-HOURS	MILITARY SERVICES	CIVILIAN LABOR	SUPPLIES CONTRACT OTHER	PRIOR YEAR EXPENSES	TOTAL EXPENSES	UNFILLED ORDERS	TOTAL CY OBLIGATIONS
B50	0605	2372	U	LABOR		109.70 ✓			109.70		109.70
		2372	Z	EQUIP. USAGE			81.42 ✓		81.42		81.42
		2392	I	MATERIAL			1791.70 ✓		1791.70		1791.70
						8.00					
0612	2372	I	MATERIAL			109.70 ✓	1853.12 ✓		1962.82		1962.82
								509.02	509.02		
0615	2372	I	MATERIAL					509.02	509.02		
								445.28	445.28		
						8.00		445.28	445.28		
						109.70	1853.12	445.28	2417.12		1962.82
B60	M112	2392	I	MATERIAL			50.70		50.70	497.40	548.10
		2392	U	LABOR		2560.34 ✓			2560.34		2560.34
						202.50			2611.04	497.40	3108.44
						202.50					
M113	2392	U	LABOR			83.88			83.88		83.88
						6.00			83.88		83.88
						6.00			83.88		83.88
M120	2372	I	MATERIAL				29.92 ✓		29.92		29.92
		2372	V	FUEL			172.20 ✓		172.20		172.20
							202.12 ✓		202.12		202.12
M121	2392	Z	EQUIP. USAGE				865.00 ✓		865.00		865.00
							865.00 ✓		865.00		865.00
M126	2392	Q	CONTRACT SERVICES							1300.00	1300.00
										1300.00	1300.00
M134	2392	U	LABOR			19157.55 ✓			19157.55		19157.55
		2392	V	FUEL		20.881	511.02 ✓		511.02		511.02
						1838.00			19668.57		19668.57
0602	2372	U	LABOR			249.00			3818.55		3818.55

INCLUDED IN ORDERING



23 APPN/SHD 1761106-2720 PEO BE NON SEC H2

CAC	JOB	MC	E	MAN-HOURS		MILITARY SERVICES	CIVILIAN LABOR	SUPPLIES CONTRACT OTHER	PRIOR YEAR EXPENSES	TOTAL EXPENSES	UNFILLED ORDERS	TOTAL CY OBLIGATIONS
				MILITARY	CIVILIAN							
060	0602	2372	Z					1894.20 ✓		1894.20		1894.20
					249.00		3838.55 ✓	1894.20 ✓		5732.75		5732.75
0606	2372	2372	U		174.50		2742.94 ✓			2742.94		2742.94
			Z					102.27 ✓		102.27		102.27
					174.50		2742.94 ✓	102.27 ✓		2845.21		2845.21
07	2372	2372	U		18.25		414.20 ✓			414.20		414.20
			Z					262.53 ✓		262.53		262.53
					18.25		414.20 ✓	262.53 ✓		676.73		676.73
					2588.25		28797.46	1887.84	346.22	32492.89	1797.60	34482.49
					9071.75		11270.17	11568.94		22492.89	10811.90	331673.10

FEBRUARY
1986

FY 86 ANNUAL INCREMENT


PERIOD ENDING: 31 JANUARY, 1986

BUDGETED	<u>436,000</u>
ALLOTTED BY HQMC	<u>419,000</u>
TRANSFER TO MT	<u>19,000</u>
REMAINING OPERATING FUNDS	<u>400,000</u>
OBLIGATED	<u>134,563</u>
ESTIMATED NEED	<u>265,437</u>
POSSIBLE SAVINGS	<u>0</u>

\$19,000. BELOW REQUESTED BUDGET

	BUDGETED	OBLIGATED	AVAILABLE	NEEDED	SAVINGS
FORESTRY LABOR	257,937	76,359	181,578		
FORESTRY MATERIALS	17,051	12,486	4,565		
M & R FOR EQUIP.	31,100	4,496	26,604		
MISC. LABOR		542	-542		
SPECIFIC JON'S	52,012	11,718	40,294		
MISC. CHARGES	41,900	28,962	12,938		
	400,000	134,563	265,437		

21,495/MONTH (arrow pointing to BUDGETED column)
19,090/MO (arrow pointing to OBLIGATED column)




FORESTRY LABOR CHARGED TO STANDING JON'S

CAC	DESCRIPTION	JON	BUDGETED	OBLIGATED	AVAILABLE	NEEDED	SAVINGS
3B10	SHOP SUPER.	M100	119,651	37,725	81,926		
	MANAGEMENT	M101					
	MISC. SUPPORT	M001					
3B20	REFORESTATION	M105	13,337	2,604	10,733		
3B30	TSI	M106	8,938	6,379	2,559		
3B40	TBR. SALES	M110	59,042	11,386	47,656		
3B50	TBR. ACCESS RDS	M111	5,685	0	5,685		
3B60	FIRE SUPPRESSION	M112	51,284	2,191	33,019		
	SPB	M126					
	P. BURNING	M134		16,074			
	TOTALS		257,937	76,359	181,578		

FORESTRY MATERIALS CHARGED TO STANDING JON'S

CAC	DESCRIPTION	JON	BUDGETED	OBLIGATED	AVAILABLE	NEEDED	SAVINGS
3B10	SHOP SUPER.	M100	1,500	1501*	-292		
	MANAGEMENT	M101		264			
	MISC. SUPPORT	M001		27			
3B20	REFORESTATION	M105	4,000	6,035*	-2,035	2,035	-2,035
3B30	TSI	M106	872	237*	635		
3B40	TIMBER SALES	M110	7,682	2,098*	5,584		
3B50	TBR. ACCESS RDS.	M111	11,024	MATERIALS CHARGED TO 0605			
3B60	FIRE SUPPRESSION	M112	2,997	2,324*	673		
	SPB	M126					
	P. BURNING	M134					
	TOTALS		17,051	12,486	4,565		

* REQUISITIONED AS OF 2-10-86





ALL LABOR & MATERIALS FOR M&R OF FORESTRY EQUIPMENT

CAC	DESCRIPTION	JON	BUDGETED	OBLIGATED	AVAILABLE	NEEDED	SAVINGS
3810	M&R D-4	M131	15,000	1,251	13,749		
	M&R TD-15	M133	15,000	2,911	12,089		
3830	M&R PLANTER	M107	200	²⁰⁰ 0	200		
	M&R CHOPPER	M108	200	304	-104		
	M&R BEDDER	M109	200	0	200		
3860	M&R PUMPER	M114					
	M&R PUMPER	M138					
	M&R 1-DISC	M120	250	²⁵⁰ 30	220		
	M&R 2-DISC	M134	250	0	250		
	TOTALS		31,100	4,496	26,604		

OTHER LABOR NOT INCLUDED WITH M&R OR SPECIFIC JON'S


CAC	DESCRIPTION	JON	BUDGETED	OBLIGATED	AVAILABLE	NEEDED	SAVINGS
3810	SUPER. & MGT.	M113 001 001	0	84 452 6 → EQUIP. USAGE			
3820	REFORESTATION						
3830	T.S.F.						
3840	TBR. SALES						
3850	TBR. ACCESS PDS.						
3860	PROTECTION						
	TOTALS		0	542	-542		





MISCELLANEOUS CHARGES

CAC	DESCRIPTION	JON	BUDGETED	OBLIGATED	AVAILABLE	NEEDED	SAVINGS
3B10	LONG RANGE PLAN		25,000	25,000	0		
	TAD	M102	3,000	1,897	1,103		
	FUEL: HEAVY Equip	M136	10,000	991	9,009		
3B60	RADIO RENTAL	M121	2,100	692	1,408		
	P.B. FUEL	M112	400	382	18		
	REPLACE: 2-PE66	M112	0	—	—		
	REPLACE: 2-MVP	M112	0	—	—		
	AFFIRMS	M135	0	—	—		
	SPB DETECTION	M126	1,400	0	1,400		
	TOTALS		41,900	28,962	12,938		



FA 23 APPN/SHD 1761106.2720 PEC BE RON SFC H2

CAC	JOS	WC	E	MAN-HOURS	MILITARY SERVICES	CIVILIAN LABOR	SUPPLIES CONTRACT OTHER	PRIOR YEAR EXPENSES	TOTAL EXPENSES	UNFILLED ORDERS	TOTAL CY OBLIGATIONS
3810	M001	2341	U LABOR	→ CABR SHOP		53.37✓			53.37		53.37
		2363	T MATERIAL	→ SHEET METAL			26.68✓		26.68	19.26	45.94
		2363	U LABOR	→ "H.E. SHOP"		398.22✓			398.22		398.22
		2373	Z Equip. USAGE	→ "H.E. SHOP"			5.86	→	5.86		5.86
		*				29.50			484.13	19.26	503.39
	M100	2392	Q CONTRACT SERVICE							1800.00	1800.00
		2392	T MATERIAL				310.12✓	994.81-	684.69-		310.12
		2392	U LABOR			2346.75			37724.64		37724.64
		*				2346.75			37039.95	1800.00	39834.76
	M101	2392	T MATERIAL				263.79✓		263.79		263.79
		*					263.79✓		263.79		263.79
	M102	2092	U LABOR			140.00	1379.46✓		1379.46		1379.46
		3092	E TAD				516.86✓		516.86		516.86
		*				140.00	1379.46✓		1896.32		1896.32
	M103	2392	Q CONTRACT SERVICES							63.75	63.75
		*								63.75	63.75
	M131	2372	T MATERIAL				662.18✓		662.18		662.18
		2372	U LABOR			36.00	588.22✓		588.22		588.22
		*				36.00	588.22✓		1250.40		1250.40
	M133	2372	T MATERIAL				1453.94✓	94.66-	1359.28		1453.94
		2372	U LABOR			92.00	1456.70✓		1456.70		1456.70
		*				92.00	1456.70✓	94.66-	2815.98		2910.64
	M136	2392	V FUEL				990.56✓		990.56		990.56
		**				2644.25	990.56✓	1089.47-	990.56	1883.01	990.56
		**					4229.99✓		44741.13		47713.01
	3820	M105	2392	T MATERIAL						3875.00	3875.00
			2392	U LABOR		304.00	2603.49✓		2603.49		2603.49
		*				304.00	2603.49✓		2603.49	3875.00	6478.49

Misc Support

SHOP SUPERVISION

MANAGEMENT


TAD

M&P A

M&P 10-15

FUEL FOR FOR. ENG. EQUIPMENT

Reoperation



FA 23 APPN/SHD 1761106.2720 PEC 0E RON SFC H2

CAC	JOS	WC	E	MAN-HOURS	MILITARY SERVICES	CIVILIAN LABOR	SUPPLIES CONTRACT OTHER	PRIOR YEAR EXPENSES	TOTAL EXPENSES	UNFILLED ORDERS	TOTAL CY OBLIGATIONS
3820	0600	2372	U	LABOR		89.00	1427.81✓		1427.81		1427.81
		2372	Z	EQUIP. USAGE			467.66		467.66		467.66
			*			89.00	1427.81✓		1895.47		1895.47
0601	2372	U	LABOR			48.00	761.64✓		761.64		761.64
			*			48.00	761.64✓		761.64		761.64
0608	2372	U	LABOR			8.00	116.12		116.12		116.12
		2372	Z	EQUIP. USAGE			137.76		137.76		137.76
			*			8.00	116.12		253.88		253.88
0609	2372	U	LABOR			24.00	380.82✓		380.82		380.82
			*			24.00	380.82✓		380.82		380.82
			**			473.00	5289.88	605.42	5895.30	3875.00	9770.30
3830	M106	2392	I	MATERIAL			69.90		69.90	12.00	81.90
		2392	U	LABOR		746.00	6378.71✓		6378.71		6378.71
			*			746.00	6378.71✓	69.90	6448.61	12.00	6460.61
			*			18.00	303.80✓		303.80		303.80
			**			18.00	303.80✓		303.80		303.80
			**			764.00	6682.51	69.90	6752.41	12.00	6764.41
40	M110	2392	I	MATERIAL			182.15	177.84-	4.31	2660.00	2842.15
		2392	U	LABOR		1306.50	11385.36✓		11385.36		11385.36
			*			1306.50	11385.36✓	182.15	11389.67	2660.00	14227.51
			**			1306.50	11385.36✓	182.15	11389.67	2660.00	14227.51
3850	0605	2372	U	LABOR		8.00	109.70✓		109.70		109.70
		2372	Z	EQUIP. USAGE			61.42✓		61.42		61.42
			*			8.00	109.70✓		171.12		171.12
0612	2372	I	MATERIAL					509.02	509.02		
			*					509.02	509.02		



FA 23 APPN/SHD 1761106.2720 PEC 8E RON SFC H2

CAC	JOS	WC	E	MAN-HOURS	MILITARY	CIVILIAN	MILITARY SERVICES	CIVILIAN LABOR	SUPPLIES CONTRACT OTHER	PRIOR YEAR EXPENSES	TOTAL EXPENSES	UNFILLED ORDERS	TOTAL CY OBLIGATIONS
3950	0615	2372	T	MATERIAL						445.28	445.28		
			**			8.00		109.70	61.42	445.28	445.28		171.12
			**						954.30	954.30	1125.42		
3960	M112	2392	T	MATERIAL					16.90		16.90	33.80	50.70
		2392	U	LABOR		170.00		2190.57			2190.57		2190.57
			*			170.00		2190.57	16.90		2207.47	33.80	2241.27
	M113	2392	U	LABOR		6.00		83.88			83.88		83.88
			*			6.00		83.88			83.88		83.88
	M120	2372	T	MATERIAL					29.92		29.92		29.92
			*						29.92		29.92		29.92
	M121	2392	Z	EQUIP. USAGE					692.00		692.00		692.00
			*						692.00		692.00		692.00
	M126	2392	Q	CONTRACT SERVICES								1300.00	1300.00
			*									1300.00	1300.00
	M134	2392	U	LABOR		1593.00		16073.78			16073.78		16073.78
		2392	V	FUEL					381.55		381.55		381.55
			*			1593.00		16073.78	381.55		16455.33		16455.33
	0602	2372	U	LABOR		249.00		3832.89			3832.89		3832.89
		2372	Z	EQUIP. USAGE					1894.20		1894.20		1894.20
			*			249.00		3832.89	1894.20		5727.09		5727.09
	0606	2372	U	LABOR		154.50		2425.59			2425.59		2425.59
		2372	Z	EQUIP. USAGE					26.79		26.79		26.79
			*			154.50		2425.59	26.79		2452.38		2452.38
	0607	2372	U	LABOR		18.25		414.20			414.20		414.20
		2372	Z	EQUIP. USAGE					262.53		262.53		262.53
			*			18.25		414.20	262.53		676.73		676.73
			**			2190.75		25020.91	3303.89		28324.80	1333.80	29658.60
			***			7386.50		90088.97	8452.77	313.01-	98228.73	9763.81	108305.55

USE FIGURES FROM REQUISITION BOOK

COMP EARNED

MER DISC MATRNS

RADIOS

SPB

CONTROL BURNING

P.B. LINES

P.B. STANDBY

FIRE SUPPRESSION

JANUARY
1986

FY 86 ANNUAL INCREMENT

PERIOD ENDING: 31 DECEMBER 1985

BUDGETED	<u>436,000</u>
ALLOTTED BY HQMC	<u>419,000</u>
TRANSFER TO MT	<u>19,000</u>
REMAINING OPERATING FUNDS	<u>400,000</u>
OBLIGATED	_____
ESTIMATED NEED	_____
POSSIBLE SAVINGS	_____

\$19,000 BELOW REQUESTED BUDGET

	BUDGETED	OBLIGATED	AVAILABLE	NEEDED	SAVINGS
FORESTRY LABOR	257,937	55,110	202,827		
FORESTRY MATERIALS	17,051	10,259	6,792		
M&R FOR EQUIP.	31,100	3,812	27,288		
MISC. LABOR	0	391	-391		
SPECIFIC JOB'S	52,012	9,270	42,742		
MISC. CHARGES	41,900	2,757	39,143		
	400,000	81,599	318,401		

21,495/MONTH (arrow pointing to OBLIGATED for FORESTRY LABOR)
 18,370/month (arrow pointing to OBLIGATED for FORESTRY MATERIALS)



10/10/10

10/10/10
10/10/10
10/10/10

10/10/10
10/10/10
10/10/10

FORESTRY LABOR CHARGED TO STANDING JON'S


CAC	DESCRIPTION	JON	BUDGETED	OBLIGATED	AVAILABLE	NEEDED	SAVINGS
3B10	SHOP SUPER.	M100	119,651	26,985	92,666		
	MANAGEMENT	M101					
	MISC. SUPPORT	M001					
3B20	REFORESTATION	M105	13,337	67	13,270		
3B30	TSI	M106	8,938	6,379	2,559		
3B40	TBR. SALES	M110	59,042	9,022	50,020		
3B50	TBR. ACCESS RDS	M111	5,685	0	5,685		
3B60	FIRE SUPPRESSION	M112	51,284	1,643	38,627		
	SPB	M126					
	P. BURNING	M134		11,014			
	TOTALS		257,937	55,110	202,827		

\$18,370/MONTH

FORESTRY MATERIALS CHARGED TO STANDING JON'S

CAC	DESCRIPTION	JON	BUDGETED	OBLIGATED	AVAILABLE	NEEDED	SAVINGS
3B10	SHOP SUPER	M100	1,500	1,160*	76		
	MANAGEMENT	M101		264			
	MISC. SUPPORT	M001					
3B20	REFORESTATION	M105	9,000	6,035*	-2,035	2,035	-2,035
3B30	TSI	M106	872	237*	635		
3B40	TIMBER SALES	M110	7,682	1,197*	6,485		
3B50	TBR. ACCESS RDS.	M111	0	MATERIALS CHARGED TO		0605	
3B60	FIRE SUPPRESSION	M112	2,997	1,366*	1,631		
	SPB	M126					
	P. BURNING	M134					
	TOTALS		17,051	10,259	6,792		

*REQUISITIONED AS OF 1-8-86




All LABOR & MATERIALS FOR M&R OF FORESTRY EQUIPMENT


CAC	DESCRIPTION	JON	BUDGETED	OBLIGATED	AVAILABLE	NEEDED	SAVINGS
3810	M&R D-4	M131	15,000	1,161	13,839		
	M&R TD-15	M133	15,000	2,625	12,375		
3830	M&R PLANTER	M107	200	²⁰⁰ 0	200		
	M&R CHOPPER	M108	200	0	200		
	M&R BEDDER	M109	200	0	200		
3860	M&R PUMPER	M114					
	M&R PUMPER	M138					
	M&R 1-DISC	M120	250	²⁵⁰ 26	174		
	M&R 2-DISC	M139	250	0	200		
	TOTALS		31,100	3,812	27,288		

→ And materials

Other LABOR NOT INCLUDED WITH M&R OR SPECIFIC JON'S


CAC	DESCRIPTION	JON	BUDGETED	OBLIGATED	AVAILABLE	NEEDED	SAVINGS
3810	SUPER. & M&T.	⁰⁰¹ 001	0	391	0	391	
3820	REFORESTATION						
3830	T.S.F.						
3840	TBR. SALES						
3850	TBR. ACCESS PDS.						
3860	PROTECTION						
	TOTALS						






MISCELLANEOUS CHARGES

CAC	DESCRIPTION	JON	BUDGETED	OBLIGATED	AVAILABLE	NEEDED	SAVINGS
3B10	LONGRANGE PLAN		25,000	0			
	TAD	M102	3,000	1,897			
	FUEL: HEAVY Equip	M136	10,000	656			
3B60	RADIO RENTAL	M121	2,100	0			
	P.B. FUEL	M112	400	204			
	REPLACE: 2-PE66	M112	0	0			
	REPLACE: 2-MVP	M112	0	0			
	AFFIRMS	M135	0	0			
	SPB DETECTION	M126	1,400	0			
	TOTALS		41,900	2,757	39,143		




MONTHLY CHARGES BY MOTOR TRANSPORT

<i>MONTH</i>	<i>BUDGETED</i>	<i>MONTHLY COST</i>	<i>CUMULATIVE COST</i>	<i>REMAINING</i>	<i>MAINT.</i>	<i>FUEL</i>
<i>OCTOBER</i>	<i>19,000</i>					
<i>NOVEMBER</i>						
<i>DECEMBER</i>						
<i>JANUARY</i>						
<i>FEBRUARY</i>						
<i>MARCH</i>						
<i>APRIL</i>						
<i>MAY</i>						
<i>JUNE</i>						
<i>JULY</i>						
<i>AUGUST</i>						
<i>SEPTEMBER</i>						
<i>TOTAL</i>	<i>19,000</i>					



FA 23 APPN/SHD 1761106.2720 PEC 9E RON SFC H2

CAC	JOS	WC	E	MILITARY	MAN-HOURS CIVILIAN	MILITARY SERVICES	CIVILIAN LABOR	SUPPLIES CONTRACT OTHER	PRIOR YEAR EXPENSES	TOTAL EXPENSES	UNFILLED ORDERS	TOTAL CY OBLIGATIONS
3310	M001	2341	U	LABOR	CARP. SHOP		53.37			53.37		53.37
		2363	T	MAT.	USAGE SHEET METAL			26.68		26.68		26.68
		2363	U	LABOR	" "		304.29			304.29		304.29
		2373	Z	EQUIP.	H. EQUIP SHOP			5.86		5.86		5.86
		*					23.50	32.54		390.20		390.20
M100		2392	T	MAT.					994.81-	994.81-	709.04	709.04
		2392	U	LABOR			1650.25			26984.22		26984.22
		*					1650.25		994.81-	25989.41	709.04	27693.26
M101		2392	T	MAT.				263.79		263.79		263.79
		*						263.79		263.79		263.79
M102		2092	U	LABOR			140.00			1379.46		1379.46
		3092	E	TAD				516.86		516.86		516.86
		*					140.00	1897		1896.32		1896.32
M103		2392	Q	CONTRACT SERVICES				516.86			63.75	63.75
		*									63.75	63.75
M131		2372	T	MAT.			32.00	638.56		638.56		638.56
		2372	U	LABOR			522.32			522.32		522.32
		*					32.00	638.56		1160.88		1160.88
M133		2372	T	MAT.			82.00	1333.28	94.66-	1238.62	119.76	1453.04
		2372	U	LABOR			1290.75			1290.75		1290.75
		*					82.00	1333.28	94.66-	2529.37	119.76	2743.79
M134		2392	V	FUEL				656.00		656.00		656.00
		**					1927.75	656.00	1089.47-	32885.97	692.55	34867.99
3320	M105	2392	T	MAT.			8.00			66.60	3875.00	3875.00
		2392	U	LABOR						66.60		66.60
		*					8.00			66.60	3875.00	3941.60



FA 23 APPH/SHD 1761106.2720 PEC BE RON SFC H2

274418
13 HRS @
274418 @ 2120 73366

CAC	JOB	WC	E	MILITARY	MAN-HOURS		MILITARY SERVICES	CIVILIAN LABOR	SUPPLIES CONTRACT		PRIOR YEAR EXPENSES	TOTAL EXPENSES	UNFILLED ORDERS	TOTAL CY OBLIGATIONS
					MILITARY	CIVILIAN			OTHER	OTHER				
3820	0600	2372	U	LABOR	104.00	104.00		1672.87			1672.87		1672.87	
		2372	Z	EQUIP USAGE					467.66	467.66	467.66			
		*			104.00	104.00		1672.87		467.66	2140.53		2140.53	
0601	2372	U	LABOR		48.00	48.00		761.64			761.64		761.64	
		*			48.00	48.00		761.64			761.64		761.64	
0608	2372	Z							137.76		137.76		137.76	
		**			160.00	160.00		2501.11	137.76	605.42	3106.53	3875.00	6981.53	
3830	M106	2392	T	MAT.				6378.71			6378.71	69.90	6378.71	
		2392	U	LABOR		746.00	746.00	6378.71			6378.71	69.90	6448.61	
		*			746.00	746.00	6378.71			6378.71	69.90	6448.61		
		**			746.00	746.00	6378.71			6378.71	69.90	6448.61		
3840	M110	2392	T	MAT.				9021.11	182.15		126.93	55.22	2540.00	2722.15
		2392	U	LABOR		1026.50	1026.50	9021.11	182.15		126.93	9021.11	2540.00	9021.11
		*			1026.50	1026.50	9021.11	182.15		126.93	9076.33	2540.00	11743.26	
		**			1026.50	1026.50	9021.11	182.15		126.93	9076.33	2540.00	11743.26	
3850	0605	2372	U	LABOR	8.00	8.00		109.70			109.70		109.70	
		2372	Z	EQUIP. USAGE					61.42		61.42		61.42	
		*			8.00	8.00		109.70			171.12		171.12	
		**			8.00	8.00		109.70			171.12		171.12	
3860	M112	2392	T	MAT.				1642.56	16.90			16.90		16.90
		2392	U	LABOR		122.00	122.00	1642.56			1642.56		1642.56	
		*			122.00	122.00	1642.56		16.90		1659.46		1659.46	
M120	2372	T	MAT.					25.22			25.22	10.70	35.92	
		*						25.22			25.22	10.70	35.92	
M126	2392	Q	CONTRACT SERVICES									1300.00	1300.00	
		*										1300.00	1300.00	

KG


ROOTEARS

MACHINE PLANT

8 HRS @ 274418

These ARE NOT VALID CHARGES MUST BE BACKED OUT!
Don will get with Betty and get these backed 1-3-86

245.06
222.60
2734316
21 HRS



FA 23 APPN/SHD 1761106.2720 PEC BE RON SFC H2

CAC	JOS	WC	E	MILITARY	MAN-HOURS MILITARY CIVILIAN	MILITARY SERVICES	CIVILIAN LABOR	SUPPLIES CONTRACT OTHER	PRIOR YEAR EXPENSES	TOTAL EXPENSES	UNFILLED ORDERS	TOTAL CY OBLIGATIONS
5260	M134	2392	U		1125.00		11013.60 ✓			11013.60		11013.60
		2392	V					203.58 ✓		203.58		203.58
			*		1125.00		11013.60 ✓	203.58 ✓		11217.18		11217.18
0602	2372	U			265.00		4072.62			4072.62		4072.62
	2372	Z						1894.20		1894.20		1894.20
			*		265.00		4072.62	1894.20		5966.82		5966.82
0607	2372	U			13.25		414.20 ✓			414.20		414.20
	2372	Z						262.53 ✓		262.53		262.53
			*		18.25		414.20 ✓	262.53 ✓		676.73		676.73
			**		1530.25		17142.98	2402.43		19545.41	1310.70	20856.11
			***		5398.50		65688.02	6692.45	1216.40-	71164.07	8688.15	81068.62

*SOME OF THIS
MUST BE BACKED
OUT.*

DECEMBER
1985

FY 86 ANNUAL INCREMENT

PERIOD ENDING: 30 NOVEMBER 1985


BUDGETED	<u>436,000</u>
ALLOTTED BY HQMC	<u>419,000</u>
TRANSFER TO MT	<u>19,000</u>
REMAINING OPERATING FUNDS	<u>400,000</u>
OBLIGATED	<u> </u>
ESTIMATED NEED	<u> </u>
POSSIBLE SAVINGS	<u> </u>

\$19,000 BELOW REQUESTED BUDGET

16.7% of the
FY has gone
17.0% of BUDGET
has been obligated

	BUDGETED	OBLIGATED	AVAILABLE	NEEDED	SAVINGS
FORESTRY LABOR	257,937	37,647 (14.6)	220,290		
FORESTRY MATERIALS	17,051	8737* (51.2)	8314		
M & R FOR EQUIP.	31,100	1911 (6.1)	29189		
MISC. LABOR	0	197	-197		
SPECIFIC JOBS	52,012	5043 (9.7)	46969		
MISC. CHARGES	41,900	2559 (6.1)	39341		
	400,000	56,094 (14.0)	343,906		

* includes all forestry requisitions that have left this office this FY.




FORESTRY LABOR CHARGED TO STANDING JON'S

CAC	DESCRIPTION	JON	BUDGETED	OBLIGATED	AVAILABLE	NEEDED	SAVINGS
3B10	SHOP SUPER.	M100	119,651	19,331	100,320		5,255
	MANAGEMENT	M101		0.			
	MISC. SUPPORT	M001		0			
3B20	REFORESTATION	M105	13,337	0	13,337		
3B30	TSI	M106	8,938	5867	3,071		
3B40	TBR. SALES	M110	59,042	6235	52,807		
3B50	TBR. ACCESS RDS	M111	5,685	0	5,685		
3B60	FIRE SUPPRESSION	M112	51,284	749	45,070		
	SPB	M126					
	P. BURNING	M134		5465			
	TOTALS		257,937	37,647	220,290		

FORESTRY MATERIALS CHARGED TO STANDING JON'S

CAC	DESCRIPTION	JON	BUDGETED	OBLIGATED	AVAILABLE	NEEDED	SAVINGS
3B10	SHOP SUPER	M100	1,500	1159*	341		
	MANAGEMENT	M101		267			
	MISC. SUPPORT	M001					
3B20	REFORESTATION	M105	9,000	6,035*	-2,035	2,035	-2,035
3B30	TSI	M106	872	237*	635		
3B40	TIMBER SALES	M110	7,682	1090*	6592		
3B50	TBR. ACCESS RDS	M111	0	MATERIALS CHARGED TO		0605	
3B60	FIRE SUPPRESSION	M112	2,997	216*	2781		
	SPB	M126					
	P. BURNING	M134					
	TOTALS		17,051	8737	8314		

* REQUISITIONED AS OF 12-10-85





ALL LABOR & MATERIALS FOR M&R OF FORESTRY EQUIPMENT

CAC	DESCRIPTION	JON	BUDGETED	OBLIGATED	AVAILABLE	NEEDED	SAVINGS
3810	M&R D-4	M131	15,000	127	14,873		
	M&R TD-15	M133	15,000	1,784	13,216		
3830	M&R PLANTER	M107	200	²⁰⁰ 0	200		
	M&R CHOPPER	M108	200	0	200		
	M&R BEDDER	M109	200	0	200		
3860	M&R PUMPER	M114					
	M&R PUMPER	M138					
	M&R 1-DISC	M120	250	²⁵⁰ 0	250		
	M&R 2-DISC	M134	250	0	250		
	TOTALS		31,100	1,911	29,189		

OTHER LABOR NOT INCLUDED WITH M&R OR SPECIFIC JON'S


CAC	DESCRIPTION	JON	BUDGETED	OBLIGATED	AVAILABLE	NEEDED	SAVINGS
3810	SUPER. & M&T.	M001	0	197	0		
3820	REFORESTATION						
3830	T.S.F.						
3840	TBR. SALES						
3850	TBR. ACCESS POS.						
3860	PROTECTION						
	TOTALS		0	197	0	-197	





MISCELLANEOUS CHARGES

CAC	DESCRIPTION	JON	BUDGETED	OBLIGATED	AVAILABLE	NEEDED	SAVINGS
3B10	LONG RANGE PLAN		25,000	0	25,000		
	TAD	M102	3,000	1896	1104		
	FUEL: HEAVY Equip	M136	10,000	656	9344		
3B60	RADIO RENTAL	M121	2,100	0	2100		
	P.B. FUEL	M112	400	7	393		
	REPLACE: 2-PE66	M112	0				
	REPLACE: 2-MVP	M112	0				
	AFFIRMS	M135	0				
	SPB DETECTION	M126	1,400	0	1400		
	TOTALS		41,900	2559	39341		



FA 23 APPN/SHD 1761106.2720 PEC BE RON SFC H2


CAC	JOS	WC	E	MAN-HOURS	MILITARY	CIVILIAN	MILITARY SERVICES	CIVILIAN LABOR	SUPPLIES CONTRACT OTHER	PRIOR YEAR EXPENSES	TOTAL EXPENSES	UNFILLED ORDERS	TOTAL CY OBLIGATIONS
8810	M001	2341	U	LABOR		3.50		53.37✓			53.37		53.37
*	MISC:	2363	T	MATERIALS					26.68✓		26.68		26.68
	SUPPORT	2363	U	LABOR		8.00		115.68✓			115.68		115.68
		2373	Z	EQUIP. USAGE					1.55✓		1.55		1.55
			*			11.50		169.05✓	28.23		197.28		197.28
M100	2392	T	MATERIALS									709.04	709.04
SHD	2392	U	LABOR	MANAGEMENT		1201.75		19331.20✓			19331.20		19331.20
SUPER.		*				1201.75		19331.20✓			19331.20	709.04	20040.24
M101	2392	T	MATERIALS						263.79✓		263.79		263.79
MANAGEMENT		*							263.79✓		263.79		263.79
M102	2092	U	LABOR			140.00		1379.46✓			1379.46		1379.46
TAD	3092	E	TAD						516.86✓		516.86		516.86
		*				140.00		1379.46✓	516.86✓		1896.32		1896.32
M103	2392	U	SERVICES/ CONTRACT									76.50	76.50
		*										76.50	76.50
M131	2372	U	LABOR			8.00		126.94✓			126.94		126.94
MER. D-4		*				8.00		126.94✓			126.94		126.94
M133	2372	T	MATERIALS						556.68✓	94.66-	462.02	143.12	699.80
MER	2372	U	LABOR			78.00		1227.28✓			1227.28		1227.28
TD-15		*				78.00		1227.28✓	556.68✓	94.66-	1689.30	143.12	1927.08
M136	2392	V	FUEL						656.00✓		656.00		656.00
FUEL FOR		*							656.00✓		656.00		656.00
FLEET EQUIP		**				1439.25		22233.93✓	2021.56	94.66-	24160.83	928.66	25184.15
820	M105	2392	T	MATERIALS								3875.00	3875.00
* REFORESTATION		*										3875.00	3875.00



FA 23 APPN/SHD 1761106.2720 PEC BE RON SFC H2

CAC	JOS	WC	E	MILITARY	MAN-HOURS CIVILIAN	MILITARY SERVICES	CIVILIAN LABOR	SUPPLIES CONTRACT OTHER	PRIOR YEAR EXPENSES	TOTAL EXPENSES	UNFILLED ORDERS	TOTAL CY OBLIGATIONS
3820	0600	2372	U	LABOR	104.00		1672.87			1672.87		1672.87
	K-G	2372	Z	EQUIP USAGE				467.66		467.66		467.66
			*		104.00		1672.87	467.66		2140.53		2140.53
	0601	2372	U	LABOR	48.00		761.64			761.64		761.64
	ROOT RAKE		*		48.00		761.64			761.64		761.64
	0603	2372	Z	EQUIP USAGE				137.76		137.76		137.76
	MACHINE PLANT		**					137.76		137.76		137.76
			**		152.00		2434.51	605.42		3039.93	3875.00	6914.93
★	3830	M106	2392	T	MATERIALS						69.90	69.90
	TSI	2392	U	LABOR	682.00		5867.05			5867.05		5867.05
			**		682.00		5867.05			5867.05	69.90	5936.95
			**		682.00		5867.05			5867.05	69.90	5936.95
★	3840	M110	2392	T	MATERIALS			47.20	127.29-	80.09-	2540.00	2587.20
	TIMBER SALES	2392	U	LABOR	705.50		6234.50			6234.50		6234.50
			*		705.50		6234.50	47.20	127.29-	6154.41	2540.00	8821.70
			**		705.50		6234.50	47.20	127.29-	6154.41	2540.00	8821.70
★	3850	0605	2372	U	LABOR		109.70			109.70		109.70
	TIMBER ACCESS ROADS	2372	Z	EQUIP USAGE	8.00			61.42		61.42		61.42
			*		8.00		109.70	61.42		171.12		171.12
			**		8.00		109.70	61.42		171.12		171.12
★	3860	M112	2392	T	MATERIALS						16.90	16.90
	FIRE FIGHTING	2392	U	LABOR	62.75		749.37			749.37		749.37
			*		62.75		749.37			749.37	16.90	766.27
	M120	2372	T	MATERIALS							35.92	35.92
	MEK 20150		*								35.92	35.92
	M134	2392	U	LABOR	535.50		5464.87			5464.87		5464.87
	PRESCRIBED BURNING	2392	V	FUEL				7.47		7.47		7.47
			*		535.50		5464.87	7.47		5472.34		5472.34

These need to be BACKED out. CALLED DON ON re/roles WILL RETURN CALL



FA 25 APPN/SHD 1761106.2720 PEC BE RON SFC H2

CAC	JOS	WC	E	MILITARY	CIVILIAN	MILITARY SERVICES	CIVILIAN LABOR	SUPPLIES CONTRACT OTHER	PRIOR YEAR EXPENSES	TOTAL EXPENSES	UNFILLED ORDERS	TOTAL CY OBLIGATIONS
0600	0602	2372	U	LABOR	126.00		1835.56			1835.56		1835.56
			*		126.00		1835.56			1835.56		1835.56
	0607	2372	U	LABOR	15.25		355.51			355.51		355.51
		2372	Z	EQUIP. USAGE				245.31		245.31		245.31
			*		15.25		355.51	245.31		600.82		600.82
			**		739.50		8405.31	252.78		8658.09	52.82	8710.91
			***		3726.25		45285.00	2988.38	221.95-	48051.43	7466.38	55739.76

48213 HE TO BACK
 - 606

 47667
 + 8757 MAT & supplies requisitioned

 56404
 - 311 MAT & supplies on ELP Report

 56093

PICKUP LINES
 WILDFIRE

32 HRS OF
 BM DOZER
 WORK

OK
 OK

NOVEMBER
1985

FY-86 ANNUAL INCREMENT

PERIOD ENDING: 30 OCTOBER, 1985

BUDGETED	436,000
ALLOTTED BY HQMC	419,000
TRANSFER TO MT	19,000
REMAINING OPERATING FUNDS	400,000
OBLIGATED	33,215
ESTIMATED NEED	366,785
POSSIBLE SAVINGS	

\$19,000 BELOW REQUESTED BUDGET

	BUDGETED	OBLIGATED	AVAILABLE	NEEDED	SAVINGS
FORESTRY LABOR	257,937	19,437 (7.5%)	238,500		
FORESTRY MATERIALS	17,051	8,839* (51.8%)	8,212		
M & R FOR EQUIP.	36,100	1,174 (3.3%)	29,926		
MISC. LABOR	0	66	-66		
SPECIFIC JON'S	52,012	1,903 (3.7%)	50,109		
MISC. CHARGES	46,900	1,796 (3.8%)	40,104		
	400,000	33,215 (8.3%)	366,785		

* INCLUDES COSTS OF ALL REQUISITIONS THAT HAVE LEFT THIS OFFICE IN FY-86

115000

110000

105000

100000

100000

100000

100000

FORESTRY LABOR CHARGED TO STANDING JON'S

CAC	DESCRIPTION	JON	BUDGETED	OBLIGATED	AVAILABLE	NEEDED	SAVINGS
3B10	SHOP SUPER.	M100	119,651	9692	109,959		
	MANAGEMENT	M101					
	MISC. SUPPORT	M001					
3B20	REFORESTATION	M105	13,337	0	13,337		
3B30	TSI	M106	8,938	3293	5,645		
3B40	TBR. SALES	M110	59,042	3361	55,681		
3B50	TBR. ACCESS RDS	M111	5,685	0	5,685		
3B60	FIRE SUPPRESSION	M112	51,284	(3091) 88	48,193		
	SPB	M126					
	P. BURNING	M134		3003			
	TOTALS		257,937	19,437	238,500		

FORESTRY MATERIALS CHARGED TO STANDING JON'S

CAC	DESCRIPTION	JON	BUDGETED	OBLIGATED	AVAILABLE	NEEDED	SAVINGS
3B10	SHOP SUPER	M100	1,500	(1261) 1159*	239		
	MANAGEMENT	M101		102			
	MISC. SUPPORT	M001					
3B20	REFORESTATION	M105	4,000	6,035*	-2,035	2,035	-2,035
3B30	TSI	M106	872	237*	635		
3B40	TIMBER SALES	M110	7,682	1090*	6592		
3B50	TBR. ACCESS RDS.	M111	1102	MATERIALS CHARGED TO		0605	
3B60	FIRE SUPPRESSION	M112	2,997	216*	2781		
	SPB	M126					
	P. BURNING	M134					
	TOTALS		17,051	8839	8212		

* REQUISITIONED AS OF 11-12-85



1501

1502

ALL LABOR & MATERIALS FOR M&R OF FORESTRY EQUIPMENT

CAC	DESCRIPTION	JON	BUDGETED	OBLIGATED	AVAILABLE	NEEDED	SAVINGS
3B10	M&R D-4	M131	15,000	0	15,000		
	M&R TD-15	M133	15,000	1,174	13,826		
3B30	M&R PLANTER	M107	200	²⁰⁰ 0	200		
	M&R CHOPPER	M108	200	0	200		
	M&R BEDDER	M109	200	0	200		
3B60	M&R PUMPER	M114		0			
	M&R PUMPER	M138		0			
	M&R 1-DISC	M120	250	²⁵⁰ 0	250		
	M&R 2-DISC	M139	250	0	250		
	TOTALS		31,100	1,174	29,926		

OTHER LABOR NOT INCLUDED WITH M&R OR SPECIFIC JON'S

CAC	DESCRIPTION	JON	BUDGETED	OBLIGATED	AVAILABLE	NEEDED	SAVINGS
3B10	SUPER. & MGT.	M001	0	66			
3B20	REFORESTATION						
3B30	T.S.F.						
3B40	TBR. SALES						
3B50	TBR. ACCESS RDS.						
3B60	PROTECTION						
	TOTALS						



CHARGES TO SPECIFIC JOB ORDERS

CAC	DESCRIPTION	JON	BUDGETED	OBLIGATED	AVAILABLE	NEEDED	SAVINGS
3820	KG BLADE	0600	1,717	1,165	552		
	ROOTRAKE	0601	528	0	528		
	BEDDING	0609	396	0	396		
	MACH. PLANT	0608	2,642	0	2,642		
	DRUM CHOP	0610	2,642	0	2,642		
3830	TSI	0604	1,321	0	1,321		
3850	TBR. ACCESS RDS.	0605	19,318	171	19,147		
3860	P.B. PLOWING	0602	3,962	0	3,962		
	P.B. STANDBY	0606	3,962	0	3,963		
	SUPPRESSION	0607	13,542	567	12,975		
	WEEKEND STDBY	0603	1,982	0	1,982		
	TOTALS		52,012	1,903	50,109		



10/10/10

10/10/10

MISCELLANEOUS CHARGES

CAC	DESCRIPTION	JON	BUDGETED	OBLIGATED	AVAILABLE	NEEDED	SAVINGS
3B10	LONG RANGE PLAN		25,000	0	25,000		
	TAD	M102	3,000	1379	1,621		
	FUEL: HEAVY Equip	M136	10,000	410	9,590		
3B60	RADIO RENTAL	M121	2,100	0	2,100		
	P.B. FUEL	M112	400	7	393		
	REPLACE: 2-PE66	M112	0				
	REPLACE: 2-MVP	M112	0				
	AFFIRMS	M135	0				
	SPB DETECTION	M126	1,400	0	1,400		
	TOTALS		41,900	1,796	40,104		



0000

0000

1985

Oblig & Expend

0612 5256-1101 10,649.97

0615 5256-1101 13,297.68

10/31 1986

5327

5299-2286

0612 B7A 10,649.97

5299-2287

0615 B7A 13,297.68

11/32

5299-2286

0612 B7A <10,649.97>

5256-1100

0615 B7A 13,297.68


5299-2287

0615 B7A <13,297.68>

11/33

5256-1100

0615 B7A <13,297.68>



ARLENE
3022/3023

AL
11-12-85
* MIZI
NO RADIO
RENTAL
* BACK OUT
EQUIP UTILIZATION
0600:60:00B
* 0612:0613
FROM P-85?


FA 23 APPN/SHD 1761106.2720 PEC BE RON SFC H2

ORG	JOB	WC	E	MAN-HOURS	MILITARY SERVICES	CIVILIAN LABOR	SUPPLIES CONTRACT OTHER	PRIOR YEAR EXPENSES	TOTAL EXPENSES	UNFILLED ORDERS	TOTAL CY OBLIGATIONS
	5310	M001	2341	U LABOR		38.11			38.11		38.11
			2363	T MATERIALS			26.68		26.68		26.68
			2373	Z EQUIP USAGE			1.55		1.55		1.55
			*			2.50			66.34		66.34
SHOP SUPERVISION	M100	2392	U LABOR			9692.54			9692.54		9692.54
			*			9692.54			9692.54		9692.54
MANAGEMENT	M101	2392	I MATERIELS				102.27		102.27		102.27
			*				102.27		102.27		102.27
TAD	M102	2092	U LABOR			1379.46			1379.46		1379.46
		3092	E TAD							503.85	503.85
			*			140.00			1379.46	503.85	1883.31
	M103	2392	G REGISTRATION							76.50	76.50
			*							76.50	76.50
M&B TD-15	M135	2372	I MATERIELS				49.12		49.12	461.00	510.12
		2372	U LABOR			1124.80			1124.80	461.00	1124.80
			*			72.00			1173.92	461.00	1634.92
H.F.S	M136	2392	V FUEL				410.00		410.00		410.00
			**			840.25	410.00		12824.53	1041.35	13865.88
			**				589.62				
3B20 REFORESTATION	M105	2392	I MATERIELS							3875.00	3875.00
			*							3875.00	3875.00
KG	0600	2372	U LABOR			1165.11			1165.11		1165.11
		2372	Z EQUIP USAGE				467.66		467.66		467.66
			*			72.00			1632.77		1632.77
PLANT	0608	2372	Z EQUIP USAGE				137.76		137.76		137.76
			**			72.00	137.76		1770.53	3875.00	5645.53
			**				605.42				

REPLACE RAILS AND PADS

WILL BE BACKED OUT

WILL BE BACKED OUT



FA 23 APPN/SHD 1761106.2720 PEC DE RON SFC H2

CAC	JOS	WC	E	MAN-HOURS	MILITARY SERVICES	CIVILIAN LABOR	SUPPLIES CONTRACT OTHER	PRIOR YEAR EXPENSES	TOTAL EXPENSES	UNFILLED ORDERS	TOTAL CY OBLIGATIONS
3830	M106	2392	U	LABOR		383.50	3292.76		3292.76		3292.76
			**			383.50	3292.76		3292.76		3292.76
			**			383.50	3292.76		3292.76		3292.76
3840	M110	2392	T	MATERIALS				92.29-	92.29-	2040.00	2040.00
		2392	U	LABOR		378.00	3361.37		3361.37		3361.37
			*			378.00	3361.37	92.29-	3269.08	2040.00	5401.37
			**			378.00	3361.37	92.29-	3269.08	2040.00	5401.37
3850	0605	2372	U	LABOR		8.00	109.70		109.70		109.70
		2372	Z	EQUIP. USAGE					61.42		61.42
			*			8.00	109.70		171.12		171.12
0612	2372	T	MATERIALS				10649.97		10649.97		10649.97
			*				10649.97		10649.97		10649.97
0615	2372	T	MATERIALS				13297.68		13297.68		13297.68
			*				13297.68		13297.68		13297.68
			**			8.00	109.70		24118.77		24118.77
3860	M112	2392	U	LABOR		6.25	87.56		87.56		87.56
			*			6.25	87.56		87.56		87.56
	M134	2392	U	LABOR		297.00	3003.22		3003.22		3003.22
		2392	V	FUEL				7.47	7.47		7.47
			*			297.00	3003.22	7.47	3010.69		3010.69
	0607	2372	U	LABOR		13.25	321.32		321.32		321.32
		2372	Z	EQUIP. USAGE				245.31	245.31		245.31
			*			13.25	321.32		566.63		566.63
			**			316.50	3412.10		3664.88		3664.88
			***			1998.25	23575.95	92.29-	48940.55	6956.35	55989.19

5299-2286
5299-2287

CR. 11/30/85

\$ 23,947.65

-23947.65 0612:0615 FROM FY-85
- 605.42 Z FROM 0600 & 0603 (NE USAGE)

24387.48

OCTOBER
1985

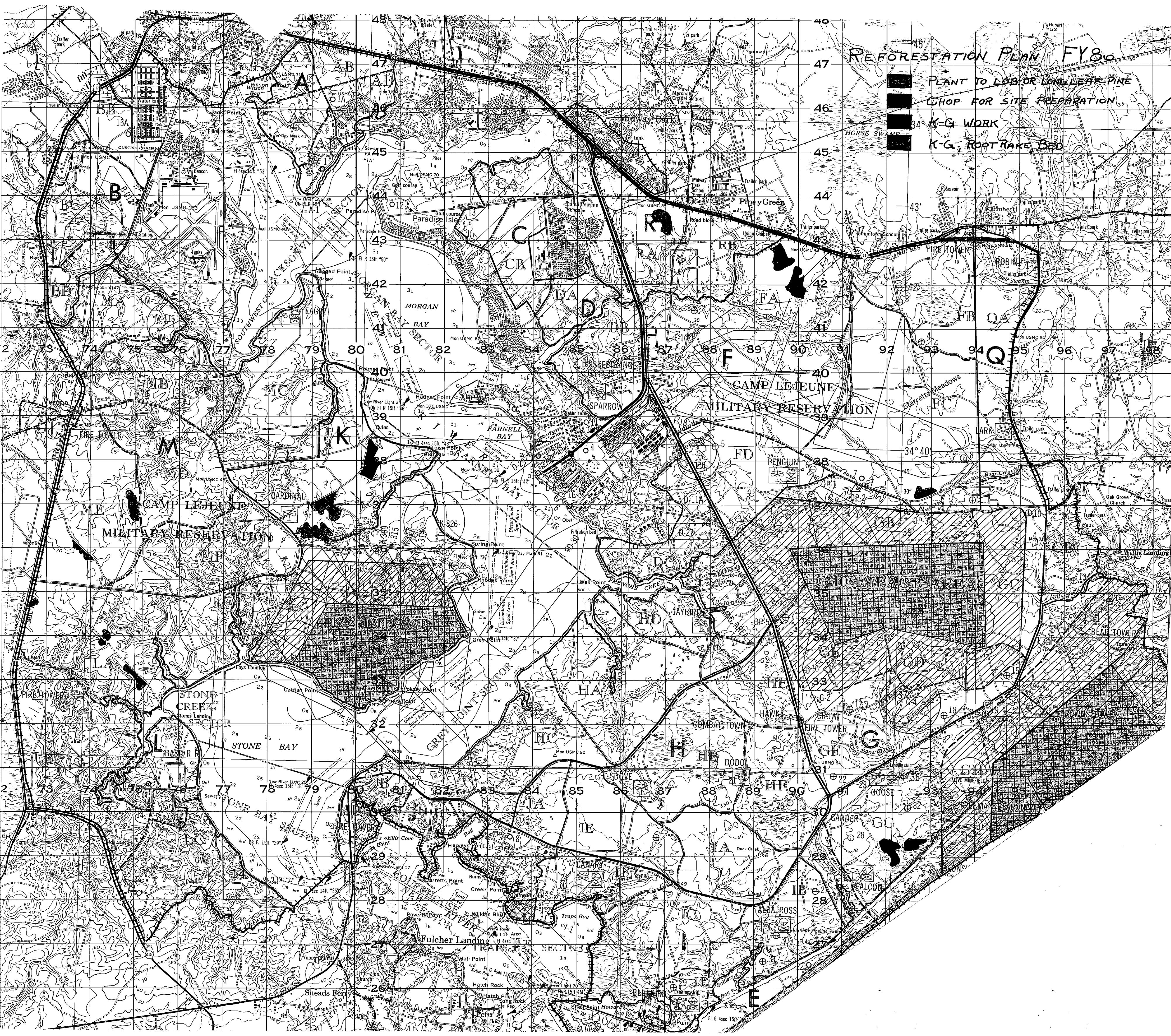
TAB PLACEMENT HERE

DESCRIPTION:

Work Locations

Tab page did not contain hand written information

Tab page contained hand written information
*Scanned as next image



REFORESTATION PLAN FY80


- PLANT TO LOB OR LONGLEAF PINE
- CHOP FOR SITE PREPARATION
- 34° K-G WORK
- K-G ROOT RAKE BED

SITE PREPARATION
&
REFORESTATION PLANS
FOR
FY-86

JONS FY86

SUPPLIED BY BETTY
GEARY 20 OCTOBER

SITE PREP	K-G BLADE	0600✓	
"	"	ROOT RAKE	0601✓
FLOW FIRE LANES FOR P.B.		0602✓	
STAND BY HIGH RISK WEEKENDS		0603✓	
DRUM CHOP PRE COMM THIN		0604✓	
TIMBER ACCESS ROADS		0605✓	
FIRE FLOW STAND BY FOR P.B.		0606✓	
WILDFIRE SUPPRESSION		0607✓	
MACHINE PLANT		0608✓	
BEDDING FOR SITE PREP		0609✓	
SITE PREP W DRUM CHOPPER FOR NAT REG.		0610✓	



TAB PLACEMENT HERE

DESCRIPTION:

Blank Monthly Reports

Tab page did not contain hand written information

Tab page contained hand written information
*Scanned as next image

C-7+19 FROM FI-85
Hoover Rd & Land Fill

✓ 68,954.00 66,146 + 2808

✓ 3,576.40 * includes power line

C-56

✓ 105,207.44

C-27

✓ 198,906.54

Air Station Access Rd

✓ 21,684.99 [1663.78 included
ADDITIONAL TAX.]

C-51 & 58

✓ 79,865.75

\$478,195.12

No Rd Side Zone Thinning (57,353.78 No Sale)


Different Const. sites will be added.

As of
2-10-86

28	992.73
Compt. 53 PENALTY	4,779.53
7-19	3,820.95
25	2,019.36

11,612.57 PENALTIES

\$ 489,807.69



EST FY 86 PROCEEDS

COMP SALE	VOL SAW	VOL P4LP	\$/UNIT	ACRES
58/51 64,670	456	767	\$ 125/MBF \$ 10/CD	
27 157,180	1,190	2,920	\$ 110/MBF \$ 9/CD	
56 74,750	568	375	\$ 125/MBF \$ 10/CD	
2 42,982 41,448 45 48,480	340	506	110 8	
	458	335	100 8	
ROADSIDE ZONE 46,932	398	394	110 8	NO SALED

MOVED TO FY-87

EST. WAS NOT MARKED WHEN DETERMINED

COMP 7/19
66,146
82,987 PAID FY-85
2,808


3410 MBF (120/MBF) → 6,058.5 MBF
5297 CORDS (510/CD) → 462,170
FROM FY-86 SALES → C-7
EST. 2 OCTOBER

68,954
531,124

ROADSIDE NO SALED

58-512	→	64,670	•	0000	+
27	→	157,180	•	0000	+
56	→	74,750	•	0000	+
2	→	41,448	•	0000	+
45	→	48,480	•	0000	+
ROADSIDE NO SALED	→	46,932	•	0000	+
		43,346	•	0000	*
		43,346	•	0000	+
		66,146	•	0000	+
FY-85	→	82,987	•	0000	+
		2,808	•	0000	+
		58,540	•	0000	+

585,401



Comp	STD	ACRES	EST MBF	\$/MBF	EST Income	EST cds	\$/cd	EST. Income
51	8+14	26	26 MBF	80	2080	65 cd.	5	325
✓	15	30	129 MBF	120	15480	116.4	10	1164
					\$17,560	→	19049.	← \$1,489

Comp 58	23	44	29.04	110	3194.40	79.2	10	792
	20	37	41.81	80	3344.8	57.72	5	288.60
	4	84	231.00	90	20790.	256.2	8	2049.6
	1	37	116.55	120	13986.	129.87	10	1298.7
					\$41,315.20	→	\$45,744.1	← \$4428.9


Comp 56.	2	30	79.20	100	7920.	19.20	10	192
	3	42	174.72	110	19219.2	34.86	9	313.74
✓	19	28	57.68	100	5768.	46.48	8	371.84
	8	33	93.39	100	9339.	35.64	8	285.12
	11	22	163.46	130	21249.8	136.40	10	1364
					\$63,496	→	66022.7	← \$2,526.70

Comp 14	15	70	192.5	120	23100.0	30.10	10	301
	17	130	228.8	110	25168.0	374.4	9	3369.6
✓	18	66	220.44	130	28657.2	33.66	10	336.6
	8	112	680.96	130	88524.8	339.36	10	3393.6
	9	97	100.88	90	9079.20	56.26	8	450
					\$174,529.2	→	182380.2	← \$7850.80

Comp 27	2	19	46.17	90	4155.3	18.24	5	91.20
	4	52	56.16	90	5054.4	70.72	7	495.04
	12	54	102.60	130	13,338.	151.74	10	1517.40
✓	1	26	72.80	95	6916.0	43.42	8	347.36
	7	74	207.94	130	27032.20	205.72	10	2057.2
	14	52	112.32	120	13,478.40	206.96	10	2069.6
	6	332	624.16	100	62,416.00	1892.4	10	18924.
					\$132,390.3	→	157,892.1	← \$25,501.8

5 \$47,087

Move C-2 to F486 > 2 27 51,455.6 958 > 375,082
 C-45
 Move C-14 to F487 > 814,31,33 5760 > 365,957



FY 87 ESTIMATED INCOME

C-2, 8, 31, 33, 45, 57, 60

	STD	ACRES	EST MBF	\$/MBF	EST INCOME	EST CD	%/CD	EST INCOME
Comp 8	1	130	228	110	25080	125	10	1250
	2	21	33	70	2310	59	5	295
	4	42	71	100	7100	134	7.50	1005
	7	24	41	100	4100	77	7.50	577.50
	8	25	30	75	2250	50	5	250
	9	21	43	110	4730	31	6	186
	13	46	40	90	3600	165	6	990
	5	56	162	110	17820	22	10	220
	5	24	71	110	7810	91	10	910
		<u>389</u>	<u>719</u>	<u>104.03</u>	<u>74800</u>	<u>754</u>		<u>7933.50</u>

\$82,733.50


	STD	ACRES	EST. MBF	\$/MBF	EST INCOME	EST CD.	%/CD	EST INCOME
Comp 33	STD 6	17	68	\$100	\$6,800	60	7.5	\$450
	STD 5	20	26	\$90	\$2,340	16	5	\$78
	STD 9	4	7	\$110	\$770	12.8	10	\$128
sub total		<u>41</u>	<u>101</u>	<u>98.12</u>	<u>\$9,910</u>	<u>34.8</u>		<u>\$656</u>
Comp 45	2	32	93	110	10230	13	10	130
	4	24	103	75	7725	91	8	728
	19	<u>61</u>	<u>262</u>	85	<u>22270</u>	231	10	<u>2,310</u>
		117	458	<u>87.83</u>	40,225			<u>3,168</u>

\$10,566

\$43,393

Comp 31

\$10,000



268,000


Comp P. 60	STD	ACRES	EST MBF	\$/MBF	EST INCOME	EST CD	P _{CD}	EST INCOME
	10	23	99	110	10,890	87	10	870
	12	6	26	80	2080	23	7.50	172.50
	12	30	48	75	3600	84	5	420.00
	13	15	24	75	1800	42	5	210
	17	<u>8</u>	<u>13</u>	<u>80</u>	<u>1040</u>	<u>24</u>	5	<u>120</u>
		82	210	92.43	19,410	260		1792.50

Comp 2

	1	26	45	120	5400	117	10	1170
	3	6	10	120	1200	21	10	210
	12	86	148	120	17,760	218	10	2180
	14	25	27	90	2430	35	5	175
	18	26	86	120	10,320	25	7.50	187.50
	22	<u>20</u>	<u>24</u>	<u>75</u>	<u>1800</u>	<u>90</u>	5	<u>450</u>
		189	340	114.44	38,910			4372.50

Comp 57

	1	8	64	110	7040	10	10	100
	7	46	211	120	25320	24	10	240
	9	40	64	120	7680	8	10	80
	11	14	34	100	3400	32	10	320
	12	34	54	75	4050	37	5	185
	8	16	69	110	7590	61	10	610
	13	<u>6</u>	<u>18</u>	<u>75</u>	<u>1350</u>	<u>22</u>	5	<u>110</u>
		164	514	109.79	56430	194		1645



TAB PLACEMENT HERE

DESCRIPTION:

Estimate of Proceeds

For FY-86 & 87

Tab page did not contain hand written information

Tab page contained hand written information
*Scanned as next image

1912
 1913
 1914
 1915
 1916
 1917
 1918
 1919
 1920
 1921
 1922
 1923
 1924
 1925
 1926
 1927
 1928
 1929
 1930
 1931
 1932
 1933
 1934
 1935
 1936
 1937
 1938
 1939
 1940
 1941
 1942
 1943
 1944
 1945
 1946
 1947
 1948
 1949
 1950
 1951
 1952
 1953
 1954
 1955
 1956
 1957
 1958
 1959
 1960
 1961
 1962
 1963
 1964
 1965
 1966
 1967
 1968
 1969
 1970
 1971
 1972
 1973
 1974
 1975
 1976
 1977
 1978
 1979
 1980
 1981
 1982
 1983
 1984
 1985
 1986
 1987
 1988
 1989
 1990
 1991
 1992
 1993
 1994
 1995
 1996
 1997
 1998
 1999
 2000
 2001
 2002
 2003
 2004
 2005
 2006
 2007
 2008
 2009
 2010
 2011
 2012
 2013
 2014
 2015
 2016
 2017
 2018
 2019
 2020
 2021
 2022
 2023
 2024
 2025
 2026
 2027
 2028
 2029
 2030
 2031
 2032
 2033
 2034
 2035
 2036
 2037
 2038
 2039
 2040
 2041
 2042
 2043
 2044
 2045
 2046
 2047
 2048
 2049
 2050
 2051
 2052
 2053
 2054
 2055
 2056
 2057
 2058
 2059
 2060
 2061
 2062
 2063
 2064
 2065
 2066
 2067
 2068
 2069
 2070
 2071
 2072
 2073
 2074
 2075
 2076
 2077
 2078
 2079
 2080
 2081
 2082
 2083
 2084
 2085
 2086
 2087
 2088
 2089
 2090
 2091
 2092
 2093
 2094
 2095
 2096
 2097
 2098
 2099
 2100

FORESTRY PERSONNEL


JOB TITLE	G/S	ANNUAL SALARY	% FB	TOTAL COST	HOURLY RATE	HOURS AVAILABLE	PERSONNEL
NREA DIRECTOR	12/6	36,889	15.75	42,699	20.45	1852	JULIAN
NREA SECRETARY	5/8	17,750	"	20,546	9.84	1852	TWYRAH
Intec. SECRETARY	3/4	12,604	"	14,589	6.99		JAN
Forester	11/4	29,018	"	33,588	16.09	1852	Pete
Asst. Forester	9/4	23,985	"	27,763	13.30	1852	Jon
T.M. Forester	9/1	21,804	"	25,238	12.09	1852	Hank
Chief Tech.	7/2	18,918	"	21,319	10.21	1852	VACANT
Forestry Tech.	5/5	16,310	"	18,879	9.04	1852	ROBERT
Forestry Tech.	4/3	13,720	"	15,881	7.60	1852	DANNY
Forestry Tech.	4/3	13,720	"	15,881	7.60	1852	Gene
Forestry Aid	3/3	12,222	"	14,147	6.77	1852	LINDA
Forestry Tech.	5/3	15,350	"	17,768	8.51	1852	DANNY
Forestry Tech.	4/3	13,720	"	15,881	7.60	1852	WAYNE
Forestry Tech.	4/2	13,291	"	15,384	7.37	1904	VACANT

MAN DAYS / HOURS AVAILABLE

JOB TITLE	G/S	HOURS	TBR. MGT 3B40	T-51 3B30	REForest 3B20	ROADS 3B50	PROTECTION 3B60
Chief Tech	7/2	2087	199	3 24	11 88		1776
For. Tech. (ROBERT)	5/5	2087	431	23 184	19 152	30 240	1080
For. Tech. (DANNY)	4/3	2087	143	40 320	68 544	20 160	920
For. Tech. (Gene)	4/3	2087	487	40 320	65 520	20 160	600
For. Aid. (LINDA)	3/3	2087	847	40 320	55 440	20 160	320
For. Tech. (DANNY)	5/3	2087	1967				120
For. Tech. (WAYNE)	4/3	2087	1727				360
For. Tech	4/2	2087	1727				360

HEAVY EQUIPMENT PERSONNEL

	GRADE	3B20	3B30	3B40	3B50	3B60	TOTAL
OPERATOR TD-15	WG-10	320 40	80 10		160 20		560 70
D-4	WG-10	160 20			80 10	880 110	1120 140
TD-12	GENEER				2 16	30 240	TD-12
TD-12	GENOCHILL				2 16	30 240	TD-12
	850-B				20 160		



REFORESTATION (3820)

1. HAND - 90AC.
2. MACHINE - 150
3. SEEDING


JOB TITLE	GIS	KG	ROOTRARE	BEDDING	CHOP	REFOREST	REG EN SURVIVAL	TOTAL HOURS DAYS
Chief TECH. (LINDA)	7/2	5 40	2 16	2 16	2 16			11 88
FOR. TECH. (ROBERT)	5/5					6 48	13 104	18 144
FOR. TECH. (DANNY)	4/3					55 440	13 104	68 544
FOR. TECH. (GENE)	4/3					65 520		65 520
FOR. AID. (LINDA)	3/3					55 440		55 440
FOR. TECH. (DANNY)	5/3							
FOR. TECH. (WANNIE)	4/3							
FOR. TECH.	4/2							
D-4 OPER.	WG-10					20 160		
TD-15 OPER.	WG-10	13 104	4 32	3 24	20 160			

TIMBER STAND IMPROVEMENT (3830)

JOB TITLE	GIS	CHOPPER	HAND	TOTAL HOURS DAYS
Chief TECH.	7/2	3 24		3 24
FOR. TECH. (ROBERT)	5/5	3 24	20 160	23 184
FOR. TECH. (DANNY)	4/3		40 320	40 320
FOR. TECH. (GENE)	4/3		40 320	40 320
FOR. AID. (LINDA)	3/3		40 320	40 320
FOR. TECH. (DANNY)	5/3			
FOR. TECH. (WANNIE)	4/3			
FOR. TECH.	4/2			
D-4 OPERATOR	WG-10			
TD-15 OPERATOR	WG-10	10 80		10 80
Summer Student	4/1		30 240	
"	3/1		30 240	
"	3/1		30 240	




1
2
3
4
5
6
7
8
9
10



TIMBER SALES (3840)

JOB TITLE	Q/S	MARKING	CONTRACT	STD. BOUND DBH	PRESCRIPT	INSPECTION	TOTAL HOURS DAYS
Chief TECH. (BOB)	7/2		63		40	96	199
FOR TECH. (ROBERT)	5/5	191			240		431
FOR TECH. (DANNY)	4/3	143					143
FOR TECH. (GENE)	4/3	487					487
FOR AID. (LINDA)	3/3	527			320		847
FOR TECH. (DANNY)	5/3	1576	63	192	40	96	1967
FOR TECH. (WAYNE)	4/3	1576		151			1727
FOR TECH	4/2	1576		151			1727
D-4 OPER.	W6-10						
TD-15 OPER.	W6-10						

JOB TITLE	Q/S						TOTAL HOURS DAYS
Chief TECH.	7/2						
FOR TECH. (ROBERT)	5/5						
FOR TECH. (DANNY)	4/3						
FOR TECH. (GENE)	4/3						
FOR AID. (LINDA)	3/3						
FOR TECH. (DANNY)	5/3						
FOR TECH. (WAYNE)	4/3						
FOR TECH	4/2						
D-4 OPERATOR	W6-10						
TD-15 OPERATOR	W6-10						



FLEET & EQUIPMENT: MILES OR HOURS / FUEL Consumption

HEAVY EQUIPMENT: HOURS / FUEL

EQUIPMENT	3B20	3B30	3B40	3B50	3B60	TOTAL
TD-15 LGP	2560 320	640 80		1280 160		4480 560
D-4 LGP	960 160			480 80	5280 880	6720 1120
TD-12					NA 400	NA 400
OTHER				192 NA		192 NA

HAUL UNITS: MILES / FUEL

EQUIPMENT	3B20	3B30	3B40	3B50	3B60	TOTAL
HAUL UNIT: TD-15	111 650	84 500		166 1000		361 2150
HAUL UNIT: D-4	42 250			167 1000	517 3100	726 4350
Other (850-B)				167 1000	334 2000	501 3000

FORESTRY FLEET: MILES / FUEL


EQUIPMENT	3B20	3B30	3B40	3B50	3B60	TOTAL
PICKUP	100 1200	21 250	121 1450	42 500	789 9475	1073 12875
CREW CAB	243 2425	350 350	1590 1590	250 2500	430 4300	2863 28625
Other						

	HOURS	FUEL
TOTAL FORESTRY EQUIPMENT HOURS: TD-15 LGP	560	4480
D-4 LGP	1120	6720
Other B.M. EQUIPMENT Used: TD-12 LGP	400	N/A
850-B	160	N/A
GRADEALL	16	N/A
GRADER	16	N/A

11,200
96
\$ 10,640

	MILES	FUEL
TOTAL FORESTRY HAUL UNIT MILES	9500	1588
TOTAL FORESTRY FLEET MILES PICKUP (1)	12875	1073
CREW CAB (3)	28625	2863

1,509
1,191
3,121
5821
*



TOTAL FUEL COSTS

	MILES or HOURS	ESTIMATE OF NEED	\$/GALLON	TOTAL
TD-15 LGP	8 GALS/Hr 560	4480	.95	\$4,256
D-4 LGP	6 GALS/Hr 1120	6720	.95	\$6,384
Haul Units	6 MPG 9500	1588	.95	\$1,509
Pickup (1)	12 MPG 12875	1073	1.11	\$1,191
Crew Cab (3)	10 MPG 28625	2863	1.09	\$3,121
Admin Vehicle (2)	12 MPG 20000	1667	1.11	\$1,850

FORESTRY FLEET

61,500 MILES (5603 GALS CONSUMED)

\$6,162 FUEL COST

HEAVY EQUIPMENT


1,680 HOURS (11,200 GALS DIESEL CONSUMED)

\$10,640 FUEL COSTS

HAULING UNITS


9500 MILES (1588 GALS DIESEL CONSUMED)

\$1,509 FUEL COST.



Equipment RENTAL

Equipment	CAC	Hours	RATE	TOTAL	
GRADEALL	3850	16	13.91	222.56	
850-B	3850	160	8.93	1428.80	(ON FORESTEV HAUL UNIT
GRADER	3850	16	8.93	142.88	
TD-12	3860	200	8.93	1786.00	FORESTEV HAUL UNIT
TD-12	3860	200	8.93	1786.00	" " "



FORESTRY FLEET (MILES | GALLONS)

REFORESTATION (3820)

TYPE	KG	ROTTORAK	BEDDING	CHOP	PLANTING	REGEN & SURVIVAL	TOTAL
Pickup	21 250	B 100	B 100	B 100	55 650		100 1200
Crew Cab	15 150				163 1625	65 650	243 2425

TIMBER STAND IMPROVEMENT (3830)

TYPE	CHOP	HAND	TOTAL
Pickup	21 250		21 250
Crew Cab		350 3500	350 3500

TIMBER SALES (3840)


TYPE	MAPPING	CONTRACT WRITING	STD. BOARD DBH	PRESCRIPT	INSPECTION	TOTAL
Pickup			21 250		100 1200	121 1450
Crew Cab	1295 12,950		95 950	200 2000		1590 15900

TIMBER ACCESS ROADS (3850)

TYPE	REPAIR & CONST	BRUSHING	TOTAL
Pickup	42 500		42 500
Crew Cab		250 2500	250 2500

Forest Protection (3860)

TYPE	SUPPRESSION	DETECTION	P.B. PLANTING FLAGGING	ROWING	BURNING	I & D	TOTAL
Pickup	250 3000	50 600	145 1750	125 1500	125 1500	94 1125	789 9475
Crew Cab	30 300	100 1000			225 2250	75 750	430 4300



HEAVY EQUIPMENT: HOURS/FUEL

REFORESTATION (3820)

EQUIPMENT	KG	ROOTRAKE	BEDDING	CADP	PLANT	TOTAL
TD-15	832 104	256 32	192 24	1280 160	960 160	2560 320
D-4						960 160

TIMBER STAND IMPROVEMENT (3830)

EQUIPMENT	CADP	TOTAL
TD-15	640 80	640 80
D-4		

TIMBER SALES (3840)

EQUIPMENT	TOTAL
TD-15	
D-4	


TIMBER ACCESS ROADS (3850)

EQUIPMENT	ROAD REPAIR	TOTAL
TD-15	1280 160	1280 160
D-4	480 80	480 80

GRADEALL 13.91 2 DAYS
 B50-B 8.93 20 DAYS
 GRADER 8.93 2 DAYS

FOREST PROTECTION (3860)

EQUIPMENT	SUPPRESSION	FLOWING	P.B. STD. BY	STD. BY WEEKEND	TOTAL
TD-15	2400	1440	1440		5280
D-4	400	240	240		880
TD-12	200			40	200
TD-12	200			40	200



HAULING UNITS (MILES/FUEL)

REFORESTATION (3820)

EQUIPMENT	KG	ROOFRAKE	BEDDING	CHOP	PLANTING				TOTAL
Haul Unit (10-15)	150	25	100	18	100	18	300	50	650
Haul Unit (0-4)					42	250			250
									111

TIMBER STAND IMPROVEMENT (3830)

EQUIPMENT	CHOP								TOTAL
Haul Unit (10-15)	500	84							500
Haul Unit (0-4)									84

TIMBER SALES (3840)


EQUIPMENT									
Haul Unit (10-15)									
Haul Unit (0-4)									

TIMBER ACCESS ROADS (3850)

EQUIPMENT	ROAD REPAIR								TOTAL
Haul Unit (10-15)	1,500	250							1,500
Haul Unit (0-4)	1,500	250							1,500

FOREST PROTECTION (3860)

EQUIPMENT	SUPPRESSION	P.B. FLOWING	P.B. STANDBY						TOTAL
Haul Unit (10-15)									517
Haul Unit (0-4)	1000	1200	900	167	200	150			3100
Haul Unit (10-12)	2000			334					2000





UNITED STATES MARINE CORPS
MARINE CORPS BASE
CAMP LEJEUNE, NORTH CAROLINA 28542

FY-86
REQUESTED
TRAINING

IN REPLY REFER TO

12410

CPD

1 DEC 1984

From: Commanding General, Marine Corps Base, Camp Lejeune

Subj: CIVILIAN TRAINING REQUIREMENTS, FY 1986; SURVEY OF

Ref: (a) BO 12410.3H
(b) CG MCB CLNC ltr CPD/LHP/nmc 12410 9 Dec 83

Encl: (1) Civilian Employee Training Request Form
(2) TAD Cost Estimating Guide
(3) Civilian DMET Training Requirements FY 1986

1. In accordance with reference (a), addressees are requested to compile and submit their civilian training requirements for Fiscal Year 1986 to the Civilian Personnel Division (Attention: Training Branch) by 28 February 1985 using the following guidance:

a. A Civilian Employee Training Request Form, enclosure (1), must be completed for each training requirement, be it local or nonlocal. Briefly describe the type of training needed, or if particular courses are known identify by title and source. The name and grade of the employee to receive training is required for reporting purposes; however, approved training will not necessarily be restricted to the individual indicated. Enclosure (2) is provided for use in determining travel and per diem costs.

b. Any Defense Management, Education and Training (DMET) quotas requested in response to the DMET Survey for Fiscal Year 1986, announced by reference (b), should also be included in this survey if:

(1) the quota request was intended for a civilian and

(2) the request is expected to remain a training requirement for Fiscal Year 1986. Enclosure (3) identifies Fiscal Year 1986 DMET quota requests by Department.

c. The performance of employees should be considered in determining training requirements. Generally, a training need exists when there is a discrepancy between the actual level of performance and the desired level of employee performance.

d. Additional training requirements, beyond that which is required by reference (a), in supervisory/managerial tasks and functions should be identified through the performance appraisal process and requested through this survey.

e. All mandatory training requirements (i.e. pest control certification, handling and certifying hazardous materials for air shipment, etc.) should be included in this survey. Do not include training courses for personnel serving under formalized training plans as those courses will be automatically included.

RECEIVED
MAY 21 1964

1000

1

... ..
... ..
... ..

... ..
... ..
... ..

... ..
... ..
... ..

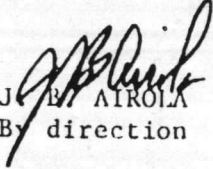
... ..
... ..
... ..

... ..
... ..
... ..

Subj: CIVILIAN TRAINING REQUIREMENTS, FY 1986; SURVEY OF

2. Addressees are reminded that by reference (a) the Civilian Personnel Officer has sole responsibility for budgeting for civilian training. Also, all civilian training must be approved by the Commanding General and incorporated into the Annual Activity Training Plan before it can be accomplished. Training requirements which surface after the Activity Training Plan is formulated are considered for approval on a case by case basis. Without special approval from the Assistant Chief of Staff, Comptroller, Departments may not fund for civilian training out of their own monies. It is therefore essential that thoughtful planning be put into the completion of this survey.

3. Additional copies of enclosure (1) may be produced locally as needed.


J. B. ATKOLIA
By direction

Distribution:

CG
AC/S, COMP
AC/S, FAC
AC/S, MANP
AC/S, PSVC
AC/S, LOG
AC/S, BOSM
AC/S, TRNG
AC/S, SSVC
INSP
PMO
SJA
Dir, RASC
CO, SPTBN
CO, HQBN
CO, MCES
CO, MCSSS
CO, RRDET
ADJ
CHAP
CPD
CEO
CO, CORRAC
DPDO
UPH
DFH
EDO
FSC
FIRE
JPAO
MAIN
NREA
PERS
PO
PWO
SAFD



[Faint, illegible handwritten or stamped text]

CIVILIAN EMPLOYEE TRAINING REQUEST

Employee Name PETER E. BLANK Grade GS-11 Organization ALCAD, FORESTRY

Course Title SOCIETY OF AMERICAN FORESTRY & DOD FORESTRY CONFERENCE

Length of Course 1 WEEK Location BIRMINGHAM, ALABAMA

Employees Last Official Performance Rating _____

COST: Registration \$ 200.00 Per Diem \$ 412.50 Travel \$ 292.00 Total \$ 904.50

1. Priority assigned to the training requirement.

PRIORITY ONE - ESSENTIAL: Training required during FY 1986 that is considered essential to mission accomplishment for one or more of the following reasons:

Training Needed to ensure attainment of performance objectives

Training needed to correct serious performance deficiencies

Training required by law, regulation or higher authority

Training required for operation/maintenance of new equipment

Training required for employees enrolled in a recognized formal training program

PRIORITY TWO - NEEDED: Training which if not funded may impact adversely on complete and qualitative mission accomplishment during the next two to three fiscal years. Example: Training to provide for the systematic replacement of skilled employees.

PRIORITY THREE - USEFUL: Training of a broadening nature that might be helpful in enhancing the overall performance levels of employees already considered to be competent.

2. Provide more specifically why this training is being requested.

3. How many of your employees have already received this or similar training? _____

4. What will be the impact on the organization or employee if this training is not received?

5. Certification of training requirement:

I certify that I have reviewed the training requested for this employee. It is my opinion that the training is necessary to support the mission of the organization and the command; and that the priority assigned meets the criteria established.

Immediate Supervisor

2d Level Supervisor

Department Head

CIVILIAN EMPLOYEE TRAINING REQUEST

Employee Name ROBERT DENNIS Grade GS-5 Organization NREAD Fire Br.

Course Title NCFS FIRE CONTROL SCHOOL

Length of Course 1 wk Location Kinston, NC.

Employees Last Official Performance Rating June 84

COST: Registration \$ 100 Per Diem \$ 250 Travel \$ 16⁰⁰ Total \$ 366⁰⁰

1. Priority assigned to the training requirement.

PRIORITY ONE - ESSENTIAL: Training required during FY 1985 that is considered essential to mission accomplishment for one or more of the following reasons:

- Training Needed to ensure attainment of performance objectives
- Training needed to correct serious performance deficiencies
- Training required by law, regulation or higher authority
- Training required for operation/maintenance of new equipment
- Training required for employees enrolled in a recognized formal training program

PRIORITY TWO - NEEDED: Training which if not funded may impact adversely on complete and qualitative mission accomplishment during the next two to three fiscal years. Example: Training to provide for the systematic replacement of skilled employees.

PRIORITY THREE - USEFUL: Training of a broadening nature that might be helpful in enhancing the overall performance levels of employees already considered to be competent.

2. Provide more specifically why this training is being requested. *This training will improve the employees ability to respond to, assess to make recommendations for completion of fire suppression duties.*
3. How many of your employees have already received this or similar training? 0
4. What will be the impact on the organization or employee if this training is not received? *Could be detrimental to completion of duties involving the protection of property or life as well as abilities to respond to duties required in cooperative agreement for fire protection with the NCFS.*
5. Certification of training requirement:

I certify that I have reviewed the training requested for this employee. It is my opinion that the training is necessary to support the mission of the organization and the command; and that the priority assigned meets the criteria established.

[Signature]
Immediate Supervisor

2d Level Supervisor

Department Head



The following information is being furnished to you for your information and use only. It is not intended to constitute an offer of insurance or any other financial product. The information is based on the information provided to us by the insured and is not intended to be a guarantee or a contract. The actual results may vary. Please consult your agent for more information.

This document is not intended to be a contract. It is only a summary of the information provided to us by the insured. The actual results may vary. Please consult your agent for more information.

The information provided in this document is for informational purposes only. It is not intended to be a contract or a guarantee. The actual results may vary. Please consult your agent for more information.

This document is not intended to be a contract. It is only a summary of the information provided to us by the insured. The actual results may vary. Please consult your agent for more information.

CIVILIAN EMPLOYEE TRAINING REQUEST

Employee Name DANN BUCKER Grade GS-5 Organization NREAD, FORESTRY DIV.
 Course Title NCFS, FIRE CONTROL SCHOOL
 Length of Course 1 WK. Location Kinston, N.C.
 Employees Last Official Performance Rating June 84
 COST: Registration \$ 100⁰⁰ Per Diem \$ 250⁰⁰ Travel \$ 16⁰⁰ Total \$ 366⁰⁰

1. Priority assigned to the training requirement.

PRIORITY ONE - ESSENTIAL: Training required during FY 1986 that is considered essential to mission accomplishment for one or more of the following reasons:

- Training Needed to ensure attainment of performance objectives
- Training needed to correct serious performance deficiencies
- Training required by law, regulation or higher authority
- Training required for operation/maintenance of new equipment
- Training required for employees enrolled in a recognized formal training program

PRIORITY TWO - NEEDED: Training which if not funded may impact adversely on complete and qualitative mission accomplishment during the next two to three fiscal years. Example: Training to provide for the systematic replacement of skilled employees.

PRIORITY THREE - USEFUL: Training of a broadening nature that might be helpful in enhancing the overall performance levels of employees already considered to be competent.

2. Provide more specifically why this training is being requested. *THIS training will improve the employees ability to respond to, assess and make recommendations for completion of fire suppression duties.*
3. How many of your employees have already received this or similar training? 0
4. What will be the impact on the organization or employee if this training is not received? *Could be detrimental to protection of property and or life as well as ability to properly respond to duties required in cooperative agreement for fire protection with the NCFS.*
5. Certification of training requirement:

I certify that I have reviewed the training requested for this employee. It is my opinion that the training is necessary to support the mission of the organization and the command; and that the priority assigned meets the criteria established.

[Signature]
 Immediate Supervisor

 2d Level Supervisor

 Department Head

1941

General Report on the Progress of the Work of the Committee during the year 1941.

1. Introduction

The Committee was set up in 1939 to study the

possibilities of a more effective system of

control of the production of goods and services

in the United Kingdom.

The Committee has since that time held a number of

public hearings and has received many suggestions

from the public.

The Committee has also conducted a number of

studies into the various aspects of the problem.

The results of these studies are set out in the

following chapters.

Chapter I deals with the general principles of

control of production.

Chapter II deals with the control of the

supply of raw materials.

Chapter III deals with the control of the

supply of labour.

Chapter IV deals with the control of the

supply of capital.

Chapter V deals with the control of the

supply of energy.