

11330.4 FLUORIDE ANALYSES

OPEN

CLOSED

JAN - 1985 - DESTROY
SECNAVINST 5215.5B, Part II
Chap. 11, par. 11300(2) 2 years ✓

DAILY FLUORIDE REPORT

From: QUALITY CONTROL LABORATORY

To: WATER TREATMENT PLANT FOREMAN

DATE: 26 Jan 83

PLANT	RAW	TREATED
HADNOT POINT	0.22	1.56
TARAWA TERRACE	0.27	0.84
HOLCOMB BLVD.	0.31	0.91

TT TURBIDITY: 0.52 0.54

HB TURBIDITY: 1.00 0.18

ANALYST: Monahan

1956

DAILY FLUORIDE REPORT

From: QUALITY CONTROL LABORATORY

To: WATER TREATMENT PLANT FOREMAN


DATE: 24 Jan 83

PLANT	RAW	TREATED
HADNOT POINT	0.18	0.94
TARAWA TERRACE	0.27	0.94
HOLCOMB BLVD.	0.27	0.88

TT TURBIDITY: 0.57 0.48

HB TURBIDITY: 0.72 0.26

ANALYST: moorehan



DAILY FLUORIDE REPORT

FROM: QUALITY CONTROL LABORATORY
 TO: WATER TREATMENT PLANT FOREMAN


DATE: 23 Jan 83
 (Sun)

PLANT	RAW	TREATED
HADNOT POINT	0.18	0.97
TARAWA TERRACE	0.27	1.00
HOLCOMB BLVD.	0.27	0.84

TT TURBIDITY: 1.80 0.56

HB TURBIDITY: 0.90 0.30

ANALYST: Monahan



DAILY FLUORIDE REPORT

From: QUALITY CONTROL LABORATORY

To: WATER TREATMENT PLANT FOREMAN


DATE: 25 Jan 83

PLANT	RAW	TREATED
HADNOT POINT	0.22	0.97
TARAWA TERRACE	0.27	1.00
HOLCOMB BLVD.	0.27	0.94

TT TURBIDITY: 0.49 7.90

HB TURBIDITY: 0.66 0.24

ANALYST: Monahan



DAILY FLUORIDE REPORT

FROM: QUALITY CONTROL LABORATORY
 TO: WATER TREATMENT PLANT FOREMAN

DATE: 22 JAN 83

PLANT	RAW	TREATED
HADNOT POINT	0.18	0.94
TARAWA TERRACE	0.27	0.97
HOLCOMB BLVD.	0.31	0.74

TT TURBIDITY: 0.64 0.42

HB TURBIDITY: 1.2 0.34

ANALYST: *W. J. ...*



DAILY FLUORIDE REPORT

FROM: QUALITY CONTROL LABORATORY
 TO: WATER TREATMENT PLANT FOREMAN

DATE: 21 Jan 83

PLANT	RAW	TREATED
HADNOT POINT	0.36	1.09
TARAWA TERRACE	0.48	0.97
HOLCOMB BLVD.	0.36	0.91

TT TURBIDITY: 0.34 0.40

HB TURBIDITY: 0.64 0.46

ANALYST: *Heenequet*



DAILY FLUORIDE REPORT

FROM: QUALITY CONTROL LABORATORY
 TO: WATER TREATMENT PLANT FOREMAN

DATE: 17 Jan 83

PLANT	RAW	TREATED
HADNOT POINT	0.13	1.00
TARAWA TERRACE	0.27	0.97
HOLCOMB BLVD.	0.27	1.00

TT TURBIDITY: 0.49 0.77

HB TURBIDITY: 1.40 0.26

ANALYST: Morahan



DAILY FLUORIDE REPORT

FROM: QUALITY CONTROL LABORATORY
 TO: WATER TREATMENT PLANT FOREMAN


DATE: 16 Jan 83

PLANT	RAW	TREATED
HADNOT POINT	0.22	1.03
TARAWA TERRACE	0.27	0.97
HOLCOMB BLVD.	0.27	1.00

TT TURBIDITY: 0.48 0.72

HB TURBIDITY: 0.66 0.21

ANALYST: Monahan



DAILY FLUORIDE REPORT

FROM: QUALITY CONTROL LABORATORY
 TO: WATER TREATMENT PLANT FOREMAN


DATE: 20 Jan 83

PLANT	RAW	TREATED
HADNOT POINT	0.18	1.15
TARAWA TERRACE	0.27	0.84
HOLCOMB BLVD.	0.22	0.78

TT TURBIDITY: 0.38 0.58

HB TURBIDITY: 0.66 0.28

ANALYST: *Shereyett*



DAILY FLUORIDE REPORT

From: QUALITY CONTROL LABORATORY

To: WATER TREATMENT PLANT FOREMAN


DATE: 14 Jan 83

PLANT	RAW	TREATED
HADNOT POINT	0.18	1.03
TARAWA TERRACE	0.22	0.97
HOLCOMB BLVD.	0.27	1.00

TT TURBIDITY: 0.69 0.80

HB TURBIDITY: 0.73 0.32

ANALYST: monahan



DAILY FLUORIDE REPORT

FROM: QUALITY CONTROL LABORATORY
 TO: WATER TREATMENT PLANT FOREMAN


DATE: 19 JAN 83

PLANT	RAW	TREATED
HADNOT POINT	1.22	1.03
TARAWA TERRACE	0.27	0.94
HOLCOMB BLVD.	0.22	0.88

TT TURBIDITY: 0.38 1.25

HB TURBIDITY: 1.60 0.36

ANALYST: RJ Kucharski



DAILY FLUORIDE REPORT

From: QUALITY CONTROL LABORATORY
 To: WATER TREATMENT PLANT FOREMAN


DATE: 18 Jan 83

PLANT	RAW	TREATED
HADNOT POINT	0.22	1.09
TARAWA TERRACE	0.27	0.94
HOLCOMB BLVD.	0.22	1.00

TT TURBIDITY: 0.52 0.84

HB TURBIDITY: 0.53 0.22

ANALYST: munshan



DAILY FLUORIDE REPORT

FROM: QUALITY CONTROL LABORATORY
 TO: WATER TREATMENT PLANT FOREMAN

DATE: 15 JUN 83

PLANT	RAW	TREATED
HADNOT POINT	0.22	1.00
TARAWA TERRACE	0.22	0.94
HOLCOMB BLVD.	0.22	0.88

TT TURBIDITY: 0.58 0.62

HB TURBIDITY: 0.64 0.22

ANALYST: 



DAILY FLUORIDE REPORT

From: QUALITY CONTROL LABORATORY

To: WATER TREATMENT PLANT FOREMAN


DATE: 12 Jan 83

PLANT	RAW	TREATED
HADNOT POINT	0.22	1.06
TARAWA TERRACE	0.27	1.00
HOLCOMB BLVD.	0.31	1.03

TT TURBIDITY: 0.66 2.20

HB TURBIDITY: 1.20 0.20

ANALYST: Moran



DAILY FLUORIDE REPORT

From: QUALITY CONTROL LABORATORY

To: WATER TREATMENT PLANT FOREMAN

DATE: 11 Jan '83

PLANT	RAW	TREATED
HADNOT POINT	0.22	0.97
TARAWA TERRACE	0.27	0.91
HOLCOMB BLVD.	0.27	0.97

TT TURBIDITY: 0.69 $\sqrt{}$ 2.30

HB TURBIDITY: 2.30 $\sqrt{}$ 0.20

ANALYST: Monahan



DAILY FLUORIDE REPORT

FROM: QUALITY CONTROL LABORATORY

TO: WATER TREATMENT PLANT FOREMAN

DATE: 10 Jan '83

PLANT	RAW	TREATED
HADNOT POINT	0.13	0.97
TARAWA TERRACE	0.22	0.91
HOLCOMB BLVD.	0.27	1.00

TT TURBIDITY: 0.50 1.00

HB TURBIDITY: 1.80 0.24

ANALYST: Monahan



DAILY FLUORIDE REPORT

FROM: QUALITY CONTROL LABORATORY

TO: WATER TREATMENT PLANT FOREMAN

DATE: 9 Jan 83

PLANT	RAW	TREATED
HADNOT POINT	0.13	0.97
TARAWA TERRACE	0.22	0.94
HOLCOMB BLVD.	0.18	0.94

TT TURBIDITY: 0.50 1.00

HB TURBIDITY: 0.90 0.20

ANALYST: Monahan



DAILY FLUORIDE REPORT

From: QUALITY CONTROL LABORATORY

To: WATER TREATMENT PLANT FOREMAN

DATE: 6 June 83

PLANT	RAW	TREATED
HADNOT POINT	0.18	0.94
TARAWA TERRACE	0.18	0.91
HOLCOMB BLVD.	0.13	0.91

TT TURBIDITY: 0.52 0.58

HB TURBIDITY: 0.53 0.23

ANALYST: Monahan



DAILY FLUORIDE REPORT

FROM: QUALITY CONTROL LABORATORY

TO: WATER TREATMENT PLANT FOREMAN


DATE: 5 Jan '83

PLANT	RAW	TREATED
HADNOT POINT	0.22	1.00
TARAWA TERRACE	0.27	0.94
HOLCOMB BLVD.	0.22	0.94

TT TURBIDITY: 0.60 0.88

HB TURBIDITY: 0.88 0.22

ANALYST: Moasher



DAILY FLUORIDE REPORT

FROM: QUALITY CONTROL LABORATORY
 TO: WATER TREATMENT PLANT FOREMAN

DATE: 4 Jan 1983


PLANT	RAW	TREATED
HADNOT POINT	1.02 <i>R</i>	0.23 <i>ST</i>
TARAWA TERRACE	0.32	1.05
HOLCOMB BLVD.	0.27	1.02

sample bottles water changed

TT TURBIDITY: 0.76 0.78

HB TURBIDITY: 0.44 0.26

ANALYST: Monahan



DAILY FLUORIDE REPORT

FROM: QUALITY CONTROL LABORATORY
 TO: WATER TREATMENT PLANT FOREMAN

DATE: 3 Jan 83

PLANT	RAW	TREATED
HADNOT POINT	0.23	1.02
TARAWA TERRACE	0.32	1.08
HOLCOMB BLVD.	0.23	1.05

TT TURBIDITY: 0.58 1.00

HB TURBIDITY: 0.60 0.32

ANALYST: Morahan

7

9

7

DAILY FLUORIDE REPORT

FROM: QUALITY CONTROL LABORATORY
 TO: WATER TREATMENT PLANT FOREMAN


DATE: 2 Jan 83

PLANT	RAW	TREATED
HADNOT POINT	0.23	0.99
TARAWA TERRACE	0.32	1.02
HOLCOMB BLVD.	0.32	1.08

TT TURBIDITY: 0.45 0.92

HB TURBIDITY: 0.68 0.28

ANALYST: Monahan



DAILY FLUORIDE REPORT

FROM: QUALITY CONTROL LABORATORY
 TO: WATER TREATMENT PLANT FOREMAN


DATE: 1/1/83

PLANT	RAW	TREATED
HADNOT POINT	0.23	0.96
TARAWA TERRACE	0.27	1.08
HOLCOMB BLVD.	0.32	0.99

TT TURBIDITY: 0.22 0.30

HB TURBIDITY: 0.54 0.14

ANALYST: *Henry*



DAILY FLUORIDE REPORT

FROM: QUALITY CONTROL LABORATORY
 TO: WATER TREATMENT PLANT FOREMAN


DATE: 31 Dec 82

PLANT	RAW	TREATED
HADNOT POINT	0.23	0.93
TARAWA TERRACE	0.27	1.02
HOLCOMB BLVD.	0.27	1.02

TT TURBIDITY: 0.64 0.85

HB TURBIDITY: 0.60 0.22

ANALYST: Beh



DAILY FLUORIDE REPORT

FROM: QUALITY CONTROL LABORATORY
 TO: WATER TREATMENT PLANT FOREMAN

DATE: 29 Dec, 1982

PLANT	RAW	TREATED
HADNOT POINT	0.23	0.99
TARAWA TERRACE	0.27	1.02
HOLCOMB BLVD.	0.27	1.02

TT TURBIDITY: 0.94 1.10

HB TURBIDITY: 0.65 0.28

ANALYST: Monahan



DAILY FLUORIDE REPORT

From: QUALITY CONTROL LABORATORY
 To: WATER TREATMENT PLANT FOREMAN


DATE: 30 Dec 82

PLANT	RAW	TREATED
HADNOT POINT	0.23	1.02
TARAWA TERRACE	0.27	1.11
HOLCOMB BLVD.	0.36	1.05

TT TURBIDITY: 0.65 1.00

HB TURBIDITY: 1.00 0.28

ANALYST: Monahan



DAILY FLUORIDE REPORT

From: QUALITY CONTROL LABORATORY

To: WATER TREATMENT PLANT FOREMAN


DATE: 28 Dec 82

PLANT	RAW	TREATED
HADNOT POINT	0.23	0.89
TARAWA TERRACE	0.27	0.96
HOLCOMB BLVD.	0.27	0.96

TT TURBIDITY: 0.42 0.38

HB TURBIDITY: 0.90 0.28

ANALYST: Burns



DAILY FLUORIDE REPORT

FROM: QUALITY CONTROL LABORATORY
 TO: WATER TREATMENT PLANT FOREMAN


DATE: 27 Dec 82

PLANT	RAW	TREATED
HADNOT POINT	0.27	0.99
TARAWA TERRACE	0.27	1.05
HOLCOMB BLVD.	0.27	0.96

TT TURBIDITY: 0.52 0.72

HB TURBIDITY: 0.58 0.24

ANALYST: Moushen



DAILY FLUORIDE REPORT

FROM: QUALITY CONTROL LABORATORY
 TO: WATER TREATMENT PLANT FOREMAN

DATE: 26 Dec '82

PLANT	RAW	TREATED
HADNOT POINT	0.23	0.99
TARAWA TERRACE	0.27	1.11
HOLCOMB BLVD.	0.27	0.93


TT TURBIDITY: 0.64

11.0

HB TURBIDITY: 0.56

0.21

ANALYST: Monahan



DAILY FLUORIDE REPORT

FROM: QUALITY CONTROL LABORATORY
 TO: WATER TREATMENT PLANT FOREMAN


DATE: 25 DEC 82

PLANT	RAW	TREATED
HADNOT POINT	0.23	0.99
TARAWA TERRACE	0.32	0.96
HOLCOMB BLVD.	0.27	0.86

TT TURBIDITY: 0.42 0.38

HB TURBIDITY: 0.52 0.40

ANALYST: *Brown*



DAILY FLUORIDE REPORT

FROM: QUALITY CONTROL LABORATORY
 TO: WATER TREATMENT PLANT FOREMAN


DATE: 24 Dec 82

PLANT	RAW	TREATED
HADNOT POINT	0.23	0.89
TARAWA TERRACE	0.27	0.68
HOLCOMB BLVD.	0.23	0.76

TT TURBIDITY: 0.40 1.20

HB TURBIDITY: 0.42 0.36

ANALYST: Burns



DAILY FLUORIDE REPORT

FROM: QUALITY CONTROL LABORATORY
 TO: WATER TREATMENT PLANT FOREMAN


DATE: 23 Dec. 82

PLANT	RAW	TREATED
HADNOT POINT	0.18	0.83
TARAWA TERRACE	0.23	0.96
HOLCOMB BLVD.	0.18	0.76

TT TURBIDITY: 0.40 1.0

HB TURBIDITY: 4.8 0.52

ANALYST: *Sweeney*



DAILY FLUORIDE REPORT

FROM: QUALITY CONTROL LABORATORY
 TO: WATER TREATMENT PLANT FOREMAN


DATE: 22 Dec 82

PLANT	RAW	TREATED
HADNOT POINT	0.23	0.76
TARAWA TERRACE	0.23	1.02
HOLCOMB BLVD.	0.23	0.86

TT TURBIDITY: 0.36 0.48

HB TURBIDITY: 0.72 0.88

ANALYST: A. Schaefer



DAILY FLUORIDE REPORT

From: QUALITY CONTROL LABORATORY
 To: WATER TREATMENT PLANT FOREMAN


DATE: 21 Dec 82

PLANT	RAW	TREATED
HADNOT POINT	0.23	0.61
TARAWA TERRACE	0.27	0.72
HOLCOMB BLVD.	0.27	0.99

TT TURBIDITY: 1.00 1.90

HB TURBIDITY: 0.60 0.22

ANALYST: Monahan



DAILY FLUORIDE REPORT

FROM: QUALITY CONTROL LABORATORY
 TO: WATER TREATMENT PLANT FOREMAN


DATE: 20 Dec. 82

PLANT	RAW	TREATED
HADNOT POINT	0.23	0.89
TARAWA TERRACE	0.27	0.79
HOLCOMB BLVD.	0.27	0.99

TT TURBIDITY: 0.44 0.54

HB TURBIDITY: 1.6 0.22

ANALYST: *Singh*



DAILY FLUORIDE REPORT

From: QUALITY CONTROL LABORATORY
 To: WATER TREATMENT PLANT FOREMAN

DATE: 19 Dec. 82

PLANT	RAW	TREATED
HADNOT POINT	0.18	0.89
TARAWA TERRACE	0.27	0.72
HOLCOMB BLVD.	0.36	0.99

TT TURBIDITY: 0.34 0.50

HB TURBIDITY: 0.70 0.24

ANALYST: *Spencer*



DAILY FLUORIDE REPORT

From: QUALITY CONTROL LABORATORY
 To: WATER TREATMENT PLANT FOREMAN


DATE: 18 Dec 1982

PLANT	RAW	TREATED
HADNOT POINT	0.27	1.92
TARAWA TERRACE	0.32	1.11
HOLCOMB BLVD.	0.27	1.20

TT TURBIDITY: 0.44 0.62

HB TURBIDITY: 0.50 0.34

ANALYST: *R. Schaeffer*



DAILY FLUORIDE REPORT

FROM: QUALITY CONTROL LABORATORY

TO: WATER TREATMENT PLANT FOREMAN


DATE: 17 Dec 82

PLANT	RAW	TREATED
HADNOT POINT	0.23	0.89
TARAWA TERRACE	0.27	0.99
HOLCOMB BLVD.	0.23	1.05

TT TURBIDITY: 0.42 0.60

HB TURBIDITY: 0.46 0.30

ANALYST: *[Signature]*



DAILY FLUORIDE REPORT

From: QUALITY CONTROL LABORATORY

To: WATER TREATMENT PLANT FOREMAN

DATE: 16 Dec 82

PLANT	RAW	TREATED
HADNOT POINT	0.18	1.02
TARAWA TERRACE	0.27	0.83
HOLCOMB BLVD.	0.18	0.96

TT TURBIDITY: 0.50 0.50

HB TURBIDITY: 2.0 0.30

ANALYST: *J. J. [Signature]*



DAILY FLUORIDE REPORT

From: QUALITY CONTROL LABORATORY
 To: WATER TREATMENT PLANT FOREMAN

DATE: 15 Dec 82

PLANT	RAW	TREATED
HADNOT POINT	0.18	0.89
TARAWA TERRACE	0.27	0.99
HOLCOMB BLVD.	0.23	0.93

TT TURBIDITY: 0.65 0.50

HB TURBIDITY: 0.46 0.24

ANALYST: Monahan



DAILY FLUORIDE REPORT

FROM: QUALITY CONTROL LABORATORY
 TO: WATER TREATMENT PLANT FOREMAN


DATE: 13 Dec 82

PLANT	RAW	TREATED
HADNOT POINT	0.23	0.89
TARAWA TERRACE	0.27	0.83
HOLCOMB BLVD.	0.27	0.83

TT TURBIDITY: 0.40 0.69

HB TURBIDITY: 2.30 0.30

ANALYST: Monahan



DAILY FLUORIDE REPORT

FROM: QUALITY CONTROL LABORATORY
 TO: WATER TREATMENT PLANT FOREMAN

DATE: 12 Dec 82
 (Sun)

PLANT	RAW	TREATED
HADNOT POINT	0.18	0.93
TARAWA TERRACE	0.27	0.76
HOLCOMB BLVD.	0.23	0.89

TT TURBIDITY: 0.40 0.44
 HB TURBIDITY: 0.45 0.38

ANALYST: Monahan

140

140

140

140

140

DAILY FLUORIDE REPORT

From: QUALITY CONTROL LABORATORY
 To: WATER TREATMENT PLANT FOREMAN


DATE: 4-8-83

PLANT	RAW	TREATED
HADNOT POINT	0.26	0.91
TARAWA TERRACE	0.30	0.97
HOLCOMB BLVD.	0.30	1.10

TT TURBIDITY: 0.52 0.26

HB TURBIDITY: 0.50 0.21

ANALYST: R. J. Lohmiller



DAILY FLUORIDE REPORT

FROM: QUALITY CONTROL LABORATORY
TO: WATER TREATMENT PLANT FOREMAN


DATE: 4-7-83

PLANT	RAW	TREATED
HADNOT POINT	0.39	0.94
TARAWA TERRACE	0.35	1.13
HOLCOMB BLVD.	0.30	1.10

TT TURBIDITY: 0.37 0.34

HB TURBIDITY: 0.50 0.18

ANALYST: RJ Lockyer




DAILY FLUORIDE REPORT

From: QUALITY CONTROL LABORATORY
 To: WATER TREATMENT PLANT FOREMAN

DATE: 6 Apr 83

PLANT	RAW	TREATED
HADNOT POINT	0.30	0.88
TARAWA TERRACE	0.30	1.07
HOLCOMB BLVD.	0.26	1.13

TT TURBIDITY: 1.70 0.38
 HB TURBIDITY: 0.43 0.22
 ANALYST: Morahan



DAILY FLUORIDE REPORT

From: QUALITY CONTROL LABORATORY
 To: WATER TREATMENT PLANT FOREMAN


DATE: 5 Apr 83

PLANT	RAW	TREATED
HADNOT POINT	0.30	0.77
TARAWA TERRACE	0.30	1.07
HOLCOMB BLVD.	0.26	1.01

TT TURBIDITY: 0.42 0.24

HB TURBIDITY: 0.34 0.26

ANALYST: R. J. Schmale



DAILY FLUORIDE REPORT

From: QUALITY CONTROL LABORATORY
To: WATER TREATMENT PLANT FOREMAN


DATE: 4 April 83

PLANT	RAW	TREATED
HADNOT POINT	0.26	0.74
TARAWA TERRACE	0.16	1.13
HOLCOMB BLVD.	0.26	0.94

TT TURBIDITY: 0.36 0.24

HB TURBIDITY: 0.36 0.22

ANALYST: P. J. Lucharella



DAILY FLUORIDE REPORT

From: QUALITY CONTROL LABORATORY
 To: WATER TREATMENT PLANT FOREMAN


DATE: 3 April 83

PLANT	RAW	TREATED
HADNOT POINT	0.21	0.67
TARAWA TERRACE	0.26	1.13
HOLCOMB BLVD.	0.30	1.01

TT TURBIDITY: 0.26 0.32

HB TURBIDITY: 0.35 0.20

ANALYST: RJ Scherelle



DAILY FLUORIDE REPORT

From: QUALITY CONTROL LABORATORY

To: WATER TREATMENT PLANT FOREMAN

DATE: 1 April 83

PLANT	RAW	TREATED
HADNOT POINT	0.26	0.81
TARAWA TERRACE	0.26	1.10
HOLCOMB BLVD.	0.26	1.07

TT TURBIDITY: 0.54 0.91

HB TURBIDITY: 0.62 0.34

ANALYST: Monahan



DAILY FLUORIDE REPORT

From: QUALITY CONTROL LABORATORY
To: WATER TREATMENT PLANT FOREMAN


DATE: 2 Apr 63

PLANT	RAW	TREATED
HADNOT POINT	0.21	0.77
TARAWA TERRACE	0.35	1.01
HOLCOMB BLVD.	1.01	1.01

TT TURBIDITY: 0.34 1.20

HB TURBIDITY: 0.46 0.24

ANALYST: R. Schenelle



DAILY FLUORIDE REPORT

From: QUALITY CONTROL LABORATORY
 To: WATER TREATMENT PLANT FOREMAN


DATE: 31 Mar 83

PLANT	RAW	TREATED
HADNOT POINT	0.26	0.77 (top 0.88)
TARAWA TERRACE	0.26	1.13
HOLCOMB BLVD.	0.26	1.81

TT TURBIDITY: 0.59 0.98

HB TURBIDITY: 0.68 0.52

ANALYST: Monahan



DAILY FLUORIDE REPORT

From: QUALITY CONTROL LABORATORY
 To: WATER TREATMENT PLANT FOREMAN


DATE: 3-30-83

PLANT	RAW	TREATED
HADNOT POINT	0.26	0.84
TARAWA TERRACE	0.35	1.04
HOLCOMB BLVD.	0.26	1.01

TT TURBIDITY: 0.44 0.59

HB TURBIDITY: 0.56 0.80

ANALYST: R. J. Lachelle



DAILY FLUORIDE REPORT

From: QUALITY CONTROL LABORATORY

To: WATER TREATMENT PLANT FOREMAN


DATE: 29 Mar 83

PLANT	RAW	TREATED
HADNOT POINT	0.30	0.81
TARAWA TERRACE	0.30	0.94
HOLCOMB BLVD.	0.26	1.01

TT TURBIDITY: 0.30 0.42

HB TURBIDITY: 0.50 0.19

ANALYST: R. Schaefer



DAILY FLUORIDE REPORT

From: QUALITY CONTROL LABORATORY

To: WATER TREATMENT PLANT FOREMAN

DATE: 28th Mar 83


PLANT	RAW	TREATED
HADNOT POINT	0.21	0.81
TARAWA TERRACE	0.26	0.84
HOLCOMB BLVD.	0.26	1.04

Tap H₂O
0.77

TT TURBIDITY: 0.56 0.84

HB TURBIDITY: 0.66 0.27

ANALYST: Monahan



DAILY FLUORIDE REPORT

From: QUALITY CONTROL LABORATORY

To: WATER TREATMENT PLANT FOREMAN


DATE: 27th Mar 83
June

PLANT	RAW	TREATED
HADNOT POINT	0.21	0.70
TARAWA TERRACE	0.30	0.84
HOLCOMB BLVD.	0.26	1.04

TT TURBIDITY: 0.54 0.87

HB TURBIDITY: 0.54 0.27

ANALYST: monahan



DAILY FLUORIDE REPORT

From: QUALITY CONTROL LABORATORY

To: WATER TREATMENT PLANT FOREMAN


DATE: 26 MARCH 63

PLANT	RAW	TREATED
HADNOT POINT	0.16	0.84
TARAWA TERRACE	0.21	1.04
HOLCOMB BLVD.	0.16	0.94

TT TURBIDITY: 0.74 0.78

HB TURBIDITY: 0.56 0.28

ANALYST: *[Signature]*



DAILY FLUORIDE REPORT

FROM: QUALITY CONTROL LABORATORY

TO: WATER TREATMENT PLANT FOREMAN


DATE: 25 March 83

PLANT	RAW	TREATED
HADNOT POINT	0.21	0.74
TARAWA TERRACE	0.26	1.01
HOLCOMB BLVD.	0.26	0.97

TT TURBIDITY: 0.26 0.42

HB TURBIDITY: 0.54 0.30

ANALYST: A. S. S. S. S.



DAILY FLUORIDE REPORT

FROM: QUALITY CONTROL LABORATORY
 TO: WATER TREATMENT PLANT FOREMAN

DATE: 23 March 1983

PLANT	RAW	TREATED
HADNOT POINT	0.30	0.91
TARAWA TERRACE	0.39	0.97
HOLCOMB BLVD.	0.39	1.10

TT TURBIDITY: 0.50

HB TURBIDITY: 0.65

ANALYST: Monahan

17.00 PM SAMPLE
 0.90

1.80



DAILY FLUORIDE REPORT

From: QUALITY CONTROL LABORATORY

To: WATER TREATMENT PLANT FOREMAN

DATE: 24 March 83

PLANT	RAW	TREATED
HADNOT POINT	0.21	0.84
TARAWA TERRACE	0.30	1.07
HOLCOMB BLVD.	0.30	1.04

TT TURBIDITY:

0.52

1.05

HB TURBIDITY:

0.97

0.78

ANALYST:

Monahan



DAILY FLUORIDE REPORT

From: QUALITY CONTROL LABORATORY

To: WATER TREATMENT PLANT FOREMAN


DATE: 21 MAR 83

PLANT	RAW	TREATED
HADNOT POINT	0.26	0.74
TARAWA TERRACE	0.26	1.07
HOLCOMB BLVD.	0.21	0.97

TT TURBIDITY: 0.50 0.69

HB TURBIDITY: 0.64 0.29

ANALYST: R J Lockwell



DAILY FLUORIDE REPORT

From: QUALITY CONTROL LABORATORY

To: WATER TREATMENT PLANT FOREMAN


DATE: 20 Mar 83

PLANT	RAW	TREATED
HADNOT POINT	0.26	0.77
TARAWA TERRACE	0.30	1.13
HOLCOMB BLVD.	0.26	0.97

TT TURBIDITY: 0.36 0.40

HB TURBIDITY: 0.29 0.28

ANALYST: R. J. Lachyette



DAILY FLUORIDE REPORT

From: QUALITY CONTROL LABORATORY

To: WATER TREATMENT PLANT FOREMAN

DATE: 22 March 83

PLANT	RAW	TREATED
HADNOT POINT	0.26	0.81
TARAWA TERRACE	0.30	1.01
HOLCOMB BLVD.	0.30	1.10

TT TURBIDITY: 0.74 1.00

HB TURBIDITY: 0.70 0.80

ANALYST: monahan



DAILY FLUORIDE REPORT

From: QUALITY CONTROL LABORATORY

To: WATER TREATMENT PLANT FOREMAN


DATE: 3-19-83

PLANT	RAW	TREATED
HADNOT POINT	0.16	0.67
TARAWA TERRACE	0.16	1.04
HOLCOMB BLVD.	0.21	0.77

TT TURBIDITY: 0.28 0.44

HB TURBIDITY: 0.82 0.26

ANALYST: Burn



DAILY FLUORIDE REPORT

From: QUALITY CONTROL LABORATORY

To: WATER TREATMENT PLANT FOREMAN

DATE: 18 MAR 63

PLANT	RAW	TREATED
HADNOT POINT	0.26	0.97
TARAWA TERRACE	0.30	1.01
HOLCOMB BLVD.	0.21	0.97

TT TURBIDITY: 0.42 0.64

HB TURBIDITY: 0.79 0.28

ANALYST: R. J. Schaefer

HP
TT .67
HB 1.04
.77

DAILY FLUORIDE REPORT

From: QUALITY CONTROL LABORATORY

To: WATER TREATMENT PLANT FOREMAN

DATE: 17 Mar '83

PLANT	RAW	TREATED
HADNOT POINT	0.21	0.74
TARAWA TERRACE	0.21	0.81
HOLCOMB BLVD.	0.16	0.94

Tap
0.81

TT TURBIDITY: 0.53 5.90

HB TURBIDITY: 1.20 0.32

ANALYST: monahan



DAILY FLUORIDE REPORT

From: QUALITY CONTROL LABORATORY

To: WATER TREATMENT PLANT FOREMAN


DATE: 16 MAR 83

PLANT	RAW	TREATED
HADNOT POINT	0.30	1.01
TARAWA TERRACE	0.39	1.32
HOLCOMB BLVD.	0.30	1.01

TT TURBIDITY: 0.44 0.58

HB TURBIDITY: 0.60 0.20

ANALYST: RJ Schorle



DAILY FLUORIDE REPORT

From: QUALITY CONTROL LABORATORY

To: WATER TREATMENT PLANT FOREMAN


DATE: 15 MARCH 83

PLANT	RAW	TREATED
HADNOT POINT	0.35	0.97
TARAWA TERRACE	0.35	0.94
HOLCOMB BLVD.	0.30	1.04

TT TURBIDITY: 0.42 0.76

HB TURBIDITY: 1.86 0.46

ANALYST: Moxham Sherriff



DAILY FLUORIDE REPORT

FROM: QUALITY CONTROL LABORATORY
 TO: WATER TREATMENT PLANT FOREMAN


DATE: 14 MAR 83

PLANT	RAW	TREATED
HADNOT POINT	0.22	0.81
TARAWA TERRACE	0.22	1.27
HOLCOMB BLVD.	0.35	1.70

TT TURBIDITY: 0.90 0.40

HB TURBIDITY: 1.00 0.22

ANALYST: Beth



DAILY FLUORIDE REPORT

From: QUALITY CONTROL LABORATORY
To: WATER TREATMENT PLANT FOREMAN

DATE: 13 MAR 83

PLANT	RAW	TREATED
HADNOT POINT	0.44	0.78
TARAWA TERRACE	0.35	1.27
HOLCOMB BLVD.	0.22	0.91

TT TURBIDITY: 0.78 0.50

HB TURBIDITY: 0.92 0.27

ANALYST: BJ



DAILY FLUORIDE REPORT

FROM: QUALITY CONTROL LABORATORY
 TO: WATER TREATMENT PLANT FOREMAN

DATE: 12 MAR 1983

PLANT	RAW	TREATED
HADNOT POINT	0.26	0.78
TARAWA TERRACE	0.35	0.74
HOLCOMB BLVD.	0.95	0.98

TT TURBIDITY: 0.33 0.24

HB TURBIDITY: 0.36 0.22

ANALYST: M. Sachelle



DAILY FLUORIDE REPORT

FROM: QUALITY CONTROL LABORATORY
 TO: WATER TREATMENT PLANT FOREMAN

DATE: 11 MAR 83

PLANT	RAW	TREATED
HADNOT POINT	0.26	0.81
TARAWA TERRACE	0.35	0.78
HOLCOMB BLVD.	0.26	1.00

TT TURBIDITY: 0.43 0.22

HB TURBIDITY: 0.50 0.23

ANALYST: R. J. Lockwell



DAILY FLUORIDE REPORT

From: QUALITY CONTROL LABORATORY
 To: WATER TREATMENT PLANT FOREMAN

DATE: 10 March 83

PLANT	RAW	TREATED
HADNOT POINT	0.26	0.98
TARAWA TERRACE	0.31	0.81
HOLCOMB BLVD.	0.26	1.00

TT TURBIDITY: 0.45 0.26

HB TURBIDITY: 1.00 0.24

ANALYST: MJ Labrie



DAILY FLUORIDE REPORT

FROM: QUALITY CONTROL LABORATORY
 TO: WATER TREATMENT PLANT FOREMAN

DATE: 9 MAR 83

PLANT	RAW	TREATED
HADNOT POINT	0.35	1.13
TARAWA TERRACE	0.35	0.63
HOLCOMB BLVD.	0.39	1.13

TT TURBIDITY: 0.36 0.18

HB TURBIDITY: 0.58 0.26

ANALYST: R. J. Sackinelle



DAILY FLUORIDE REPORT

FROM: QUALITY CONTROL LABORATORY
 TO: WATER TREATMENT PLANT FOREMAN

DATE: 8 March 83

PLANT	RAW	TREATED
HADNOT POINT	0.31	1.00
TARAWA TERRACE	0.31	0.78
HOLCOMB BLVD.	0.26	1.00

TT TURBIDITY: 0.64 0.18

HB TURBIDITY: 0.52 0.24

ANALYST: M. Schynelle



DAILY FLUORIDE REPORT

FROM: QUALITY CONTROL LABORATORY
 TO: WATER TREATMENT PLANT FOREMAN

DATE: 7 Mar 83

PLANT	RAW	TREATED
HADNOT POINT	0.26	0.88
TARAWA TERRACE	0.26	1.24
HOLCOMB BLVD.	0.26	1.04

TT TURBIDITY: 0.44 0.52

HB TURBIDITY: 0.66 0.32

ANALYST: Monahan



DAILY FLUORIDE REPORT

From: QUALITY CONTROL LABORATORY

To: WATER TREATMENT PLANT FOREMAN


DATE: 6 Mar 83
Secondary

PLANT	RAW	TREATED
HADNOT POINT	0.26	0.78
TARAWA TERRACE	0.31	1.21
HOLCOMB BLVD.	0.26	1.04

TT TURBIDITY: 0.40 0.24

HB TURBIDITY: 0.57 0.30

ANALYST: *Monahan*



DAILY FLUORIDE REPORT

FROM: QUALITY CONTROL LABORATORY
 TO: WATER TREATMENT PLANT FOREMAN

DATE: 5 MARCH 83

PLANT	RAW	TREATED
HADNOT POINT	0.71	0.91
TARAWA TERRACE	0.35	0.85
HOLCOMB BLVD.	0.22	1.00

TT TURBIDITY: 1.6 0.25

HB TURBIDITY: 0.56 0.25

ANALYST: *Harvey*



DAILY FLUORIDE REPORT

FROM: QUALITY CONTROL LABORATORY
 TO: WATER TREATMENT PLANT FOREMAN

DATE: 4 March 83

PLANT	RAW	TREATED
HADNOT POINT	0.48	1.04
TARAWA TERRACE	0.44	0.95
HOLCOMB BLVD.	0.48	1.21

TT TURBIDITY: 0.38 0.38

HB TURBIDITY: 0.58 0.20

ANALYST: Sweeney



DAILY FLUORIDE REPORT

FROM: QUALITY CONTROL LABORATORY
 TO: WATER TREATMENT PLANT FOREMAN

DATE: 3 Mar 83

PLANT	RAW	TREATED
HADNOT POINT	0.31	1.16
TARAWA TERRACE	0.35	1.24
HOLCOMB BLVD.	0.26	1.13

TT TURBIDITY: 0.48 21.0

HB TURBIDITY: 0.56 0.38

ANALYST: monahan



DAILY FLUORIDE REPORT

FROM: QUALITY CONTROL LABORATORY

TO: WATER TREATMENT PLANT FOREMAN

DATE: 27 Mar 83

PLANT	RAW	TREATED
HADNOT POINT	0.48	1.27
TARAWA TERRACE	0.35	1.13
HOLCOMB BLVD.	0.35	1.16

TT TURBIDITY: 0.58 0.40

HB TURBIDITY: 0.72 0.34

ANALYST: Monsieur



DAILY FLUORIDE REPORT

FROM: QUALITY CONTROL LABORATORY
 TO: WATER TREATMENT PLANT FOREMAN

DATE: 1 MAR 83

PLANT	RAW	TREATED
HADNOT POINT	0.22	1.10
TARAWA TERRACE	0.31	0.81
HOLCOMB BLVD.	0.26	1.04

TT TURBIDITY: 0.44 0.76

HB TURBIDITY: 0.70 0.25

ANALYST: M J Lockyer



DAILY FLUORIDE REPORT

FROM: QUALITY CONTROL LABORATORY
 TO: WATER TREATMENT PLANT FOREMAN

DATE: 28 Feb 83

PLANT	RAW	TREATED
HADNOT POINT	0.26	1.19
TARAWA TERRACE	0.39	1.00
HOLCOMB BLVD.	0.26	1.04

TT TURBIDITY: 0.26 0.74

HB TURBIDITY: 0.42 0.34

ANALYST: RJ Schaefer



DAILY FLUORIDE REPORT

FROM: QUALITY CONTROL LABORATORY
 TO: WATER TREATMENT PLANT FOREMAN


DATE: 27 Feb 83

PLANT	RAW	TREATED
HADNOT POINT	0.17	1.00
TARAWA TERRACE	0.12	1.10
HOLCOMB BLVD.	0.07	1.00

TT TURBIDITY: 0.44 0.76

HB TURBIDITY: 0.34 0.22

ANALYST: A. J. Schmitt



DAILY FLUORIDE REPORT

FROM: QUALITY CONTROL LABORATORY
TO: WATER TREATMENT PLANT FOREMAN


DATE: 26 FEB 83

PLANT	RAW	TREATED
HADNOT POINT	0.26	0.91
TARAWA TERRACE	0.12	0.98
HOLCOMB BLVD.	0.22	0.91

TT TURBIDITY: 0.30 0.70

HB TURBIDITY: 0.42 0.40

ANALYST: Bur



DAILY FLUORIDE REPORT

From: QUALITY CONTROL LABORATORY

To: WATER TREATMENT PLANT FOREMAN


DATE: 25 Feb 83

PLANT	RAW	TREATED
HADNOT POINT	0.26	1.19
TARAWA TERRACE	0.31	0.91
HOLCOMB BLVD.	0.26	1.04

TT TURBIDITY: 0.54 1.80

HB TURBIDITY: 0.66 0.52

ANALYST: Mouahan



DAILY FLUORIDE REPORT

From: QUALITY CONTROL LABORATORY
 To: WATER TREATMENT PLANT FOREMAN


DATE: 24 Feb 83

PLANT	RAW	TREATED
HADNOT POINT	0.26	1.19
TARAWA TERRACE	0.39	1.13
HOLCOMB BLVD.	0.26	1.13

TT TURBIDITY: 0.26 1.00

HB TURBIDITY: 0.44 0.30

ANALYST: R. Phillips



DAILY FLUORIDE REPORT

From: QUALITY CONTROL LABORATORY

To: WATER TREATMENT PLANT FOREMAN


DATE: 23 Feb 83

PLANT	RAW	TREATED
HADNOT POINT	0.35	1.00
TARAWA TERRACE	0.39	1.16
HOLCOMB BLVD.	0.35	1.16

TT TURBIDITY: 6.20 1.70

HB TURBIDITY: 0.56 1.20

ANALYST: Monahan



DAILY FLUORIDE REPORT

FROM: QUALITY CONTROL LABORATORY

TO: WATER TREATMENT PLANT FOREMAN


DATE: 22 Feb 83

PLANT	RAW	TREATED
HADNOT POINT	0.26	0.95
TARAWA TERRACE	0.48	1.13
HOLCOMB BLVD.	0.35	1.27

TT TURBIDITY: 0.70 2.20

HB TURBIDITY: 0.50 0.46

ANALYST: Monahan



DAILY FLUORIDE REPORT

From: QUALITY CONTROL LABORATORY

To: WATER TREATMENT PLANT FOREMAN

DATE: 21 Feb 83

PLANT	RAW	TREATED
HADNOT POINT	0.35	0.67
TARAWA TERRACE	0.26	0.95
HOLCOMB BLVD.	0.26	1.00

TT TURBIDITY: 0.44 0.98

HB TURBIDITY: 0.42 0.38

ANALYST: Hernandez



DAILY FLUORIDE REPORT

From: QUALITY CONTROL LABORATORY

To: WATER TREATMENT PLANT FOREMAN


DATE: 20 Feb 83

PLANT	RAW	TREATED
HADNOT POINT	0.22	0.67
TARAWA TERRACE	0.35	0.91
HOLCOMB BLVD.	0.26	1.00

TT TURBIDITY: 0.98 0.88

HB TURBIDITY: 0.50 0.40

ANALYST: *Honeycutt*



DAILY FLUORIDE REPORT

From: QUALITY CONTROL LABORATORY

To: WATER TREATMENT PLANT FOREMAN


DATE: 19 Feb 83

PLANT	RAW	TREATED
HADNOT POINT	0.17	0.71
TARAWA TERRACE	0.22	1.10
HOLCOMB BLVD.	0.31	1.00

TT TURBIDITY: 0.69 2.00

HB TURBIDITY: 0.54 1.89

ANALYST: RJ [Signature]



DAILY FLUORIDE REPORT

From: QUALITY CONTROL LABORATORY

To: WATER TREATMENT PLANT FOREMAN


DATE: 18 Feb 63

PLANT	RAW	TREATED
HADNOT POINT	0.17	0.59
TARAWA TERRACE	0.39	0.81
HOLCOMB BLVD.	0.35	0.98

TT TURBIDITY: 0.46 0.68

HB TURBIDITY: 0.50 0.86

ANALYST: James G. Lockwood



DAILY FLUORIDE REPORT

From: QUALITY CONTROL LABORATORY

To: WATER TREATMENT PLANT FOREMAN


DATE: 17 Feb 83

PLANT	RAW	TREATED
HADNOT POINT	0.26	0.81
TARAWA TERRACE	0.26	1.00
HOLCOMB BLVD.	0.26	1.00

TT TURBIDITY: 0.56 0.74

HB TURBIDITY: 1.20 0.62

ANALYST: R.A. Lohmiller



DAILY FLUORIDE REPORT

From: QUALITY CONTROL LABORATORY

To: WATER TREATMENT PLANT FOREMAN


DATE: 16 FEB 83

PLANT	RAW	TREATED
HADNOT POINT	0.07	0.85
TARAWA TERRACE	0.26	0.88
HOLCOMB BLVD.	0.31	0.85

TT TURBIDITY: 0.26 0.20

HB TURBIDITY: 0.50 0.30

ANALYST: *B...*



DAILY FLUORIDE REPORT

FROM: QUALITY CONTROL LABORATORY
 TO: WATER TREATMENT PLANT FOREMAN

DATE: 11 Feb 83

PLANT	RAW	TREATED
HADNOT POINT	0.26	1.04
TARAWA TERRACE	0.31	0.74
HOLCOMB BLVD.	0.26	1.10

TT TURBIDITY: 1.0 0.54

HB TURBIDITY: 0.52 0.26

ANALYST: Heenequest



DAILY FLUORIDE REPORT

From: QUALITY CONTROL LABORATORY

To: WATER TREATMENT PLANT FOREMAN

DATE: 15 FEB 83

PLANT	RAW	TREATED
HADNOT POINT	0.22	0.88
TARAWA TERRACE	0.26	0.98
HOLCOMB BLVD.	0.31	0.91

TT TURBIDITY: 0.46 0.46

HB TURBIDITY: 0.60 0.40

ANALYST: *Burn*



DAILY FLUORIDE REPORT

From: QUALITY CONTROL LABORATORY
 To: WATER TREATMENT PLANT FOREMAN

DATE: 14 Feb 83

PLANT	RAW	TREATED
HADNOT POINT	0.26	1.13
TARAWA TERRACE	0.35	1.30
HOLCOMB BLVD.	0.35	1.04

TT TURBIDITY: 0.64 0.50
 HB TURBIDITY: 1.30 0.32

ANALYST: Monahan

120
120

120
120

120

DAILY FLUORIDE REPORT

FROM: QUALITY CONTROL LABORATORY
 TO: WATER TREATMENT PLANT FOREMAN

DATE: 13 Feb 83

PLANT	RAW	TREATED
HADNOT POINT	0.26	1.19
TARAWA TERRACE	0.35	1.30
HOLCOMB BLVD.	0.31	1.10

TT TURBIDITY: 0.62 0.62

HB TURBIDITY: 1.10 0.32

ANALYST: Monahan



DAILY FLUORIDE REPORT

FROM: QUALITY CONTROL LABORATORY
 TO: WATER TREATMENT PLANT FOREMAN

DATE: 12 Feb 83

PLANT	RAW	TREATED
HADNOT POINT	0.26	1.19
TARAWA TERRACE	0.35	1.30
HOLCOMB BLVD.	0.31	0.98

TT TURBIDITY: 0.58 1.2

HB TURBIDITY: 0.32 0.43

ANALYST: *Hengquist*



DAILY FLUORIDE REPORT

FROM: QUALITY CONTROL LABORATORY
 TO: WATER TREATMENT PLANT FOREMAN

DATE: 10 Feb 83

PLANT	RAW	TREATED
HADNOT POINT	0.22	0.95
TARAWA TERRACE	0.26	0.74
HOLCOMB BLVD.	0.26	1.00

TT TURBIDITY: 0.49 0.50

HB TURBIDITY: 1.6 0.24

ANALYST: *Sweeney*



DAILY FLUORIDE REPORT

FROM: QUALITY CONTROL LABORATORY
 TO: WATER TREATMENT PLANT FOREMAN

DATE: 9 Feb 83

PLANT	RAW	TREATED
HADNOT POINT	0.31	1.19
TARAWA TERRACE	0.39	0.81
HOLCOMB BLVD.	0.26	1.00

TT TURBIDITY: 0.50 0.54

HB TURBIDITY: 0.40 0.35

ANALYST: *[Signature]*



DAILY FLUORIDE REPORT

From: QUALITY CONTROL LABORATORY
 To: WATER TREATMENT PLANT FOREMAN

DATE: 8 Feb 83

PLANT	RAW	TREATED
HADNOT POINT	0.31	1.10
TARAWA TERRACE	0.26	0.91
HOLCOMB BLVD.	0.22	0.98

TT TURBIDITY: 0.40 0.40

HB TURBIDITY: 0.61 0.26

ANALYST: *Henry*



DAILY FLUORIDE REPORT

FROM: QUALITY CONTROL LABORATORY

TO: WATER TREATMENT PLANT FOREMAN

DATE: 7 Feb 83

PLANT	RAW	TREATED
HADNOT POINT	0.35	1.04
TARAWA TERRACE	0.39	0.98
HOLCOMB BLVD.	0.39	1.04

TT TURBIDITY: 0.54 0.69

HB TURBIDITY: 2.50 0.20

ANALYST: monahan



DAILY FLUORIDE REPORT

FROM: QUALITY CONTROL LABORATORY
 TO: WATER TREATMENT PLANT FOREMAN

DATE: 6 Feb 83
 (Sun)

PLANT	RAW	TREATED
HADNOT POINT	0.26	1.04
TARAWA TERRACE	0.35	0.98
HOLCOMB BLVD.	0.31	1.10

TT TURBIDITY: 0.48 0.74
 HB TURBIDITY: 0.61 0.20

ANALYST: Monahan



DAILY FLUORIDE REPORT

From: QUALITY CONTROL LABORATORY
 To: WATER TREATMENT PLANT FOREMAN

DATE: 5 Feb 83

PLANT	RAW	TREATED
HADNOT POINT	0.22	1.00
TARAWA TERRACE	0.31	0.88
HOLCOMB BLVD.	0.07	0.95

TT TURBIDITY: 0.32 0.44

HB TURBIDITY: 6.42 0.18

ANALYST: Ben



DAILY FLUORIDE REPORT

From: QUALITY CONTROL LABORATORY


To: WATER TREATMENT PLANT FOREMAN

DATE: 4 FEB 83

PLANT	RAW	TREATED
HADNOT POINT	0.22	0.71
TARAWA TERRACE	0.26	0.98
HOLCOMB BLVD.	0.31	0.91

TT TURBIDITY: 0.42 0.26

HB TURBIDITY: 0.50 0.18

ANALYST: 



DAILY FLUORIDE REPORT

From: QUALITY CONTROL LABORATORY

To: WATER TREATMENT PLANT FOREMAN

DATE: 2-3-83

PLANT	RAW	TREATED
HADNOT POINT	0.13	0.97
TARAWA TERRACE	0.22	1.26
HOLCOMB BLVD.	0.18	0.97

TT TURBIDITY: 0.36 0.20

HB TURBIDITY: 0.53 0.18

ANALYST: M. J. [Signature]



DAILY FLUORIDE REPORT

WOL

FROM: QUALITY CONTROL LABORATORY
 TO: WATER TREATMENT PLANT FOREMAN

DATE: 2 Feb 83

PLANT	RAW	TREATED
HADNOT POINT	0.08	0.94
TARAWA TERRACE	0.31	1.00
HOLCOMB BLVD.	0.52	1.12

TT TURBIDITY: 0.70 0.30

HB TURBIDITY: 1.10 0.20

ANALYST: M. Luchette



DAILY FLUORIDE REPORT

From: QUALITY CONTROL LABORATORY

To: WATER TREATMENT PLANT FOREMAN


DATE: 13 Jan 83

PLANT	RAW	TREATED
HADNOT POINT	0.18	1.03
TARAWA TERRACE	0.27	1.03
HOLCOMB BLVD.	0.27	1.00

TT TURBIDITY: 0.96 3.30

HB TURBIDITY: 1.30 0.21

ANALYST: Monahan



DAILY FLUORIDE REPORT

From: QUALITY CONTROL LABORATORY

To: WATER TREATMENT PLANT FOREMAN


DATE: 28 JAN 83

PLANT	RAW	TREATED
HADNOT POINT	0.22	0.74
TARAWA TERRACE	0.27	0.63
HOLCOMB BLVD.	0.22	0.94

TT TURBIDITY: 0.32 0.27

HB TURBIDITY: 0.63 0.50

ANALYST: *Shirley*



DAILY FLUORIDE REPORT

From: QUALITY CONTROL LABORATORY

To: WATER TREATMENT PLANT FOREMAN


DATE: 1 FEB 83

PLANT	RAW	TREATED
HADNOT POINT	0.27	1.00
TARAWA TERRACE	0.36	0.88
HOLCOMB BLVD.	0.36	0.91

TT TURBIDITY: 0.30 0.30

HB TURBIDITY: 0.54 0.20

ANALYST: Berna



DAILY FLUORIDE REPORT

From: QUALITY CONTROL LABORATORY

To: WATER TREATMENT PLANT FOREMAN


DATE: 1-29-83

PLANT	RAW	TREATED
HADNOT POINT	0.22	1.12
TARAWA TERRACE	0.31	1.03
HOLCOMB BLVD.	0.40	0.91

TT TURBIDITY: 0.44 0.32

HB TURBIDITY: 1.60 0.36

ANALYST: R. J. Ludwig



DAILY FLUORIDE REPORT

FROM: QUALITY CONTROL LABORATORY

TO: WATER TREATMENT PLANT FOREMAN


DATE: 27 Jan 83

PLANT	RAW	TREATED
HADNOT POINT	0.22	1.12
TARAWA TERRACE	0.31	0.74
HOLCOMB BLVD.	0.27	0.94

TT TURBIDITY: 0.56 0.38

HB TURBIDITY: 0.52 0.22

ANALYST: monahan



DAILY FLUORIDE REPORT

From: QUALITY CONTROL LABORATORY
 To: WATER TREATMENT PLANT FOREMAN


DATE: 17 June 83

PLANT	RAW	TREATED
HADNOT POINT	0.24	1.02
TARAWA TERRACE	0.33	1.14
HOLCOMB BLVD.	0.28	1.02

TT TURBIDITY: 0.46 0.65

HB TURBIDITY: 0.52 0.30

ANALYST: monahan



DAILY FLUORIDE REPORT

From: QUALITY CONTROL LABORATORY
 To: WATER TREATMENT PLANT FOREMAN


DATE: 16 June 83

PLANT	RAW	TREATED
HADNOT POINT	0.24	1.05
TARAWA TERRACE	0.24	0.81
HOLCOMB BLVD.	0.24	0.98

TT TURBIDITY: 0.60 0.59

HB TURBIDITY: 0.48 0.19

ANALYST: Monahan



DAILY FLUORIDE REPORT

From: QUALITY CONTROL LABORATORY
 To: WATER TREATMENT PLANT FOREMAN


DATE: 15 June 83

PLANT	RAW	TREATED
HADNOT POINT	0.24	1.14
TARAWA TERRACE	0.33	0.88
HOLCOMB BLVD.	0.33	0.98

TT TURBIDITY: 0.35 1.30

HB TURBIDITY: 0.50 0.20

ANALYST: monahan



DAILY FLUORIDE REPORT

FROM: QUALITY CONTROL LABORATORY
 TO: WATER TREATMENT PLANT FOREMAN


DATE: 13 June 83

PLANT	RAW	TREATED
HADNOT POINT	0.24	1.02
TARAWA TERRACE	0.24	1.02
HOLCOMB BLVD.	0.24	0.95

TT TURBIDITY: 0.45 0.84

HB TURBIDITY: 0.65 0.20

ANALYST: Monahan




DAILY FLUORIDE REPORT

From: QUALITY CONTROL LABORATORY
 To: WATER TREATMENT PLANT FOREMAN

DATE: 12 June 73
 (Sunday)

PLANT	RAW	TREATED
HADNOT POINT	0.24	1.08
TARAWA TERRACE	0.28	1.02
HOLCOMB BLVD.	0.28	0.92

TT TURBIDITY: 0.40 0.55
 HB TURBIDITY: 1.10 0.22
 ANALYST: monahan



DAILY FLUORIDE REPORT

From: QUALITY CONTROL LABORATORY
 To: WATER TREATMENT PLANT FOREMAN


DATE: 10 June 83

PLANT	RAW	TREATED
HADNOT POINT	0.24	1.02
TARAWA TERRACE	0.33	1.02
HOLCOMB BLVD.	0.24	0.95

TT TURBIDITY: 0.36 0.40

HB TURBIDITY: 0.34 0.20

ANALYST: Burns



DAILY FLUORIDE REPORT

FROM: QUALITY CONTROL LABORATORY
 TO: WATER TREATMENT PLANT FOREMAN


DATE: 8 June 83

PLANT	RAW	TREATED
HADNOT POINT	0.24	1.08
TARAWA TERRACE	0.33	1.14
HOLCOMB BLVD.	0.33	0.92

TT TURBIDITY: 0.38 0.54

HB TURBIDITY: 0.63 0.18

ANALYST: Monahan



DAILY FLUORIDE REPORT

From: QUALITY CONTROL LABORATORY
 To: WATER TREATMENT PLANT FOREMAN


DATE: 7 June 83

*Machine reference
unstable*

PLANT	RAW	TREATED
HADNOT POINT	0.19	1.02
TARAWA TERRACE	0.24	1.11
HOLCOMB BLVD.	0.24	0.88

TT TURBIDITY: 0.55 0.18
 HB TURBIDITY: 1.00 0.20

ANALYST: Monahan



DAILY FLUORIDE REPORT

From: QUALITY CONTROL LABORATORY
 To: WATER TREATMENT PLANT FOREMAN


DATE: 6 June 83

PLANT	RAW	TREATED
HADNOT POINT	0.33	1.05
TARAWA TERRACE	0.33	0.85
HOLCOMB BLVD.	0.28	0.98

TT TURBIDITY: 0.35 0.72

HB TURBIDITY: 0.55 0.18

ANALYST: R. Schaefer



DAILY FLUORIDE REPORT

From: QUALITY CONTROL LABORATORY
 To: WATER TREATMENT PLANT FOREMAN


DATE: 5 June 83

PLANT	RAW	TREATED
HADNOT POINT	0.28	1.02
TARAWA TERRACE	0.33	0.74
HOLCOMB BLVD.	0.33	1.02

TT TURBIDITY: 0.28 0.30

HB TURBIDITY: 0.35 0.22

ANALYST: M. J. Schmitt



DAILY FLUORIDE REPORT

From: QUALITY CONTROL LABORATORY
 To: WATER TREATMENT PLANT FOREMAN


DATE: 3 June 83

PLANT	RAW	TREATED
HADNOT POINT	0.24	1.02
TARAWA TERRACE	0.28	1.08
HOLCOMB BLVD.	0.24	1.08

TT TURBIDITY: 0.40 0.74

HB TURBIDITY: 0.62 0.32

ANALYST: R. J. Lockville



DAILY FLUORIDE REPORT

From: QUALITY CONTROL LABORATORY
 To: WATER TREATMENT PLANT FOREMAN


DATE: 2 June '83

PLANT	RAW	TREATED
HADNOT POINT	0.24	1.08
TARAWA TERRACE	0.33	1.20
HOLCOMB BLVD.	0.33	1.11

TT TURBIDITY: 2.40 0.63

HB TURBIDITY: 0.54 2.30

ANALYST: monahan



DAILY FLUORIDE REPORT

From: QUALITY CONTROL LABORATORY
 To: WATER TREATMENT PLANT FOREMAN

DATE: 1 June 1983

PLANT	RAW	TREATED
HADNOT POINT	0.14	0.66
TARAWA TERRACE	0.19	1.05
HOLCOMB BLVD.	0.14	0.92

TT TURBIDITY: 0.65 0.56

HB TURBIDITY: 0.66 0.20

ANALYST: Morahan



DAILY FLUORIDE REPORT

From: QUALITY CONTROL LABORATORY
 To: WATER TREATMENT PLANT FOREMAN


DATE: 4 June 83

PLANT	RAW	TREATED
HADNOT POINT	0.28	1.05
TARAWA TERRACE	0.28	1.02
HOLCOMB BLVD.	0.28	1.02

TT TURBIDITY: 0.40 0.46

HB TURBIDITY: 0.62 0.20

ANALYST: M. J. Labadie



DAILY FLUORIDE REPORT

From: QUALITY CONTROL LABORATORY
To: WATER TREATMENT PLANT FOREMAN


DATE: 31 May 83


PLANT	RAW	TREATED
HADNOT POINT	0.15	0.85
TARAWA TERRACE	0.19	0.89
HOLCOMB BLVD.	0.19	0.78

TT TURBIDITY: 0.36 0.54

HB TURBIDITY: 0.40 0.26

ANALYST: Brown





DAILY FLUORIDE REPORT

From: QUALITY CONTROL LABORATORY
 To: WATER TREATMENT PLANT FOREMAN


DATE: 29 MAY 83

PLANT	RAW	TREATED
HADNOT POINT	0.19	1.05
TARAWA TERRACE	0.24	0.85
HOLCOMB BLVD.	0.24	0.96

TT TURBIDITY: 0.42 0.42

HB TURBIDITY: 0.38 0.24

ANALYST: Aurequest



DAILY FLUORIDE REPORT

FROM: QUALITY CONTROL LABORATORY
 TO: WATER TREATMENT PLANT FOREMAN


DATE: 27 May 83

PLANT	RAW	TREATED
HADNOT POINT	0.19	1.05
TARAWA TERRACE	0.24	1.05
HOLCOMB BLVD.	0.24	0.96

TT TURBIDITY: 0.43 0.48

HB TURBIDITY: 0.51 0.51

ANALYST: Monahan



DAILY FLUORIDE REPORT

From: QUALITY CONTROL LABORATORY

To: WATER TREATMENT PLANT FOREMAN


DATE: 28 May 83

PLANT	RAW	TREATED
HADNOT POINT	0.19	0.99
TARAWA TERRACE	0.19	0.96
HOLCOMB BLVD.	0.19	0.85

TT TURBIDITY: 0.56 0.42

HB TURBIDITY: 0.42 0.32

ANALYST: Heminger



DAILY FLUORIDE REPORT

From: QUALITY CONTROL LABORATORY

To: WATER TREATMENT PLANT FOREMAN


DATE: 26 May 83

PLANT	RAW	TREATED
HADNOT POINT	0.24	1.05
TARAWA TERRACE	0.34	1.05
HOLCOMB BLVD.	0.29	0.96

TT TURBIDITY: 0.40 0.40

HB TURBIDITY: 0.48 0.58

ANALYST: Morahan



DAILY FLUORIDE REPORT

From: QUALITY CONTROL LABORATORY
 To: WATER TREATMENT PLANT FOREMAN


DATE: 25 May 82

PLANT	RAW	TREATED
HADNOT POINT	0.19	0.99
TARAWA TERRACE	0.19	0.92
HOLCOMB BLVD.	0.15	0.85

TT TURBIDITY: 0.30 0.26

HB TURBIDITY: 0.60 0.42

ANALYST: *L. S. [Signature]*



DAILY FLUORIDE REPORT

From: QUALITY CONTROL LABORATORY
 To: WATER TREATMENT PLANT FOREMAN

DATE: 18 May 82

PLANT	RAW	TREATED
HADNOT POINT	0.21	1.01
TARAWA TERRACE	0.30	1.07
HOLCOMB BLVD.	0.26	1.01

TT TURBIDITY: 0.43 0.34

HB TURBIDITY: 0.92 0.26

ANALYST: Mouchea

DAILY FLUORIDE REPORT

From: QUALITY CONTROL LABORATORY
 To: WATER TREATMENT PLANT FOREMAN


DATE: 24 MAY 83

PLANT	RAW	TREATED
HADNOT POINT	0.38	1.05
TARAWA TERRACE	0.38	1.05
HOLCOMB BLVD.	0.38	1.05

TT TURBIDITY: 0.32 0.26

HB TURBIDITY: 0.62 0.30

ANALYST: *B...*



DAILY FLUORIDE REPORT

From: QUALITY CONTROL LABORATORY
 To: WATER TREATMENT PLANT FOREMAN

DATE: 23 7-4 83

PLANT	RAW	TREATED
HADNOT POINT	0.24	0.99
TARAWA TERRACE	0.29	1.02
HOLCOMB BLVD.	0.29	0.96

TT TURBIDITY: 0.31 0.20

HB TURBIDITY: 0.58 0.18

ANALYST: Bur

DAILY FLUORIDE REPORT


From: QUALITY CONTROL LABORATORY
 To: WATER TREATMENT PLANT FOREMAN

DATE: 22 MAY 83

PLANT	RAW	TREATED
HADNOT POINT	0.19	1.02
TARAWA TERRACE	0.29	0.96
HOLCOMB BLVD.	0.24	0.96

TT TURBIDITY: 0.38 0.22
 HB TURBIDITY: 0.52 0.16

ANALYST: *B...*



DAILY FLUORIDE REPORT

From: QUALITY CONTROL LABORATORY
To: WATER TREATMENT PLANT FOREMAN


DATE: 21 May 83

PLANT	RAW	TREATED
HADNOT POINT	0.15	0.75
TARAWA TERRACE	0.19	0.92
HOLCOMB BLVD.	0.15	0.92

TT TURBIDITY: 0.40 0.20

HB TURBIDITY: 0.60 0.20

ANALYST: Burr



DAILY FLUORIDE REPORT

From: QUALITY CONTROL LABORATORY
 To: WATER TREATMENT PLANT FOREMAN


DATE: 20 May 83

PLANT	RAW	TREATED
HADNOT POINT	0.17	0.81
TARAWA TERRACE	0.26	0.94
HOLCOMB BLVD.	0.21	1.01

TT TURBIDITY: 0.47 0.26

HB TURBIDITY: 0.80 0.28

ANALYST: Monahan



DAILY FLUORIDE REPORT

From: QUALITY CONTROL LABORATORY
 To: WATER TREATMENT PLANT FOREMAN

DATE: 19 May 83

PLANT	RAW	TREATED
HADNOT POINT	0.17	1.04
TARAWA TERRACE	0.21	1.10
HOLCOMB BLVD.	0.17	0.98

TT TURBIDITY: 0.42 0.32

HB TURBIDITY: 4.60 0.26

ANALYST: Monahan

DAILY FLUORIDE REPORT

From: QUALITY CONTROL LABORATORY
 To: WATER TREATMENT PLANT FOREMAN


DATE: 10 May 83

PLANT	RAW	TREATED
HADNOT POINT	0.17	0.98
TARAWA TERRACE	0.26	1.01
HOLCOMB BLVD.	0.21	1.04

TT TURBIDITY: 0.50 0.42

HB TURBIDITY: 0.46 0.20

ANALYST: Moran



DAILY FLUORIDE REPORT

From: QUALITY CONTROL LABORATORY
 To: WATER TREATMENT PLANT FOREMAN


DATE: 3 May 83

PLANT	RAW	TREATED
HADNOT POINT	0.12	0.91
TARAWA TERRACE	0.17	0.98
HOLCOMB BLVD.	0.17	0.98

TT TURBIDITY: 1.26 0.36

HB TURBIDITY: 0.47 0.20

ANALYST: *Shirley*



DAILY FLUORIDE REPORT

From: QUALITY CONTROL LABORATORY
 To: WATER TREATMENT PLANT FOREMAN


DATE: 2 May 83

PLANT	RAW	TREATED
HADNOT POINT	0.21	1.13
TARAWA TERRACE	0.26	1.13
HOLCOMB BLVD.	0.30	1.07

TT TURBIDITY: 0.43 0.94

HB TURBIDITY: 0.52 0.32

ANALYST: Monsieur



DAILY FLUORIDE REPORT


FROM: QUALITY CONTROL LABORATORY
TO: WATER TREATMENT PLANT FOREMAN

DATE: 1 May 83
(Sunday)

PLANT	RAW	TREATED
HADNOT POINT	0.26	1.10
TARAWA TERRACE	0.30	1.16
HOLCOMB BLVD.	0.30	0.98

TT TURBIDITY: 0.41 0.63
HB TURBIDITY: 0.48 0.27

ANALYST: Monahan



DAILY FLUORIDE REPORT

From: QUALITY CONTROL LABORATORY
To: WATER TREATMENT PLANT FOREMAN


DATE: 30 APR 83

PLANT	RAW	TREATED
HADNOT POINT	0.12	0.98
TARAWA TERRACE	0.17	0.88
HOLCOMB BLVD.	0.21	0.85

TT TURBIDITY: 0.54 0.40

HB TURBIDITY: 0.72 0.22

ANALYST: Bur



DAILY FLUORIDE REPORT

FROM: QUALITY CONTROL LABORATORY
 TO: WATER TREATMENT PLANT FOREMAN


DATE: 29 April 83

PLANT	RAW	TREATED
HADNOT POINT	0.21	1.10
TARAWA TERRACE	0.26	0.865
HOLCOMB BLVD.	0.30	1.01

TT TURBIDITY: 0.39 0.29

HB TURBIDITY: 0.74 0.41

ANALYST: MORAN



DAILY FLUORIDE REPORT

From: QUALITY CONTROL LABORATORY
 To: WATER TREATMENT PLANT FOREMAN


DATE: 28 APRIL 83

PLANT	RAW	TREATED
HADNOT POINT	0.21	0.98
TARAWA TERRACE	0.26	0.95
HOLCOMB BLVD.	0.26	0.91

TT TURBIDITY: 0.32 0.26

HB TURBIDITY: 0.56 0.46

ANALYST: *Burns*



DAILY FLUORIDE REPORT

From: QUALITY CONTROL LABORATORY

To: WATER TREATMENT PLANT FOREMAN


DATE: 17 May 83

PLANT	RAW	TREATED
HADNOT POINT	0.12	0.94
TARAWA TERRACE	0.26	0.81
HOLCOMB BLVD.	0.21	0.94

TT TURBIDITY: 0.54 0.34

HB TURBIDITY: 0.62 0.38

ANALYST: M + L



DAILY FLUORIDE REPORT

FROM: QUALITY CONTROL LABORATORY
 TO: WATER TREATMENT PLANT FOREMAN


DATE: 16 May 83

PLANT	RAW	TREATED
HADNOT POINT	0.12	1.04
TARAWA TERRACE	0.26	1.01
HOLCOMB BLVD.	0.26	0.98

TT TURBIDITY: 0.48 0.38

HB TURBIDITY: 0.93 0.42

ANALYST: Johnson



DAILY FLUORIDE REPORT

From: QUALITY CONTROL LABORATORY
 To: WATER TREATMENT PLANT FOREMAN


DATE: 15 May 83
 (Sunday)

PLANT	RAW	TREATED
HADNOT POINT	0.12	1.04
TARAWA TERRACE	0.26	1.01
HOLCOMB BLVD.	0.12	0.94

TT TURBIDITY: 0.46 0.40

HB TURBIDITY: 0.60 0.36

ANALYST: Monahan



DAILY FLUORIDE REPORT

From: QUALITY CONTROL LABORATORY
 To: WATER TREATMENT PLANT FOREMAN


DATE: 10 May 83

PLANT	RAW	TREATED
HADNOT POINT	0.17	0.98
TARAWA TERRACE	0.26	0.85
HOLCOMB BLVD.	0.21	0.94

TT TURBIDITY: 0.51 0.37

HB TURBIDITY: 0.98 0.72

ANALYST: Morobea



DAILY FLUORIDE REPORT

From: QUALITY CONTROL LABORATORY
 To: WATER TREATMENT PLANT FOREMAN


DATE: 9 MAY 83


PLANT	RAW	TREATED
HADNOT POINT	0.12	0.94
TARAWA TERRACE	0.21	0.74
HOLCOMB BLVD.	0.21	0.98

TT TURBIDITY: 0.66 0.40

HB TURBIDITY: 0.46 0.44

ANALYST: *Spencer*





DAILY FLUORIDE REPORT


From: QUALITY CONTROL LABORATORY
 To: WATER TREATMENT PLANT FOREMAN

DATE: 27 Apr 83

PLANT	RAW	TREATED
HADNOT POINT	0.21	1.07
TARAWA TERRACE	0.26	1.07
HOLCOMB BLVD.	0.26	0.98

TT TURBIDITY: 0.26 0.19
 HB TURBIDITY: 0.60 0.40

ANALYST: K. Phillips




DAILY FLUORIDE REPORT

From: QUALITY CONTROL LABORATORY
 To: WATER TREATMENT PLANT FOREMAN

DATE: 26 April 83

PLANT	RAW	TREATED
HADNOT POINT	0.21	1.13
TARAWA TERRACE	0.26	1.16
HOLCOMB BLVD.	0.26	1.04

TT TURBIDITY: 0.38 0.36
 HB TURBIDITY: 0.77 0.31
 ANALYST: Monahan



DAILY FLUORIDE REPORT


From: QUALITY CONTROL LABORATORY
 To: WATER TREATMENT PLANT FOREMAN

DATE: 25 April 83

PLANT	RAW	TREATED
HADNOT POINT	0.26	1.16 <i>Tap Hd ✓ = 1.13</i>
TARAWA TERRACE	0.30	1.07
HOLCOMB BLVD.	0.26	1.10

TT TURBIDITY: 0.37 0.33
 HB TURBIDITY: 0.73 0.31

ANALYST: monahan



DAILY FLUORIDE REPORT

From: QUALITY CONTROL LABORATORY
 To: WATER TREATMENT PLANT FOREMAN


DATE: 24 April 83
Sunday

PLANT	RAW	TREATED
HADNOT POINT	0.26	1.19
TARAWA TERRACE	0.39	1.07
HOLCOMB BLVD.	0.30	1.16

TT TURBIDITY: 0.34 0.28

HB TURBIDITY: 0.64 0.27

ANALYST: monahan



DAILY FLUORIDE REPORT


From: QUALITY CONTROL LABORATORY
 To: WATER TREATMENT PLANT FOREMAN

DATE: 23 APR 63

PLANT	RAW	TREATED
HADNOT POINT	0.26	1.193
TARAWA TERRACE	0.30	1.07
HOLCOMB BLVD.	0.30	1.173

TT TURBIDITY: 0.36 0.23
 HB TURBIDITY: 0.50 0.28

ANALYST: KA Schulte



DAILY FLUORIDE REPORT

From: QUALITY CONTROL LABORATORY
 To: WATER TREATMENT PLANT FOREMAN


DATE: 22 April 83

PLANT	RAW	TREATED
HADNOT POINT	0.21	1.13
TARAWA TERRACE	0.26	0.77
HOLCOMB BLVD.	0.26	1.07

TT TURBIDITY: 0.42 0.24

HB TURBIDITY: 0.74 0.60

ANALYST: morahan



DAILY FLUORIDE REPORT

From: QUALITY CONTROL LABORATORY
 To: WATER TREATMENT PLANT FOREMAN


DATE: 20 Apr 83

PLANT	RAW	TREATED
HADNOT POINT	0.26	1.18
TARAWA TERRACE	0.30	1.01
HOLCOMB BLVD.	0.30	1.13

TT TURBIDITY: 0.35 0.86

HB TURBIDITY: 0.60 0.24

ANALYST: Monahan



DAILY FLUORIDE REPORT

From: QUALITY CONTROL LABORATORY
 To: WATER TREATMENT PLANT FOREMAN


DATE: 21 April 83

PLANT	RAW	TREATED
HADNOT POINT	0.26	1.18
TARAWA TERRACE	0.30	0.88
HOLCOMB BLVD.	0.28	1.10

TT TURBIDITY: 0.29 0.16

HB TURBIDITY: 0.66 0.19

ANALYST: R. J. Schmitt



DAILY FLUORIDE REPORT

From: QUALITY CONTROL LABORATORY
 To: WATER TREATMENT PLANT FOREMAN


DATE: 19 April 83

PLANT	RAW	TREATED
HADNOT POINT	0.30	1.21
TARAWA TERRACE	0.35	1.07
HOLCOMB BLVD.	0.35	1.13

TT TURBIDITY: 0.58 0.29

HB TURBIDITY: 0.72 0.24

ANALYST: Monahan



DAILY FLUORIDE REPORT

From: QUALITY CONTROL LABORATORY
 To: WATER TREATMENT PLANT FOREMAN


DATE: 18 April 83

PLANT	RAW	TREATED
HADNOT POINT	0.30	1.24
TARAWA TERRACE	0.35	1.10
HOLCOMB BLVD.	0.30	1.07

TT TURBIDITY: 0.81 0.22

HB TURBIDITY: 0.42 0.23

ANALYST: Monahan



DAILY FLUORIDE REPORT

From: QUALITY CONTROL LABORATORY
 To: WATER TREATMENT PLANT FOREMAN


DATE: 17 April 83
Sunday

PLANT	RAW	TREATED
HADNOT POINT	0.26	1.24
TARAWA TERRACE	0.35	1.10
HOLCOMB BLVD.	0.35	1.13

TT TURBIDITY: 1.20 0.22

HB TURBIDITY: 0.36 0.20

ANALYST: Mousheh



DAILY FLUORIDE REPORT

From: QUALITY CONTROL LABORATORY

To: WATER TREATMENT PLANT FOREMAN


DATE: 16 APR 83

PLANT	RAW	TREATED
HADNOT POINT	0.26	1.10
TARAWA TERRACE	0.21	0.97
HOLCOMB BLVD.	0.26	0.97

TT TURBIDITY: 1.0 0.26

HB TURBIDITY: 0.64 0.23

ANALYST: *Suneyurt*



DAILY FLUORIDE REPORT

FROM: QUALITY CONTROL LABORATORY

TO: WATER TREATMENT PLANT FOREMAN


DATE: 15 April '83

PLANT	RAW	TREATED
HADNOT POINT	0.21	0.97
TARAWA TERRACE	0.30	1.01
HOLCOMB BLVD.	0.26	1.04

TT TURBIDITY: 0.58 0.30

HB TURBIDITY: 0.42 0.24

ANALYST: monahan



DAILY FLUORIDE REPORT

From: QUALITY CONTROL LABORATORY
 To: WATER TREATMENT PLANT FOREMAN


DATE: 14 Apr 83

PLANT	RAW	TREATED
HADNOT POINT	0.26	1.04
TARAWA TERRACE	0.26	0.97
HOLCOMB BLVD.	0.30	0.88

TT TURBIDITY: 0.42 0.23

HB TURBIDITY: 0.39 0.22

ANALYST: R. J. Lubinski



DAILY FLUORIDE REPORT

From: QUALITY CONTROL LABORATORY
 To: WATER TREATMENT PLANT FOREMAN


DATE: 13 April 83

PLANT	RAW	TREATED
HADNOT POINT	0.26	0.88
TARAWA TERRACE	0.35	1.13
HOLCOMB BLVD.	0.30	0.97

TT TURBIDITY: 0.43 0.42

HB TURBIDITY: 0.63 0.50

ANALYST: Monahan



DAILY FLUORIDE REPORT

From: QUALITY CONTROL LABORATORY
 To: WATER TREATMENT PLANT FOREMAN


DATE: 12 April 83

PLANT	RAW	TREATED
HADNOT POINT	0.26	0.77 (top) (0.84)
TARAWA TERRACE	0.30	0.70
HOLCOMB BLVD.	0.30	0.91

TT TURBIDITY: 0.60 0.47

HB TURBIDITY: 1.00 0.21

ANALYST: Monahan



DAILY FLUORIDE REPORT

From: QUALITY CONTROL LABORATORY
 To: WATER TREATMENT PLANT FOREMAN


DATE: 11 April 83

PLANT	RAW	TREATED
HADNOT POINT	0.26	0.84
TARAWA TERRACE	0.35	0.67
HOLCOMB BLVD.	0.30	1.13

TT TURBIDITY: 0.65 0.98

HB TURBIDITY: 1.00 0.21

ANALYST: Monahan



DAILY FLUORIDE REPORT

From: QUALITY CONTROL LABORATORY
To: WATER TREATMENT PLANT FOREMAN


DATE: 10 April 83
(Sun)

PLANT	RAW	TREATED
HADNOT POINT	0.30	0.84
TARAWA TERRACE	0.39	0.77
HOLCOMB BLVD.	0.30	1.27

TT TURBIDITY: 0.74 0.44

HB TURBIDITY: 1.70 0.25

ANALYST: monahan




DAILY FLUORIDE REPORT

From: QUALITY CONTROL LABORATORY
 To: WATER TREATMENT PLANT FOREMAN

DATE: 4-9-83

PLANT	RAW	TREATED
HADNOT POINT	0.30	0.81
TARAWA TERRACE	0.30	0.59
HOLCOMB BLVD.	0.30	0.26

TT TURBIDITY: 0.48 0.36
 HB TURBIDITY: 0.78 0.22
 ANALYST: *Bur*



DAILY FLUORIDE REPORT

From: QUALITY CONTROL LABORATORY

To: WATER TREATMENT PLANT FOREMAN

DATE: 12-14-82

PLANT	RAW	TREATED
HADNOT POINT	0.23	0.93
TARAWA TERRACE	0.23	0.86
HOLCOMB BLVD.	0.23	0.83

TT TURBIDITY: 0.34 0.34

HB TURBIDITY: 0.48 0.28

ANALYST: M. J. Padgett



DAILY FLUORIDE REPORT

FROM: QUALITY CONTROL LABORATORY
TO: WATER TREATMENT PLANT FOREMAN


DATE: 11 Dec. 82

PLANT	RAW	TREATED
HADNOT POINT	0.13	0.83
TARAWA TERRACE	0.23	0.65
HOLCOMB BLVD.	0.23	0.93

TT TURBIDITY: 0.40 0.44

HB TURBIDITY: 0.62 0.42

ANALYST: Honeycutt



DAILY FLUORIDE REPORT

FROM: QUALITY CONTROL LABORATORY
 TO: WATER TREATMENT PLANT FOREMAN


DATE: 10 Dec 82

PLANT	RAW	TREATED
HADNOT POINT	0.23	0.89
TARAWA TERRACE	0.32	0.86
HOLCOMB BLVD.	0.32	1.11

TT TURBIDITY: 0.28 0.30

HB TURBIDITY: 0.54 0.38

ANALYST: Bern



DAILY FLUORIDE REPORT

FROM: QUALITY CONTROL LABORATORY
 TO: WATER TREATMENT PLANT FOREMAN


DATE: 9 Dec 82

PLANT	RAW	TREATED
HADNOT POINT	0.13	0.89
TARAWA TERRACE	0.32	0.99
HOLCOMB BLVD.	0.32	1.20

TT TURBIDITY: 0.32 0.30

HB TURBIDITY: 0.84 0.56

ANALYST: 



DAILY FLUORIDE REPORT

FROM: QUALITY CONTROL LABORATORY
 TO: WATER TREATMENT PLANT FOREMAN


DATE: 9/28/83

PLANT	RAW	TREATED
HADNOT POINT	0.15	1.01
TARAWA TERRACE	0.18	0.74
HOLCOMB BLVD.	0.17	0.95

TT TURBIDITY: 0.38 0.36

HB TURBIDITY: 0.82 0.19

ANALYST: R. Lachapelle



DAILY FLUORIDE REPORT

From: QUALITY CONTROL LABORATORY

To: WATER TREATMENT PLANT FOREMAN

DATE: 9/27/83

PLANT	RAW	TREATED
HADNOT POINT	0.15	0.96
TARAWA TERRACE	0.18	1.15
HOLCOMB BLVD.	0.17	0.89

TT TURBIDITY: 0.26 0.36

HB TURBIDITY: 0.82 0.24

ANALYST: Burns



DAILY FLUORIDE REPORT

From: QUALITY CONTROL LABORATORY
 To: WATER TREATMENT PLANT FOREMAN


DATE: 9-26-83

PLANT	RAW	TREATED
HADNOT POINT	0.15	0.94
TARAWA TERRACE	0.19	1.05
HOLCOMB BLVD.	0.16	0.91

TT TURBIDITY: 0.29 0.68

HB TURBIDITY: 0.92 0.16

ANALYST: R Lohannelle



DAILY FLUORIDE REPORT

From: QUALITY CONTROL LABORATORY
 To: WATER TREATMENT PLANT FOREMAN


DATE: 9-25-83

PLANT	RAW	TREATED
HADNOT POINT	0.14	1.00
TARAWA TERRACE	0.19	1.00
HOLCOMB BLVD.	0.77	0.94

TT TURBIDITY: 0.36 1.05

HB TURBIDITY: 1.40 0.16

ANALYST: R. Schapelle



DAILY FLUORIDE REPORT

From: QUALITY CONTROL LABORATORY
 To: WATER TREATMENT PLANT FOREMAN


DATE: 9-24-83

PLANT	RAW	TREATED
HADNOT POINT	0.19	0.99
TARAWA TERRACE	0.26	0.71
HOLCOMB BLVD.	0.75	1.03

TT TURBIDITY: 0.28 0.48

HB TURBIDITY: 0.30 0.18

ANALYST: Humezgett



DAILY FLUORIDE REPORT

FROM: QUALITY CONTROL LABORATORY

TO: WATER TREATMENT PLANT FOREMAN

DATE: 23 Sept '83


PLANT	RAW	TREATED
HADNOT POINT	0.18	1.07 (Tap H ₂ O at 300 hrs = 1.10)
TARAWA TERRACE	0.21	1.14
HOLCOMB BLVD.	0.49	0.94

TT TURBIDITY: 0.52 0.66

HB TURBIDITY: 0.58 0.22

ANALYST: Moxuba

4:00
 Wallace
 Ecker



DAILY FLUORIDE REPORT

From: QUALITY CONTROL LABORATORY

To: WATER TREATMENT PLANT FOREMAN


DATE: 9-22-83

PLANT	RAW	TREATED
HADNOT POINT	0.18	0.98
TARAWA TERRACE	0.21	1.05
HOLCOMB BLVD.	0.44	0.90

TT TURBIDITY: 0.38 0.32

HB TURBIDITY: 0.56 0.16

ANALYST: R. Luchonelle



DAILY FLUORIDE REPORT

From: QUALITY CONTROL LABORATORY

To: WATER TREATMENT PLANT FOREMAN


DATE: 21 SEPT 83

PLANT	RAW	TREATED
HADNOT POINT	0.16	0.88
TARAWA TERRACE	0.18	0.86
HOLCOMB BLVD.	0.20	0.82

TT TURBIDITY: 0.40 0.34

HB TURBIDITY: 0.56 0.18

ANALYST: Burns



DAILY FLUORIDE REPORT

From: QUALITY CONTROL LABORATORY

To: WATER TREATMENT PLANT FOREMAN

DATE: 16 Sept 83

PLANT	RAW	TREATED
HADNOT POINT	0.16	0.99
TARAWA TERRACE	0.19	1.02
HOLCOMB BLVD.	1.01	1.00

TT TURBIDITY:

0.44


0.55

HB TURBIDITY:

0.19

0.16

ANALYST: monahan



DAILY FLUORIDE REPORT

FROM: QUALITY CONTROL LABORATORY

TO: WATER TREATMENT PLANT FOREMAN


DATE: 9 Sept 83

PLANT	RAW	TREATED
HADNOT POINT	0.14	0.93
TARAWA TERRACE	0.19	0.61
HOLCOMB BLVD.	0.18	0.99

TT TURBIDITY: 0.58 0.19

HB TURBIDITY: 0.60 0.14

ANALYST: *[Signature]*



DAILY FLUORIDE REPORT

FROM: QUALITY CONTROL LABORATORY

TO: WATER TREATMENT PLANT FOREMAN


DATE: 9/8/83

PLANT	RAW	TREATED
HADNOT POINT	0.17	1.08
TARAWA TERRACE	0.22	0.92
HOLCOMB BLVD.	0.19	1.03

TT TURBIDITY: 0.34 0.18

HB TURBIDITY: 0.64 0.16

ANALYST: Burn



DAILY FLUORIDE REPORT

From: QUALITY CONTROL LABORATORY

To: WATER TREATMENT PLANT FOREMAN


DATE: 7 Sept 83

PLANT	RAW	TREATED
HADNOT POINT	0.17	1.20
TARAWA TERRACE	0.21	0.56
HOLCOMB BLVD.	0.19	1.26

TT TURBIDITY: 0.37 0.21

HB TURBIDITY: 0.64 0.16

ANALYST: Monahan



DAILY FLUORIDE REPORT

From: QUALITY CONTROL LABORATORY

To: WATER TREATMENT PLANT FOREMAN

DATE: 15 Sept 83

PLANT	RAW	TREATED
HADNOT POINT	0.11	0.89
TARAWA TERRACE	0.16	1.05
HOLCOMB BLVD.	0.14	0.80

TT TURBIDITY: 0.58 0.28

MB TURBIDITY: 0.66 0.18

ANALYST: Spence



DAILY FLUORIDE REPORT

FROM: QUALITY CONTROL LABORATORY

TO: WATER TREATMENT PLANT FOREMAN

DATE: 14 Sept '83

PLANT	RAW	TREATED
HADNOT POINT	0.12	0.94
TARAWA TERRACE	0.15	1.09
HOLCOMB BLVD.	0.14	0.69

TT TURBIDITY:

0.51

0.56

HB TURBIDITY:


0.48

0.26

ANALYST:

Monahan





DAILY FLUORIDE REPORT

From: QUALITY CONTROL LABORATORY

To: WATER TREATMENT PLANT FOREMAN


DATE: 12 SEPT 83

PLANT	RAW	TREATED
HADNOT POINT	0.14	0.91
TARAWA TERRACE	0.18	1.10
HOLCOMB BLVD.	0.17	0.95

TT TURBIDITY: 0.40 0.36

HB TURBIDITY: 0.48 0.16

ANALYST: Burns



DAILY FLUORIDE REPORT

From: QUALITY CONTROL LABORATORY

To: WATER TREATMENT PLANT FOREMAN

DATE: 11 SEPT 83

PLANT	RAW	TREATED
HADNOT POINT	0.17	0.79
TARAWA TERRACE	0.21	1.16
HOLCOMB BLVD.	0.19	1.07

TT TURBIDITY: 0.30 0.20

HB TURBIDITY: 0.30 0.14

ANALYST: Bauer



DAILY FLUORIDE REPORT

From: QUALITY CONTROL LABORATORY

To: WATER TREATMENT PLANT FOREMAN


DATE: 10 Sept 83

PLANT	RAW	TREATED
HADNOT POINT	0.15	0.52
TARAWA TERRACE	0.20	0.88
HOLCOMB BLVD.	0.22	0.99

TT TURBIDITY: 0.32 0.14

MB TURBIDITY: 0.32 0.12

ANALYST: Honeycutt



DAILY FLUORIDE REPORT

FROM: QUALITY CONTROL LABORATORY

TO: WATER TREATMENT PLANT FOREMAN

DATE: 6 SEP 83

PLANT	RAW	TREATED
HADNOT POINT	0.17	1.13
TARAWA TERRACE	0.21	0.75
HOLCOMB BLVD.	0.19	1.22

TT TURBIDITY: 0.36 0.20

HB TURBIDITY: 0.64 0.18

ANALYST: Burns



DAILY FLUORIDE REPORT

From: QUALITY CONTROL LABORATORY

To: WATER TREATMENT PLANT FOREMAN


DATE: 9-5-83

PLANT	RAW	TREATED
HADNOT POINT	0.15	1.09
TARAWA TERRACE	0.20	1.13
HOLCOMB BLVD.	0.19	1.04

TT TURBIDITY: 0.37 0.20

HB TURBIDITY: 0.74 0.14

ANALYST: R. Luckenille



DAILY FLUORIDE REPORT

From: QUALITY CONTROL LABORATORY

To: WATER TREATMENT PLANT FOREMAN

DATE: 9-4-83

PLANT	RAW	TREATED
HADNOT POINT	0.16	1.10
TARAWA TERRACE	0.21	1.11
HOLCOMB BLVD.	0.19	0.86

TT TURBIDITY: 1.00 0.20

HB TURBIDITY: 0.74 0.19

ANALYST: R Lachyelle

√6

$$\begin{array}{r} 1.2 \\ 1.5 \\ \hline 60 \\ + 12 \\ \hline 1.80 \end{array}$$

DAILY FLUORIDE REPORT

From: QUALITY CONTROL LABORATORY
 To: WATER TREATMENT PLANT FOREMAN

DATE: 31 Aug 83

PLANT	RAW	TREATED
HADNOT POINT	0.16	0.87
TARAWA TERRACE	0.20	1.27
HOLCOMB BLVD.	0.94	0.96

TT TURBIDITY: 0.42 0.24

HB TURBIDITY: 0.32 0.14

ANALYST: R. LaCourville



DAILY FLUORIDE REPORT

From: QUALITY CONTROL LABORATORY

To: WATER TREATMENT PLANT FOREMAN

DATE: 29 Aug 83

PLANT	RAW	TREATED
HADNOT POINT	0.16	0.79
TARAWA TERRACE	0.18	0.58
HOLCOMB BLVD.	0.18	0.99

TT TURBIDITY:

0.51

0.58

MB TURBIDITY:

0.76

0.15

ANALYST:

Monahan



DAILY FLUORIDE REPORT

FROM: QUALITY CONTROL LABORATORY

TO: WATER TREATMENT PLANT FOREMAN

DATE: 28 Aug 83

(Sunday)

PLANT	RAW	TREATED
HADNOT POINT	0.16	1.04
TARAWA TERRACE	0.16	0.95
HOLCOMB BLVD.	0.64	0.86

TT TURBIDITY:

11.0

0.46

HB TURBIDITY:

0.27

0.41

ANALYST:

monahan



DAILY FLUORIDE REPORT

From: QUALITY CONTROL LABORATORY

To: WATER TREATMENT PLANT FOREMAN

DATE: 27 Aug 83

PLANT	RAW	TREATED
HADNOT POINT	0.16	0.94
TARAWA TERRACE	0.20	1.01
HOLCOMB BLVD.	0.20	0.81

TT TURBIDITY: 0.62 0.46

HB TURBIDITY: 1.00 0.30

ANALYST: R. Lohrle



DAILY FLUORIDE REPORT

From: QUALITY CONTROL LABORATORY

To: WATER TREATMENT PLANT FOREMAN


DATE: 26 Aug 83

PLANT	RAW	TREATED
HADNOT POINT	0.17	0.81
TARAWA TERRACE	0.21	1.22
HOLCOMB BLVD.	0.20	0.96

TT TURBIDITY: 0.70 0.74

HB TURBIDITY: 0.50 0.30

ANALYST: monahan



DAILY FLUORIDE REPORT

From: QUALITY CONTROL LABORATORY

To: WATER TREATMENT PLANT FOREMAN

DATE: 29 Aug 83

PLANT	RAW	TREATED
HADNOT POINT	0.17	0.89
TARAWA TERRACE	0.22	1.13
HOLCOMB BLVD.	0.20	0.95

TT TURBIDITY: 0.30 0.38

HB TURBIDITY: 0.46 0.24

ANALYST: R. Lachyelle



DAILY FLUORIDE REPORT

From: QUALITY CONTROL LABORATORY

To: WATER TREATMENT PLANT FOREMAN


DATE: 22 Aug 83

PLANT	RAW	TREATED
HADNOT POINT	0.16	0.60
TARAWA TERRACE	0.22	1.18
HOLCOMB BLVD.	0.20	0.86

TT TURBIDITY: 0.49 1.00

HB TURBIDITY: 0.45 0.18

ANALYST: Monahan



DAILY FLUORIDE REPORT

FROM: QUALITY CONTROL LABORATORY

TO: WATER TREATMENT PLANT FOREMAN

DATE: 21 Aug 83
(Sunday)

PLANT	RAW	TREATED
HADNOT POINT	0.18	0.49
TARAWA TERRACE	0.22	1.15
HOLCOMB BLVD.	0.19	0.79

TT TURBIDITY: 0.46 0.81

HB TURBIDITY: 0.38 0.19

ANALYST: Monahan



DAILY FLUORIDE REPORT

FROM: QUALITY CONTROL LABORATORY

TO: WATER TREATMENT PLANT FOREMAN


DATE: 20 Aug 83

PLANT	RAW	TREATED
HADNOT POINT	0.14	0.42
TARAWA TERRACE	0.18	0.91
HOLCOMB BLVD.	0.21	0.81

TT TURBIDITY: 0.42 0.30

HB TURBIDITY: 0.84 0.24

ANALYST: *Harvey*



DAILY FLUORIDE REPORT

From: QUALITY CONTROL LABORATORY
 To: WATER TREATMENT PLANT FOREMAN

DATE: 19 Aug 83

PLANT	RAW	TREATED
HADNOT POINT	0.16	0.31
TARAWA TERRACE	0.21	0.95
HOLCOMB BLVD.	0.21	0.99

TT TURBIDITY: 0.48 0.36

HB TURBIDITY: 0.74 0.28

ANALYST: Heaney



DAILY FLUORIDE REPORT

From: QUALITY CONTROL LABORATORY
 To: WATER TREATMENT PLANT FOREMAN

DATE: 18 Aug 83

PLANT	RAW	TREATED
HADNOT POINT	0.16	0.14
TARAWA TERRACE	0.21	1.14
HOLCOMB BLVD.	0.20	1.09

TT TURBIDITY: 0.34 0.26

HB TURBIDITY: 1.20 0.28

ANALYST: R Lachapelle



DAILY FLUORIDE REPORT

From: QUALITY CONTROL LABORATORY

To: WATER TREATMENT PLANT FOREMAN

DATE: 17 Aug 83

PLANT	RAW	TREATED
HADNOT POINT	0.17	0.14
TARAWA TERRACE	0.21	1.21
HOLCOMB BLVD.	0.21	0.52

TT TURBIDITY: 0.32 0.26

HB TURBIDITY: 0.82 0.56

ANALYST: R Lachapelle



DAILY FLUORIDE REPORT

FROM: QUALITY CONTROL LABORATORY

TO: WATER TREATMENT PLANT FOREMAN

DATE: 16 Aug 83

PLANT	RAW	TREATED
HADNOT POINT	0.17	0.15
TARAWA TERRACE	0.21	1.22
HOLCOMB BLVD.	0.21	1.00

TT TURBIDITY: 0.32 0.22

HB TURBIDITY: 0.60 0.16

ANALYST: A. Ladoyelle



DAILY FLUORIDE REPORT

From: QUALITY CONTROL LABORATORY

To: WATER TREATMENT PLANT FOREMAN


DATE: 15 Aug 83

PLANT	RAW	TREATED
HADNOT POINT	0.17	0.15
TARAWA TERRACE	0.22	1.37
HOLCOMB BLVD.	0.22	0.98

TT TURBIDITY: 0.26 0.24

HB TURBIDITY: 0.76 0.18

ANALYST: K. Luchette



DAILY FLUORIDE REPORT

From: QUALITY CONTROL LABORATORY

To: WATER TREATMENT PLANT FOREMAN


DATE: 14 Aug 83

PLANT	RAW	TREATED
HADNOT POINT	0.17	0.15
TARAWA TERRACE	0.21	1.21
HOLCOMB BLVD.	0.21	1.02

TT TURBIDITY: 0.36 0.25

HB TURBIDITY: 1.00 0.19

ANALYST: R. LaChapelle



DAILY FLUORIDE REPORT

From: QUALITY CONTROL LABORATORY

To: WATER TREATMENT PLANT FOREMAN

DATE: 13 AUG 83

PLANT	RAW	TREATED
HADNOT POINT	0.22	0.19
TARAWA TERRACE	0.25	0.84
HOLCOMB BLVD.	0.26	1.05

TT TURBIDITY: 0.26 0.28

HB TURBIDITY: 0.72 0.18

ANALYST: Buens



DAILY FLUORIDE REPORT

From: QUALITY CONTROL LABORATORY
To: WATER TREATMENT PLANT FOREMAN


DATE: 2 Aug 83

PLANT	RAW	TREATED
HADNOT POINT	0,23	0,18
TARAWA TERRACE	0,27	1,23
HOLCOMB BLVD.	0,27	0,99

TT TURBIDITY: 0,28 0,46

HB TURBIDITY: 0,46 0,14

ANALYST: R J Labouille



DAILY FLUORIDE REPORT

From: QUALITY CONTROL LABORATORY

To: WATER TREATMENT PLANT FOREMAN


DATE: 1 Aug 83

PLANT	RAW	TREATED
HADNOT POINT	0.08	0.08
TARAWA TERRACE	0.08	1.06
HOLCOMB BLVD.	0.18	0.93

TT TURBIDITY: 0.40 900

HB TURBIDITY: 0.64 0.12

ANALYST: Seeneycutt



DAILY FLUORIDE REPORT

From: QUALITY CONTROL LABORATORY

To: WATER TREATMENT PLANT FOREMAN


DATE: 30 July 83

PLANT	RAW	TREATED
HADNOT POINT	0.13	0.08
TARAWA TERRACE	0.13	1.06
HOLCOMB BLVD.	0.18	0.93

TT TURBIDITY: 0.68 0.36

HB TURBIDITY: 0.46 0.18

ANALYST: Hemphill



DAILY FLUORIDE REPORT

From: QUALITY CONTROL LABORATORY
 To: WATER TREATMENT PLANT FOREMAN


DATE: 29 July 83

PLANT	RAW	TREATED
HADNOT POINT	0.13	0.13
TARAWA TERRACE	0.23	0.89
HOLCOMB BLVD.	0.18	0.93

TT TURBIDITY: 0.36 0.40

HB TURBIDITY: 0.70 0.18

ANALYST: Burns



DAILY FLUORIDE REPORT

From: QUALITY CONTROL LABORATORY

To: WATER TREATMENT PLANT FOREMAN

DATE: 28 July 83

PLANT	RAW	TREATED
HADNOT POINT	0.18	0.13
TARAWA TERRACE	0.23	1.09
HOLCOMB BLVD.	0.23	1.03

TT TURBIDITY:

0.43


1.00

HB TURBIDITY:

0.48

0.18

ANALYST: monahan



DAILY FLUORIDE REPORT

From: QUALITY CONTROL LABORATORY

To: WATER TREATMENT PLANT FOREMAN


DATE: 26 JULY 83

PLANT	RAW	TREATED
HADNOT POINT	0.13	0.13
TARAWA TERRACE	0.18	0.99
HOLCOMB BLVD.	0.13	0.83

TT TURBIDITY: 0.30 0.40

HB TURBIDITY: 0.70 0.16

ANALYST: Burns



DAILY FLUORIDE REPORT

From: QUALITY CONTROL LABORATORY

To: WATER TREATMENT PLANT FOREMAN


DATE: 25 July 83

PLANT	RAW	TREATED
HADNOT POINT	0.23	0.18
TARAWA TERRACE	0.23	1.29
HOLCOMB BLVD.	0.18	0.93

TT TURBIDITY: 0.40 0.80

MB TURBIDITY: 1.00 0.19

ANALYST: Monahan



DAILY FLUORIDE REPORT

FROM: QUALITY CONTROL LABORATORY

TO: WATER TREATMENT PLANT FOREMAN


DATE: 24 July 83
(Sunday)

PLANT	RAW	TREATED
HADNOT POINT	0.18	0.18
TARAWA TERRACE	0.27	1.21
HOLCOMB BLVD.	0.23	0.93

TT TURBIDITY: 0.49 0.90

HB TURBIDITY: 0.84 0.20

ANALYST: Morahan



DAILY FLUORIDE REPORT

From: QUALITY CONTROL LABORATORY

To: WATER TREATMENT PLANT FOREMAN

DATE: 23 July 83

PLANT	RAW	TREATED
HADNOT POINT	0.27	0.27
TARAWA TERRACE	0.36	1.15
HOLCOMB BLVD.	0.36	1.03

TT TURBIDITY:

0.38

0.40


HB TURBIDITY:

1.00

0.15

ANALYST:

Burns



DAILY FLUORIDE REPORT

From: QUALITY CONTROL LABORATORY

To: WATER TREATMENT PLANT FOREMAN


DATE: 22 July 83

PLANT	RAW	TREATED
HADNOT POINT	0.18	0.18
TARAWA TERRACE	0.23	0.65
HOLCOMB BLVD.	0.27	0.99

TT TURBIDITY: 0.28 0.40

HB TURBIDITY: 0.58 0.26

ANALYST: Buma



DAILY FLUORIDE REPORT

From: QUALITY CONTROL LABORATORY

To: WATER TREATMENT PLANT FOREMAN


DATE: 21 JULY 83

PLANT	RAW	TREATED
HADNOT POINT	0.23	0.23
TARAWA TERRACE	0.23	0.72
HOLCOMB BLVD.	0.23	0.96

TT TURBIDITY: 0.24 0.34

HB TURBIDITY: 0.52 0.26

ANALYST: Brown



DAILY FLUORIDE REPORT

From: QUALITY CONTROL LABORATORY
 To: WATER TREATMENT PLANT FOREMAN


DATE: 20 July 83

PLANT	RAW	TREATED
HADNOT POINT	0.23	0.23
TARAWA TERRACE	0.23	0.45
HOLCOMB BLVD.	0.18	0.96

TT TURBIDITY: 0.44 0.42

HB TURBIDITY: 0.48 0.62

ANALYST: *[Signature]*



DAILY FLUORIDE REPORT

From: QUALITY CONTROL LABORATORY

To: WATER TREATMENT PLANT FOREMAN


DATE: 7-19-83

PLANT	RAW	TREATED
HADNOT POINT	0.23	0.23
TARAWA TERRACE	0.23	0.61
HOLCOMB BLVD.	0.27	0.96

TT TURBIDITY: 0.24 0.50

HB TURBIDITY: 0.48 0.64

ANALYST: R. J. Sachville



DAILY FLUORIDE REPORT

From: QUALITY CONTROL LABORATORY

To: WATER TREATMENT PLANT FOREMAN


DATE: 18 July 83

PLANT	RAW	TREATED
HADNOT POINT	0.27	0.27
TARAWA TERRACE	0.27	0.93
HOLCOMB BLVD.	0.23	0.99

TT TURBIDITY: 0.24 0.38

HB TURBIDITY: 0.48 0.18

ANALYST: Lochajelle



DAILY FLUORIDE REPORT

FROM: QUALITY CONTROL LABORATORY
 TO: WATER TREATMENT PLANT FOREMAN


DATE: 17 July 83

PLANT	RAW	TREATED
HADNOT POINT	0.27	0.27
TARAWA TERRACE	0.23	1.03
HOLCOMB BLVD.	0.27	0.99

TT TURBIDITY: 0.26 0.40

HB TURBIDITY: 0.34 0.19

ANALYST: Lachy, G.



DAILY FLUORIDE REPORT

From: QUALITY CONTROL LABORATORY

To: WATER TREATMENT PLANT FOREMAN


DATE: 15 JULY 83

PLANT	RAW	TREATED
HADNOT POINT	6.18	0.23
TARAWA TERRACE	0.18	1.06
HOLCOMB BLVD.	0.23	0.93

TT TURBIDITY: 0.22 , 0.24

HB TURBIDITY: 0.42 , 0.22

ANALYST: BURNS



DAILY FLUORIDE REPORT

FROM: QUALITY CONTROL LABORATORY

TO: WATER TREATMENT PLANT FOREMAN


DATE: 13 JULY 83

PLANT	RAW	TREATED
HADNOT POINT	0.08	0.83
TARAWA TERRACE	0.23	0.96
HOLCOMB BLVD.	0.13	0.83

TT TURBIDITY: 0.28 0.30

HB TURBIDITY: 0.46 0.26

ANALYST: Burns



DAILY FLUORIDE REPORT

FROM: QUALITY CONTROL LABORATORY

TO: WATER TREATMENT PLANT FOREMAN


DATE: 12 July 83

PLANT	RAW	TREATED
HADNOT POINT	0.23	1.09
TARAWA TERRACE	0.32	0.86
HOLCOMB BLVD.	0.32	1.06

TT TURBIDITY: 0.4 0.74

HB TURBIDITY: 0.62 0.20

ANALYST: monahan



DAILY FLUORIDE REPORT

FROM: QUALITY CONTROL LABORATORY

TO: WATER TREATMENT PLANT FOREMAN


DATE: 11 July 83

PLANT	RAW	TREATED
HADNOT POINT	0.13	0.89
TARAWA TERRACE	0.18	0.93
HOLCOMB BLVD.	0.57	1.09

TT TURBIDITY: 0.34 0.40

HB TURBIDITY: 0.60 0.20

ANALYST: *Honeycutt*



DAILY FLUORIDE REPORT

From: QUALITY CONTROL LABORATORY

To: WATER TREATMENT PLANT FOREMAN


DATE: 10 July 83

PLANT	RAW	TREATED
HADNOT POINT	0.18	0.86
TARAWA TERRACE	0.18	0.68
HOLCOMB BLVD.	0.23	0.93

TT TURBIDITY: 0.30 0.20

HB TURBIDITY: 0.28 0.16

ANALYST: Aurea



DAILY FLUORIDE REPORT

From: QUALITY CONTROL LABORATORY

To: WATER TREATMENT PLANT FOREMAN


DATE: 8 July 83

PLANT	RAW	TREATED
HADNOT POINT	0.28	1.08
TARAWA TERRACE	0.33	0.92
HOLCOMB BLVD.	0.28	0.95

TT TURBIDITY: 0.44 0.53

HB TURBIDITY: 0.53 0.19

ANALYST: monahan



DAILY FLUORIDE REPORT

From: QUALITY CONTROL LABORATORY
 To: WATER TREATMENT PLANT FOREMAN


DATE: 6 July 83

PLANT	RAW	TREATED
HADNOT POINT	0.19	0.98
TARAWA TERRACE	0.28	1.11
HOLCOMB BLVD.	0.24	0.42

TT TURBIDITY: 0.44 1.70

HB TURBIDITY: 0.65 0.32

ANALYST: monahan



DAILY FLUORIDE REPORT

From: QUALITY CONTROL LABORATORY
To: WATER TREATMENT PLANT FOREMAN


DATE: 5 July 83

PLANT	RAW	TREATED
HADNOT POINT	0.24	1.05
TARAWA TERRACE	0.28	1.26
HOLCOMB BLVD.	0.28	0.98

TT TURBIDITY: 0.54 0.49

HB TURBIDITY: 0.48 1.05

ANALYST: Monahan



DAILY FLUORIDE REPORT

From: QUALITY CONTROL LABORATORY
 To: WATER TREATMENT PLANT FOREMAN


DATE: 4 JULY 83

PLANT	RAW	TREATED
HADNOT POINT	0.24	0.92
TARAWA TERRACE	0.24	1.02
HOLCOMB BLVD.	0.28	0.78

TT TURBIDITY: 0.38 0.30

HB TURBIDITY: 0.52 0.20

ANALYST: *B...*



DAILY FLUORIDE REPORT

From: QUALITY CONTROL LABORATORY
To: WATER TREATMENT PLANT FOREMAN


DATE: 3 JULY 83

PLANT	RAW	TREATED
HADNOT POINT	0.19	0.92
TARAWA TERRACE	0.24	0.98
HOLCOMB BLVD.	0.28	0.92

TT TURBIDITY: 0.40 0.22

HB TURBIDITY: 0.32 0.20

ANALYST: *B...*



DAILY FLUORIDE REPORT

From: QUALITY CONTROL LABORATORY
 To: WATER TREATMENT PLANT FOREMAN


DATE: 2 July 83

PLANT	RAW	TREATED
HADNOT POINT	0.19	0.92
TARAWA TERRACE	0.28	0.95
HOLCOMB BLVD.	0.33	0.95

TT TURBIDITY: 0.36 0.28

HB TURBIDITY: 0.52 0.18

ANALYST: Burn



DAILY FLUORIDE REPORT

From: QUALITY CONTROL LABORATORY
 To: WATER TREATMENT PLANT FOREMAN


DATE: 1 July 83

PLANT	RAW	TREATED
HADNOT POINT	0.19	1.02
TARAWA TERRACE	0.42	0.66
HOLCOMB BLVD.	0.24	0.88

TT TURBIDITY: 0.20 0.30

HB TURBIDITY: 0.66 0.20

ANALYST: *[Signature]*



DAILY FLUORIDE REPORT

From: QUALITY CONTROL LABORATORY
 To: WATER TREATMENT PLANT FOREMAN


DATE: 30 June 83

PLANT	RAW	TREATED
HADNOT POINT	0.19	0.98
TARAWA TERRACE	0.24	0.88
HOLCOMB BLVD.	0.24	0.88

TT TURBIDITY: 0.48 0.32

HB TURBIDITY: 1.0 0.16

ANALYST: *Gene Pitt*



DAILY FLUORIDE REPORT

From: QUALITY CONTROL LABORATORY
 To: WATER TREATMENT PLANT FOREMAN


DATE: 29 June 83

PLANT	RAW	TREATED
HADNOT POINT	0.28	1.08
TARAWA TERRACE	0.37	1.14
HOLCOMB BLVD.	0.33	1.02

TT TURBIDITY: 0.42 0.24

HB TURBIDITY: 0.68 0.30

ANALYST: R. J. Lockman



DAILY FLUORIDE REPORT

From: QUALITY CONTROL LABORATORY
 To: WATER TREATMENT PLANT FOREMAN


DATE: 28 June 83

PLANT	RAW	TREATED
HADNOT POINT	0.19	1.05
TARAWA TERRACE	0.28	0.88
HOLCOMB BLVD.	0.24	0.95

TT TURBIDITY: 0.48 0.48

HB TURBIDITY: 0.47 0.21

ANALYST: monahan



DAILY FLUORIDE REPORT

From: QUALITY CONTROL LABORATORY

To: WATER TREATMENT PLANT FOREMAN


DATE: 27 June 83

PLANT	RAW	TREATED
HADNOT POINT	0.28	1.05
TARAWA TERRACE	0.37	1.11
HOLCOMB BLVD.	0.37	1.11

TT TURBIDITY: 0.66 0.38

HB TURBIDITY: 0.84 0.16

ANALYST: R. J. Lockard



DAILY FLUORIDE REPORT

From: QUALITY CONTROL LABORATORY
 To: WATER TREATMENT PLANT FOREMAN


DATE: 26 June 83

PLANT	RAW	TREATED
HADNOT POINT	0.28	1.05
TARAWA TERRACE	0.33	1.17
HOLCOMB BLVD.	0.37	1.11

TT TURBIDITY: 0.40 0.30

HB TURBIDITY: 0.40 0.16

ANALYST: R. J. Leland



DAILY FLUORIDE REPORT

From: QUALITY CONTROL LABORATORY
 To: WATER TREATMENT PLANT FOREMAN


DATE: 25 June 83

PLANT	RAW	TREATED
HADNOT POINT	0.24	0.98
TARAWA TERRACE	0.24	0.78
HOLCOMB BLVD.	0.24	0.95

TT TURBIDITY: 0.34 0.40

HB TURBIDITY: 0.55 0.16

ANALYST: R.J. Lickens



DAILY FLUORIDE REPORT

From: QUALITY CONTROL LABORATORY
 To: WATER TREATMENT PLANT FOREMAN


DATE: 24 June 83

PLANT	RAW	TREATED
HADNOT POINT	0.24	1.05
TARAWA TERRACE	0.33	0.66
HOLCOMB BLVD.	0.28	1.05

TT TURBIDITY: 0.47 0.55

HB TURBIDITY: 0.72 0.22

ANALYST: Wonska



DAILY FLUORIDE REPORT

From: QUALITY CONTROL LABORATORY
To: WATER TREATMENT PLANT FOREMAN


DATE: 23 June 83

PLANT	RAW	TREATED
HADNOT POINT	0.28	1.05
TARAWA TERRACE	0.33	0.92
HOLCOMB BLVD.	0.28	1.05

TT TURBIDITY: 0.36 0.23

HB TURBIDITY: 0.44 0.17

ANALYST: RJ Lichartz



DAILY FLUORIDE REPORT

From: QUALITY CONTROL LABORATORY
 To: WATER TREATMENT PLANT FOREMAN


DATE: 22 June 83

PLANT	RAW	TREATED
HADNOT POINT	0.24	1.05
TARAWA TERRACE	0.28	1.05
HOLCOMB BLVD.	0.24	0.88

TT TURBIDITY: 0.36 5.40

HB TURBIDITY: 0.42 0.18

ANALYST: R J Lubelle



DAILY FLUORIDE REPORT

FROM: QUALITY CONTROL LABORATORY
 TO: WATER TREATMENT PLANT FOREMAN


DATE: 21 June 83

PLANT	RAW	TREATED
HADNOT POINT	0.28	1.08
TARAWA TERRACE	0.33	1.08
HOLCOMB BLVD.	0.33	1.02

TT TURBIDITY: 0.38 0.62

HB TURBIDITY: 0.74 0.20

ANALYST: Monahan



DAILY FLUORIDE REPORT

From: QUALITY CONTROL LABORATORY
To: WATER TREATMENT PLANT FOREMAN


DATE: 20 June 83

PLANT	RAW	TREATED
HADNOT POINT	0.28	1.05
TARAWA TERRACE	0.33	1.20
HOLCOMB BLVD.	0.33	1.02

TT TURBIDITY: 0.52 0.56

HB TURBIDITY: 0.48 0.20

ANALYST: monahan



DAILY FLUORIDE REPORT

From: QUALITY CONTROL LABORATORY
 To: WATER TREATMENT PLANT FOREMAN


DATE: 19 June 83
 (Sunday)

PLANT	RAW	TREATED
HADNOT POINT	0.24	1.17
TARAWA TERRACE	0.42	1.23
HOLCOMB BLVD.	0.33	1.02

TT TURBIDITY: 0.54 0.56

HB TURBIDITY: 0.49 0.20

ANALYST: monahan



DAILY FLUORIDE REPORT

FROM: QUALITY CONTROL LABORATORY
TO: WATER TREATMENT PLANT FOREMAN


DATE: 4 Dec 82

PLANT	RAW	TREATED
HADNOT POINT	0.23	0.79
TARAWA TERRACE	0.32	1.02
HOLCOMB BLVD.	0.36	1.08

TT TURBIDITY: 0.52 0.58

HB TURBIDITY: 0.60 0.30

ANALYST: Burr



DAILY FLUORIDE REPORT

FROM: QUALITY CONTROL LABORATORY
 TO: WATER TREATMENT PLANT FOREMAN

DATE: 8 Dec 82

PLANT	RAW	TREATED
HADNOT POINT	0.23	0.89
TARAWA TERRACE	0.27	1.05
HOLCOMB BLVD.	0.32	1.17

TT TURBIDITY: 0.40 0.76

HB TURBIDITY: 0.66 0.26

ANALYST: monahan

0.99

0.89

0.36

1.11

1.11

0.36

0.36

0.23

1.14

0.96

102

DAILY FLUORIDE REPORT

FROM: QUALITY CONTROL LABORATORY
 TO: WATER TREATMENT PLANT FOREMAN


DATE: 7 Dec '82

PLANT	RAW	TREATED
HADNOT POINT	0.27	0.89
TARAWA TERRACE	0.32	1.11
HOLCOMB BLVD.	0.36	0.96

TT TURBIDITY: 0.44 0.78

HB TURBIDITY: 1.50 0.24

ANALYST: Monahan



DAILY FLUORIDE REPORT

FROM: QUALITY CONTROL LABORATORY
 TO: WATER TREATMENT PLANT FOREMAN


DATE: 5 Dec 82

PLANT	RAW	TREATED
HADNOT POINT	0.23	0.89
TARAWA TERRACE	0.32	1.08
HOLCOMB BLVD.	0.32	0.96

TT TURBIDITY: 0.72 0.74

HB TURBIDITY: 0.75 0.32

ANALYST: monahan



DAILY FLUORIDE REPORT

FROM: QUALITY CONTROL LABORATORY
 TO: WATER TREATMENT PLANT FOREMAN


DATE: 6 Dec 82

PLANT	RAW	TREATED
HADNOT POINT	0.27	0.89
TARAWA TERRACE	0.32	1.08
HOLCOMB BLVD.	0.32	0.99

TT TURBIDITY: 0.43 0.72

HB TURBIDITY: 0.64 0.22

ANALYST: Moran



DAILY FLUORIDE REPORT

FROM: QUALITY CONTROL LABORATORY
 TO: WATER TREATMENT PLANT FOREMAN


DATE: 3 Dec. 82

PLANT	RAW	TREATED
HADNOT POINT	0.23	0.76
TARAWA TERRACE	0.23	1.02
HOLCOMB BLVD.	0.36	1.20

TT TURBIDITY: 0.26 0.56

HB TURBIDITY: 1.8 0.24

ANALYST: A. J. J. J.



DAILY FLUORIDE REPORT

FROM: QUALITY CONTROL LABORATORY
 TO: WATER TREATMENT PLANT FOREMAN


DATE: 12-2-82

PLANT	RAW	TREATED
HADNOT POINT	0.23	0.83
TARAWA TERRACE	0.27	0.99
HOLCOMB BLVD.	0.27	0.99

TT TURBIDITY: 0.21 0.56

HB TURBIDITY: 0.52 0.16

ANALYST: L. J. Lachelle



DAILY FLUORIDE REPORT

FROM: QUALITY CONTROL LABORATORY
TO: WATER TREATMENT PLANT FOREMAN


DATE: 12-1-82

PLANT	RAW	TREATED
HADNOT POINT	0.23	0.89
TARAWA TERRACE	0.32	1.08
HOLCOMB BLVD.	0.32	1.02

TT TURBIDITY: 0.40 0.76

HB TURBIDITY: 0.58 0.78

ANALYST: RJ Lubardo



DAILY FLUORIDE REPORT

From: QUALITY CONTROL LABORATORY
 To: WATER TREATMENT PLANT FOREMAN


DATE: 30 Nov '82

PLANT	RAW	TREATED
HADNOT POINT	0.27	0.89
TARAWA TERRACE	0.32	1.08
HOLCOMB BLVD.	0.32	1.02

TT TURBIDITY: 0.47 2.00

HB TURBIDITY: 0.60 0.25

ANALYST: Wonghan



DAILY FLUORIDE REPORT

From: QUALITY CONTROL LABORATORY
 To: WATER TREATMENT PLANT FOREMAN

DATE: 29 Nov 82

PLANT	RAW	TREATED
HADNOT POINT	0.23	0.76
TARAWA TERRACE	0.32	0.79
HOLCOMB BLVD.	0.32	0.96

TT TURBIDITY: 0.50 0.46

HB TURBIDITY: 0.63 0.43

ANALYST: monahan



DAILY FLUORIDE REPORT

From: QUALITY CONTROL LABORATORY

To: WATER TREATMENT PLANT FOREMAN


DATE: 28 Nov 82
Sun

PLANT	RAW	TREATED
HADNOT POINT	0.23	0.53
TARAWA TERRACE	0.32	1.02
HOLCOMB BLVD.	0.36	0.93

TT TURBIDITY: 0.39 1.40

HB TURBIDITY: 0.63 0.32

ANALYST: monahan



DAILY FLUORIDE REPORT

From: QUALITY CONTROL LABORATORY
 To: WATER TREATMENT PLANT FOREMAN


DATE: 11-27-82

PLANT	RAW	TREATED
HADNOT POINT	0.27	0.41
TARAWA TERRACE	0.45	0.79
HOLCOMB BLVD.	0.45	1.02

TT TURBIDITY: 0.36 0.34

HB TURBIDITY: 0.84 0.28

ANALYST: RJ Luchalle



DAILY FLUORIDE REPORT

From: QUALITY CONTROL LABORATORY
 To: WATER TREATMENT PLANT FOREMAN


DATE: 24 Nov. 82

PLANT	RAW	TREATED
HADNOT POINT	0.27	0.97
TARAWA TERRACE	0.27	0.90
HOLCOMB BLVD.	0.32	0.90

TT TURBIDITY: 0.32 0.28

HB TURBIDITY: 1.0 0.22

ANALYST: *Sungcutt*



DAILY FLUORIDE REPORT

From: QUALITY CONTROL LABORATORY
 To: WATER TREATMENT PLANT FOREMAN

DATE: 25 Nov 82

PLANT	RAW	TREATED
HADNOT POINT	0.32	0.97
TARAWA TERRACE	0.32	1.00
HOLCOMB BLVD.	0.36	0.94

TT TURBIDITY: 0.60 0.76

HB TURBIDITY: 1.0 0.24

ANALYST: Ameynet



DAILY FLUORIDE REPORT

From: QUALITY CONTROL LABORATORY

To: WATER TREATMENT PLANT FOREMAN


DATE: 23 Nov 1982

PLANT	RAW	TREATED
HADNOT POINT	0.23	0.94
TARAWA TERRACE	0.27	1.00
HOLCOMB BLVD.	0.23	0.83

TT TURBIDITY: 0.40 0.60

HB TURBIDITY: 0.62 0.18

ANALYST: Monahan



DAILY FLUORIDE REPORT

FROM: QUALITY CONTROL LABORATORY

TO: WATER TREATMENT PLANT FOREMAN


DATE: 11-22-82

PLANT	RAW	TREATED
HADNOT POINT	0.18	0.90
TARAWA TERRACE	0.27	0.80
HOLCOMB BLVD.	0.23	0.87

TT TURBIDITY: 0.45 1.40

HB TURBIDITY: 0.46 0.28

ANALYST: monahan



DAILY FLUORIDE REPORT

FROM: QUALITY CONTROL LABORATORY
TO: WATER TREATMENT PLANT FOREMAN


DATE: 11-21-82
Sunday

PLANT	RAW	TREATED
HADNOT POINT	0.18	0.90
TARAWA TERRACE	0.23	0.73
HOLCOMB BLVD.	0.23	0.87

TT TURBIDITY: 0.38 1.30

HB TURBIDITY: 0.42 0.52

ANALYST: Monahan



DAILY FLUORIDE REPORT

FROM: QUALITY CONTROL LABORATORY
 TO: WATER TREATMENT PLANT FOREMAN


DATE: 19 Nov. 82

PLANT	RAW	TREATED
HADNOT POINT	0.27	0.87
TARAWA TERRACE	0.23	0.97
HOLCOMB BLVD.	0.32	0.90

TT TURBIDITY: 1.2 0.34

HB TURBIDITY: 2.4 0.80

ANALYST: *Harveycutt*



DAILY FLUORIDE REPORT

FROM: QUALITY CONTROL LABORATORY
 TO: WATER TREATMENT PLANT FOREMAN


DATE: 18 Nov 82

PLANT	RAW	TREATED
HADNOT POINT	0.27	0.90
TARAWA TERRACE	0.27	0.65
HOLCOMB BLVD.	0.32	0.27

TT TURBIDITY: 1.40 0.34

HB TURBIDITY: 0.58 0.17

ANALYST: Monahan



DAILY FLUORIDE REPORT

FROM: QUALITY CONTROL LABORATORY
 TO: WATER TREATMENT PLANT FOREMAN


DATE: 11-17-82

PLANT	RAW	TREATED
HADNOT POINT	0.32	0.97
TARAWA TERRACE	0.36	0.65
HOLCOMB BLVD.	0.32	0.32

TT TURBIDITY: 0.46 0.40

HB TURBIDITY: 0.48 0.16

ANALYST: P. J. Schuyler



DAILY FLUORIDE REPORT

FROM: QUALITY CONTROL LABORATORY
 TO: WATER TREATMENT PLANT FOREMAN


DATE: 11-13-82

PLANT	RAW	TREATED
HADNOT POINT	0.27	0.76
TARAWA TERRACE	0.36	1.10
HOLCOMB BLVD.	0.49	0.83

TT TURBIDITY: 0.38 0.32

HB TURBIDITY: 0.82 0.35

ANALYST: Bain



DAILY FLUORIDE REPORT

FROM: QUALITY CONTROL LABORATORY
 TO: WATER TREATMENT PLANT FOREMAN


DATE: 16 Nov 62

PLANT	RAW	TREATED
HADNOT POINT	0.18	0.87
TARAWA TERRACE	0.32	0.80
HOLCOMB BLVD.	0.32	0.90

TT TURBIDITY: 0.40 0.38

HB TURBIDITY: 0.88 0.21

ANALYST: monahan



DAILY FLUORIDE REPORT

FROM: QUALITY CONTROL LABORATORY
 TO: WATER TREATMENT PLANT FOREMAN


DATE: 11-15-82

PLANT	RAW	TREATED
HADNOT POINT	0.23	0.87
TARAWA TERRACE	0.27	1.13
HOLCOMB BLVD.	0.32	0.90

TT TURBIDITY: 0.43 0.44

HB TURBIDITY: 0.77 0.26

ANALYST: monahan



DAILY FLUORIDE REPORT

FROM: QUALITY CONTROL LABORATORY
 TO: WATER TREATMENT PLANT FOREMAN


DATE: 11-14-82

PLANT	RAW	TREATED
HADNOT POINT	0.18	0.83
TARAWA TERRACE	0.27	1.16
HOLCOMB BLVD.	0.41	0.87

TT TURBIDITY: 0.42 0.40

HB TURBIDITY: 1.70 0.34

ANALYST: Morahan



DAILY FLUORIDE REPORT

FROM: QUALITY CONTROL LABORATORY
 TO: WATER TREATMENT PLANT FOREMAN


DATE: 12 Nov. 82

PLANT	RAW	TREATED
HADNOT POINT	0.23	0.69
TARAWA TERRACE	0.32	1.10
HOLCOMB BLVD.	0.32	0.73

TT TURBIDITY: 0.38 0.36

HB TURBIDITY: 0.84 0.22

ANALYST: Henrycutt



DAILY FLUORIDE REPORT

FROM: QUALITY CONTROL LABORATORY
 TO: WATER TREATMENT PLANT FOREMAN


DATE: 10 NOV. 82

PLANT	RAW	TREATED
HADNOT POINT	0.32	0.57
TARAWA TERRACE	0.32	1.00
HOLCOMB BLVD.	0.41	0.80

TT TURBIDITY: 0.34 0.30

HB TURBIDITY: 1.2 0.50

ANALYST: *[Signature]*



DAILY FLUORIDE REPORT

FROM: QUALITY CONTROL LABORATORY
 TO: WATER TREATMENT PLANT FOREMAN


DATE: 11 Nov 82

PLANT	RAW	TREATED
HADNOT POINT	0.08	0.57
TARAWA TERRACE	0.27	1.07
HOLCOMB BLVD.	0.23	0.69

TT TURBIDITY: 0.35 0.26

HB TURBIDITY: 0.32 0.42

ANALYST: R. Schull



DAILY FLUORIDE REPORT

FROM: QUALITY CONTROL LABORATORY
 TO: WATER TREATMENT PLANT FOREMAN


DATE: 8 Nov. 82

PLANT	RAW	TREATED
HADNOT POINT	0.32	0.76
TARAWA TERRACE	0.41	0.94
HOLCOMB BLVD.	0.41	0.90

TT TURBIDITY: 0.23 0.30

HB TURBIDITY: 0.34 0.16

ANALYST: *[Signature]*



DAILY FLUORIDE REPORT

FROM: QUALITY CONTROL LABORATORY

TO: WATER TREATMENT PLANT FOREMAN


DATE: 2 Nov. 82

PLANT	RAW	TREATED
HADNOT POINT	0.23	0.69
TARAWA TERRACE	0.36	0.90
HOLCOMB BLVD.	0.41	0.90

TT TURBIDITY: 0.32 0.30

HB TURBIDITY: 0.44 0.18

ANALYST: *Huntercutt*



DAILY FLUORIDE REPORT

From: QUALITY CONTROL LABORATORY

To: WATER TREATMENT PLANT FOREMAN


DATE: 9 Nov 82

PLANT	RAW	TREATED
HADNOT POINT	0.27	0.65
TARAWA TERRACE	0.32	0.97
HOLCOMB BLVD.	0.32	0.80

TT TURBIDITY: 0.40 0.26

HB TURBIDITY: 0.34 0.32

ANALYST: Burns



DAILY FLUORIDE REPORT

FROM: QUALITY CONTROL LABORATORY
 TO: WATER TREATMENT PLANT FOREMAN

DATE: 5 NOV 82

PLANT	RAW	TREATED
HADNOT POINT	0.32	0.69
TARAWA TERRACE	0.32	1.07
HOLCOMB BLVD.	0.57	0.76

TT TURBIDITY: 0.30 0.20

HB TURBIDITY: 0.80 0.60

ANALYST: Burns

May 1862
J. D. [unclear]

DAILY FLUORIDE REPORT

From: QUALITY CONTROL LABORATORY

To: WATER TREATMENT PLANT FOREMAN


DATE: 6 Nov 82

PLANT	RAW	TREATED
HADNOT POINT	0.23	0.65
TARAWA TERRACE	0.32	1.00
HOLCOMB BLVD.	0.27	0.87

TT TURBIDITY: 0.90 0.28

HB TURBIDITY: 0.48 0.18

ANALYST: R. G. Schaeffer



DAILY FLUORIDE REPORT

FROM: QUALITY CONTROL LABORATORY
 TO: WATER TREATMENT PLANT FOREMAN


DATE: 4 Nov 82

PLANT	RAW	TREATED
HADNOT POINT	0.27	0.65
TARAWA TERRACE	0.32	1.04
HOLCOMB BLVD.	0.65	0.76

TT TURBIDITY: 0.44 0.42

HB TURBIDITY: 1.00 0.20

ANALYST: monahan



DAILY FLUORIDE REPORT

From: QUALITY CONTROL LABORATORY

To: WATER TREATMENT PLANT FOREMAN


DATE: 3 Nov 82

PLANT	RAW	TREATED
HADNOT POINT	0.27	0.65
TARAWA TERRACE	0.32	1.04
HOLCOMB BLVD.	0.53	0.80

TT TURBIDITY: 0.38 0.35

HB TURBIDITY: 0.95 0.20

ANALYST: monahan



DAILY FLUORIDE REPORT

FROM: QUALITY CONTROL LABORATORY
 TO: WATER TREATMENT PLANT FOREMAN

DATE: 2 Nov 82

PLANT	RAW	TREATED
HADNOT POINT	0.23	0.69
TARAWA TERRACE	0.27	1.10
HOLCOMB BLVD.	0.27	1.16

TT TURBIDITY: 0.55 0.26

HB TURBIDITY: 0.42 0.23

ANALYST: Monahan



DAILY FLUORIDE REPORT

From: QUALITY CONTROL LABORATORY

To: WATER TREATMENT PLANT FOREMAN

DATE: 1 Nov 82

PLANT	RAW	TREATED
HADNOT POINT	0.23	0.76 <i>Tap #20 = 0.73</i>
TARAWA TERRACE	0.27	1.10
HOLCOMB BLVD.	0.27	0.90

TT TURBIDITY: 0.45 0.34

HB TURBIDITY: 0.42 0.21

ANALYST: Monahan



DAILY FLUORIDE REPORT

From: QUALITY CONTROL LABORATORY

To: WATER TREATMENT PLANT FOREMAN


DATE: 31 Oct 82

PLANT	RAW	TREATED
HADNOT POINT	0.23	0.80
TARAWA TERRACE	0.27	1.10
HOLCOMB BLVD.	0.23	0.80

TT TURBIDITY: 0.96 0.30

HB TURBIDITY: 0.38 0.18

ANALYST: monahan



DAILY FLUORIDE REPORT

FROM: QUALITY CONTROL LABORATORY
 TO: WATER TREATMENT PLANT FOREMAN


DATE: 30 Oct 82

PLANT	RAW	TREATED
HADNOT POINT	0.18	0.73
TARAWA TERRACE	0.27	0.87
HOLCOMB BLVD.	0.13	0.80

TT TURBIDITY: 0.44 0.30

HB TURBIDITY: 0.34 0.20

ANALYST: Sweeney



DAILY FLUORIDE REPORT

FROM: QUALITY CONTROL LABORATORY
TO: WATER TREATMENT PLANT FOREMAN


DATE: 29 Oct 82

PLANT	RAW	TREATED
HADNOT POINT	0.27	1.07
TARAWA TERRACE	0.27	1.10
HOLCOMB BLVD.	0.32	0.87

TT TURBIDITY: 0.38 0.24

HB TURBIDITY: 0.32 0.15

ANALYST: RJ Schulte



DAILY FLUORIDE REPORT

FROM: QUALITY CONTROL LABORATORY
 TO: WATER TREATMENT PLANT FOREMAN


DATE: 28 Oct 82

PLANT	RAW	TREATED
HADNOT POINT	0.23	0.61
TARAWA TERRACE	0.32	1.04
HOLCOMB BLVD.	0.32	0.53

TT TURBIDITY: 0.54 0.24

HB TURBIDITY: 0.30 0.18

ANALYST: *Sweeney*



DAILY FLUORIDE REPORT

From: QUALITY CONTROL LABORATORY

To: WATER TREATMENT PLANT FOREMAN

DATE: 27 Oct 82

PLANT	RAW	TREATED
HADNOT POINT	0.27	0.73
TARAWA TERRACE	0.27	1.00
HOLCOMB BLVD.	0.36	1.00

TT TURBIDITY: 0.34 0.23

HB TURBIDITY: 0.72 0.16

ANALYST: RJ Luchessa



DAILY FLUORIDE REPORT

FROM: QUALITY CONTROL LABORATORY
TO: WATER TREATMENT PLANT FOREMAN


DATE: 26 Oct 82

PLANT	RAW	TREATED
HADNOT POINT	0.27	0.94
TARAWA TERRACE	0.36	0.94
HOLCOMB BLVD.	0.32	2.14

TT TURBIDITY: 0.55 0.38

HB TURBIDITY: 0.60 0.26

ANALYST: Moranhan



DAILY FLUORIDE REPORT

From: QUALITY CONTROL LABORATORY

To: WATER TREATMENT PLANT FOREMAN

DATE: 25 Oct 82

PLANT	RAW	TREATED
HADNOT POINT	0.23	0.97
TARAWA TERRACE	0.27	0.80 ↓
HOLCOMB BLVD.	0.23	0.90 ↑

TT TURBIDITY:

0.42

9.20

HB TURBIDITY:

0.80

0.18

ANALYST:

Monahan



DAILY FLUORIDE REPORT

FROM: QUALITY CONTROL LABORATORY
 TO: WATER TREATMENT PLANT FOREMAN


DATE: 24 Oct 82

PLANT	RAW	TREATED
HADNOT POINT	0.23	1.04
TARAWA TERRACE	0.27	0.87
HOLCOMB BLVD.	0.23	0.73

TT TURBIDITY: 0.32 0.48

HB TURBIDITY: 0.34 0.18

ANALYST: monahan



DAILY FLUORIDE REPORT


FROM: QUALITY CONTROL LABORATORY
 TO: WATER TREATMENT PLANT FOREMAN


DATE: 23 OCT 82

PLANT	RAW	TREATED
HADNOT POINT	0.27	0.227
TARAWA TERRACE	0.27	0.90
HOLCOMB BLVD.	0.32	0.87

TT TURBIDITY: 0.44 0.68

HB TURBIDITY: 0.58 0.28

ANALYST: 



DAILY FLUORIDE REPORT

From: QUALITY CONTROL LABORATORY
 To: WATER TREATMENT PLANT FOREMAN


DATE: 22 Oct 82

PLANT	RAW	TREATED
HADNOT POINT	0.23	1.13
TARAWA TERRACE	0.32	1.00
HOLCOMB BLVD.	0.36	1.13

TT TURBIDITY: 0.48 0.78

HB TURBIDITY: 1.00 1.20

ANALYST: Mona Rao



DAILY FLUORIDE REPORT

From: QUALITY CONTROL LABORATORY
 To: WATER TREATMENT PLANT FOREMAN


DATE: 21 Oct 82

PLANT	RAW	TREATED
HADNOT POINT	0.27	1.19 <div style="font-size: small; text-align: right; margin-top: -10px;"> (flat top) = 1.13 0.900 </div>
TARAWA TERRACE	0.32	1.00
HOLCOMB BLVD.	0.32	1.10

TT TURBIDITY: 0.90 0.72

HB TURBIDITY: 1.10 0.20

ANALYST: Mouahou



DAILY FLUORIDE REPORT

FROM: QUALITY CONTROL LABORATORY
 TO: WATER TREATMENT PLANT FOREMAN


DATE: 20 OCT 82

PLANT	RAW	TREATED
HADNOT POINT	0.20	0.94
TARAWA TERRACE	0.25	0.91
HOLCOMB BLVD.	0.20	0.84

TT TURBIDITY: 0.32 0.54

HB TURBIDITY: 0.40 0.20

ANALYST: *Burn*



DAILY FLUORIDE REPORT

From: QUALITY CONTROL LABORATORY
 To: WATER TREATMENT PLANT FOREMAN


DATE: 19 Oct 82

PLANT	RAW	TREATED
HADNOT POINT	0.20	1.10
TARAWA TERRACE	0.29	0.87
HOLCOMB BLVD.	0.25	1.13

TT TURBIDITY: 0.48 2.50

HB TURBIDITY: 1.10 0.21

ANALYST: Monahan



DAILY FLUORIDE REPORT

From: QUALITY CONTROL LABORATORY
 To: WATER TREATMENT PLANT FOREMAN


DATE: 18 Oct 82

PLANT	RAW	TREATED
HADNOT POINT	0.25	1.19
TARAWA TERRACE	0.29	1.00
HOLCOMB BLVD.	0.34	0.81

TT TURBIDITY: 0.32 0.48

HB TURBIDITY: 1.80 0.24

ANALYST: R. Shadwell



DAILY FLUORIDE REPORT

From: QUALITY CONTROL LABORATORY

To: WATER TREATMENT PLANT FOREMAN

DATE: 17 Oct 82

PLANT	RAW	TREATED
HADNOT POINT	0.29	1.16
TARAWA TERRACE	0.29	0.97
HOLCOMB BLVD.	0.29	0.94

TT TURBIDITY: 0.22 0.42

HB TURBIDITY: 0.50 0.42

ANALYST: R. J. Schaeffer



DAILY FLUORIDE REPORT

From: QUALITY CONTROL LABORATORY
 To: WATER TREATMENT PLANT FOREMAN

DATE: 16 Oct 82

PLANT	RAW	TREATED
HADNOT POINT	0.25	1.16
TARAWA TERRACE	0.34	0.94
HOLCOMB BLVD.	0.38	0.97

TT TURBIDITY: 0.38 0.70

HB TURBIDITY: 1.00 0.24

ANALYST: R. J. Schell



DAILY FLUORIDE REPORT

FROM: QUALITY CONTROL LABORATORY
 TO: WATER TREATMENT PLANT FOREMAN

DATE: 15 Oct 82

PLANT	RAW	TREATED
HADNOT POINT	0.25	1.19
TARAWA TERRACE	0.34	1.04
HOLCOMB BLVD.	0.34	0.97

TT TURBIDITY: 0.45 0.52

HB TURBIDITY: 0.69 0.69

ANALYST: Monahan



DAILY FLUORIDE REPORT

From: QUALITY CONTROL LABORATORY
 To: WATER TREATMENT PLANT FOREMAN

DATE: 14 Oct 82

PLANT	RAW	TREATED
HADNOT POINT	0.25	lab tap ✓ 1.19
TARAWA TERRACE	0.34	0.91
HOLCOMB BLVD.	0.38	0.91

TT TURBIDITY: 0.38 0.56

HB TURBIDITY: 1.70 0.23

ANALYST: Mousher



DAILY FLUORIDE REPORT

From: QUALITY CONTROL LABORATORY

To: WATER TREATMENT PLANT FOREMAN


DATE: 13 Oct 82

PLANT	RAW	TREATED
HADNOT POINT	0.42	0.97
TARAWA TERRACE	0.29	0.94
HOLCOMB BLVD.	0.34	0.97

TT TURBIDITY: 0.44 0.60

HB TURBIDITY: 0.69 0.17

ANALYST: Monahan



DAILY FLUORIDE REPORT

From: QUALITY CONTROL LABORATORY
 To: WATER TREATMENT PLANT FOREMAN


DATE: 12 Oct 82

PLANT	RAW	TREATED
HADNOT POINT	0.25	0.66
TARAWA TERRACE	0.29	0.94
HOLCOMB BLVD.	0.34	0.97

TT TURBIDITY: 0.28 0.62

HB TURBIDITY: 0.66 0.24

ANALYST: *[Signature]*



DAILY FLUORIDE REPORT

From: QUALITY CONTROL LABORATORY
 To: WATER TREATMENT PLANT FOREMAN


Date: 10 Oct 82

PLANT	RAW	TREATED
HADNOT POINT	0.34	0.94
TARAWA TERRACE	0.46	0.97
HOLCOMB BLVD.	0.25	1.35

TT TURBIDITY: 0.39 0.52

HB TURBIDITY: 0.52 0.20

ANALYST: *Neeraj*



DAILY FLUORIDE REPORT

From: QUALITY CONTROL LABORATORY

To: WATER TREATMENT PLANT FOREMAN


DATE: 11 Oct 82

PLANT	RAW	TREATED
HADNOT POINT	0.38	0.62
TARAWA TERRACE	0.42	1.10
HOLCOMB BLVD.	0.42	1.16

TT TURBIDITY: 0.24 0.46

HB TURBIDITY: 0.52 0.64

ANALYST: *Huragist*



DAILY FLUORIDE REPORT

From: QUALITY CONTROL LABORATORY
 To: WATER TREATMENT PLANT FOREMAN


DATE: 8 oct 82

PLANT	RAW	TREATED
HADNOT POINT	0.25	0.84
TARAWA TERRACE	0.20	0.84
HOLCOMB BLVD.	0.20	1.00

TT TURBIDITY: 0.26 0.40

HB TURBIDITY: 0.58 0.30

ANALYST: Sweeney



DAILY FLUORIDE REPORT

From: QUALITY CONTROL LABORATORY

To: WATER TREATMENT PLANT FOREMAN


DATE: 9 Oct 82

PLANT	RAW	TREATED
HADNOT POINT	0.29	0.77
TARAWA TERRACE	0.29	0.94
HOLCOMB BLVD.	0.25	0.73

TT TURBIDITY: 0.60 0.48

HB TURBIDITY: 0.49 0.30

ANALYST: *Suneycott*



DAILY FLUORIDE REPORT

From: QUALITY CONTROL LABORATORY

To: WATER TREATMENT PLANT FOREMAN

DATE: 7 Oct '82

PLANT	RAW	TREATED
HADNOT POINT	0.29	1.00
TARAWA TERRACE	0.34	0.84
HOLCOMB BLVD.	0.34	1.13

TT TURBIDITY: 0.38 0.44

HB TURBIDITY: 0.64 0.22

ANALYST: Moukhan



DAILY FLUORIDE REPORT

FROM: QUALITY CONTROL LABORATORY
 TO: WATER TREATMENT PLANT FOREMAN


DATE: 6 Oct 82

PLANT	RAW	TREATED
HADNOT POINT	0.29	0.97
TARAWA TERRACE	0.34	1.07
HOLCOMB BLVD.	0.34	1.13

TT TURBIDITY: 0.45 0.60

HB TURBIDITY: 0.60 0.24

ANALYST: Monahan



DAILY FLUORIDE REPORT

FROM: QUALITY CONTROL LABORATORY
TO: WATER TREATMENT PLANT FOREMAN


DATE: 5 Oct. 82

PLANT	RAW	TREATED
HADNOT POINT	0.25	0.84
TARAWA TERRACE	0.38	0.97
HOLCOMB BLVD.	0.38	1.04

TT TURBIDITY: 0.40 0.31

HB TURBIDITY: 0.50 0.26

ANALYST: Henry



DAILY FLUORIDE REPORT

FROM: QUALITY CONTROL LABORATORY
 TO: WATER TREATMENT PLANT FOREMAN


DATE: 4 OCT 82

PLANT	RAW	TREATED
HADNOT POINT	0.11	0.70
TARAWA TERRACE	0.20	0.87
HOLCOMB BLVD.	0.15	0.91

TT TURBIDITY: 0.40 0.30

HB TURBIDITY: 0.28 0.50

ANALYST: B. S.



DAILY FLUORIDE REPORT

FROM: QUALITY CONTROL LABORATORY
 TO: WATER TREATMENT PLANT FOREMAN

DATE: 3 OCT 82

PLANT	RAW	TREATED
HADNOT POINT	0.25	0.87
TARAWA TERRACE	0.29	0.97
HOLCOMB BLVD.	0.34	0.91

TT TURBIDITY: 0.96 0.40

HB TURBIDITY: 0.28 0.50

ANALYST: Burns



DAILY FLUORIDE REPORT

FROM: QUALITY CONTROL LABORATORY
 TO: WATER TREATMENT PLANT FOREMAN


DATE: 2 OCT 82

PLANT	RAW	TREATED
HADNOT POINT	0.25	0.94
TARAWA TERRACE	0.34	1.07
HOLCOMB BLVD.	0.42	0.87

TT TURBIDITY: 0.38 0.32

HB TURBIDITY: 1.00 0.22

ANALYST: Burns



DAILY FLUORIDE REPORT

FROM: QUALITY CONTROL LABORATORY
 TO: WATER TREATMENT PLANT FOREMAN

DATE: 1 Oct 82

PLANT	RAW	TREATED
HADNOT POINT	0.25	1.24
TARAWA TERRACE	0.29	1.13
HOLCOMB BLVD.	0.34	0.91

TT TURBIDITY: 0.44 0.26

HB TURBIDITY: 0.66 1.0

ANALYST: *Sweeney*



DAILY FLUORIDE REPORT

From: QUALITY CONTROL LABORATORY

To: WATER TREATMENT PLANT FOREMAN

DATE: 31 JAN 63

PLANT	RAW	TREATED
HADNOT POINT	0.22	1.00
TARAWA TERRACE	0.27	0.97
HOLCOMB BLVD.	0.22	0.84

TT TURBIDITY: 0.34 0.28

HB TURBIDITY: 0.74 0.18

ANALYST: *Hungert*



DAILY FLUORIDE REPORT

From: QUALITY CONTROL LABORATORY
 To: WATER TREATMENT PLANT FOREMAN


DATE: 30 JAN 83

PLANT	RAW	TREATED
HADNOT POINT	0.22	0.97
TARAWA TERRACE	0.27	0.97
HOLCOMB BLVD.	0.31	0.88

TT TURBIDITY: 0.40 0.24

HB TURBIDITY: 0.32 0.22

ANALYST: *Sweeney*



DAILY FLUORIDE REPORT

From: QUALITY CONTROL LABORATORY
To: WATER TREATMENT PLANT FOREMAN


DATE: 18 June 83

PLANT	RAW	TREATED
HADNOT POINT	0.19	1.23
TARAWA TERRACE	0.42	1.32
HOLCOMB BLVD.	0.42	1.29

TT TURBIDITY: 0.54 0.42

HB TURBIDITY: 0.42 0.22

ANALYST: *[Signature]*



DAILY FLUORIDE REPORT

From: QUALITY CONTROL LABORATORY

To: WATER TREATMENT PLANT FOREMAN


DATE: 9-30-83

PLANT	RAW	TREATED
HADNOT POINT	0.16	1.07
TARAWA TERRACE	0.19	0.99
HOLCOMB BLVD.	0.21	0.99

TT TURBIDITY: 0.47 1.00

HB TURBIDITY: 0.58 0.27

ANALYST: R. Labaille



11330.4 FLUORIDE (83)
ANALYSES