

FILE FOLDER

DESCRIPTION ON TAB:

11330.9 Chemicals Used

Shop 83

Outside/inside of actual folder did not contain hand written information

Outside/inside of actual folder did contain hand written information

***Scanned as next image**

11330.9 CHEMICALS USED

shop 83

OPEN

CLOSED

JANUARY - 1987 - DESTROY


TEMP. SECNAVINST 5212.5B, Part II, ^Y

Chap 11, par. 11300(2) 2 years

CHEMICALS - WATER TREATMENT PLANTS

FY84

H.P. (20) Chlorine	18,450 lbs.	\$3,321.00
H.T.H. "	125 lbs.	82.55
Scale Removing Comp.	20 gals.	28.80
Hydrochloric Acid	20 gals.	113.60
Poly Phosphate	30 gals.	122.22
Lime	1,092,000 lbs.	50,668.00
H.B. - (670) Chlorine	8,600 lbs.	1,548.00
H.T.H. "	250 lbs.	165.10
Scale Removing Comp	8 gals.	11.52
Hydrochloric Acid	57 gals.	323.76
Lime	595,000 lbs.	27,320.00
TT-38 - Chlorine	6,450 lbs.	1,161.00
Scale Removing Comp.	4 gals	5.76
Lime	327,000 lbs	15,173.00
M-178 - Chlorine	2,100 lbs.	378.00
Poly Phosphate	1,050 gals	4,273.00
Sodium Chloride	850,000 lbs.	15,002.00
MCAS-110 - Chlorine	14,000 lbs.	3,498.00
Hydrochloric Acid	16 gals.	90.88
Scale Removing Comp	12 gals.	17.28
Lime	300,700 lbs.	15,747.00
RR-85 - Chlorine	2,250 lbs.	405.00
Scale Removing Comp.	12 gals.	17.28
Lime	25,500 lbs.	1,183.00
Sodium Chloride	250,000 lbs.	4,412.00
BB-190 - Chlorine	3,450 lbs.	621.00
Poly Phosphate	900 gals.	3,663.00
Scale Removing Comp.	17 gals.	24.48
Lime	25,500 lbs.	1,183.00
Sodium Chloride	650,000	11,472.00
BA-138 - Chlorine	800 lbs.	144.00
Sodium Chloride	150,000 lbs.	2,647.00
TC-501 - Chlorine	600 lbs.	108.00
Sodium Fluoride used at Bldg . 20	7,500 lbs.	} 10,170.00
" " used at Bldg. 670	4,500 lbs.	
" " used at Bldg. TT-38	3,000 lbs.	




CHEMICALS - WATER TREATMENT PLANTS

FY84

Page 2

Swimming Pools - chlorine HP-236, HP-540, PP-2615, M-139	3,600 lbs.	\$ 648.00
Swimming Pools - chlorine AS-710, AS-202, TT-20	6,900 lbs.	1,242.00
Swimming Pool - Sodium Bi-Carbonate TT-20	2,000 lbs.	494.20
Muriatic Acid used at Wells	440 gals.	
Muriatic Acid used at Pools	275 gals.	587.40
Caustic Soda used at Pools	1,485 gals	2,230.00



Chemicals - WATER TREAT - FY 84 - PLANTS

Shop Stores

H.P. (20) - Chlorine	- 18,450 LBS	= \$3,321. ⁰⁰	- Shop Stores
H.T.H.	- 125 LBS	\$82.55	"
Scale Removing Comp	- 20 gals	\$28.80	S.S. Shop Stores
Hydrochloric Acid	- 20 gals.	\$113.60	"
Poly Phosphate	- 30 gals.	\$122.22	"
lime = 1,092,000 LBS		\$50.668	Open Purchase

H.B - 670 - Chlorine	- 8,600 LBS	\$1,548. ⁰⁰	- S.S.
H.T.H.	- 250 LBS	\$165.10	- S.S.
Scale Removing Comp	- 8 gals.	\$11.52	- S.S.
Hydrochloric Acid	- 57 gals.	\$323.76	- S.S.
lime - 592,000 LBS		\$27,320. ⁰⁰	- Open Purchase

TT-38 - Chlorine	- 6,450 LBS	\$1,161. ⁰⁰	- S.S.
Scale Removing Comp	- 4 gals	\$5.76	- S.S.
lime = 327,000 LBS		\$15,173. ⁰⁰	- Open Purchase

M-178 - Chlorine	- 2,100 LBS	\$378. ⁰⁰	- S.S.
Poly Phosphate	- 1,050 gals	\$4,273. ⁰⁰	- S.S.
Sodium Chloride	- 850,000 LBS	\$15,002. ⁰⁰	- Open Purchase

MCAS-110 - Chlorine - 14,000 LBS = \$3,498⁰⁰ - Open purchase
Hydrochloric Acid - 16 gals. \$90.88 - S.S.
Scale Removing Comp - 12 gals. \$17.28 - S.S.
lime - - 300,700 LBS = \$15,747⁰⁰ - Open purchase

RR-85 - Chlorine - 2,250 LBS \$405⁰⁰ - S.S.
Scale Removing Comp - 12 gals \$17²⁸ - S.S.
lime - 25,500 LBS \$1,183⁰⁰ - Open purchase
Sodium Chloride = 250,000 LBS \$4,412⁰⁰ - Open purchase

BB-190 Chlorine - 3,450 LBS \$621⁰⁰ - S.S.
Poly Phosphate - 900 gals. 3,663⁰⁰ - S.S.
Scale Removing Comp - 17 gals \$24,418 - S.S.
lime - 25,500 LBS \$1,183⁰⁰ - Open purchase
Sodium Chloride = 650,000 LBS = \$11,472⁰⁰ - Open purchase


BA-138 - Chlorine - 800 LBS \$144⁰⁰ - S.S.
Sodium Chloride - 150,000 \$2,647⁰⁰ - Open purchase

TC-501 - Chlorine - 600 LBS \$108⁰⁰ - S.S.

Open
Purchase
Sodium Fluoride used at B-20, B-670,
TT-38 - quantity to each unknown -
Total - 15,000 LBS - \$10,170.00

5000 lbs charged to each plant

50%	B-20	30%	670	20%	TT38
	7500		4500		3000




Chemicals - Water Treat - FY-84 - Pools

HP 236	HP 540	PP 2615	M-139
Cl ₂ - 750 LBS	Cl ₂ - 750 LBS	Cl ₂ - 1500 LBS	Cl ₂ - 600 LBS
\$ 135 ⁰⁰	\$ 135 ⁰⁰	\$ 270 ⁰⁰	\$ 108 ⁰⁰
S.S.	S.S.	S.S.	S.S.
Combine			
			\$ 648

AS 710	AS 202	TT-20
Cl ₂ - 900 LBS	Cl ₂ - 900 LBS	Cl ₂ , 5100 LBS
\$ 162 ⁰⁰	\$ 162 ⁰⁰	Sodium Bi-CARB - 2000 LBS = 918.00
S.S.	S.S.	\$ 494.20
		Open Purchase

Muriatic - Acio. ^{Open Purchase} Used at Wells + Pools
~~Quantity To each Unknown~~ → 715 gals
 440 gals To Wells } \$ 587.40
 275 gals To Pools }
 , Open Purchase

Caustic Soda used at Pools
~~Quantity To each Unknown~~ - 14,850 gals
 \$ 2,230⁰⁰



CHEMICALS USED EACH MONTH - WATER TREATMENT SECTION

Building 20, Hadnot Point	LIME - 40 tons per month - 2700 lbs. per day
	CHLORINE - 2000 lb. " " - 66 lbs. " "
	FLUORIDE - 1250 lb. " " - 41.5 lbs. " "
	= approximately 10 lbs. per M.G.D.
Building 670, Holcomb Blvd.	LIME - 22 tons per month - 1466 lbs. per day
	CHLORINE - 900 lb. " " - 30 lbs. " "
	FLUORIDE - 10 lbs. MG.D.
Tarawa Terrace - TT-38	LIME - 19 tons per month - 1270 lbs. per day
	CHLORINE - 525 lbs. " " - 17.5 lbs. " "
	FLUORIDE - 10 lbs. per M.G.D.
M-178, Montford Point	LIME - 37.5 ton per month - 2500 lbs. per day
	CHLORINE - 200 lbs. " " - 6.6 lbs. " "
	FLUORIDE - 150 gals. " " - 5 gals. " "
AS-110, MCAS	LIME - 15 tons per 28 days - 1070 lbs. per day
	CHLORINE - 1080 lbs. per month - 36 lbs. " "
RR-85, Rifle Range	LIME - 2500 lbs. per month - 83 lbs. per day
	CHLORINE - 175 lbs. " " - 5.8 lbs. " "
	SALT - 8.33 tons per month - 555 lbs. " "
BB-190, Courthouse Bay	LIME - 1500 lbs. per month - 50 lbs. per day
	CHLORINE - 184 lbs. " " - 6.13 lbs. " "
	SALT - 25 tons " " - 1666 lbs. " "
	C-319 - 150 gals. " " - 5 gals. " "
BA-138, Onslow Beach	CHLORINE - 115 lbs per month - 3.8 lbs. per day
	SALT - 8.3 tons " " - 553 lbs. per day


SWIMMING POOLS

Area 2, Bldg. 236, Mainside	CHLORINE - .66 cyl per month - 3.3 lbs. per day
Area 5, Bldg. 540, Mainside	CHLORINE - .66 cyl per month - 3.3 lbs. per day
M-139, Camp Johnson	CHLORINE - .66 cyl per month - 3.3 lbs. per day
TT-20, Tarawa Terrace	CHLORINE - 5 cyl per month - 25 lbs. per day
Bldg. 2615, Paradise Point	CHLORINE - 3 cyl per month - 15 lbs. per day
Bldg. AS-202, MCAS	CHLORINE - 3 cyl per month - 15 lbs. per day
Bldg. AS-710, MCAS	CHLORINE - 1.5 cyl per month - 7.5 lbs. per day
TC-501, Camp Geiger	CHLORINE - 50 bls. per month - 1.6 lbs. per day

13 drums Caustic Soda - 715 gals 1983
 7 drums Muratic Acid - 385 gals. 1983

Aluminum Sulfate - 500 lbs. per year
 Copper Sulfate - 200 lbs. per year

Sodium Bi-Carbonate - 2000 lbs. per year
 D.P.D. Tablets - 1.5 boxes per day = 548 boxes per year



CHEMICALS USED EACH MONTH - WATER TREATMENT SECTION

Building 20, Hadnot Point	LIME - 40 tons per month - 2700 lbs. per day
	CHLORINE - 2000 lb. " " - 66 lbs. " "
	FLUORIDE - 1250 lb. " " - 41.5 lbs. " "
	= approximately 10 lbs. per M.G.D.
Building 670, Holcomb Blvd.	LIME - 22 tons per month - 1466 lbs. per day
	CHLORINE - 900 lb. " " - 30 lbs. " "
	FLUORIDE - 10 lbs. MG.D.
Tarawa Terrace - TT-38	LIME - 19 tons per month - 1270 lbs. per day
	CHLORINE - 525 lbs. " " - 17.5 lbs. " "
	FLUORIDE - 10 lbs. per M.G.D.
M-178, Montford Point	LIME - 37.5 ton per month - 2500 lbs. per day
	CHLORINE - 200 lbs. " " - 6.6 lbs. " "
	C-319 - 150 gals. " " - 5 gals " "
AS-110, MCAS	LIME - 15 tons per 28 days - 1070 lbs. per day
	CHLORINE - 1080 lbs. per month - 36 lbs. " "
RR-85, Rifle Range	LIME - 2500 lbs. per month - 83 lbs. per day
	CHLORINE - 175 lbs. " " - 5.8 lbs. " "
	SALT - 8.33 tons per month - 555 lbs. " "
BB-190, Courthouse Bay	LIME - 1500 lbs. per month - 50 lbs. per day
	CHLORINE - 184 lbs. " " - 6.13 lbs. " "
	SALT - 25 tons " " - 1666 lbs. " "
	C-319 - 150 gals. " " - 5 gals. " "
BA-138, Onslow Beach	CHLORINE - 115 lbs per month - 3.8 lbs. per day
	SALT - 8.3 tons " " - 553 lbs. per day


SWIMMING POOLS

Area 2, Bldg. 236, Mainside	CHLORINE - .66 cyl per month - 3.3 lbs. per day
Area 5, Bldg. 540, Mainside	CHLORINE - .66 cyl per month - 3.3 lbs. per day
M-139, Camp Johnson	CHLORINE - .66 cyl per month - 3.3 lbs. per day
TT-20, Tarawa Terrace	CHLORINE - 5 cyl per month - 25 lbs. per day
Bldg. 2615, Paradise Point	CHLORINE - 3 cyl per month - 15 lbs. per day
Bldg. AS-202, MCAS	CHLORINE - 3 cyl per month - 15 lbs. per day
Bldg. AS-710, MCAS	CHLORINE - 1.5 cyl per month - 7.5 lbs. per day
TC-501, Camp Geiger	CHLORINE - 50 lbs. per month - 1.6 lbs. per day

13 drums Caustic Soda - 715 gals 1983
 7 drums Muratic Acid - 385 gals. 1983

Aluminum Sulfate - 500 lbs. per year
 Copper Sulfate - 200 lbs. per year

Sodium Bi-Carbonate - 2000 lbs. per year
 D.P.D. Tablets - 1.5 boxes per day = 548 boxes per year



CHEMICALS USED EACH MONTH - WATER TREATMENT SECTION

Building 20, Hadnot Point	LIME - 40 tons per month - 2700 lbs. per day
	CHLORINE - 2000 lb. " " - 66 lbs. " "
	FLUORIDE - 1250 lb. " " - 41.5 lbs. " "
	= approximately 10 lbs. per M.G.D.
Building 670, Holcomb Blvd.	LIME - 22 tons per month - 1466 lbs. per day
	CHLORINE - 900 lb. " " - 30 lbs. " "
	FLUORIDE - 10 lbs. MG.D.
Tarawa Terrace - TT-38	LIME - 19 tons per month - 1270 lbs. per day
	CHLORIDE - 525 lbs. " " - 17.5 lbs. " "
	FLUORIDE - 10 lbs. per M.G.D.
M-178, Montford Point	LIME - 37.5 ton per month - 2500 lbs. per day
	CHLORINE - 200 lbs. " " - 6.6 lbs. " "
	C-319 - 150 gals. " " - 5 gals " "
AS-110, MCAS	LIME - 15 tons per 28 days - 1070 lbs. per day
	CHLORINE - 1080 lbs. per month - 36 lbs. " "
RR-85, Rifle Range	LIME - 2500 lbs. per month - 83 lbs. per day
	CHLORINE - 175 lbs. " " - 5.8 lbs. " "
	SALT - 8.33 tons per month - 555 lbs. " "
BB-190, Courthouse Bay	LIME - 1500 lbs. per month - 50 lbs. per day
	CHLORINE - 184 lbs. " " - 6.13 lbs. " "
	SALT - 25 tons " " - 1666 lbs. " "
	C-319 - 150 gals. " " - 5 gals. " "
BA-138, Onslow Beach	CHLORINE - 115 lbs per month - 3.8 lbs. per day
	SALT - 8.3 tons " " - 553 lbs. per day


SWIMMING POOLS

Area 2, Bldg. 236, Mainside	CHLORINE - .66 cyl per month - 3.3 lbs. per day
Area 5, Bldg. 540, Mainside	CHLORINE - .66 cyl per month - 3.3 lbs. per day
M-139, Camp Johnson	CHLORINE - .66 cyl per month - 3.3 lbs. per day
TT-20, Tarawa Terrace	CHLORINE - 5 cyl per month - 25 lbs. per day
Bldg. 2615, Paradise Point	CHLORINE - 3 cyl per month - 15 lbs. per day
Bldg. AS-202, MCAS	CHLORINE - 3 cyl per month - 15 lbs. per day
Bldg. AS-710, MCAS	CHLORINE - 1.5 cyl per month - 7.5 lbs. per day
TC-501, Camp Geiger	CHLORINE - 50 bls. per month - 1.6 lbs. per day

13 drums Caustic Soda - 715 gals 1983
 7 drums Muratic Acid - 385 gals. 1983

Aluminum Sulfate - 500 lbs. per year
 Copper Sulfate - 200 lbs. per year

Sodium Bi-Carbonate - 2000 lbs. per year
 D.P.D. Tablets - 1.5 boxes per day = 548 boxes per year



HP

69.90
63.15
64.25
69.10
69.80
68.45
69.40
83.05
69.05
71.20
69.50
72.20
839.05 T

839.05
3.65
2.29
3.20 T

CG

13.85
12.95
14.32
15.60
13.60
12.71
15.42
15.47
18.15
16.69
14.78
15.27
178.81 T




178.81
3.65
.48
3.61 T

OB

4.65
4.35
4.65
4.50
4.65
4.50
5.25
4.65
4.15
4.65
4.50
4.00

54.50 T

54.50
3.65
.14
3.40 T



CHB

7.75
7.85
9.30
9.90
13.33
11.40
11.78
12.40
10.50
9.50
9.00
7.75
120.46 T

120.46
3.65
.33
.01 T

RR

6.20
5.80
5.75
6.00
6.20
6.00
6.20
6.20
7.60
5.80
7.90
6.45
76.10 T



76.10
3.65
.20
3.10 T

CJ

10.22
9.00
9.30
9.00
9.30
10.49
12.40
12.80
11.25
12.15
12.50
9.85

128.26 T

128.26
3.65
.35
51 T



T

10.85

10.25

10.70

9.10

9.30

9.00

9.20

9.30

9.55

9.30

9.00

9.30

114.85 T

114.85

3.65

.31

1.70 T



178.81

~~3.65~~

.48

3.61 T

OB

4.65

4.35

4.65

4.50

4.65

4.50

5.25

4.65

4.15

4.65

4.50

4.00

54.50 T

54.50

3.65

.14

3.40 T

H.P.

69.90
63.15
64.25
69.10
69.80
68.45
69.40
83.03
69.05
71.20
69.50
72.20
839.05 T

839.05
3.65
2.29
3.20 T

CG

13.85
12.95
14.32
15.60
13.60
12.71
15.42
15.47
18.15
16.69
14.78
15.27
178.81 T

1/2

v

CHB

7.75
7.85
9.30
9.90
13.33
11.40
11.78
12.40
10.50
9.50
9.00
7.75

120.46 T

120.46

3.65
.33
.01 T

RR

6.20
5.80
5.75
6.00
6.20
6.00
6.20
6.20
7.60
5.80
7.90
6.45

76.10 T



76.10

3.65

.20

3.10 T

10.22

9.00

9.30

9.00

9.30

10.49

12.40

12.80

11.25

12.15

12.50

9.85

128.20 T

128.20

3.65

.35

.51 T

CJ



TT

10.85

10.25

10.70

9.10

9.30

9.00

9.20

9.30

9.55

9.30

9.00

9.30


114.85 T

114.85

3.65

.31

1.70 T



Chlorine

Amount Cost

2250 lb 270.00

1500 lb 180.00

900 lb 108.00 Lime HH

900 lb 108.00 4800 HP - 230

1500 lb 180.00 2400 CG - 49

1500 lb 180.00 600 OB - 15

1500 lb 180.00 600 Chh 33

2100 lb 252.00 600 RR 20

2100 lb 252.00 800 CJ 36

2100 lb 252.00 1000 TT 31

1200 lb 144.00

10,800 414/day

1500 lb 180.00

2100 lb 252.00

2100 lb 252.00

1800 lb 216.00

2400 lb 288.00

1200 lb 144.00

1650 lb 198.00

99,900 lb 12,754

Cl₂ 83,905
Lime ~~10,500~~ 700

17,881 ~~500~~ 500

5450 1750 2570

12,046 ~~2000~~ 5000

7610 5000 5100

12,826 ~~4000~~ 5000 2000

11,485 5000 10000

151,203


132,867 LBS

12,487/month

1594.25/month

149,844

19,131




Bldg ^{TC} 563
Alum Sulfate

24 tn	3,720.00	Sept
21 tn	3,255.00	Aug
21 T	3276 -	Jul
21 tn	3,276.00	Jun
21 tn	2,919.00	May
21 T	3276 -	Apr
21 T	3276 -	Mar
21 T	3276 -	Feb
21 tn	3,276.00	Jan
21 tn	3,276.00	Dec
21 tn	3,278.00	Nov
21 tn	3,278.00	Oct

\$39,382.00

254
Ton



HT#		Chlorides		Chloride	
Amount	Cost	Amount	Cost	Amount	Cost
10 DR	825.50	900 lb	162.00	900 lb	108.00
19 DR	1568.45	1500 lb	270.00	600 lb	72.00
3 DR	247.65	900 lb	162.00	600 lb	72.00
14 DR	1,155.70	300 lb	54.00	600 lb	72.00
2 DR	165.00	600 lb	108.00	600 lb	72.00
8 DR	660.40	600 lb	108.00	300 lb	36.00
5 DR	412.75	1500 lb	270.00	900 lb	108.00
4 DR	369.72	1500 lb	270.00	900 lb	108.00
4 DR	369.72	900 lb	162.00	900 lb	108.00
10 DR	924.30	600 lb	108.00	1500 lb	180.00
		600 lb	108.00	1500 lb	180.00
	<u>6699.19</u>	3000 lb	360.00	600 lb	72.00
79 DR		1500 lb	180.00	600 lb	72.00
7900 #		3000 lb	360.00	750 lb	90.00
		1500 lb	270.00	2100 lb	252.00
		900 lb	108.00	900 lb	108.00
		900 lb	108.00	900 lb	108.00
		600 lb	72.00	600 lb	72.00
		1200 lb	144.00	600 lb	72.00
		600 lb	72.00	600 lb	72.00
		600 lb	72.00	600 lb	72.00
		1500 lb	216.00	1800 lb	216.00
		300 lb	36.00	900 lb	108.00
		600 lb	72.00	1500 lb	180.00
		300 lb	36.00	2100 lb	252.00
		150 lb	18.00	1500 lb	180.00
		600 lb	72.00	1800 lb	216.00
		300 lb	36.00	2400 lb	288.00
		600 lb	72.00	600 lb	72.00
		2100 lb	252.00	1500 lb	180.00
		1500 lb	180.00	1500 lb	180.00
		600 lb	72.00	2100 lb	252.00
		900 lb	108.00	1500 lb	180.00

