2007 State Snapshots:
State-based Information from the National Healthcare Quality Report

Jeffrey Brady, MD, MPH
Center for Quality Improvement and Patient Safety (CQuIPS)

Rosanna M. Coffey, PhD
Thomson Reuters Healthcare

Center for Quality Improvement and Patient Safety (CQuIPS)
Quality Tools Workshop Follow-up Audio Conference
April 28, 2008

Plan for Today

- NHQR/DR overview
- State Snapshots – overview / what's new?
- Open to general questions

- Address specific end-user questions received to date
- Invite more user feedback
- Invite suggestions for future technical assistance

AHRQ Mission and Niche

- Mission: Improve the efficiency, effectiveness, quality, safety, and equity of *health care*
- Niche:
  - Developing knowledge through research
  - Disseminating the evidence
  - Measuring quality
  - **Facilitating change**

2007 National Healthcare Quality and Disparities Reports

Released
March 3, 2008



Measure Types
2007 NHQR / NHDR

- Setting of Care
  - Hospital
  - Ambulatory
  - Nursing Home/Home Health
- Stages of Care
  1. Staying healthy
  2. Getting better
  3. Living with illness or disability
  4. Coping with the end of life

Content and Organization 2007 NHQR/NHDR

- Effectiveness
  - Cancer
  - Diabetes
  - End Stage Renal Disease (ESRD)
  - Heart Disease
  - HIV and AIDS
  - Maternal and Child Health
  - Mental Health and Substance Abuse
  - Nursing Home, Home Health, and Hospice Care
- Patient Safety
- Timeliness
- Patient Centeredness
- Access to Health Care
- Priority Populations

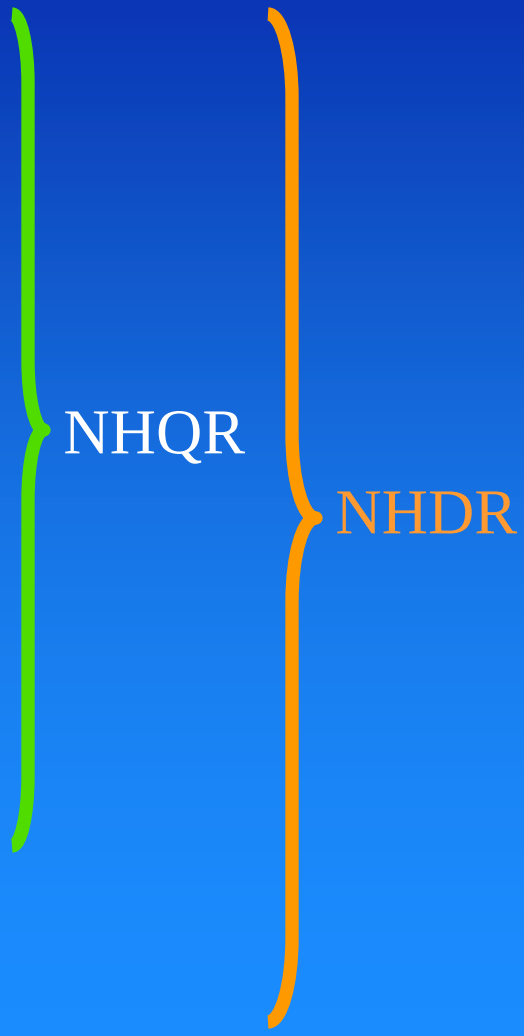

Data Sources

Provider/facility sample surveys

CDC,NCHS – NAMCS
CDC,NCHS – NHAMCS
CDC,NCHS – NHDS
CMS – ESRD CPMP
CSHSC – Community Tracking Study Physician Survey

Surveillance and vital statistics

CDC – NPCR
CDC – HIV/AIDS Surveillance System
CDC – TB Surveillance System
CDC,NCHS – NVSS
NIH – SEER



Population sample surveys

AHRQ – MEPS
AHRQ – CAHPS
CDC – BRFSS
CDC,NCHS – National Asthma Survey
CDC,NCHS – NHANES
CDC,NCHS – NHIS
CDC,NCHS – National Immunization Survey
CMS – MCBS
HRSA – Healthy Schools Healthy Communities User Visit Survey
NHPCO – Family Evaluation of Hospice Care
SAMHSA – NSDUH
U.S. Census Bureau – U.S. Census

Organizational data systems

AHRQ – HCUP
CMS – Hospital Compare
CMS – Medicare Patient Safety Monitoring System
CMS – OASIS
CMS – Nursing Home Minimum Data Set
CMS – QIO
HIVRN – 2001-2003
HIS – NPIRS
NCQA – HEDIS
NIH – USRDS
SAMHSA – TEDS

State Snapshots – Overview
http://statesnapshots.ahrq.gov

Web tool for State policymakers to view NHQR/NHDR health care quality, State-by-State:

- Summary performance meters
- Individual measures
- Focus on clinical issues
- State context
- Methods & Interpretation Guides

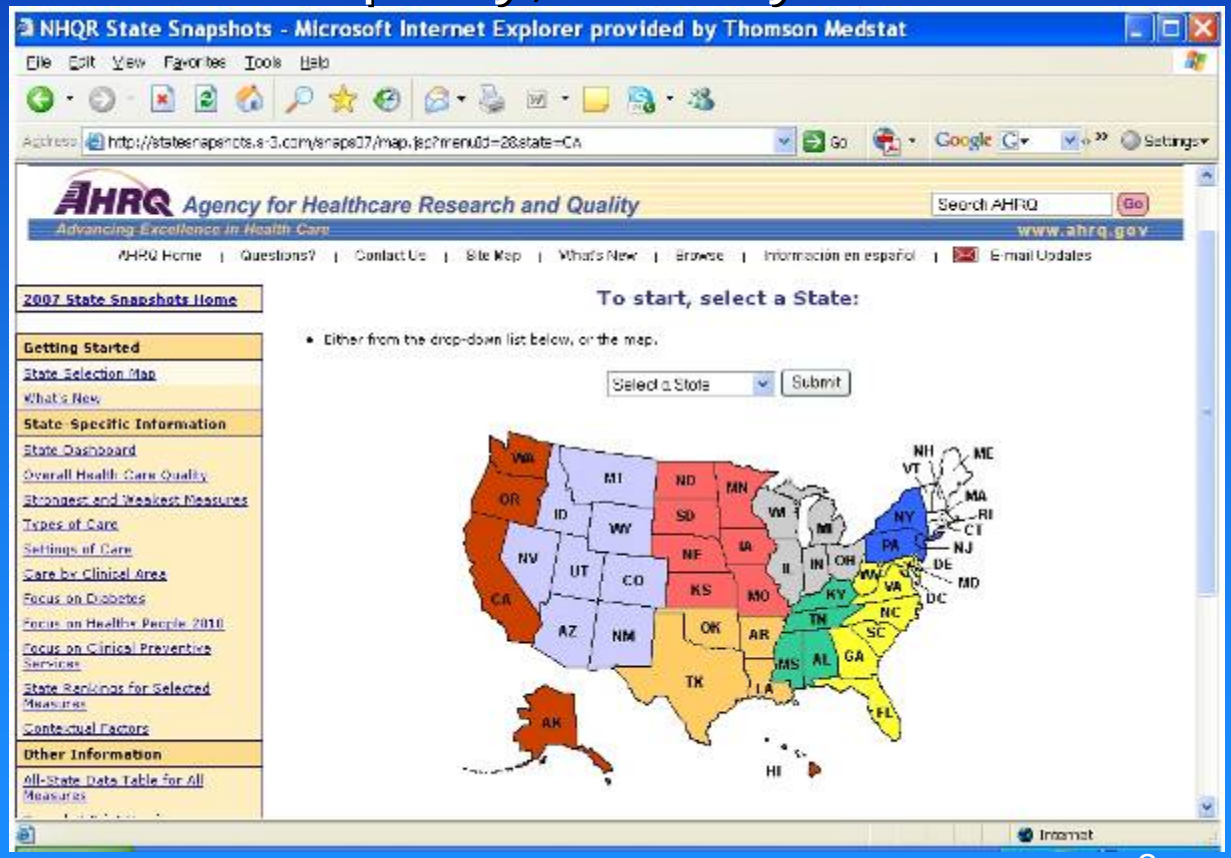

State Snapshots: How have they been used?

- Arkansas Center for Health Improvement:
  - View of system, tracking baseline, analysis ideas
  - Stakeholders united – *"Things were as bad as we thought."*
  - Quality improvement "jump started" (EBD)
- Maine:
  - Adapted Snapshots IT for hospital transparency
- FL Sentinel:
  - *Florida's hospital care falls below U.S. norm, studies show*
- AP Wire Service:
  - *Nursing homes cut back on restraints*

State Snapshots: Summary Performance Meters

- **Summary meters – a State's performance compared to its region and the nation for:**
  - All Available Measures
  - Types of Care
    - Preventive
    - Acute
    - Chronic
  - Settings of Care
    - Hospital
    - Ambulatory
    - Nursing Home
    - Home Health
  - Care by Clinical Area
    - Cancer
    - Diabetes
    - Heart Disease
    - Maternal and Child Health
    - Respiratory Disease
    - Clinical preventive services

State Snapshots: What's behind each meter?

- **A State's relative performance compared to a group – region or nation**

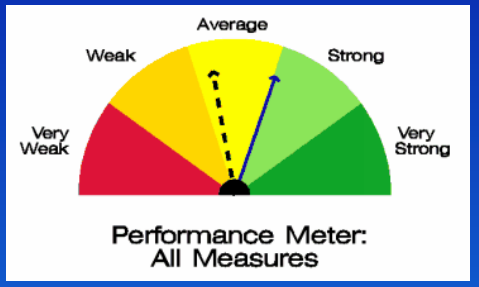

  - A subset of NHQR measures (e.g., hospital measures)
  - Classify each state's performance for each measure:
    - First, calculate all-state and regional averages
    - Then, determine if state is statistically *better than* average, *average*, or *worse than* average
  - Score state for results across all NHQR measures in subset
    - Each better than average measure = 1 point
    - Each average measure = 0.5 point
    - Each worse than average = 0 points
  - Sum points and divide by the number of measures

State Snapshots: Individual Measures

- Strongest and Weakest Measures for a State compared to all States reporting
- State Rankings for 15 Measures
  - Ordinal rank on individual measures of each State's performance out of 51 States + DC
- Table of all measures for a State and all measures for all States

State Snapshots: Strongest & Weakest Measures

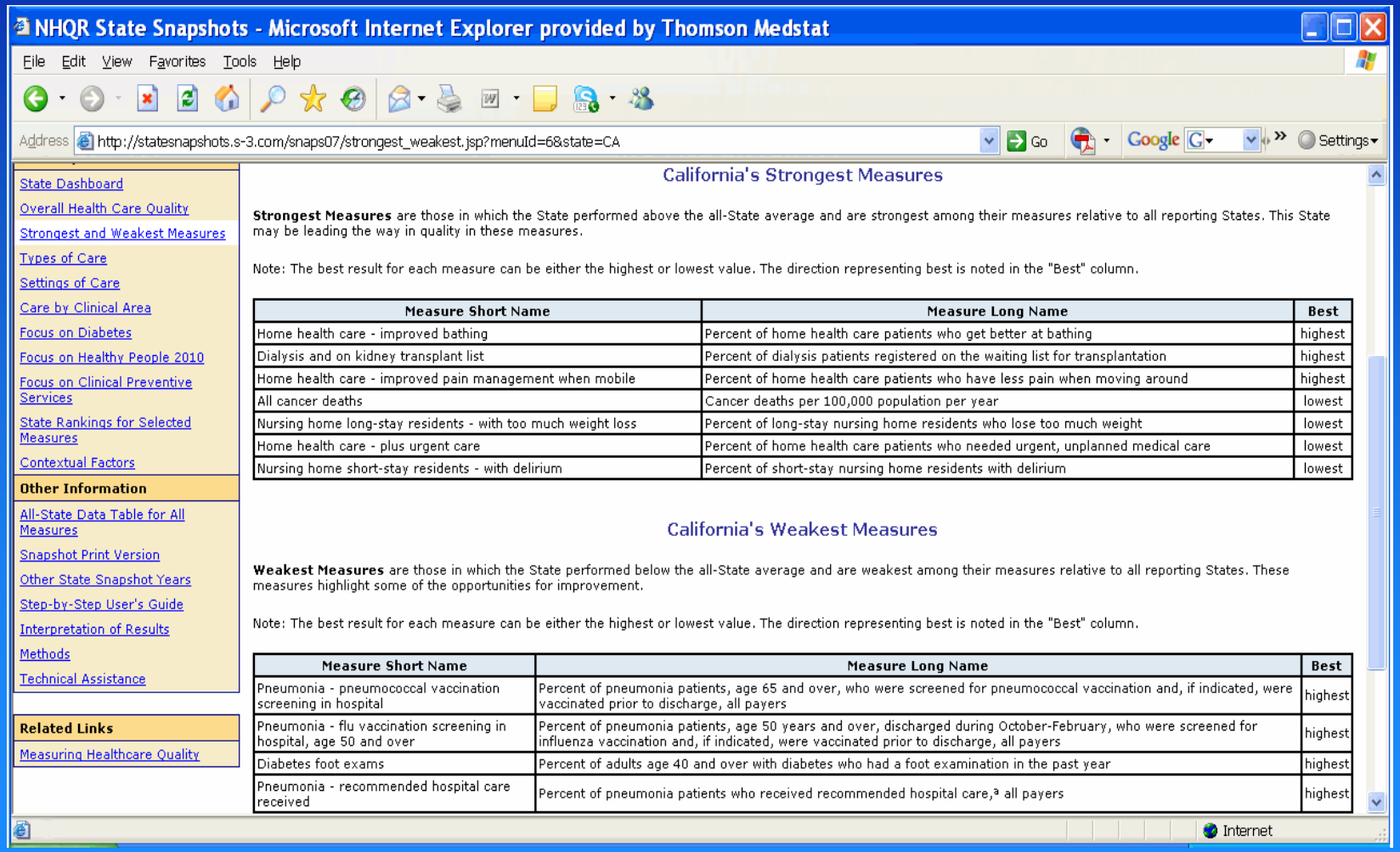

State Snapshots: State Rankings on Core Measures

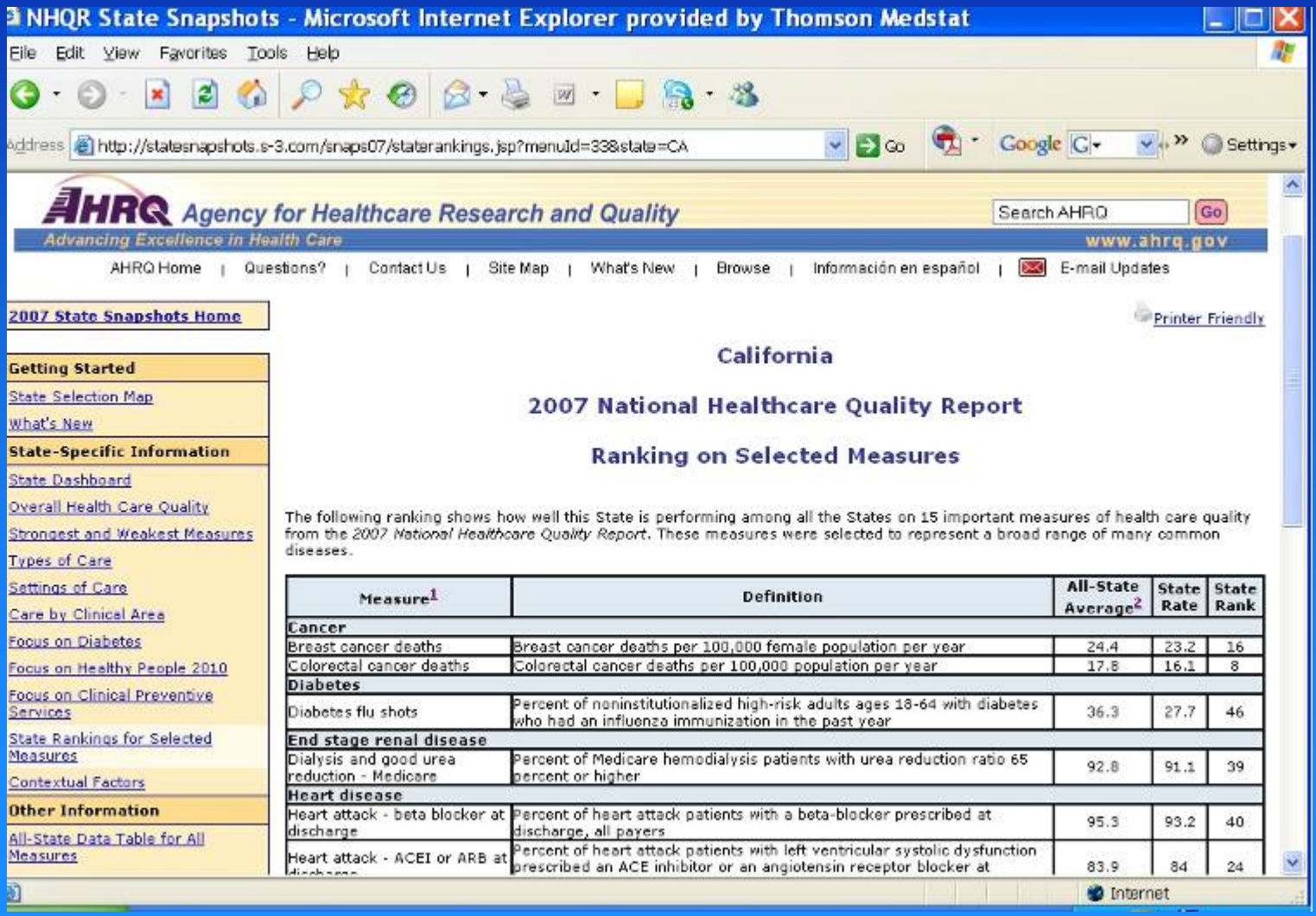

State Snapshots: Focus on Diabetes

- Process of care measures
- Outcome of care measures
- Disparities (by income & race/ethnicity)
- Saving costs (for State government employees)

Snapshot Focus on Diabetes: Disparities

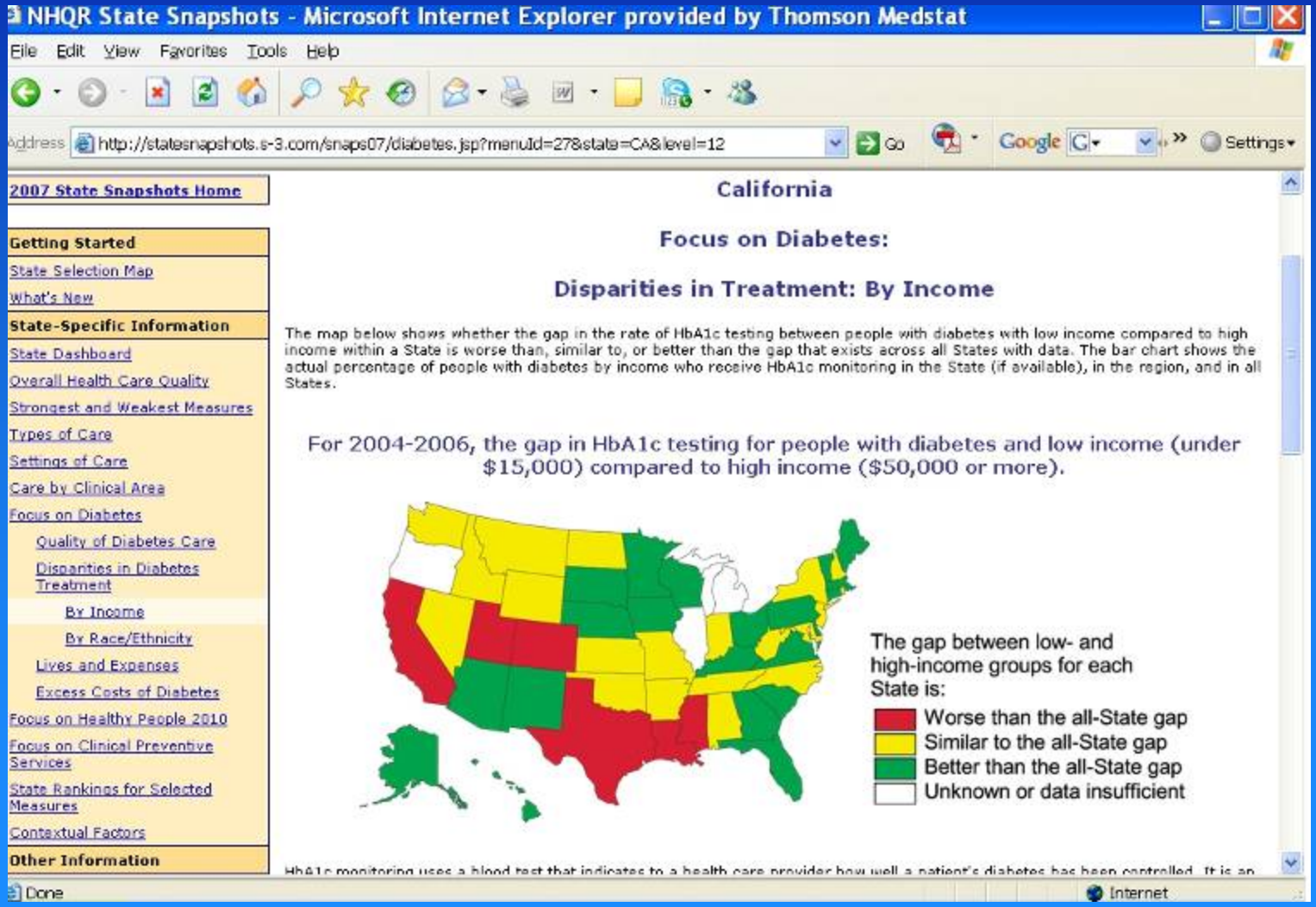

Snapshots Focus on Diabetes: Lives & $ – State Gov't Employees

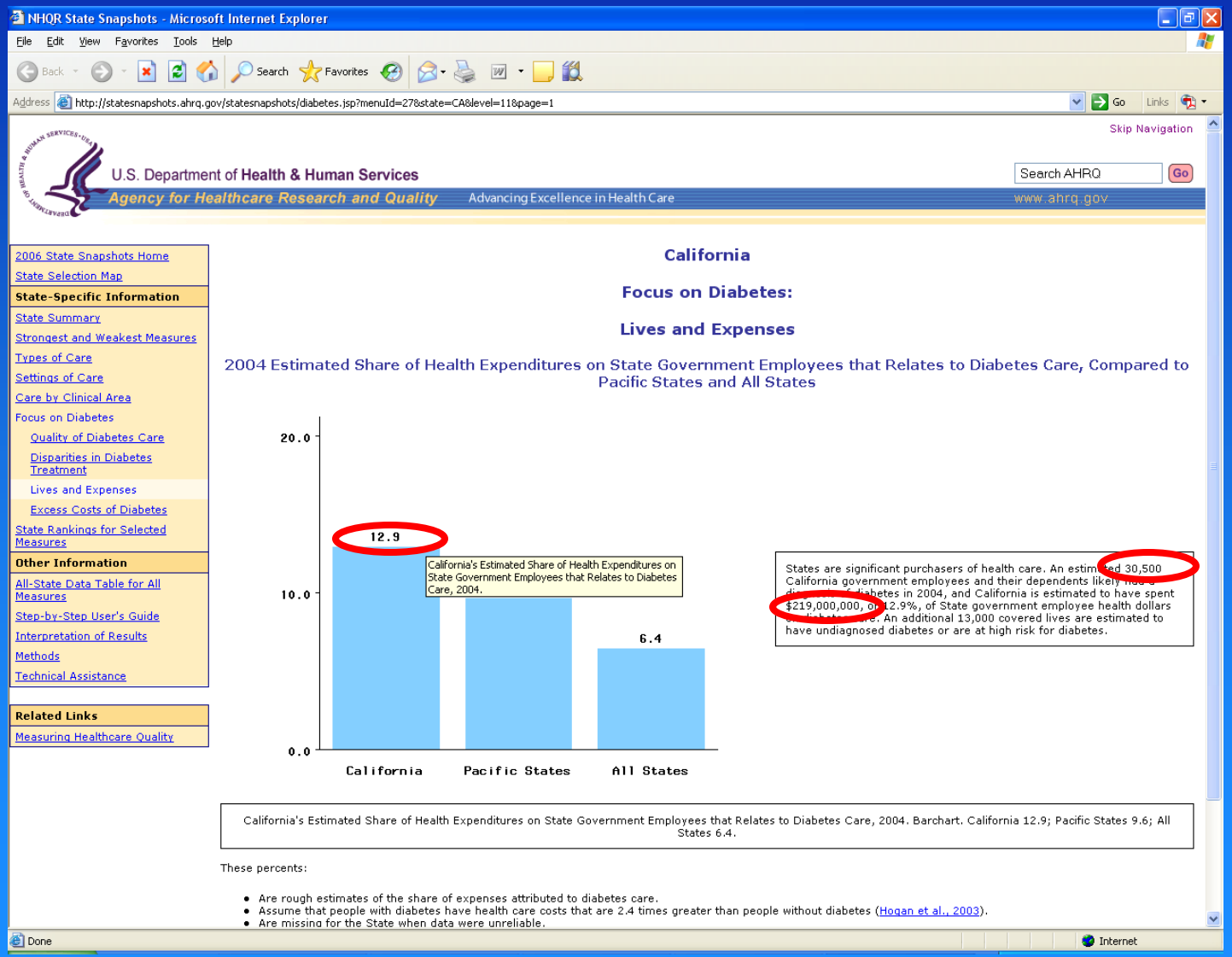

Snapshots Focus on Diabetes: Excess $ – State Gov't Employees

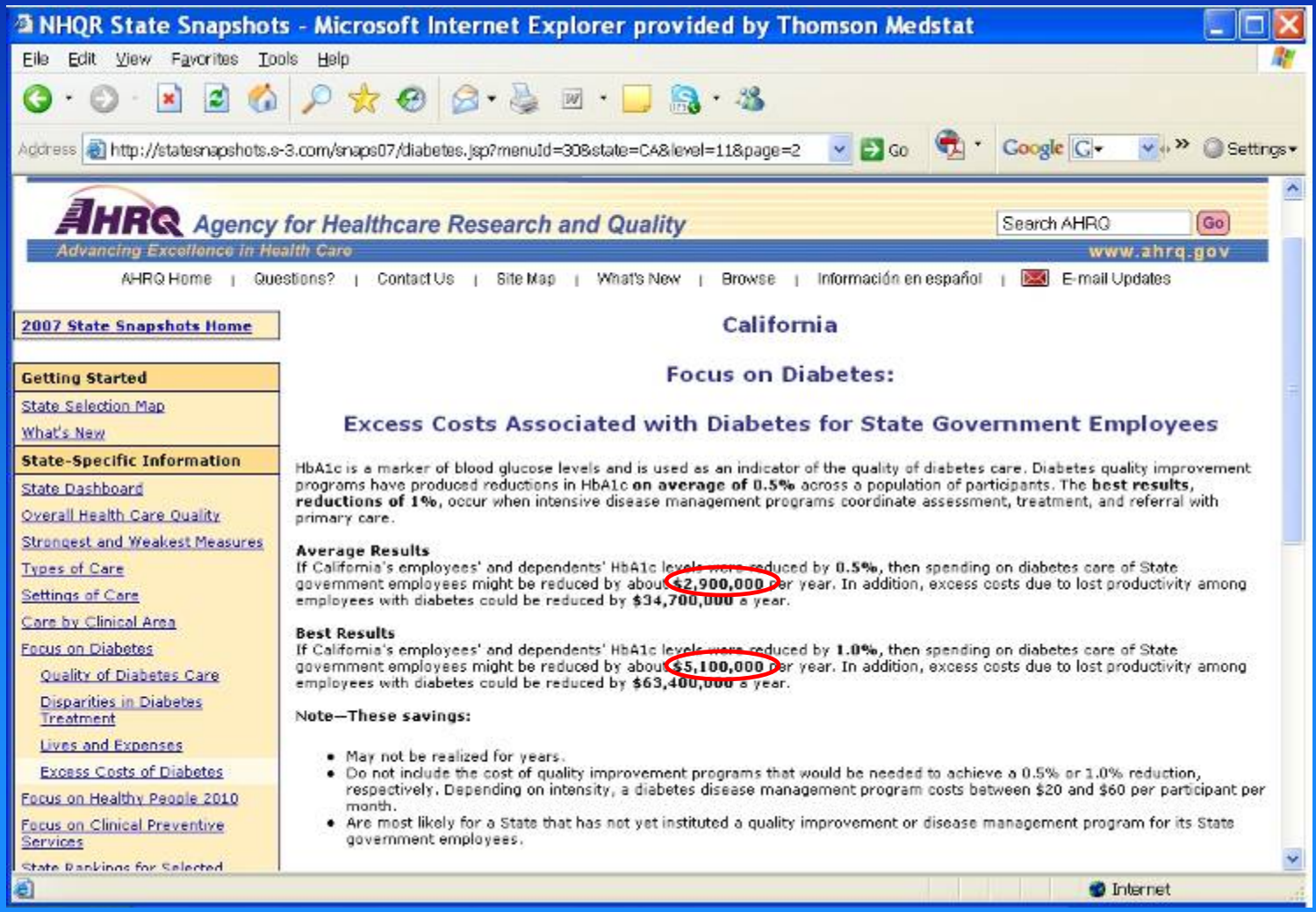

State Snapshots: What's New for 2007

- State Dashboards
  - All of a State's summary meters
- Focus on Healthy People 2010 Table
  - State's performance on goals
- Focus on Clinical Preventive Services Meter
  - State's performance on recommended services
- Contextual Dials of State's environment:
  - Demographics
  - Population health status
  - Health care

State Dashboard: Performance Meters all in one Place

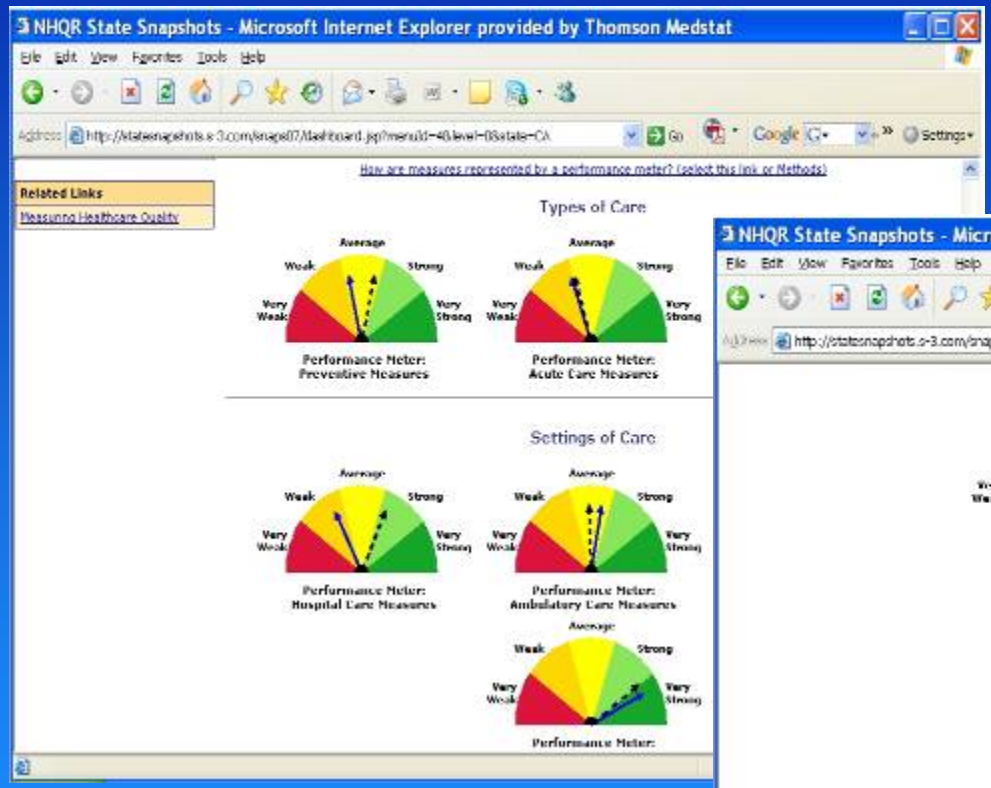

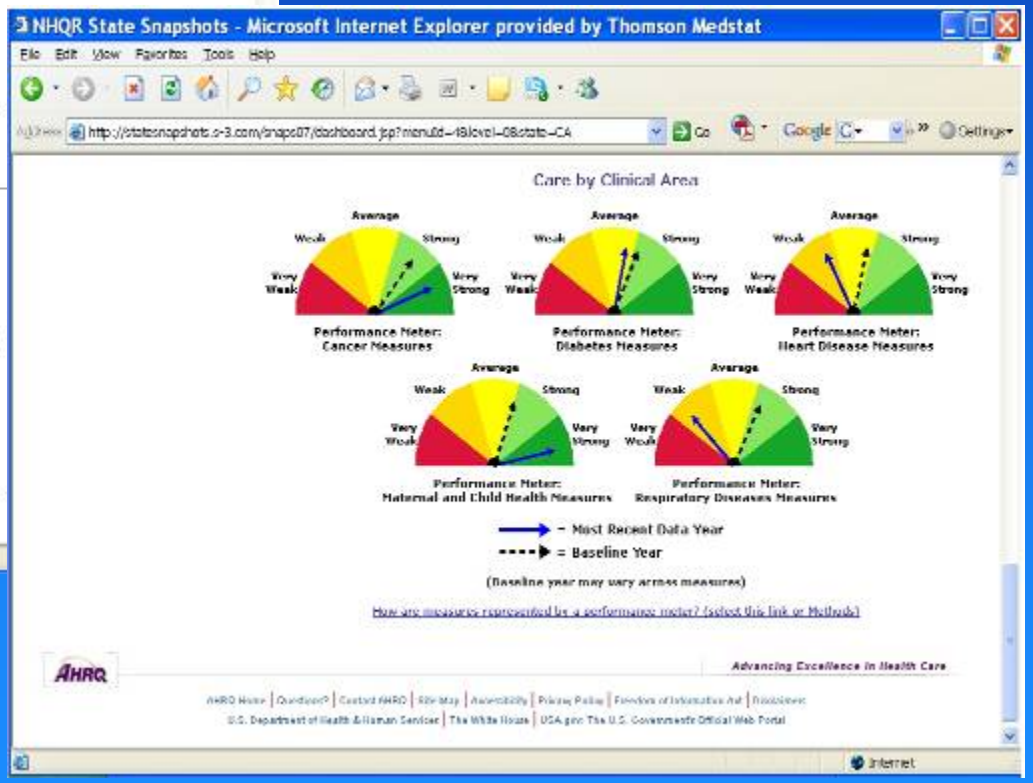

- Click meter to view metrics compared to all states

State Performance on Healthy People 2010 Goals

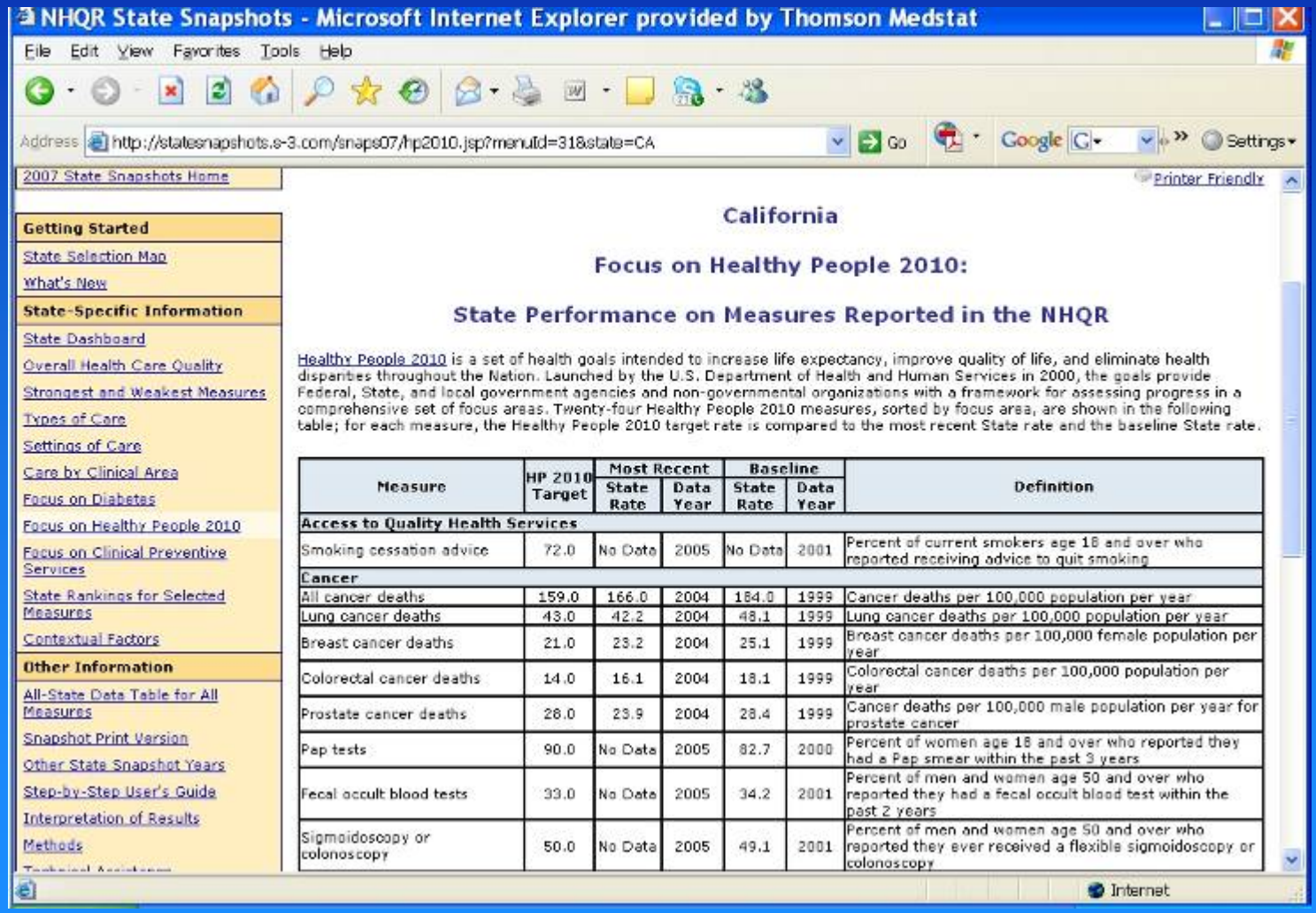

Measure	HP 2010 Target	Most Recent		Baseline		Definition
		State Rate	Data Year	State Rate	Data Year	
Access to Quality Health Services						
Smoking cessation advice	72.0	No Data	2005	No Data	2001	Percent of current smokers age 18 and over who reported receiving advice to quit smoking
Cancer						
All cancer deaths	159.0	166.0	2004	184.0	1999	Cancer deaths per 100,000 population per year
Lung cancer deaths	43.0	42.2	2004	48.1	1999	Lung cancer deaths per 100,000 population per year
Breast cancer deaths	21.0	23.2	2004	25.1	1999	Breast cancer deaths per 100,000 female population per year
Colorectal cancer deaths	14.0	16.1	2004	18.1	1999	Colorectal cancer deaths per 100,000 population per year
Prostate cancer deaths	28.0	23.9	2004	28.4	1999	Cancer deaths per 100,000 male population per year for prostate cancer
Pap tests	90.0	No Data	2005	82.7	2000	Percent of women age 18 and over who reported they had a Pap smear within the past 3 years
Fecal occult blood tests	33.0	No Data	2005	34.2	2001	Percent of men and women age 50 and over who reported they had a fecal occult blood test within the past 2 years
Sigmoidoscopy or colonoscopy	50.0	No Data	2005	49.1	2001	Percent of men and women age 50 and over who reported they ever received a flexible sigmoidoscopy or colonoscopy

State Performance in Clinical Preventive Services

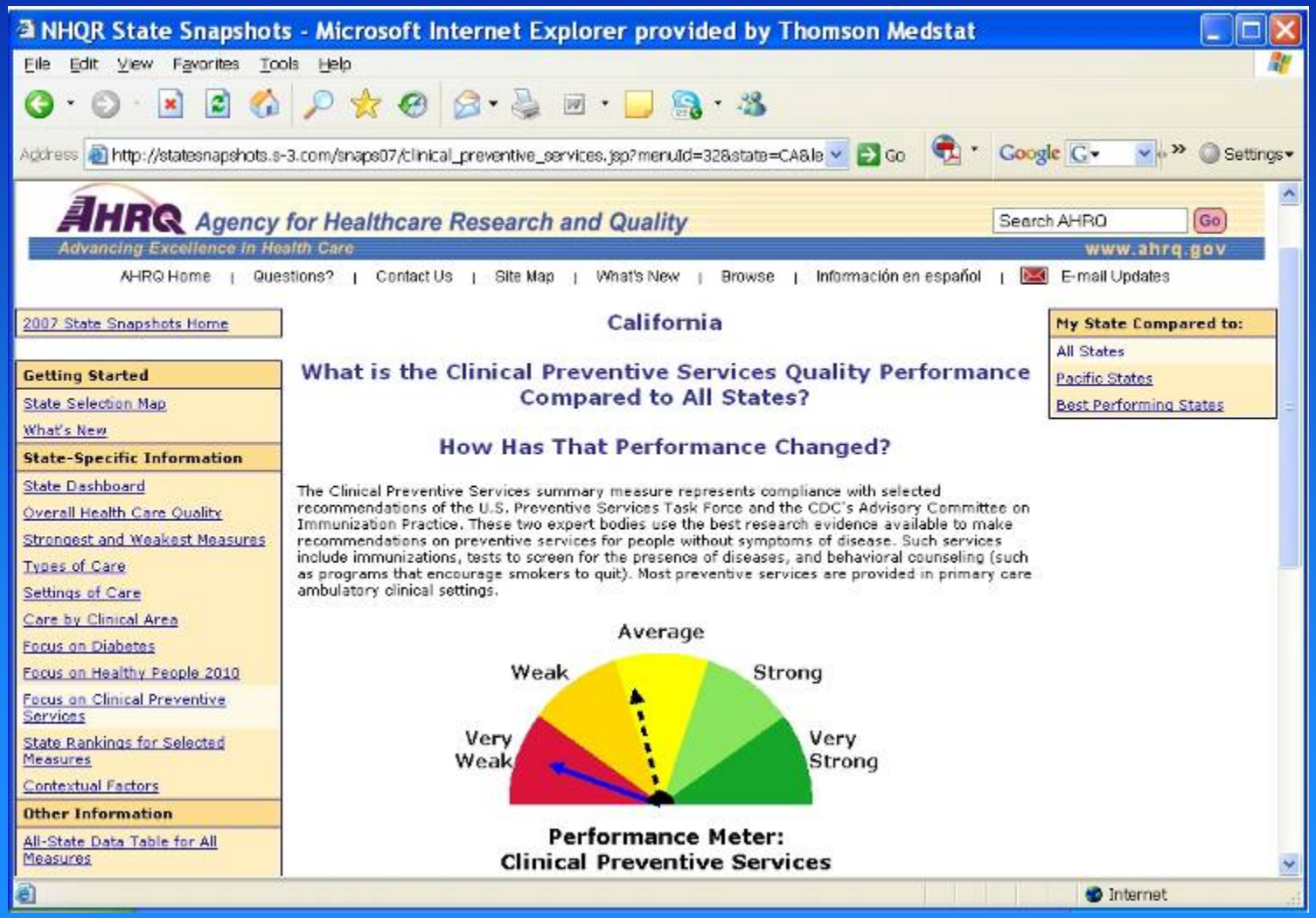

State Contextual Factors

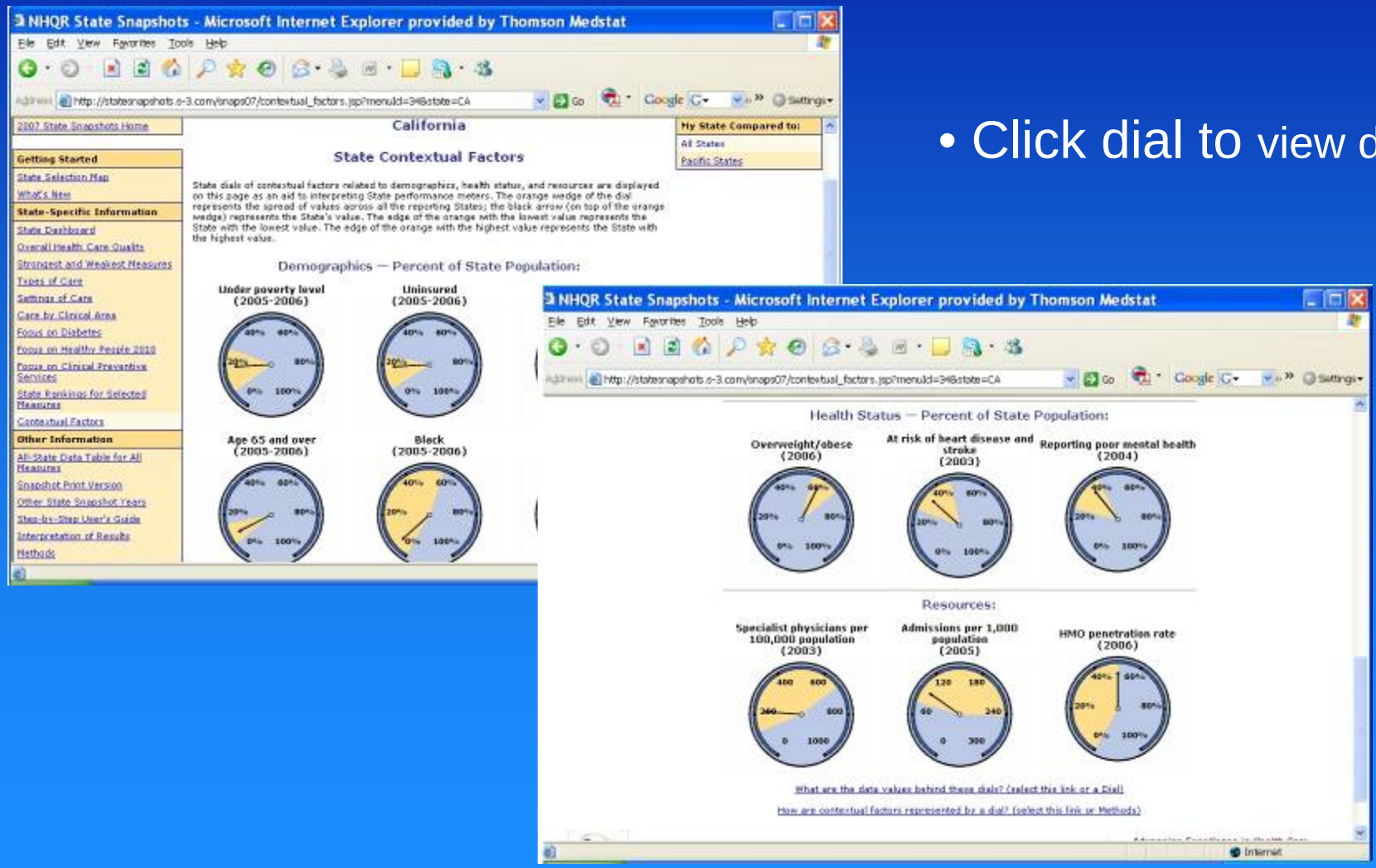

- Click dial to view data

General Questions about Snapshots?

Questions about Snapshots (Workshop, Special Request)

- Can the Snapshots help states set priorities? -- which measures are most important?
- Can Snapshots be redesigned:
  - Users define own state-group comparison?
  - Data by payer type?
  - Data by sub-state geography?
- Could severity adjustments be made for state environments (*e.g.*, LTC patient acuity)?

Snapshots & Priority Setting? -- Yes

- View the dashboard
  - Which settings/areas strongest? Which weakest?
  - Do the sniff test: Do they confirm what you know about healthcare in your state?
- Examine measures behind the meters to determine:
  - What is being measured?
  - Are some particularly problematic?
- Vet the results:
  - Contact subject area experts in your state
  - Convene a group to discuss Snapshot results
  - Are current priorities supported? Are new ones apparent?
  - Next steps for your State?
- Let AHRQ know what transpires, esp. data problems

Snapshots Redesign?

- Users define own state-group comparison?
  - Complicates design of Web site, considerably
  - Need to evaluate feasibility and cost
  - One approach: Specify types of comparisons:
    - Low-population-density-states comparison
    - High-poverty-states comparison
    - Magnet-for-tertiary-care-states comparison
    - Others?
- Do you have comments on the value of this?

Snapshots Redesign?

- Report data by payer type?
  - We think it's feasible within state only for HCUP:
    - HCUP hospital quality indicators by Medicaid, Medicare, Private Insurance, Uninsured
  - Need to assess two things:
    - Which data sources are all-payer?
      - Then recalculate rates by payer
      - Then examine cell sizes
    - Which single payers (e.g.: Medicare, Medicaid) collect the same indicators?
      - Then assess whether enough measures to combine them
- Do you have comments on the value of this?

Snapshots Redesign?

- Report data by sub-state geography?
  - Depends on detail in data source:
    - HCUP has ZipCode but may not identify hospitals
    - BRFSS may report by county in future
  - Need to assess:
    - Data sets for confidentiality issues
    - Meaningful groupings of counties in each state
  - Major undertaking
- Do you have comments on the value of this?

Snapshots & Severity Adjustment

- Could severity adjustments be made for state environments (*e.g.*, LTC patient acuity)?
  - Suggest data runs to estimate/compare MDS estimates for nursing home patients by acuity level
  - Beyond Snapshots
- On severity & NHQR, generally:
  - Some NHQR measures incorporate severity-adjustment (*e.g.*, AHRQ hospital quality measures)
  - Typically, underlying data or methods not available for severity adjustment
  - Need specialized data and research methods

Questions?
Feedback?

Future Technical Assistance Needs?

Additional Resources

NHQR/NHDR Resources:

- NHQR/NHDR reports: http://www.ahrq.gov/qual/measurix.htm
- Request Reports: 1-800-358-9295 ahrqpubs@ahrq.gov
- State Snapshots: http://statesnapshots.ahrq.gov
- Summary version of individual State Snapshots: http://statesnapshots.ahrq.gov/snaps07/snapshot_print.jsp?menuId=36&state=CA

Contact:

- Margie Shofer, Marjorie.Shofer@ahrq.hhs.gov

  Senior Program Analyst, Office of Communications and Knowledge Transfer

For further details about additional follow-on technical assistance:

- http://www.academyhealth.org/ahrq/qualitytools/index.htm.