

# 2010 Financial Assistance Workshop

GMD Connected: The New Decade

The American Recovery And Reinvestment Act

**By: Michelle Feagins**

**And**

**Sonja Wyatt**





## *American Recovery and Reinvestment Act of 2009 – NOAA*



- Act was signed on February 17, 2009
- Goals:
  - Create new jobs as well as save existing ones
  - Spur economic activity and invest in long-term economic growth
  - Foster unprecedented levels of accountability and transparency in government spending
- NOAA Initiatives:
  - National Marine Fisheries Services (NMFS) – Habitat Conservation
  - Broadband Technology Opportunities Program (BTOP)





## ***The Recovery Act: One Year***

The Recovery Act has already worked to save or create as many as 2.4 million jobs, according to the non-partisan Congressional Budget Office.

In one year, the Recovery Act has provided \$120 billion in tax cuts for 95% of working families as well as businesses across the country; loaned nearly \$20 billion to small businesses to expand and create jobs; funded more than 12,500 transportation projects nationwide; kept teachers, police officers, and firefighters on the job; and accomplished much more.



## ***NOAA Recovery Act Initiatives***

NOAA received a total of \$830 million in funding from the American Recovery and Reinvestment Act of 2009.


- Initiatives:
  - National Marine Fisheries Services (NMFS) – Habitat Conservation
  - National Telecommunications and Information Administration (NTIA) - Broadband Technology Opportunities Program (BTOP)



## ***National Marine Fisheries Service Habitat Conservation Program***

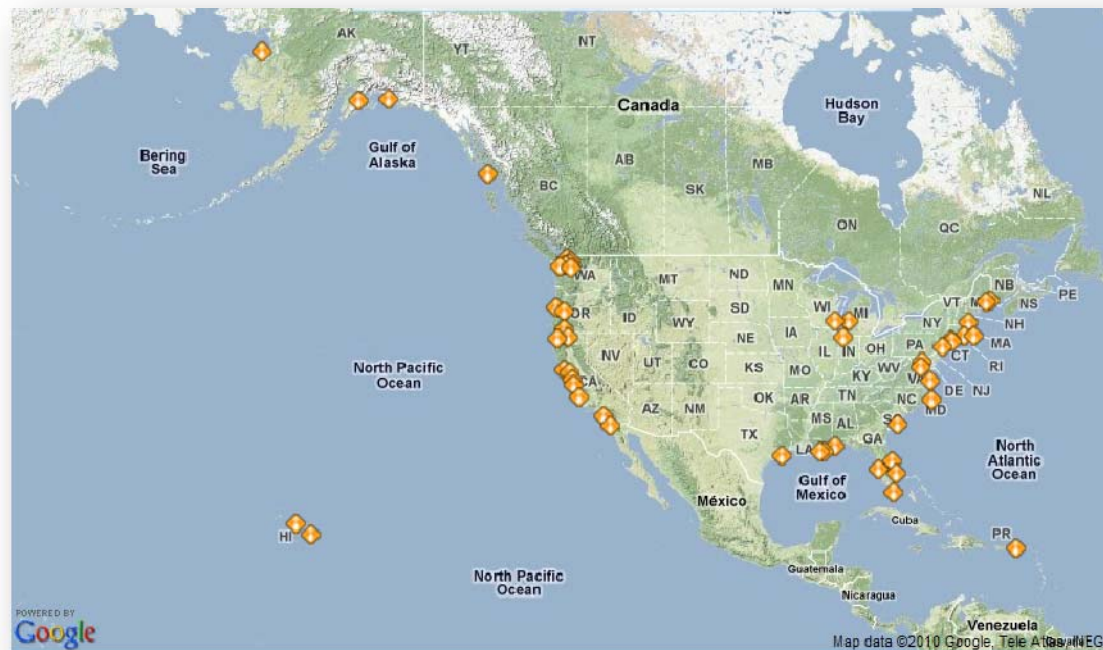
Coastal and marine habitats are some of the most biologically rich and economically valuable areas on Earth. They provide a range of benefits to our nation by:

- Playing an essential role in the reproduction, growth, and sustainability of commercial and recreational fisheries and protected species.
- Providing recreational opportunities for the public's use and enjoyment.
- Protecting life and property by helping to buffer coastal communities against natural hazards such as storms, coastal flooding, and sea level rise.
- Supporting the biodiversity on which marine and coastal ecosystems depend.



## Habitat Conservation Program

In February 2009, NOAA received \$167 million from the [American Recovery and Reinvestment Act of 2009](#) to restore coastal habitat and help jumpstart the nation's economy. NOAA funded a total of 51 habitat conservation projects.



## Marine and Coastal Habitat Restoration Projects Funded Under the American Recovery and Reinvestment Act





## *Anticipated Success*

When complete, NOAA's habitat restoration Recovery Act projects will have restored more than 8,700 acres and opened more than 700 miles of habitat. The projects also will remove more than 850 metric tons of debris, rebuild oyster and other shellfish habitat, and protect 11,750 acres to reduce threats to coral reefs.






## Recovery Act - St. Lucie and Loxahatchee Rivers Oyster Reef Habitat Restoration Project



This project was made possible through a \$4 million grant from National Oceanic and Atmospheric Administration (NOAA) as part of the American Recovery and Reinvestment Act of 2009.

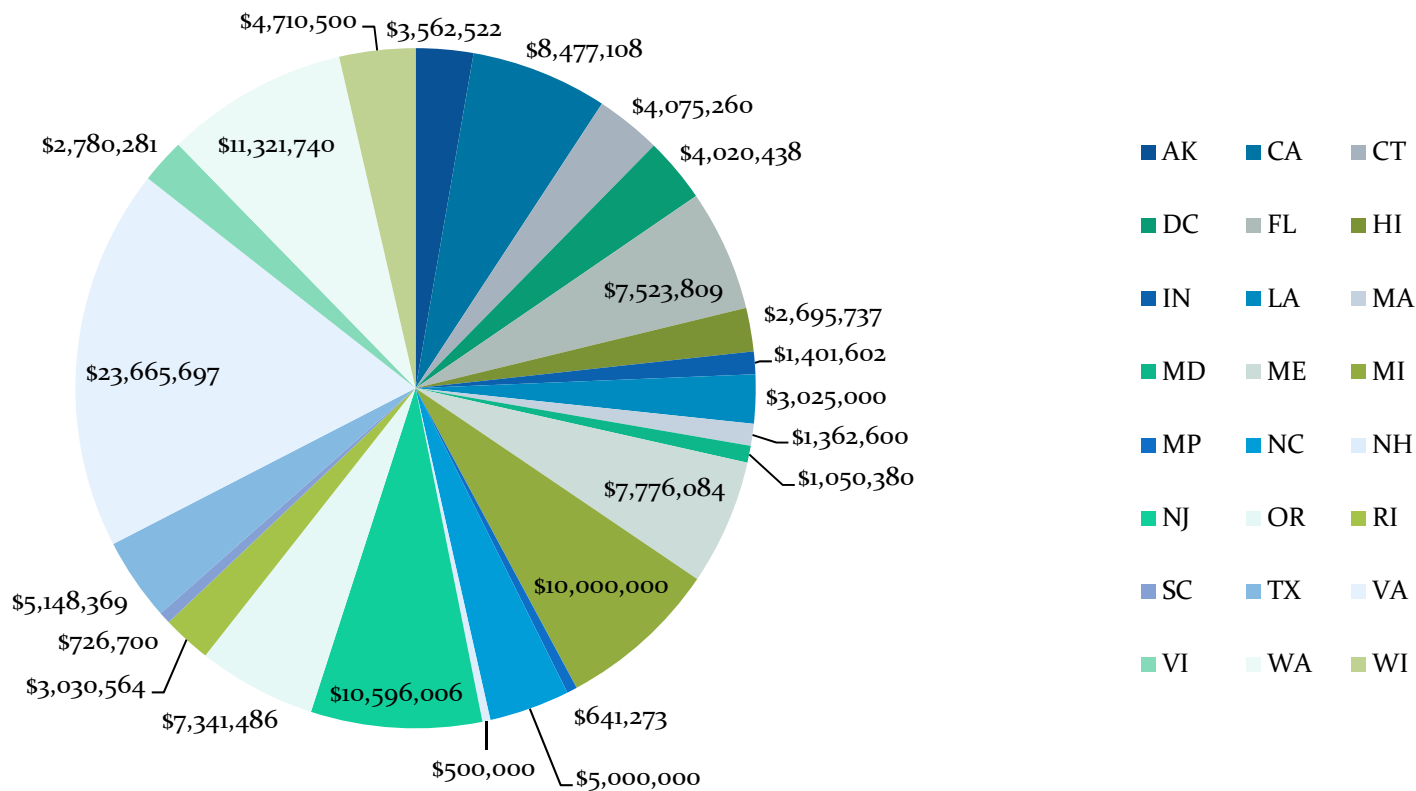





National Oceanic and Atmospheric Administration

## NOAA National Marine Fisheries Service Recovery Act Funding:


Dollar Obligated By State





## ***National Telecommunication and Information Administration***

Since its creation in 1978, the National Telecommunications and Information Administration (NTIA) has been at the cutting edge of critical issues. NTIA manages the Federal use of spectrum; performs cutting-edge telecommunications research and engineering, including resolving technical telecommunications issues for the Federal government and private sector; and administers infrastructure and public telecommunications facilities grants.



## ***Broadband Technology Opportunities Program (BTOP)***

Funded at \$4.7 billion, BTOP provides grants to support the deployment of broadband infrastructure, to enhance broadband capacity at public computer centers, and to encourage sustainable adoption of broadband service. Through this support, BTOP will also advance the Recovery Act's objectives to spur job creation and stimulate long-term economic growth and opportunity.





## *Anticipated Success*

### **1. Expand Public Access**

Enhance public technology centers in unserved and underserved neighborhoods

- Provide connectivity, access devices (desktops/laptops) and staff resources in public places

### **2. Support greater use of broadband service**

Empower low-income, unemployed, aged and other vulnerable populations to own and use technology at home

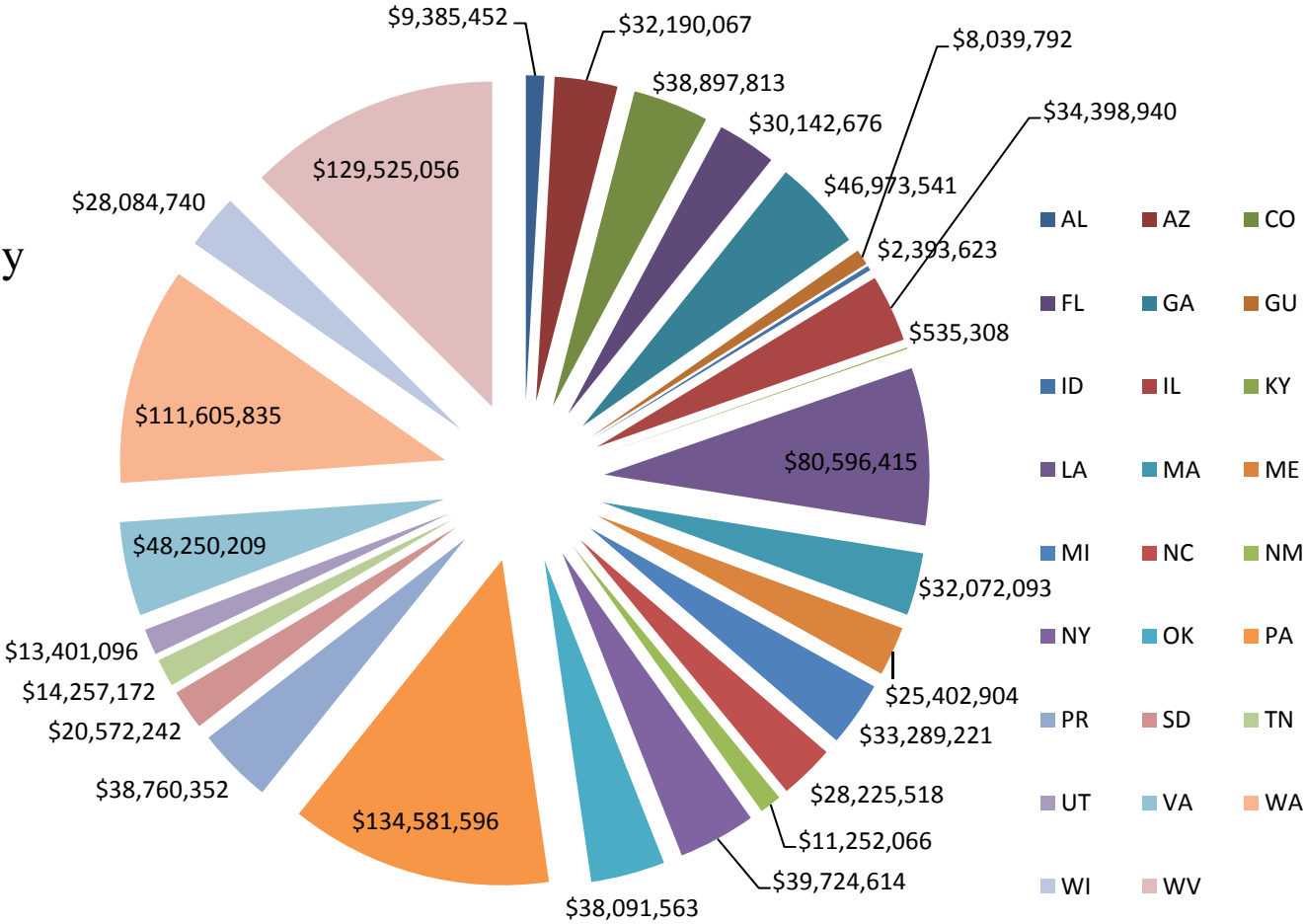
- Provide target segments with a technology ‘bundle’ to spur adoption





# NOAA - BTOP Recover Act Funding:

Dollar  
Obligated By  
State



As of April 1<sup>st</sup>, 2010 Forty-Nine awards have been issued, totaling \$1,030,649,904



## ***KEY ARRA REQUIREMENTS:***

- Buy American Act
  - Requires that projects funded by ARRA for the construction, alteration, maintenance, or repair of a public building or public work use American iron, steel and manufactured goods in projects, unless one of several specified exemptions applies.
- Davis-Bacon Wage Rate Requirements
  - Requires that all laborers and mechanics employed by contractors and subcontractors on projects funded by the Federal Government pursuant to the Recovery Act shall be paid wages at rates not less than those prevailing on projects of a character similar in the locality as determined by the Secretary of Labor.





# *Recovery.gov*

## What is Recovery.gov?


- Recovery.gov is the official government website created by the Recovery Act to help taxpayers track how Recovery money is being spent. You can follow the spending into your own state, county, zip code, or congressional district.

## Who runs Recovery.gov?

- The Recovery Accountability and Transparency Board, established by the Recovery Act, maintains Recovery.gov. The Recovery Board includes Chairman Earl Devaney, appointed by President Obama, and 12 Inspectors General

## How does Recovery.gov differ from USASpending.gov?

- Recovery.gov tracks only funds allocated under the Recovery Act. USASpending.gov collects data about all federal contracts, grants, loans, and spending.



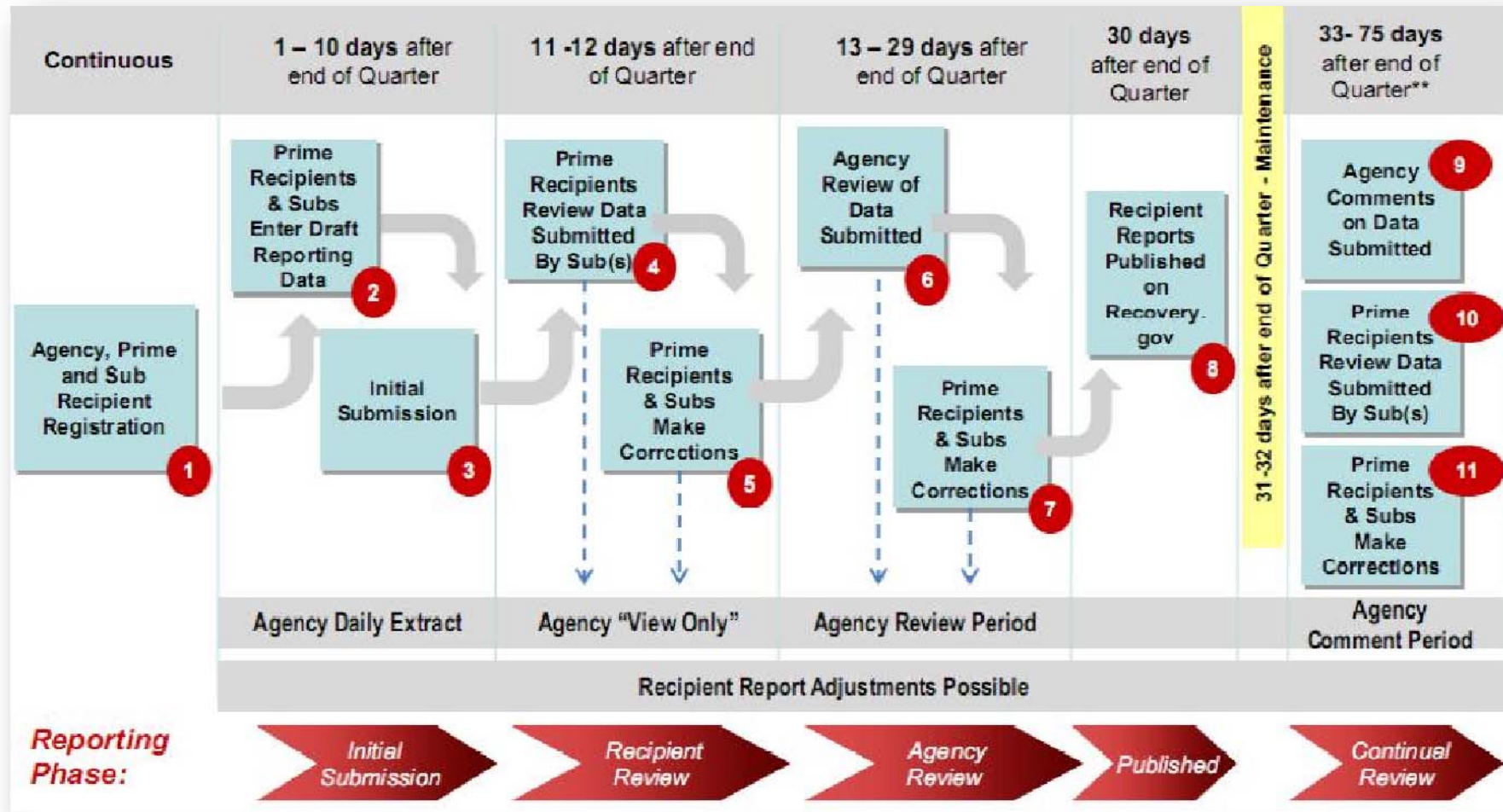
## ARRA Reporting Overview

- The American Recovery and Reinvestment Act of 2009 (ARRA) places specific reporting requirements on all ARRA award recipients
- Over the first 30 days of each calendar quarter, ARRA recipients are required to draft, review, edit and submit a report on a variety of indicators through the [FederalReporting.gov](http://FederalReporting.gov) website
- ARRA requires grant recipient to report on metrics on a wide range of data elements and jobs created or retained by their projects
- Recipients must provide accurate and precise data, and be ready to justify their metrics and inputs, while Federal Agencies must provide program oversight to verify and validate data quality

The data reported by both NMFS and BTOP recipients through [FederalReporting.gov](http://FederalReporting.gov) will available to all citizens via the [Recovery.gov](http://Recovery.gov) website, ensuring transparency and accountability for the use of ARRA funds



# ARRA Reporting Timeline

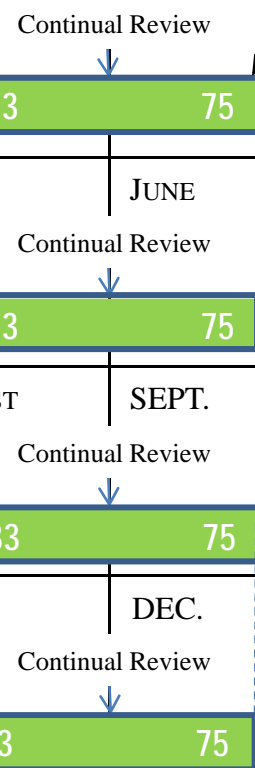




# ARRA Reporting Calendar

Day 14 or 15  
of the 3<sup>rd</sup>  
month in the  
quarter

Quarter 1	<b>JANUARY</b>	Initial Submission	Recipient Review	Agency Review	Published	FEBRUARY	MARCH
	1-10	11-12	13	-	29	30	31-32
Quarter 2	<b>APRIL</b>	Initial Submission	Recipient Review	Agency Review	Published	MAY	JUNE
	1-10	11-12	13	-	29	30	31-32
Quarter 3	<b>JULY</b>	Initial Submission	Recipient Review	Agency Review	Published	AUGUST	SEPT.
	1-10	11-12	13	-	29	30	31-32
Quarter 4	<b>OCTOBER</b>	Initial Submission	Recipient Review	Agency Review	Published	NOV.	DEC.
	1-10	11-12	13	-	29	30	31-32
						33	75






## Preliminary Step

# *FederalReporting.gov Registration*

- NMFS and BTOP prime recipients and first-tier sub-recipients will use the FederalReporting.gov to submit their ARRA reports and access helpful information on ARRA reporting (e.g., templates, user guides, webinars, etc.)
- If you are not enrolled in **CCR**, you must enroll before you can complete your FederalReporting.gov registration (go to <https://www.bpn.gov/ccr/default.aspx> to enroll in CCR)
  - It will take several days before the CCR registration syncs up with FederalReporting.gov to allow you to register online, so keep checking back to see when the system lets you register.
- The DUNS number must match the DUNS included in your ARRA application and your CCR registration
- You will receive an e-mail confirming that your registration is complete -- email a copy of the confirmation email to your Federal Program Officer and your Grant Specialist
- Once registered, please call 877-508-7386 to request a copy of your FederalReporting.gov Personal Identification Number (FRPIN), which you will need to submit a report to FederalReporting.gov



Click Here to Start Registration

The screenshot shows the FederalReporting.gov website interface. At the top, there is a navigation menu with links for Home, About, Downloads, FAQ, and Help. The 'Downloads' link is circled in red. Below the navigation is a 'Log In' section with fields for User ID and Password, and a 'Login' button. A 'Forgot my password' link is also present. To the right is a 'Messages' section with a bulleted list of announcements. Below the messages is a navigation bar with 'Home', 'For Agencies', and 'For Recipients' tabs. The 'For Recipients' tab is circled in red. Underneath is a 'Registration' section with a 'Register Now' button circled in red. Below that is a 'Download Templates' section with buttons for 'Microsoft Excel' and 'XML Schema', both circled in red. At the bottom left is a 'LIVE HELP' chat widget. The entire page is enclosed in a black border.

Visit Here For Reporting Templates, Webinars, Quick Reference Guides, Etc.

Visit Here For Reporting Date, Registration Instructions, Etc.

Click Here to Download Reporting Templates





**Days 1-10**

## ***Initial Submission: Overview***

- Prime recipients and first-tier sub recipients have **10 calendar days** to make their official submission on FederalReporting.gov (*April 1-10, 2010*)
  - **Prime Recipient:** non-Federal entity that receives ARRA funding as Federal awards; responsible for reporting of all data required by ARRA Section 1512; likely the primary applicant for the NMFS or BTOP award; responsible for their and sub recipient reporting quality
  - **Sub recipient:** non-Federal entity awarded ARRA funding through a legal instrument from a Prime Recipient; receive a grant from the Prime to support performance of any portion of the ARRA-funded project
- The report is in “**Draft Status**” which allows a user to continue to enter data prior to submission
- Reports uploaded via batch, Excel, or XML are “Submitted” when uploaded, but recipients reporting online must click “Submit” on their saved reports.
- A recipient may continue to save or resubmit data throughout this phase
- Approved federal agency users can view “Submitted” versions of recipient reports beginning on Day 1 after the end of the quarter.

**Days 1-10**

## Initial Submission: Reporting Templates

- There are three ways in which recipients and sub-recipients can enter their reporting data:
  - Fill out & upload an Excel report template
  - Submit directly through the Web browser to [FederalReporting.gov](http://FederalReporting.gov)
  - Submit a properly formatted Extensible Markup Language (XML) file for report submission
- The Excel and XML templates can be found in on [www.federalreporting.gov/](http://www.federalreporting.gov/)
- Saving report drafts:
  - Recipients creating reports online can save draft versions of their reports at [FederalReporting.gov](http://FederalReporting.gov).
  - Recipients using the Excel spreadsheet or XML options will save draft versions on their own computers or workstations.

Recipient Report: Grant or Loan		Version: 1.6
<b>Prime Recipient</b>		
<b>Reporting Information</b>		
Award Type*	Award Number*	Final Report*
<b>Award Recipient Information</b>		
Recipient DUNS Number*	Recipient Account Number	Recipient Congressional District*
<b>Award Information</b>		
Funding Agency Code*	Awarding Agency Code*	Award Date*
Amount of Award*	CFDA Number*	
Program Source (TAB)*	Sub Account Number (or Program Source (TAB))	
Total Number of Sub Awards to Individuals*	Total Amount of Sub Awards to Individuals*	
Total Number of Payments to Vendors less than \$25,000 award*	Total Amount of Payments to Vendors less than \$25,000 award*	
Total Number of Sub Awards less than \$25,000 award*	Total Amount of Sub Awards less than \$25,000 award*	
Award Description*		



**Days 1-10**

## *Initial Submission: Data Reporting Responsibilities*

- Prime recipients can report for themselves *and* their sub-recipients, or they can delegate reporting to the sub recipients
  - It is the prime recipient's responsibility to notify the Grants Office when a delegation is made to the sub-recipient
- Both recipients and first-tier sub-recipients must establish internal controls, and a system of checks and balance to ensure accuracy, completeness and timely reporting
- Both recipients and first-tier sub-recipients initiate their own data collection and reporting procedures to ensure reporting requirements are met
- Both recipients and first-tier sub-recipients implement data quality and internal control mechanisms to ensure complete and accurate information
- **HOWEVER, the prime recipient is ultimately responsible for ensuring that all their sub-recipients and vendors understand and comply with their reporting responsibilities**




**Days 1-10**

***Initial Submission:***

*Basic Data for Prime Recipient Reporting*

- Federal Funding Agency Name
- Recipient DUNS
- Recipient CCR Information
- Recipient account number
- Award type, date, description, and amount
- Infrastructure expenditures and rationale, if applicable
- Recipient officer names and compensation (Top 5)
- Activity Code & Description
- Job creation narrative and number
- Award Identification
- Parent DUNS
- CFDA number, if applicable
- Project/grant period
- Amount of Federal Recovery Act funds expended to projects/activities
- Recipient primary place of performance
- Total Number & Amount of Small Sub-Awards, less than \$25,000
- Project Description & Status

***For Detailed Data Elements & Descriptions:*** Recipient Reporting Data Model V3.0,  
[http://www.whitehouse.gov/omb/assets/memoranda\\_fy2009/m09-21-supp2.pdf](http://www.whitehouse.gov/omb/assets/memoranda_fy2009/m09-21-supp2.pdf)



<b>Days 1-10</b>	<b><i>Initial Submission:</i></b> <i>Data for Sub-recipient &amp; Vendor Reporting</i>
------------------	--

<b>Sub-Recipient</b>	<ul style="list-style-type: none"> <li>▪ Sub-recipient DUNS</li> <li>▪ Sub-Recipient Type</li> <li>▪ Amount Awarded to Sub-Recipient</li> <li>▪ Sub-Award Period</li> <li>▪ Sub-Recipient Area of Benefit</li> <li>▪ DUNS or Name and Zip Code of Headquarters (HQ)</li> </ul>	<ul style="list-style-type: none"> <li>▪ Sub-recipient CCR Information</li> <li>▪ Amount Received by Sub-Recipient</li> <li>▪ Sub-award date</li> <li>▪ Sub-Recipient Place of Performance</li> <li>▪ Sub-recipient officer names and compensation (Top 5)</li> <li>▪ Expenditure Amount</li> </ul>
<b>Sub-Recipient Vendor</b>	<ul style="list-style-type: none"> <li>▪ DUNS or Name and Zip Code of HQ</li> </ul>	
<b>Recipient Vendor</b>	<ul style="list-style-type: none"> <li>▪ Expenditure Description</li> </ul>	

*For Detailed Data Elements & Descriptions:* Recipient Reporting Data Model V3.0



**Days 1-10**

*Initial Submission: Calculating Job Creation Estimate*

- Job creation or retention is reported on the quarterly, not cumulative, basis--so the recipient will need the total number of hours worked by employees in the quarter being reported
- The hours worked must be for jobs that meet the definition of a job created or a job retained
  - A job created is a new position created and filled, or an existing unfilled position that is filled, that is funded by the Recovery Act;
  - A job retained is an existing position that is now funded by the Recovery Act
  - A funded job is defined as one in which the wages or salaries are either paid for or will be reimbursed with Recovery Act funding
  - A job must be counted as either a job created or a job retained; it cannot be counted as both
- The recipient will also need the number of hours in a full-time schedule for the quarter






**Days 1-10**

## **Initial Submission: Important Reminders**

- If a user has entered his/her report in as “draft” in the online form, the user **MUST** take the action to submit the report as “Initial Submission” by the end of the 10<sup>th</sup> calendar day
  - Failure to submit the report as Initial Submission within FederalReporting.gov by the end of the 10th day of the reporting period equates to non-compliance**
- If you are a prime recipient choosing to delegate reporting to sub-recipients, you contact the sub-recipient outside of FederalReporting.gov and in sufficient time for the sub-recipient to register and report
- If you are a prime recipient choosing to enter sub-recipient data, please ensure that you accurately enter all sub-recipient DUNS numbers in your reports; inaccurate DUNS numbers could lead to reporting inaccuracies or validation errors



**Days 1-10**

## ***Initial Submission: Copy Forward Function***

**For ARRA recipients who are submitting their SECOND ARRA report on April 10:**

- You will need to link your current quarterly report to your last quarter report so all the information is tracked through the reporting cycles until the project is completed.
  - If a report on an award from one reporting cycle is not linked to a report on that same award in the current reporting cycle, the reports can appear as if they are duplicates when the data is displayed on Recovery.gov.
- The “Copy Forward” function enables this linking of reports from quarter to quarter
- The “copying forward” has to happen when your current report is in the “Initial Submission” stage

For step-by-step directions on how to implement the “Copy Forward” function, please go to <http://www.federalreporting.gov>, click on the *Downloads* tab, and scroll down until you see the link to a PDF for *Chapter 10: Copy Forward and Copy Functions* of the User Guide.



**Days 11-12**

## ***Recipient Review: Overview***

- During days 11-12 of the quarter, the prime recipients will have an opportunity to review their sub-recipients' reports, and if necessary, make revisions
- Reports can be viewed both by the authorized recipient and by the awarding agency
- During their review of sub-recipients' reports, prime recipients should check for:
  - Double-counting
  - Significant reporting errors
  - Material omission
  - Anomalies
- If errors are found, the prime recipient should make—or request the sub-recipient to make—the required revisions (reports are not locked during this period and can be updated )
- The prime recipients and sub-recipients can comment on reports during this two-day period
  - The prime recipient has to be the first to comment on a report; only then can a sub-recipient respond
  - Each report will have a status noting either “No Comments by Prime” or “Comments by Prime”




**Days 13-29**

## *Agency Review: Overview*

- At the end of day 12 of the reporting period (midnight Pacific Time), all reports enter Final Submission Status
- From Days 13 through 29, Federal Agency Users review and comment on the reports
- Both Federal Agency and recipient users can view the report during this time, but initially, the report is locked to updating by recipients and sub-recipients
- Once a Federal Agency User comments on a report, it becomes unlocked, allowing recipients to update the report based on Agency comments

### **Important Reminder:**

- Prime recipients or sub-recipients should make certain to make any necessary report updates based on any Federal comments by end of day 29



## Day 30

## *Report Publication*

- At the end of Day 29, at midnight Pacific Time, all reports are automatically transitioned from Final Submission status to Published status and no further changes can be made to the published report
- Reports continue to be viewable to authorized Recipient Users and Awarding Agency Users at [FederalReporting.gov](http://FederalReporting.gov)
- No additional comments nor changes can be made to the published report
- Any reporting issues will be addressed in the next reporting period's cumulative report

### About Report Publication:

- Final reporting data for the reporting quarter will be published to the [Recovery.gov](http://Recovery.gov) website
- [Recovery.gov](http://Recovery.gov) is the public website for key ARRA information, including data on ARRA spending and links to other government websites that include ARRA information
- Once on [Recovery.gov](http://Recovery.gov), the reports will be available for viewing by members of the public



**Days 33-75**

## *Continual Review*

- On approximately Day 33 of the quarter, all reports on [FederalReporting.gov](https://www.federalreporting.gov) are unlocked, allowing prime recipients to modify and change their reports and Federal agencies to comment on reports
- Continual review ends on the 15<sup>th</sup> day of the third month of the quarter (e.g., day 75)





# **RESOURCES**

- [www.recovery.gov](http://www.recovery.gov)


- Fosters greater accountability and transparency in the use of funds made available in this Act
- Provides user-friendly tools to track Recovery funds
  - how and where they are spent
- Provides an online way for reporting any suspected fraud, waste or abuse related to Recovery funding and projects

- [www.recovery.gov/doc](http://www.recovery.gov/doc)

- Sample grant reports, job creation guidance, reporting guidance and guidance to Operating Units on ARRA recipient reporting

- [www.federalreporting.gov](http://www.federalreporting.gov)

- FAQs, downloads of registration guides and information, User Manual, Recipient Reporting Data Model, report spreadsheet templates, Agency codes, TAS codes



## Quiz

1. What is the acronym ARRA?
2. The Recovery Act is responsible for how many American jobs through the end of 2009?
  - a) 500million
  - b) 2.7million
  - c) 6milliom
  - d) 2.4million
3. What percentage of working American families received a tax cut in 2009 from the Recovery Act?
  - a) 32%
  - b) 57%
  - c) 80%
  - d) 95%



## Quiz

4. What are NOAA's two Recovery Act Initiatives?
5. How does Recovery.gov differ from USASpending.gov?
6. What are the reporting requirements for Recovery Act recipients?
  - a) Annually
  - b) Semi-Annually
  - c) Quarterly
  - d) Monthly
7. Name one goal of The Recovery Act
8. Who runs Recovery.gov?
  - a) Grants.gov
  - b) The Recovery Accountability and Transparency Board
  - c) WhiteHouse.gov
  - d) The Recovery Act Administration



## Quiz

9. Prime recipients and first-tier sub recipients have 10 calendar days to make their official submission on FederalReporting.gov True or False
10. Job creation or retention is reported on the quarterly, not cumulative, basis? True or False



# ***QUESTIONS***

