

# TAGGS 2010 Annual Report

## Tracking Accountability in Government Grants System



## HHS Grant Awards Fiscal Year 2010

Data are current as of December 2010



U.S. Department of Health and Human Services  
Office of the Secretary  
Office of the Assistant Secretary for Financial Business  
For Official Use Only



## Foreword

The core mission of the Department of Health and Human Services (HHS) is to protect the health of all Americans and provide essential human services to those in need.

As one of the largest federal departments, the nation's largest health insurer, and the largest grant-making agency, HHS is responsible for nearly a quarter of all federal outlays and administers more grant dollars than all other federal agencies combined. Tracking and accounting for HHS grant spending and providing high quality data to the White House, Congress, and the general public is critical to fulfilling HHS' mission and strategic goals.

Since 1995 HHS has tracked and reported grant spending online via its Tracking Accountability in Government Grants System (TAGGS). Data on research, demonstration, project, and other grants have been posted to its public website annually for over a decade to increase transparency of Federal funds and to show the public where and how their money is spent. With the development and launch of the Office of Management and Budget's [USAspending.gov](http://USAspending.gov), [Recovery.gov](http://Recovery.gov), and similar websites, the public now has even greater access to current information on HHS grant programs and funding.

This annual report reflects a summary of grants HHS awarded during Fiscal Year 2010 (October 1, 2009 through September 30, 2010). Grants are financial assistance awards that provide support or stimulation to accomplish a public purpose authorized by federal statute.



This report does not include information related to technical assistance, which provides services instead of money; other assistance in the form of loans, loan guarantees, interest subsidies, or insurance; direct payments of any kind to individuals; or contracts, which are required to be entered into and administered under procurement laws and regulations.

By aggregating this information into a single report and continuing our efforts to post timely and accurate data online, HHS continues to provide the public timely access to HHS spending data. Through the release of these data we look forward to strengthening and building key partnerships with government and non-government associations, Tribes, interest groups, and other organizations and users to help ensure and promote accountability and transparency.



# Table of Contents

**Foreword**..... 2

**Table of Contents** ..... 3

**Notes on Methodology, TAGGS** ..... 4

**Section I. Overview**..... 5

    Formula/Block & Entitlement and Discretionary Grants ..... 5

    HHS Operating Divisions as of FY 2010..... 6

    Grant Awards by Operating Division ..... 7

    Recovery Act..... 9

**Section II. Major Activity Types for HHS’ Discretionary Grant Awards** ..... 11

    Major Activity Types (Based on the Catalog of Federal Domestic Assistance)..... 11

    Summary of Major Activity Types ..... 12

    Research Programs..... 13

    Services Programs ..... 13

    Training Programs ..... 14

    Other Programs ..... 14

    The Top Twenty Recipients Receiving the Greatest Discretionary Funding Levels ..... 15

**Section III. Operating And Staff Division Portfolios**..... 16

    Administration for Children and Families (ACF) ..... 17

    Agency for Healthcare Research and Quality (AHRQ) ..... 19

    Administration on Aging (AoA)..... 20

    Centers for Disease Control and Prevention (CDC) & Agency for Toxic Substances and Disease Registry (ATSDR) ..... 22

    Centers for Medicare & Medicaid Services (CMS)..... 24

    Food and Drug Administration (FDA) ..... 26

    Health Resources and Services Administration (HRSA) ..... 27

    Indian Health Service (IHS) ..... 29

    National Institutes of Health (NIH) ..... 31

    Substance Abuse and Mental Health Services Administration (SAMHSA) ..... 33

    Office of the Secretary Overview ..... 35

        The Assistant Secretary for Planning and Evaluation (ASPE) ..... 35

        The Assistant Secretary for Preparedness and Response (ASPR) ..... 36

        The Office of Global Health Affairs (OGHA) ..... 37

        The Office of Consumer Information and Insurance Oversight (OCIO)..... 38

        The Office of Public Health and Science (OPHS) ..... 39

        The Office of the National Coordinator for Health Information Technology (ONC) ..... 40

**Appendices: Additional Data Tables** ..... 41

    A-1 Top Fifty Discretionary Grant Recipients ..... 42

    A-2 Top Fifty HHS Grants ..... 44

    A-3 HHS ARRA Programs..... 46



## Notes on Methodology, TAGGS

The grant information contained in this report is from the HHS TAGGS system, which contains data generated by the HHS grant-making operating divisions (OPDIVs) and several staff divisions (STAFFDIVs) within the Office of the Secretary (OS). For purposes of this report, OS is considered an OPDIV. Developed and maintained by the Division of Grants, TAGGS is the Department's central repository for all HHS grant award data.

TAGGS primarily tracks obligated discretionary and formula/block and entitlement grant awards to primary awardees. TAGGS does not collect or report sub-award data. HHS grant-making OPDIVs submit primary award data to the TAGGS database weekly, semi-monthly and annually. Other data submitted to TAGGS include grant recipient demographic (e.g., type of organization, address); payments managed in the Payment Management System for grants and other assistance; and descriptive program information included in the CFDA website (<http://www.cfda.gov>).

OS maintains a public website (<http://taggs.hhs.gov>), where users are able to view standard TAGGS-generated reports and directly query the database. Recovery Act grant data is also available for review on the Department's Recipient Reporting Readiness Tool (<http://taggs.hhs.gov/ReadinessTool/>). These websites are used by HHS staff, Congressional offices, other executive agencies, potential and current grant recipients, and other interested parties for a variety of informational purposes.

Some commonly searched data fields for TAGGS are: congressional district, grant program name, recipient (grantee) name, recipient location (state, city, zip, and/or congressional district), awarding OPDIV, transaction amount (or sum of transactions), and fiscal year.

The data in this report reflect all grant awards obligated during FY 2010. This report contains information on Recovery Act and non-Recovery Act grant awards. The number of grants is a count of

awards or projects receiving grant funds. This report also includes funds de-obligated in FY 2010 that were awarded in prior fiscal years. De-obligations are downward adjustments to previously awarded obligations, representing cost revisions, corrections, or award cancellation. However, any de-obligations to FY 2010 Awards occurring in subsequent fiscal years will not be contained in this report.

Data contained in this report may not mirror exact figures included in the HHS FY 2010 budget and accounting records (e.g., Medicaid's accounting adjustments). Data may differ based on the following:

- 1) The grant award data may include de-obligations of prior years' funds in addition to current year funds.
- 2) The costs of furnishing personnel in lieu of cash are included in the grants data, but are recorded as personnel costs in accounting records.
- 3) Jointly funded grants with other agencies are included in accounting records, but are not included herein unless awards are made by HHS programs.

The dollar amounts set forth in this report for each OPDIV may also differ from the amounts shown in each OPDIV's Budget Request. Percentages used throughout the report may not add up to exactly 100% due to rounding and other minor adjustments.





## *Section I. Overview*

### *Formula/Block & Entitlement and Discretionary Grants*

In FY 2010 the Department of Health and Human Services awarded approximately 54% of the federal government's grant dollars. HHS awards formula, block, entitlement and discretionary grant awards.

In accordance with Title 45 CFR Part 74, HHS defines "discretionary grants" are those that permit the federal government, according to specific authorizing legislation, to exercise judgment, or "discretion," in selecting the applicant/recipient organization, through a competitive grant process.

Formula/block grants and entitlement programs are those that a federal agency is required by statute to award, subject to availability of an appropriation, if the recipient, usually a state, submits an acceptable state plan or application, and meets the eligibility and compliance requirements of the statutory and regulatory provisions of the grant program.

Medicaid, State Children's Health Insurance Program (SCHIP), and Temporary Assistance for Needy Families (TANF) are large HHS formula/block and entitlement programs, providing support for health care and human services to millions of Americans.

Medicare and Medicaid are currently the nation's largest health insurance programs assisting states, healthcare providers, and individuals in the provision of adequate health care for those in need. Although Medicare and Medicaid are entitlement programs, Medicare is directly administered by HHS and state governments and payments are made directly to individual recipients. TAGGS does not currently track direct payments to individuals and these data are not included in the annual report.





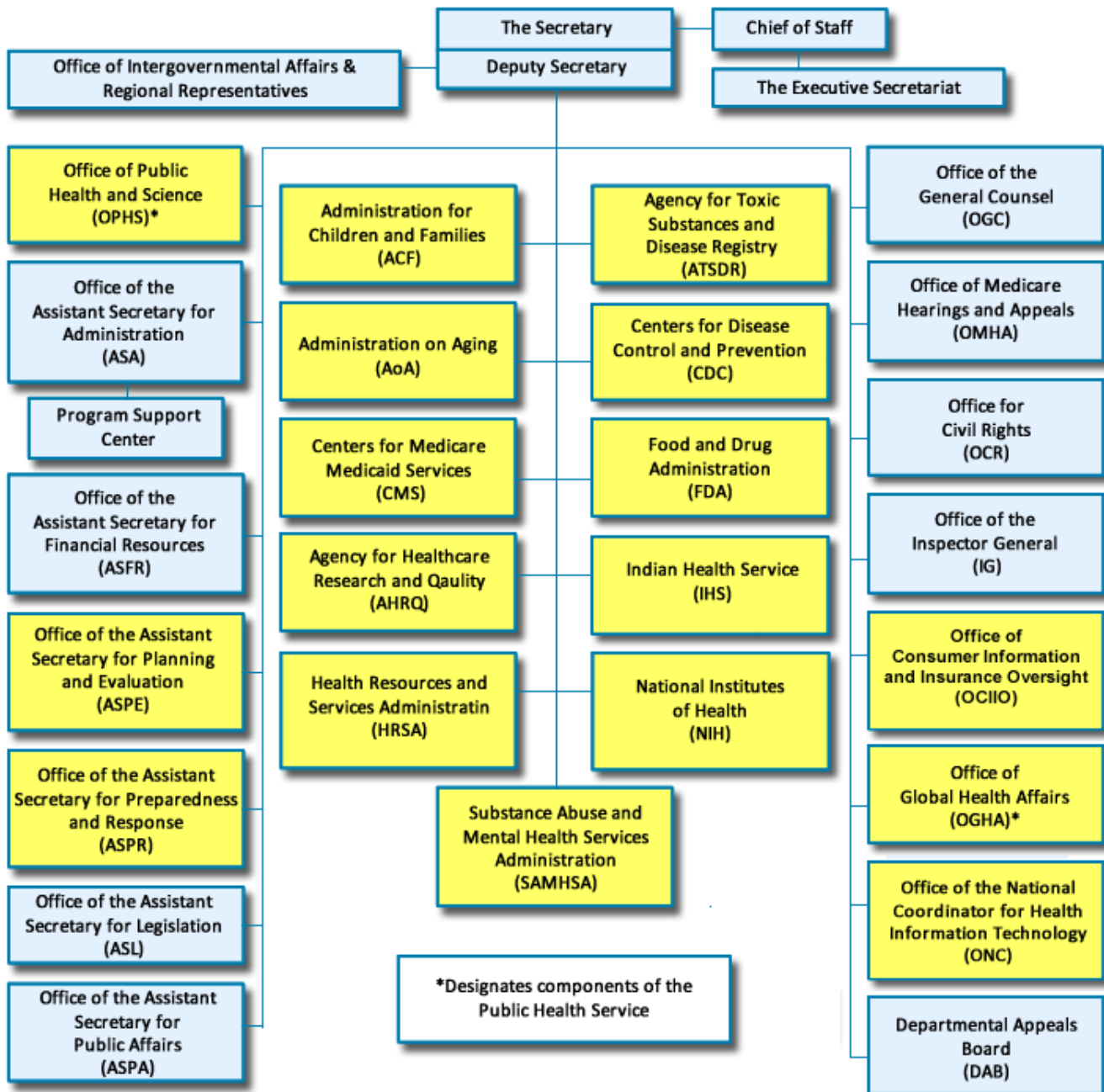
## Section I. Overview, (continued)

### HHS Operating Divisions as of FY 2010

HHS is comprised of Operating Divisions (OPDIVs) and Staff Divisions (STAFFDIVs), each with its own unique health mission. The organization chart below presents the overall structure of HHS during FY 2010. Those OPDIVs/STAFFDIVs highlighted in yellow are responsible for administering and managing over 300 grant programs which are

described in the Catalog of Federal Domestic Assistance (CFDA) (<http://www.cfda.gov>).

Note that in this report, Agency for Toxic Substances and Disease Registry awards are included in the Centers for Disease Control and Prevention grant funding data.



## Section I. Overview, (continued)

### Grant Awards by Operating Division

As of September 2010, HHS awarded approximately \$369 billion in grants for FY 2010. This included \$54 billion in discretionary awards and \$315 billion in formula/block and entitlement awards.

CMS, which administers the Medicaid Program, awarded 72% (\$265 billion) of the total HHS grant funds. However, these awards only represented about 1% of the total number of grants awarded by HHS.

ACF had the second highest percentage of total HHS grant funds awarded at 15% or \$56 billion. This represented 10% of the total number of grants awarded. NIH, who awarded 7% or \$27 billion of the total HHS grant funds, accounted for 68% of the total number of HHS grants.

The following charts show the total grant awards and dollars for each OPDIV in FY 2010.

**Total Grant Awards by HHS Agencies**

OPDIV	Awards	% HHS Awards	Dollars (Millions)	% HHS Dollars
ACF	8,969	9.74	\$55,681.81	15.10
AHRQ	550	0.60	\$457.23	0.12
AoA	1,718	1.86	\$1,555.57	0.42
CDC	4,363	4.74	\$5,378.35	1.46
CMS	1,203	1.31	\$264,921.36	71.87
FDA	196	0.21	\$61.45	0.02
HRSA	7,585	8.23	\$7,758.83	2.10
IHS	603	0.65	\$179.80	0.05
NIH	63,032	68.42	\$26,904.80	7.30
SAMHSA	3,036	3.30	\$3,113.60	0.84
OS/ASPE	10	0.01	\$3.25	0.00
OS/ASPR	98	0.11	\$434.58	0.12
OS/OGHA	5	0.01	\$6.41	0.00
OS/OCIIO	95	0.10	\$94.78	0.03
OS/OPHS	519	0.56	\$521.83	0.14
OS/ONC	145	0.16	\$1,570.47	0.43
<b>Total</b>	<b>92,127</b>	<b>100</b>	<b>\$368,644.12</b>	<b>100</b>

These totals are reflective of the Millions.

Note: ATSDR awards do not appear separately in the above table; they are grouped under CDC. Also, other HHS OPDIVs and STAFFDIVs omitted from the table are those that do not issue grants.

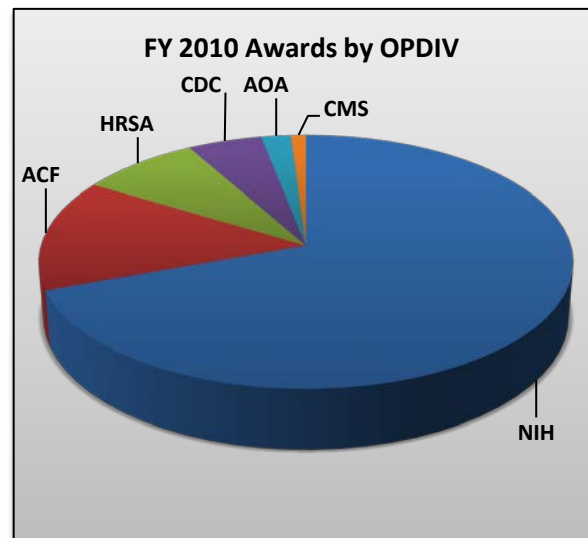
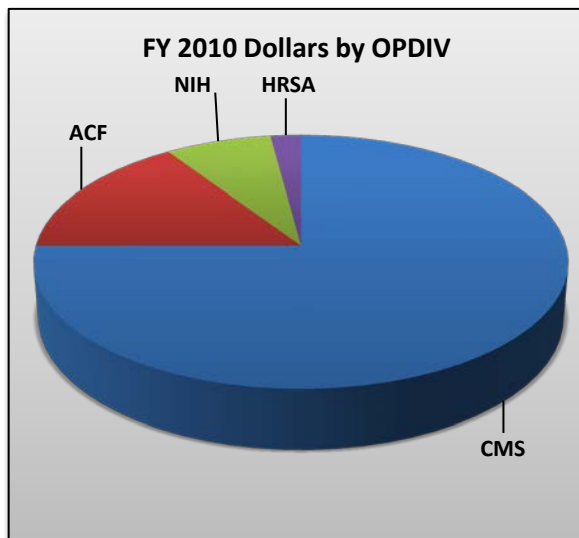


## Section I. Overview, (continued)

### Grant Awards by Operating Division (continued)

The two pie charts on this page contrast OPDIVs that spent the largest amount of grant funds in FY 2010 against those OPDIVs awarding the largest number of grant awards. Please note that the grant dollars and number of awards by the remaining grant-making OPDIVs at HHS are not reflected due to the small percentages that they encompass for display.

As illustrated, CMS far exceeded all other OPDIVs in terms of grant dollars spent. In contrast, NIH had the lion's share of the number of grants awarded in FY 2010, followed by ACF and HRSA.



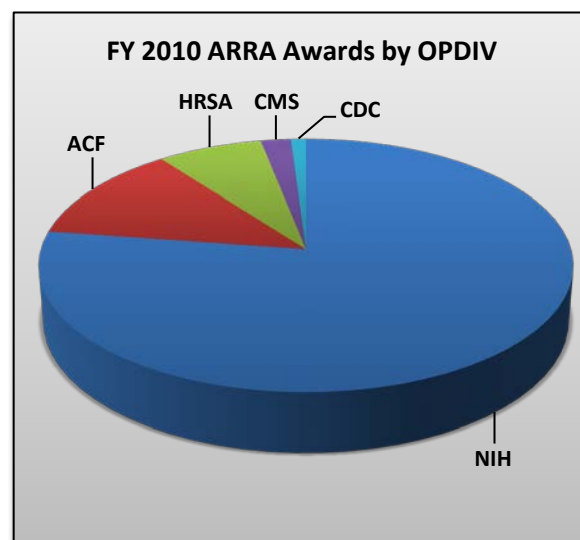
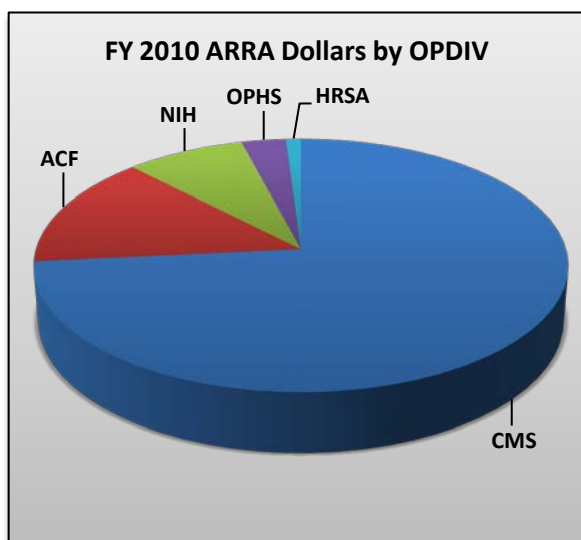


# Section I. Overview, (continued)

## Recovery Act

The [American Recovery and Reinvestment Act of 2009 \(PDF - 1.07 MB\)](#) (ARRA) was signed into law by President Obama on February 17<sup>th</sup>, 2009. The following two pie charts focus specifically on ARRA percentage comparisons between those OPDIVs awarding ARRA grants.

CMS spent more ARRA grant dollars than any other OPDIV. Similar to previous charts displaying the total number of HHS grants awarded, NIH granted the greatest number of ARRA awards, followed by ACF and HRSA.



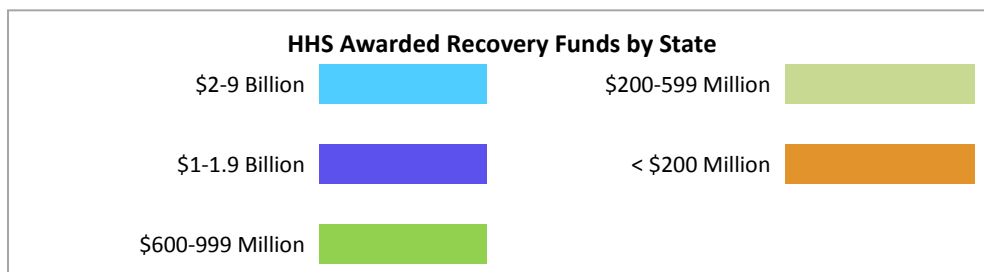
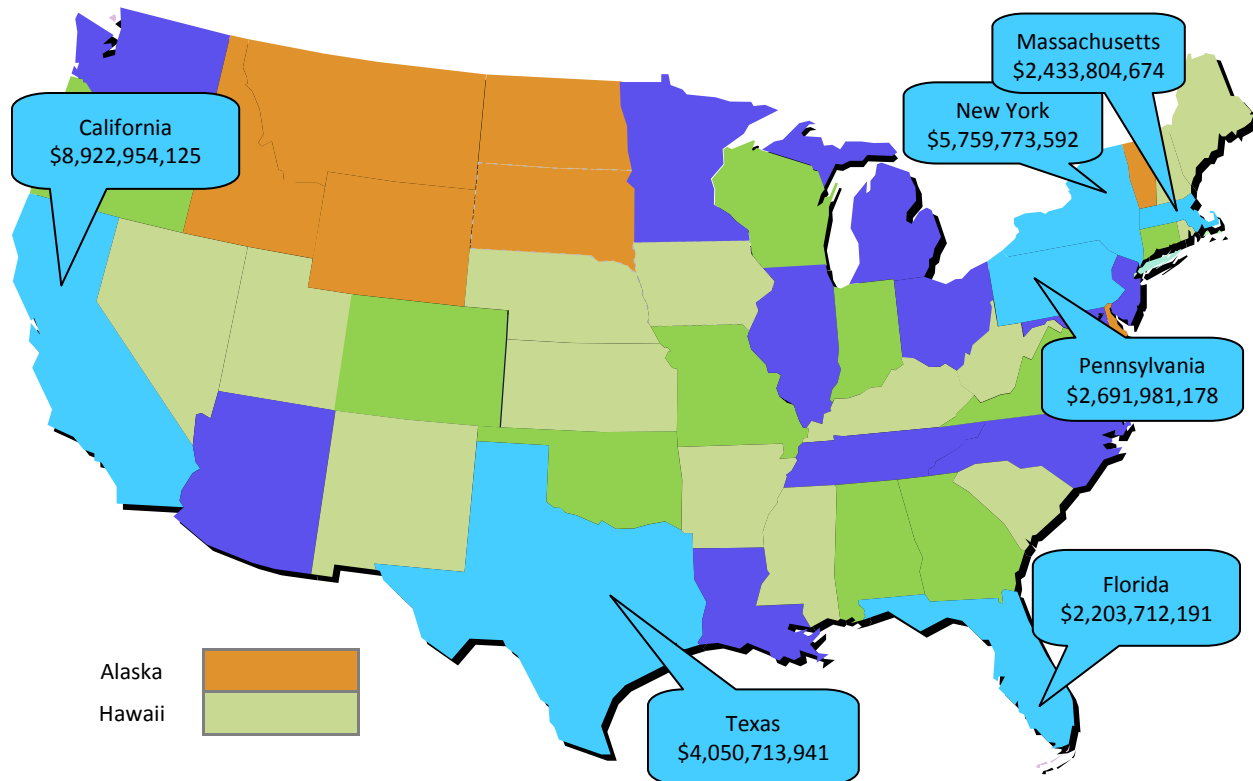
## Section I. Overview, (continued)

### Recovery Act (continued)

The map below shows the distribution of HHS ARRA Grant Dollars for FY 2010 across the United States.

HHS awarded \$56 billion in ARRA grant dollars in FY 2010. California, New York, Texas and Pennsylvania received the greatest amount of ARRA funding in FY 2010.

HHS continues to closely track, monitor, and award Recovery Act dollars in support of the Act and to further the Department's commitment to improving the transparency and accountability of ARRA funding.



## Section II. Major Activity Types for HHS' Discretionary Grant Awards

### Major Activity Types (Based on the Catalog of Federal Domestic Assistance)

In accordance with HHS regulation 45CFR Part 74, HHS defines “discretionary” grants as an award made by an HHS awarding agency in keeping with specific statutory authority which enables the agency to exercise judgment (“discretion”) in selecting the applicant/recipient organization through a competitive award process.

Discretionary grants commonly support activities such as demonstration, research, training, service, and construction projects or programs. Discretionary grants are sometimes referred to by the CFDA term “Project Grants.”

Based on the HHS mission, grant program descriptions, and the CFDA guidelines, the TAGGS system uses 16 activity types to characterize the nature of the grant being funded. For the purpose of this report, these 16 have been grouped into four major activity types (Research, Services, Training, and Other). HHS OPDIVs self-select the activity type for awards based on the primary purpose of the grant.

**Research** activities comprised 49% of FY 2010 discretionary grant funds and 63% of the number of discretionary awards. The majority of discretionary awards support traditional research projects by individual investigators, as well as broad based traditional research, multi-disciplinary research programs, general and categorical research centers and research resources, research career programs, and general research support to grantee institutions to strengthen research activities.

**Services** activities comprised 30% of FY 2010 discretionary grant funds and 14% of the number of discretionary awards – The second largest category of discretionary grant funds in FY 2010 went to

support health and/or social services programs (27%, \$15 billion). This category includes grant programs for the delivery of health services; treatment and rehabilitation programs; education and information programs; and programs for the detection of health problems.

For example, two of HHS' largest OPDIVs providing social service grant programs are ACF and CDC. ACF awarded \$9 billion for social service programs. ACF supported Head Start, runaway and homeless youth, abandoned infants, refugee assistance, low-income energy assistance, support health services to homeless populations; community health centers focused on providing services in the most medically underserved areas; and comprehensive care services for children, youth, women and families who are infected with or affected by HIV and/or AIDS. CDC awarded \$3.7 billion to support health services programs, including those directed at communicable diseases prevention, childhood lead poisoning prevention, and disabilities prevention.

**Training** activities comprised 5% of FY 2010 discretionary grant funds and 10% of the number of discretionary awards. These grants include support for research training programs; applied training programs and traineeships; education projects; general educational support to health professions schools; and research career programs. NIH and HRSA awarded most of the training grants (88%) primarily to support training in health professions, but also to support AIDS education and training centers, and interdisciplinary training for health care in rural areas.



## Section II. Major Activity Types for HHS' Discretionary Grant Awards (continued)

### Summary of Major Activity Types

Other activities such as construction and planning grants comprised 17% of FY 2010 discretionary grant funds and 13% of the number of discretionary awards. Additional activities that were included in

this category are: grants for the planning and development of health programs and health resources; evaluations; and health infrastructure awards.

Discretionary Project Grants By Major Activity Type

Activity Type		Awards	Dollars (Millions)
Research	Scientific/Health Research (Includes Surveys)	53,606	\$25,926.61
	Social Science Research (Includes Surveys)	134	\$94.92
	<b>Research Total</b>	<b>53,740</b>	<b>\$26,021.53</b>
Services	Demonstration	2,755	\$1,532.43
	Health Services	5,182	\$5,311.01
	Social Services	4,267	\$9,217.34
	<b>Services Total</b>	<b>12,204</b>	<b>\$16,060.78</b>
Training	Conferences (Information Transfer/Technology Transfer)	18	\$0.45
	Technical Assistance	180	\$50.23
	Training/Traineeship	8,714	\$2,652.36
	<b>Training Total</b>	<b>8,912</b>	<b>\$2,703.04</b>
Other	Construction	98	\$760.92
	Fellowship/Scholarship/Student Loans	3,878	\$125.45
	Knowledge/Development/Application (KDA)	428	\$223.54
	Other	6,324	\$7,754.25
	Planning	16	\$2.10
	<b>Other Total</b>	<b>10,744</b>	<b>\$8,866.26</b>
<b>Discretionary Grants Total</b>		<b>85,600</b>	<b>\$53,651.61</b>

These totals are reflective of the Millions.

## Section II. Major Activity Types for HHS' Discretionary Grant Awards (continued)

The data displayed in the following tables reflect awards classified by OPDIVs as research, service, training, or other activities. Program names generated by the OPDIVs may not encompass all activities carried out under the CFDA program.

The following tables represent the CFDA programs with the largest award funding classified by each of the TAGGS activity types (Research, Services, Training and Other).

### Research Programs

#### Top 5 Non-ARRA Research Programs

CFDA	Program Name	OPDIV	Awards	Dollars (Millions)
93.855	Allergy, Immunology and Transplantation Research	NIH	4,341	\$2,498.97
93.837	Heart and Vascular Diseases Research	NIH	4,374	\$2,219.70
93.859	Pharmacology, Physiology, and Biological Chemistry Research	NIH	4,552	\$1,700.93
93.847	Diabetes, Endocrinology and Metabolism Research	NIH	3,246	\$1,383.32
93.853	Extramural Research Programs in the Neurosciences and Neurological Disorders	NIH	3,028	\$1,275.42

#### Top 5 ARRA Research Programs

CFDA	Program Name	OPDIV	Awards	Dollars (Millions)
93.701	Trans-NIH Recovery Act Research Support	NIH	8,358	\$3,839.34
93.712	ARRA - Immunization	CDC	108	\$522.32
93.715	ARRA - Research on Healthcare Comparative Effectiveness	AHRQ	19	\$149.03
93.728	ARRA - Strategic Health IT Advanced Research Projects (SHARP)	OS	4	\$60.00
93.933	Demonstration Projects for Indian Health	IHS	3	\$2.05

### Services Programs

#### Top 5 Non-ARRA Services Programs

CFDA	Program Name	OPDIV	Awards	Dollars (Millions)
93.600	Head Start	ACF	1,642	\$6,945.59
93.067	Global AIDS	CDC	457	\$817.27
93.069	Public Health Emergency Preparedness	CDC	106	\$777.70
93.243	Substance Abuse and Mental Health Services: Projects of Regional and National Significance	SAMHSA	1,376	\$585.24
93.389	Research Infrastructure	NIH	85	\$438.27

#### Top 5 ARRA Services Programs

CFDA	Program Name	OPDIV	Awards	Dollars (Millions)
93.709	ARRA - Early Head Start	ACF	442	\$898.52
93.718	ARRA - Health Information Technology Extension Program	OS	61	\$663.06
93.708	ARRA - Head Start	ACF	317	\$301.76
93.703	ARRA - Health Center Integrated Services Development Initiative	HRSA	46	\$84.99
93.411	ARRA - Equipment to Enhance Training in Health Professionals	HRSA	209	\$50.57





## Section II. Major Activity Types for HHS' Discretionary Grant Awards (continued)

### Training Programs

#### Top 5 Non-ARRA Training Programs

CFDA	Program Name	OPDIV	Awards	Dollars (Millions)
93.255	Children's Hospitals Graduate Medical Education Payment	HRSA	56	\$301.45
93.859	Biomedical Research and Research Training	NIH	510	\$187.71
93.837	Heart and Vascular Diseases Research	NIH	895	\$167.73
93.510	Affordable Care Act (ACA) Primary Care Residency Expansion Program	HRSA	82	\$167.35
93.398	Cancer Research Manpower	NIH	636	\$132.24

#### Top 5 ARRA Training Programs

CFDA	Program Name	OPDIV	Awards	Dollars (Millions)
93.403	ARRA Grants for Training in Primary Care Medicine and Dentistry Training and Enhancement	HRSA	51	\$45.65
93.701	Trans-NIH Recovery Act Research Support	NIH	206	\$30.04
93.715	ARRA - Research on Healthcare Comparative Effectiveness	AHRQ	15	\$20.82
93.404	ARRA- Dental Public Health Residency Training Grants	HRSA	8	\$6.65
93.408	ARRA - Nurse Faculty Loan Repayment	HRSA	52	\$6.54

### Other Programs

"Other" programs include construction projects; grants for the planning and development of health programs and health resources; evaluations; and health infrastructure awards.

#### Top 5 Non-ARRA "Other" Programs

CFDA	Program Name	OPDIV	Awards	Dollars (Millions)
93.224	Consolidated Health Centers	HRSA	1,104	\$1,960.05
93.917	HIV Care Formula Grants	HRSA	132	\$1,228.20
93.914	HIV Emergency Relief Project Grants	HRSA	60	\$648.29
93.887	Project Grants for Renovation or Construction of Non-Acute Health Care Facilities and Other Facilities	HRSA	588	\$267.69
93.918	Grants to Provide Outpatient Early Intervention Services with Respect to HIV Disease	HRSA	380	\$192.54

#### Top 5 ARRA "Other" Programs

CFDA	Program Name	OPDIV	Awards	Dollars (Millions)
93.702	NCRR Recovery Act Construction Support	NIH	81	\$757.90
93.719	ARRA - State Grants to Promote Health Information Technology	OS	56	\$547.70
93.703	ARRA-Health Center Integrated Services development Initiative	HRSA	119	\$523.18
93.727	ARRA - Health Information Technology - Beacon Communities	OS	17	\$249.99
93.709	ARRA - Early Head Start	ACF	109	\$140.94



## Section II. Major Activity Types for HHS' Discretionary Grant Awards (continued)

### The Top Twenty Recipients Receiving the Greatest Discretionary Funding Levels

FY 2010 Top 20 Recipient Dollars: \$11,662.59 Millions  
 FY 2010 Top 20 Recipient Awards: 25,355  
 FY 2010 Percentage of Overall Discretionary Dollars  
 Awarded to the Top 20 Recipients: 21%

Two hospitals and one research organization are in the top 20 HHS discretionary grant recipients.

Universities and colleges represent 17 of the top 20 HHS discretionary grant recipients in FY 2010. The University of California received more HHS discretionary grant funds for more projects than any other recipient.

The 20 institutions that received the greatest discretionary funding in FY 2010 are shown below. For a listing of the top 50 recipients, see Appendix A-1.

**Top 20 Discretionary Grant Recipients**

Rank	Recipient Name	Number of Awards	Dollars (Millions)	% of Overall Discretionary Dollars
1	University of California	4,908	\$2169.17	3.89
2	Johns Hopkins University	1,584	\$745.69	1.34
3	University of Texas	1,907	\$742.01	1.33
4	University of Washington	1,304	\$696.77	1.25
5	Columbia University	1,001	\$604.04	1.08
6	University of Michigan	1,355	\$596.27	1.07
7	University of Pennsylvania	1,419	\$595.79	1.07
8	Harvard University	887	\$539.83	0.97
9	University of Pittsburgh	1,316	\$526.94	0.94
10	Duke University	968	\$463.29	0.83
11	University of North Carolina	1,095	\$458.27	0.82
12	Washington University	1,017	\$455.23	0.82
13	Yale University	1,105	\$445.40	0.80
14	Stanford University	980	\$428.26	0.77
15	Massachusetts General Hospital	913	\$408.19	0.73
16	Vanderbilt University	949	\$400.43	0.72
17	Brigham & Women's Hospital	763	\$366.07	0.65
18	Health Research, Inc.	224	\$352.95	0.63
19	Emory University	818	\$337.23	0.60
20	University of Wisconsin	842	\$330.76	0.60
<b>Top 20</b>		<b>25,355</b>	<b>\$11,662.59</b>	<b>20.91</b>

These totals are reflective of the Millions.



# Section III. Operating And Staff Division Portfolios

The sections that follow contain grant information pertaining to the specific Operating and Staff Divisions within HHS. The mission statement for each Organization is also provided.



Healthcare



Research



Policy and Management

# Administration for Children and Families [ACF]

**Mission:** To provide national leadership and create opportunities for families to lead economically and socially productive lives. ACF's programs are designed to help children to develop into healthy adults and communities to become more prosperous and supportive of their members.

ACF programs aim to achieve the following:

- Families and individuals empowered to increase their own economic independence and productivity;
- Strong, healthy, supportive communities that have a positive impact on the quality of life and the development of children;
- Partnerships with individuals, front-line service providers, communities, American Indian tribes, Native communities, states, and Congress that enable solutions which transcend traditional agency boundaries;
- Services planned, reformed, and integrated to improve needed access;
- A strong commitment to working with people with developmental disabilities, refugees, and migrants to address their needs, strengths, and abilities.

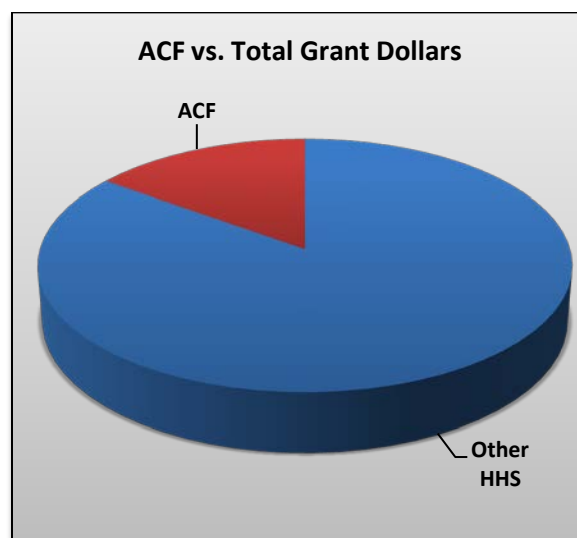


ACF leads the nation in improving the economic and social well-being of families, children and communities by administering formula/block and entitlement and discretionary grant programs such as:

- The national welfare-to-work program
- Temporary Assistance for Needy Families
- Foster care
- Adoption assistance
- Head Start
- Child care
- Child support enforcement
- Positive youth development programs
- Refugee resettlement
- Services for those with developmental disabilities

**ACF Total Grant Awards and Dollars**

	Awards	Dollars (Millions)
<b>Totals</b>	<b>8,969</b>	<b>\$55,681.81</b>



A  
C  
F



# Administration for Children and Families [ACF] (continued)

## Top 5 ACF Non-ARRA Programs

CFDA	Program Name	Awards	Dollars (Millions)
93.558	Temporary Assistance for Needy Families (TANF)	118	\$16,810.00
93.600	Head Start	1,761	\$7,044.05
93.568	Low-Income Home Energy Assistance (LIHEAP)	284	\$5,100.05
93.596	Child Care Mandatory and Matching Funds of the Child Care and Development Fund	343	\$5,016.89
93.658	Foster Care: Title IV-E	60	\$4,249.11

## Top 5 ACF ARRA Programs

CFDA	Program Name	Awards	Dollars (Millions)
93.714	ARRA - Emergency Contingency Fund for Temporary Assistance for Needy Families (TANF) State Programs	138	\$4,383.30
93.563	Child Support Enforcement (CSE)	56	\$1,258.95
93.709	ARRA - Early Head Start	551	\$1,039.47
93.708	ARRA - Head Start	499	\$441.41
93.716	ARRA - Temporary Assistance for Needy Families (TANF) Supplemental Grants	17	\$319.45

A  
C  
F

For additional information on ACF programs and funding please visit the ACF website (<http://www.acf.hhs.gov>).



# Agency for Healthcare Research and Quality [AHRQ]

**Mission:** To improve the quality, safety, efficiency, and effectiveness of health care for all Americans.

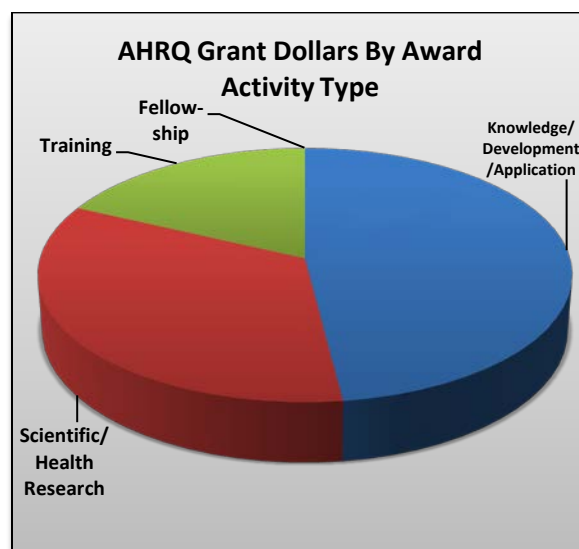
The Agency for Healthcare Research and Quality (AHRQ) is the lead agency charged with supporting research designed to improve the quality of health care, reduce its cost, improve patient safety, decrease medical errors, and broaden access to essential services.



Photo courtesy of the HHS NIH Image Bank

AHRQ awards discretionary grants, cooperative agreements, and contracts to carry out research projects, demonstrations, evaluations, and dissemination activities. AHRQ's research projects examine the availability, quality, and costs of healthcare services; ways to improve the effectiveness and appropriateness of clinical practice, including the prevention of disease; and other areas of health services research, such as services for persons with HIV infection. The information helps healthcare decision makers, patients and clinicians, health system leaders, and policymakers make more informed decisions and improve the quality of healthcare services.

AHRQ also supports small grants, conference grants, and training through dissertation grants, National Research Service Awards, and career development awards.



### AHRQ Total Grant Awards and Dollars

	Awards	Dollars (Millions)
<b>Totals</b>	<b>550</b>	<b>\$457.23</b>

A  
H  
R  
Q

### All AHRQ Non-ARRA Programs

CFDA	Program Name	Awards	Dollars (Millions)
93.226	Research on Healthcare Costs, Quality and Outcomes	405	\$135.70
93.225	National Research Service Awards, Health Services Research Training	36	\$10.32

### All AHRQ ARRA Programs

CFDA	Program Name	Awards	Dollars (Millions)
93.715	ARRA - Research on Healthcare Comparative Effectiveness	109	\$311.21

For additional information on AHRQ programs and funding please visit the AHRQ website (<http://www.ahrq.gov>).



## Administration on Aging [AoA]

**Mission:** To develop a comprehensive, coordinated and cost-effective system of home and community-based services that helps elderly individuals maintain their health and independence in their homes and communities.

The Administration on Aging (AoA) serves as an advocate for older people and oversees the development of a comprehensive and coordinated system of care that is responsive to the needs and preferences of older people and their family caregivers.

AoA is one of the nation's largest providers of home and community based care for older persons and their caregivers. Created in 1965 with the passage of the Older Americans Act, AoA is part of a federal, state, tribal and local partnership called the National Network on Aging. This network provides assistance and services to older individuals and their families in urban, suburban, and rural areas throughout the United States.

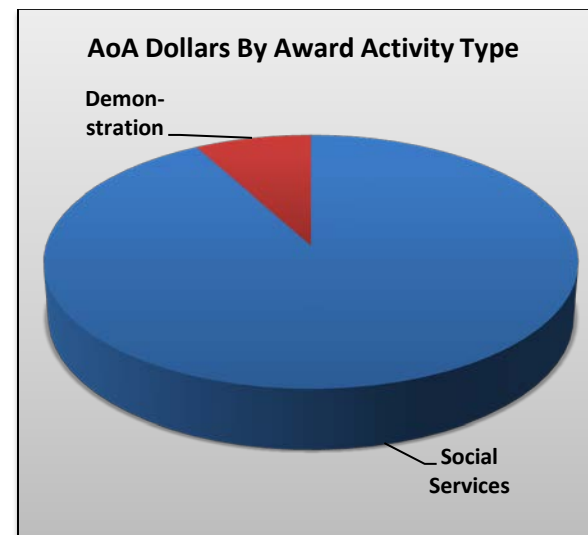
**AoA Total Grant Awards and Dollars**

	Awards	Dollars (Millions)
<b>Totals</b>	<b>1,718</b>	<b>\$1,555.57</b>



While all older Americans may receive services, AoA targets those older individuals who are in greatest economic and social need: the poor, the isolated, and those elders disadvantaged by social or health disparities.

**AoA Dollars By Award Activity Type**



A  
O  
A

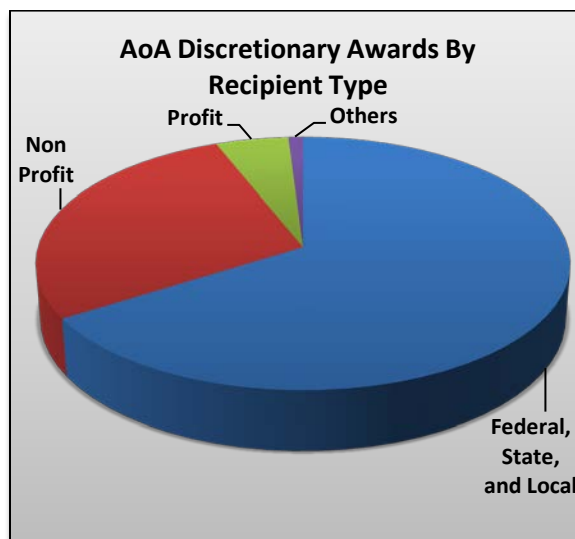
# Administration on Aging [AoA] (continued)

### Top 5 AoA Non-ARRA Programs

CFDA	Program Name	Awards	Dollars (Millions)
93.045	Special Programs for the Aging-Title III, Part C-Nutrition Services	71	\$653.71
93.044	Special Programs for the Aging-Title III, Part B-Grants for Supportive Services and Senior Centers	71	\$365.66
93.053	Nutrition Services Incentive Program	321	\$156.90
93.052	National Family Caregiver Support, Title III, Part E	70	\$153.08
93.048	Special Programs for the Aging Title IV and Title II Discretionary Projects	352	\$67.92

### All AoA ARRA Programs

CFDA	Program Name	Awards	Dollars (Millions)
93.725	ARRA - Communities Putting Prevention to Work: Chronic Disease Self-Management Program	47	\$27.00
93.048	Special Programs for the Aging Title IV and Title II Discretionary Projects	1	\$2.83



For additional information on AoA programs and funding please visit the AoA website (<http://www.aoa.gov>).

A  
O  
A



# Centers for Disease Control and Prevention [CDC] & Agency for Toxic Substances and Disease Registry [ATSDR]

C  
D  
C  
&  
A  
T  
S  
D  
R

**Mission:** To collaborate and create the expertise, information, and tools that people and communities need to protect their health promotion, prevention of disease, injury and disability, and preparedness for new health threats.

The Centers for Disease Control and Prevention (CDC) protects the health and safety of people at home and abroad by providing credible information to enhance health decisions, and promoting health through strong partnerships. CDC serves as the national focus for developing and applying disease prevention and control, environmental health, and health promotion and education activities designed to improve the health of the people of the United States and around the world.

CDC seeks to accomplish its mission by working with partners throughout the nation and world to monitor health, detect and investigate health problems, conduct research to enhance prevention, develop and advocate sound public health policies, implement prevention strategies, promote healthy behaviors, foster safe and healthful environments, and provide leadership and training.

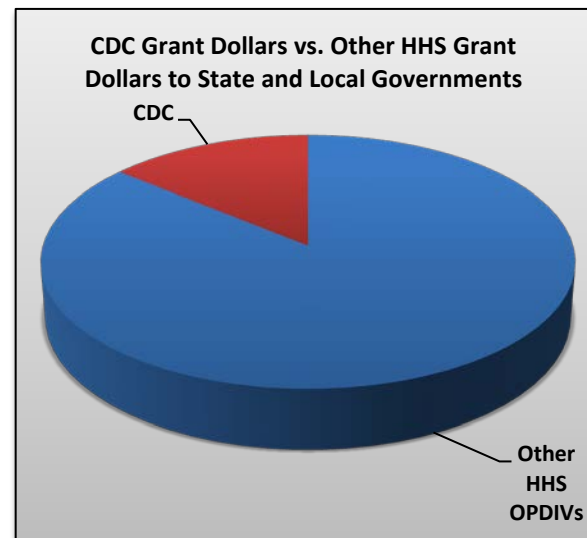
**CDC Total Grant Awards and Dollars**

	Awards	Dollars (Millions)
<b>Totals</b>	<b>4,363</b>	<b>\$5,378.35</b>



Photo courtesy the CDC Public Health Image Library and photographer James Gathany

CDC performs many of the administrative functions for the Agency for Toxic Substances and Disease Registry (ATSDR), a sister agency of CDC. ATSDR is charged with assessing health hazards at specific hazardous waste sites, helping to prevent or reduce exposure and the illnesses that result, and increasing knowledge and understanding of the health effects that may result from exposure to hazardous substances.



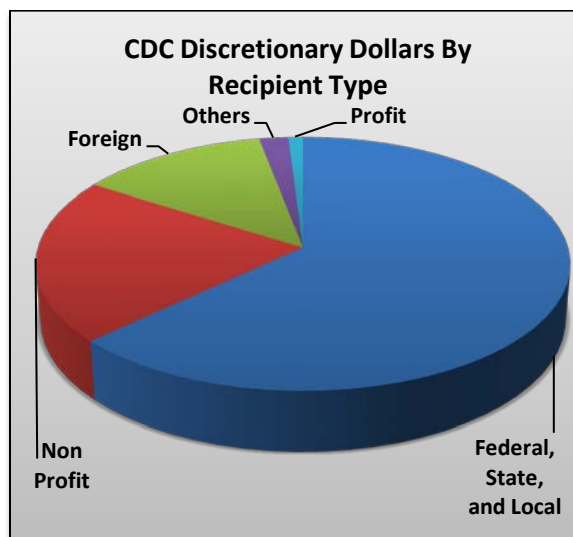
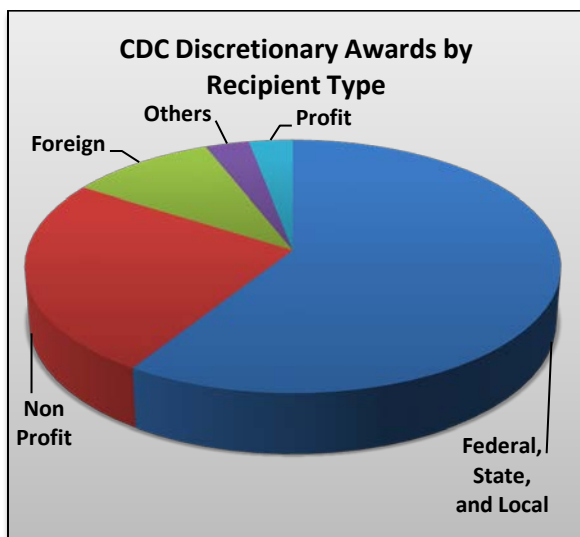
**Centers for Disease Control and Prevention [CDC] & Agency for Toxic Substances and Disease Registry [ATSDR] (continued)**

**Top 5 CDC Non-ARRA Programs**

CFDA	Program Name	Awards	Dollars (Millions)
93.283	Centers for Disease Control and Prevention Investigations and Technical Assistance	1,025	\$911.02
93.067	Global AIDS	459	\$818.66
93.069	Public Health Emergency Preparedness	107	\$778.03
93.940	HIV Prevention Activities Health Department Based	92	\$312.79
93.268	Immunization Grants	64	\$287.14

**All CDC ARRA Programs**

CFDA	Program Name	Awards	Dollars (Millions)
93.712	ARRA - Immunization	127	\$534.40



C  
D  
C  
&  
A  
T  
S  
D  
R





## Centers for Medicare and Medicaid Services [CMS]

**Mission:** To ensure effective, up-to-date healthcare coverage and to promote quality care for beneficiaries.

The Centers for Medicare & Medicaid Services (CMS) administers the Medicare program and works in partnership with states to administer Medicaid and the State Children’s Health Insurance Program (SCHIP). About one in four Americans receives health coverage.

Medicare, the nation’s largest health insurance program, is a direct payment program and its funding levels are not included in the CMS grant totals. Grant programs which support the administration of some Medicare services are included in CMS totals. Examples of key CMS grant programs include the Medicare State Survey and Certification Group; CMS Research, Demonstrations and Evaluations; Medicare Hospital Insurance; and Medicare Supplementary Medical Insurance.

Medicaid provides healthcare to millions of low-income families with children, aged, blind or disabled persons. It is the Department’s largest grant program in terms of funding levels. The SCHIP allows states to initiate and/or expand health insurance to uninsured, low-income children.



In addition to these programs CMS administers a number of quality-focused activities that benefit all Americans. CMS program objectives include:

- Building and Maintaining a Skilled, Committed, and Highly Motivated Workforce
- Accurate and Predictable Payments
- High-Value Health Care
- Confident, Informed Consumers
- Collaborative Partnerships
- The funding award totals reported herein are as of the date of this report.

C  
M  
S

### CMS Total Grant Awards and Dollars

	Awards	Dollars (Millions)
<b>Totals</b>	<b>1,203</b>	<b>\$264,921.36</b>

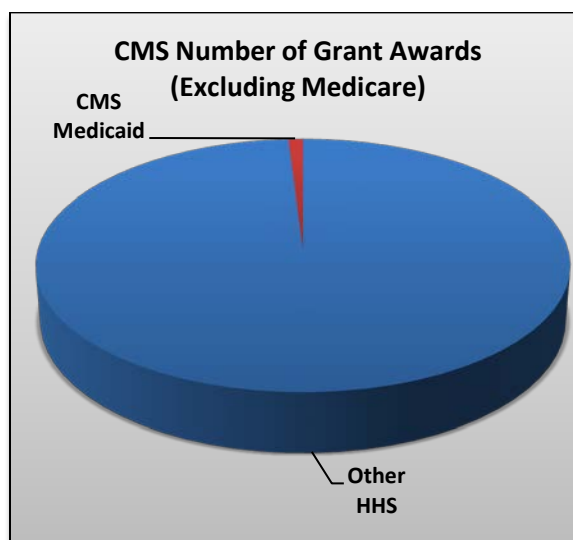
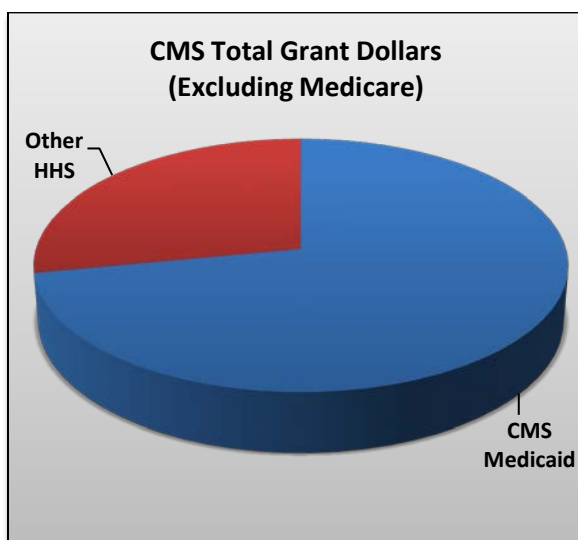
# Centers for Medicare and Medicaid Services [CMS] (continued)

### Top 5 CMS Non-ARRA Programs

CFDA	Program Name	Awards	Dollars (Millions)
93.778	Medical Assistance Program (Medicaid)	213	\$213,180.68
93.767	State Children's Insurance Program (SCHIP)	124	\$10,730.09
93.777	State Survey and Certification of Health Care Providers and Suppliers	525	\$511.57
93.791	Money Follows the Person Rebalancing Demonstration	25	\$107.83
93.768	Medicaid Infrastructure Grants To Support the Competitive Employment of People with Disabilities	43	\$79.93

### All CMS ARRA Programs

CFDA	Program Name	Awards	Dollars (Millions)
93.778	Medical Assistance Program (Medicaid)	208	\$40,141.35
93.720	ARRA - Survey and Certification Ambulatory Surgical Center Healthcare-Associated Infection (ASC-HAI) Prevention Initiative	94	\$9.26



For additional information on CMS programs and funding please visit the CMS website (<http://www.cms.hhs.gov>).

C  
M  
S



## Food and Drug Administration [FDA]

**Mission:** To protect the public health by assuring the safety, effectiveness, and security of human and veterinary drugs, biological products, medical devices, our nation's food supply, cosmetics, and products that give off radiation. The FDA is also responsible for advancing the public health by helping to speed innovations that make medicines and foods more effective, safer, and more affordable; and helping the public get accurate, science-based information they need to use medicines and foods to improve their health.

The Food and Drug Administration (FDA) is a scientific regulatory agency that is responsible for protecting and advancing the public health in the United States; FDA's responsibilities cover a wide range of regulatory activities. FDA decisions affect every American on a daily basis. Annually, consumers spend nearly \$1.5 trillion, or more than 20 percent of all consumer expenditures, on FDA-regulated products.



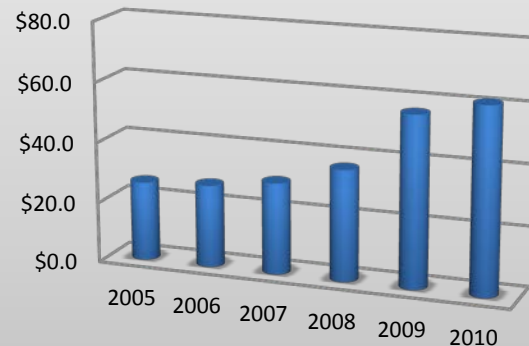
Consumers spend more than 20% of their expenditures on FDA-regulated products.

F  
D  
A

**FDA Total Grant Awards and Dollars**

	Awards	Dollars (Millions)
<b>Totals</b>	<b>196</b>	<b>\$61.45</b>

**Total FDA Grant Dollars in Millions**



**FDA - All Awards**

CFDA	Program Name	Awards	Dollars (Millions)
93.103	Food and Drug Administration Research	166	\$52.13
93.448	Food Safety and Security Monitoring Project	19	\$6.68
93.449	Ruminant Feed Ban Support Project	11	\$2.64

In FY 2010, FDA did not award ARRA-specific grants.

For additional information on FDA programs and funding please visit the FDA website (<http://www.fda.gov>).

# Health Resources and Services Administration [HRSA]

**Mission:** To improve health and achieve health equity through access to quality service, a skilled workforce, and innovative programs.

The Health Resources and Services Administration (HRSA) is the primary federal agency responsible for improving access to healthcare services for people who are uninsured, isolated, or medically vulnerable.

Comprised of six bureaus and 12 offices, HRSA provides leadership and financial support to healthcare providers in every state and U.S. territory. HRSA grantees provide health care to uninsured people, people living with HIV/AIDS, pregnant women, mothers, and children. They train health professionals and improve systems of care in rural communities.



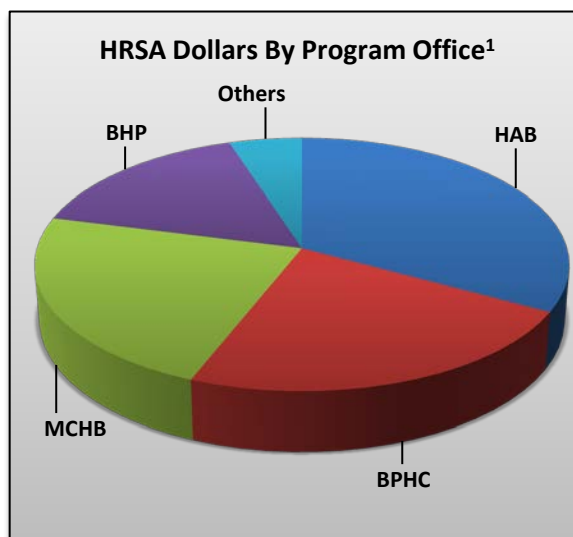
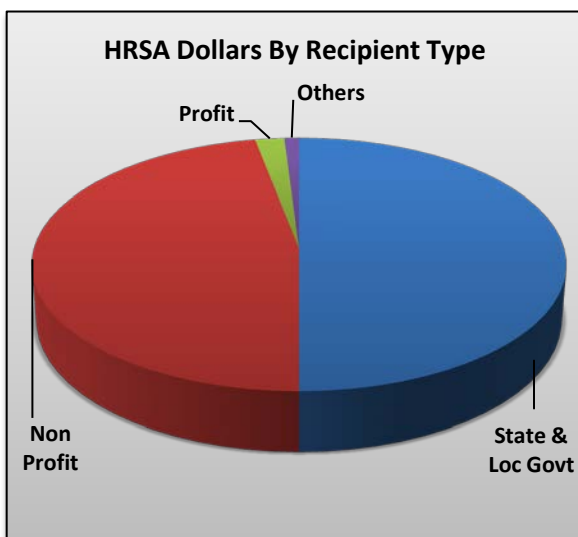
HRSA oversees organ, tissue and bone marrow donation. It supports programs that compensate individuals harmed by vaccination, and maintains databases that protect against health care malpractice, healthcare waste, fraud, and abuse.

HRSA's strategic goals are to:

- Improve Access to Health Care
- Improve Health Outcomes
- Improve the quality of Health Care
- Eliminate Health Disparities
- Improve the Public Health and Healthcare Systems
- Achieve Excellence in Management Practices

**HRSA Total Grant Awards and Dollars**

	Awards	Dollars (Millions)
<b>Totals</b>	<b>7,585</b>	<b>\$7,758.83</b>



H  
R  
S  
A



# Health Resources and Services Administration [HRSA] (continued)

<sup>1</sup>Bureau of Primary Health Care (BPHC); Bureau of HIV/AIDS (HAB);  
Maternal and Child Health Bureau (MCHB); Bureau of Health Professionals (BHP)

### Top 5 HRSA Non-ARRA Programs

CFDA	Program Name	Awards	Dollars (Millions)
93.224	Consolidated Health Centers	1,104	\$1,960.57
93.917	HIV Care Formula Grants	132	\$1228.20
93.914	HIV Emergency Relief Project Grants	60	\$648.29
93.994	Maternal and Child Health Services Block Grant to the States	59	\$551.83
93.255	Children's Hospitals Graduate Medical Education Payment	56	\$301.45

### Top 5 HRSA ARRA Programs

CFDA	Program Name	Awards	Dollars (Millions)
93.703	ARRA - Health Center Integrated Services development Initiative	165	\$608.18
93.411	ARRA - Equipment to Enhance Training in Health Professionals	209	\$50.57
93.403	ARRA Grants for Training in Primary Care Medicine and Dentistry Training and Enhancement	51	\$45.65
93.407	ARRA - Scholarships for Disadvantaged Students	275	\$20.45
93.420	ARRA - Community Health Applied Research Network (CHARN)	5	\$9.95

For additional information on HRSA programs and funding please visit the HRSA website (<http://www.hrsa.gov>).

H  
R  
S  
A



## Indian Health Service [IHS]

**Mission:** *To raise the physical, mental, social, and spiritual health of American Indians and Alaska Natives to the highest level.*

The Indian Health Service (IHS) provides a comprehensive health services delivery system for American Indians and Alaska Natives with opportunity for maximum tribal involvement in developing and managing programs to meet their health needs. IHS currently provides health services to approximately 1.5 million American Indians and Alaska Natives who belong to more than 557 federally recognized tribes in 35 states.

The IHS goal is to ensure that comprehensive, culturally acceptable personal and public health services are available and accessible to all American Indian and Alaska Native people. The foundation of IHS is to uphold the federal government obligation to promote healthy American Indian and Alaska Native people, communities, and cultures and to honor and protect the inherent sovereign rights of tribes.

IHS awarded over \$1.8 billion in comprehensive health services to American Indian and Alaska Native people.

The IHS manages Discretionary and “Compact” awards. Compacts are written agreements consistent with the federal government’s trust responsibility, treaty obligations, and the



*Photo Courtesy of the Indian Health Service/  
U.S. Department of Health and Human Services*

government-to-government relationship between Indian tribes and the United States and may only be amended by mutual agreement of the parties. Compacts are usually awarded with an "indefinite term" per the Indian Self-Determination and Education Assistance under Title V of the statute and therefore intended to be in place in perpetuity. Funding Agreements associated with Title V compacts identify the Programs, Functions, Services, and Activities (PFSAs) or portions thereof that will be assumed by a tribe or tribal organization and the funding that is related to those PFSAs. Each tribe has a sole right to its share of IHS PFSAs. Each tribe chooses whether to receive the funding and each tribe controls the timing of the funding agreement and the retention of the ongoing responsibility for so long as permitted by federal law or until terminated by mutual written agreement, retrocession, or resumption.

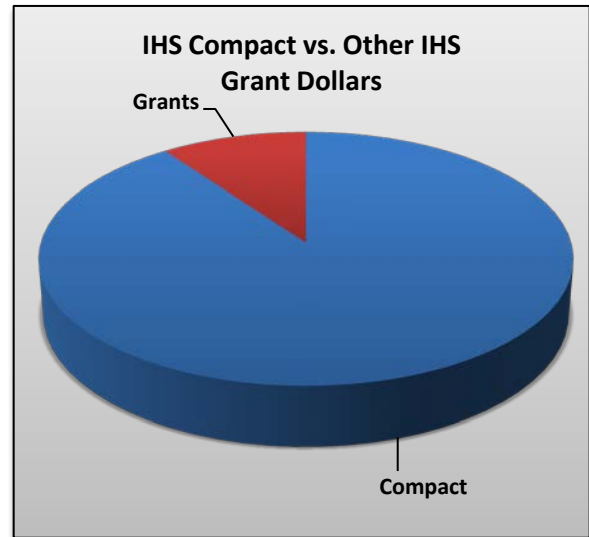


## Indian Health Service [IHS] (continued)

In order to carry out its mission, uphold its foundation, and attain its goal, IHS:

- Assists Indian tribes in developing their health programs through activities such as health management training, technical assistance, and human resource development.
- Assists Indian tribes in coordinating health planning, in obtaining and using health resources available through federal, state, and local programs, and in operating comprehensive healthcare services and health programs.
- Provides comprehensive healthcare services, including hospital and ambulatory medical care, preventive and rehabilitative services, and development of community sanitation facilities.

- Serves as the principal federal advocate in the health field for Indians to ensure comprehensive health services for American Indian and Alaska Native people.



### Top 5 IHS Non-ARRA Programs

CFDA	Program Name	Awards	Dollars (Millions)
93.237	Special Diabetes Program for Indians Prevention and Treatment Projects	361	\$134.34
93.231	Epidemiology Cooperative Agreements	33	\$14.87
93.193	Urban Indian Health Services	46	\$9.62
93.933	Demonstration Projects for Indian Health	64	\$8.64
93.970	Health Professions Recruitment Program for Indians	11	\$3.50

Tribal Grants are also awarded by ACF, NIH and IHS.

### All IHS Non-ARRA Direct Payments

CFDA	Program Name	Awards	Dollars (Millions)
93.210	Tribal Self-Governance Program: IHS Compacts/Funding Agreements	98	\$1,417.33
93.441	Indian Self-Determination	209	\$290.35
93.228	Indian Health Service Health Management Development Program	84	\$104.72

### All IHS ARRA Direct Payments

CFDA	Program Name	Awards	Dollars (Millions)
93.722	ARRA - IHS Tribal Agreements	110	\$14.64
93.933	Demonstration Projects for Indian Health	9	\$2.42

For additional information on IHS programs and funding please visit the IHS website (<http://www.ihs.gov>).

# National Institutes of Health [NIH]

**Mission:** *To seek fundamental knowledge about the nature and behavior of living systems and the application of that knowledge to extend healthy life and reduce the burdens of illness and disability.*

National Institutes of Health (NIH) is the primary federal agency for conducting and supporting medical research. Helping to lead the way toward important medical discoveries that improve people’s health and save lives, NIH investigates ways to prevent disease as well as the causes, treatments, and even cures for common and rare diseases. Comprised of 27 Institutes and Centers, NIH provides leadership and financial support to researchers in every state and throughout the world.

In realizing these goals, NIH provides leadership and direction to programs designed to improve health by conducting and supporting research in: the causes, diagnosis, prevention, and cure of human diseases; the processes of human growth and development; the biological effects of environmental contaminants; the understanding of mental, addictive and physical disorders; and by directing programs for the collection, dissemination, and exchange of information in medicine and health, including the development and support of medical libraries and the training of medical librarians and other health information specialists.

NIH awarded nearly \$27 billion in support of its mission to extend healthy life and reduce the burdens of illness and disability.



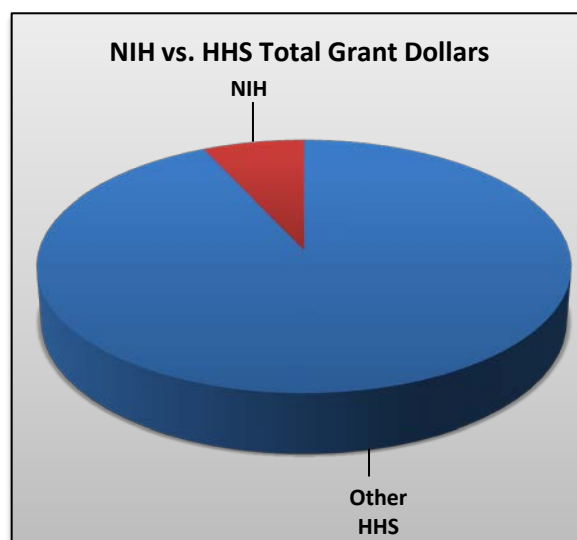
The goals of NIH are to:

- Foster fundamental creative discoveries, innovative research strategies, and their applications as a basis to significantly advance the Nation's capacity to protect and improve health;
- Develop, maintain, and renew scientific human and physical resources that will assure the Nation's capability to prevent disease;
- Expand the knowledge base in medical and associated sciences in order to enhance the Nation's economic well-being and ensure a continued high return on the public investment in research; and
- Exemplify and promote the highest level of scientific integrity, public accountability, and social responsibility in the conduct of science.

N  
I  
H

**NIH Total Grant Awards and Dollars**

	Awards	Dollars (Millions)
<b>Totals</b>	<b>63,032</b>	<b>\$26,904.80</b>





## National Institutes of Health [NIH] (continued)

### NIH Grant Programs By Institute

Institute	Number of Programs	Awards	Dollars (Millions)
Center For Drug Evaluation and Research, NIH	4	424	\$112.89
Fogarty International Center	3	495	\$101.06
National Cancer Institute	23	8,178	\$3,571.13
National Center For Research Resources	10	1,828	\$2,473.08
National Center on Minority Health and Health Disparities	2	318	\$223.40
National Eye Institute	4	1,747	\$666.94
National Heart, Lung, & Blood Institute	15	6,716	\$2,863.27
National Human Genome Research Institute	4	541	\$511.92
National Institute of Allergy & Infectious Diseases	11	7,065	\$3,249.27
National Institute of Arthritis & Musculoskeletal & Skin Diseases	3	1,685	\$526.81
National Institute of Child Health and Human Development	15	3,588	\$1,139.20
National Institute of Dental and Craniofacial Research	4	1,138	\$367.15
National Institute of Diabetes & Digestive & Kidney Diseases	8	5,992	\$1,838.12
National Institute of Environmental Health Sciences	8	1,289	\$516.61
National Institute of General Medical Sciences	10	6,640	\$2,109.48
National Institute of Mental Health	9	3,976	\$1,397.83
National Institute of Neurological Disorders and Stroke	16	4,642	\$1,589.04
National Institute of Nursing Research	4	550	\$149.91
National Institute on Aging	9	2,530	\$1,127.76
National Institute on Alcohol Abuse and Alcoholism	10	1,297	\$407.09
National Institute on Deafness and Other Communication Disorders	4	1,366	\$361.42
National Institute on Drug Abuse	7	2,778	\$981.28
National Institute of Biomedical Imaging & Bioengineering	3	954	\$323.73
National Library of Medicine	5	265	\$103.30
Office Of The Director, NIH	2	143	\$192.99

### Top 5 NIH Non-ARRA Programs

CFDA	Program Name	Awards	Dollars (Millions)
93.855	Allergy, Immunology and Transplantation Research	5,051	\$2,596.10
93.837	Heart and Vascular Diseases Research	5,587	\$ 2,403.76
93.859	Pharmacology, Physiology, and Biological Chemistry	5,577	\$1,908.07
93.847	Diabetes, Endocrinology and Metabolism Research	4,271	\$1,533.34
93.853	Extramural Research Programs in the Neurosciences	3,885	\$1,341.15

### All NIH ARRA Programs

CFDA	Program Name	Awards	Dollars (Millions)
93.701	Trans-NIH Recovery Act Research Support	8,756	\$3,887.14
93.702	National Center for Research Resources Recovery Act Construction Support	140	\$744.40

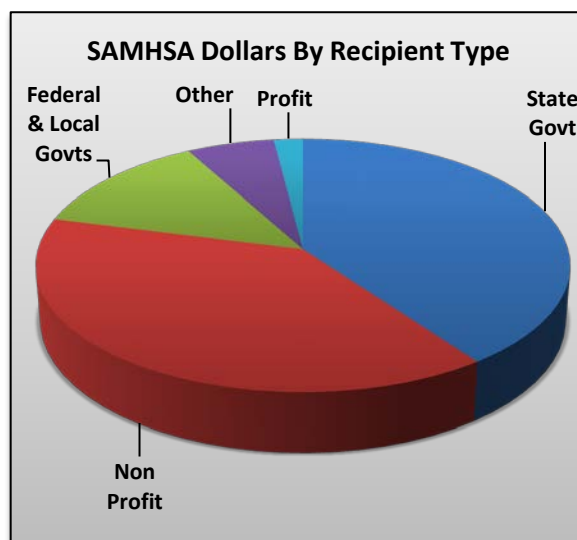
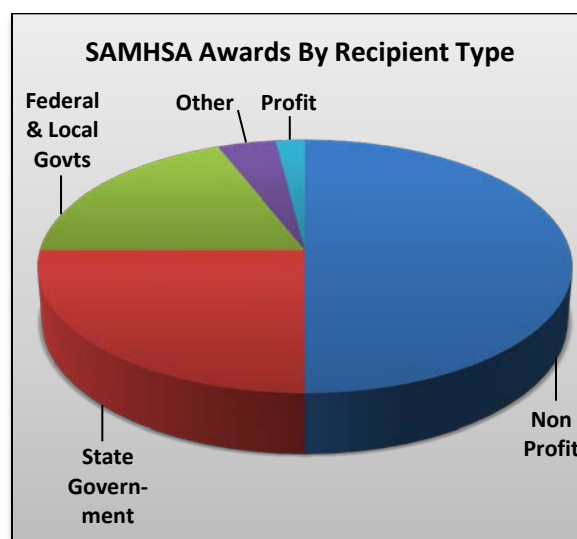
For additional information on NIH programs and funding please visit the NIH website (<http://www.nih.gov>).

# Substance Abuse and Mental Health Services Administration [SAMHSA]

**Mission:** To build resilience and facilitate recovery for people with or at risk for substance abuse and mental illness.

The Substance Abuse and Mental Health Services Administration (SAMHSA) provides leadership and national focus to reduce national health problems resulting from substance abuse, and to foster improvements in the mental health of Americans through increased knowledge and the advancement of effective strategies for dealing with these health problems.

SAMHSA supports programs, policy, and knowledge development about substance abuse prevention, addiction treatment, and mental health services. SAMHSA programs translate research to practice — bringing new science-based knowledge to community-based services for people with or at risk for mental and substance abuse disorders. SAMHSA will be at the forefront to promote a life in the community for everyone with or at risk for mental and substance abuse disorders and an opportunity for a fulfilling life that includes a job, a home, and meaningful relationships with family and friends.



**SAMHSA Total Grant Awards and Dollars**

	Awards	Dollars (Millions)
Totals	3,036	\$3,113.60

S  
A  
M  
H  
S  
A



# Substance Abuse and Mental Health Services Administration [SAMHSA] (continued)

## Top 5 SAMHSA Non-ARRA Programs

CFDA	Program Name	Awards	Dollars (Millions)
93.959	Block Grants for Prevention and Treatment of Substance Abuse	60	\$1,708.66
93.243	Substance Abuse and Mental Health Services: Projects of Regional and National Significance	1,521	\$629.96
93.958	Block Grants for Community Mental Health Services	59	\$399.73
93.275	Substance Abuse and Mental Health Services-Access to Recovery	31	\$94.78
93.104	Comprehensive Community Mental Health Services for Children with Serious Emotional Disturbances (SED)	66	\$87.74

In FY 2010, SAMHSA did not award ARRA-specific grants.

For additional information on SAMHSA programs and funding please visit the SAMHSA website (<http://www.samhsa.gov>)

S  
A  
M  
H  
S  
A



# Office of the Secretary [OS] (Continued)

## Office of the Secretary Overview

The six subdivisions of the Office of the Secretary that provide grant support are; Assistant Secretary for Planning and Evaluation (ASPE), Assistant Secretary for Preparedness and Response (ASPR), Office of Consumer

Information and Insurance Oversight (OCIO), Office of Global Health Affairs (OGHA), Office of the National Coordinator for Health Information Technology (ONC), and Office of Public Health and Science (OPHS).

### The Assistant Secretary for Planning and Evaluation (ASPE)

**Mission:** *The Assistant Secretary for Planning and Evaluation (ASPE) advises the Secretary of the Department of Health and Human Services on policy development, ASPE leads special initiatives, coordinates the Department's evaluation, research and demonstration activities, and manages cross-Department planning activities such as strategic planning, legislative planning, and review of regulations. Integral to this role, ASPE conducts research and evaluation studies, develops policy analyses, and estimates the cost and benefits of policy alternatives under consideration by the Department or Congress.*



**Organization:** ASPE, within the Office of the Secretary, is organized into five principal offices and several smaller ones. Each of the major offices is headed by a Deputy Assistant Secretary.

ASPE Total Grant Awards and Dollars

	Awards	Dollars (Millions)
<b>Totals</b>	<b>10</b>	<b>\$3.25</b>

ASPE – All Awards

CFDA	Program Name	Awards	Dollars (Millions)
93.239	Policy Research And Evaluation Grants	10	\$3.25

In FY 2010, OS/ASPE did not award ARRA-specific grants.

For additional information on ASPE programs and funding please visit the ASPE website (<http://www.aspe.hhs.gov>).



## Office of the Secretary [OS] (continued)

### Office of the Secretary Overview (continued)

#### The Assistant Secretary for Preparedness and Response (ASPR)

**Mission:** To facilitate coordination of interagency activities between HHS, other federal departments, agencies, offices, and state and local officials responsible for emergency preparedness. To support and enhance the protection of civilian population from acts of bioterrorism and other public health emergencies.



**Organization:** ASPR, within the Office of the Secretary, focuses its efforts on promoting community preparedness and prevention: building public health partnerships with federal departments and agencies, academic institutions and private sector partners; and coordinating federal public health and medical response capability. ASPR is comprised of five components, of which three award grants.

#### ASPR Total Grant Awards and Dollars

	Awards	Dollars (Millions)
<b>Totals</b>	<b>98</b>	<b>\$434.58</b>

#### ASPR All Awards

CFDA	Program Name	Awards	Dollars (Millions)
93.889	National Bioterrorism Hospital Preparedness Program	67	\$420.58
93.360	Biomedical Advanced Research and Development Authority (BARDA), Bio defense Medical Countermeasure Development	5	\$10.21
93.089	Emergency System for Advance Registration of Volunteer Health Professionals	26	\$3.79

In FY 2010, OS/ASPR did not award ARRA-specific grants.

For additional information on ASPR programs and funding please visit the ASPR website (<http://www.hhs.gov/aspr/>).

O  
S

## Office of the Secretary [OS] (continued)

### Office of the Secretary Overview (continued)

#### **The Office of Global Health Affairs (OGHA)**

**Mission:** To promote the health of people of the world by advancing the Department of Health and Human Services' global strategies and partnerships, thus serving the health and well-being of the people of the United States.

**Organization:** OGHA, within the Office of the Secretary, represents the Department to other governments, other federal departments and agencies, international organizations, and the private sector on international and refugee health issues.



#### **OGHA Total Grant Awards and Dollars**

	Awards	Dollars (Millions)
<b>Totals</b>	<b>5</b>	<b>\$6.41</b>

#### **OGHA - All Awards**

CFDA	Program Name	Awards	Dollars (Millions)
93.016	OGHA Coop Agreement To Provide TA to Physicians at Rabia Balkhi Women's Hospital in Kabul	4	\$4.95
93.018	Strengthening Public Health Services at the Outreach Of the U.S.-Mexico Border Health Commission	1	\$1.46

In FY 2010, OS/OGHA did not award ARRA-specific grants.

For additional information on OGHA programs and funding please visit the OGHA website (<http://www.globalhealth.gov>).

## Office of the Secretary Overview (continued)

### The Office of Consumer Information and Insurance Oversight (OCIIO)

**Mission:** Provide leadership for implementing the provisions of the health reform bill that address private health insurance.

**Organization:** The Office of Consumer Information and Insurance Oversight (OCIIO) is charged with helping implement many provisions of the Affordable Care Act, the historic health reform bill that was signed into law March 23, 2010. OCIIO oversees the implementation of the provisions related to private health insurance.



#### OCIIO Total Grant Awards and Dollars

	Awards	Dollars (Millions)
<b>Totals</b>	<b>95</b>	<b>\$94.78</b>

#### OCIIO - All Awards

CFDA	Program Name	Awards	Dollars (Millions)
93.511	ACA Grants to States for Health Insurance Premium Reviews	46	\$46.00
93.525	American Health Benefit Exchange State Planning Grants	49	\$48.78

In FY 2010, OS/OCIIO did not award ARRA-specific grants.

## Office of the Secretary [OS] (continued)

### Office of the Secretary Overview (continued)

#### **The Office of Public Health and Science (OPHS)**

**Mission:** To provide leadership to the Nation on public health and science and promote, protect and improve the Nation's health.

**Organization:** OPHS, within the Office of the Secretary, is led by the Assistant Secretary for Health (ASH) and consists of 11 program offices.



#### **OPHS Total Grant Awards and Dollars**

	Awards	Dollars (Millions)
<b>Total</b>	<b>519</b>	<b>\$521.83</b>

#### **Top 5 OPHS Non-ARRA Programs**

CFDA	Program Name	Awards	Dollars (Millions)
93.217	Family Planning: Services	91	\$292.48
93.297	Teenage Pregnancy Prevention Program	94	\$90.17
93.500	Pregnancy Assistance Fund Program	17	\$24.00
93.004	Cooperative Agreements to Improve the Health Status of Minority Populations	26	\$17.64
93.137	Community Programs to Improve Minority Health Grant Program	27	\$15.16

In FY 2010, OS/OPHS did not award ARRA specific grants.

For additional information on OPHS programs and funding please visit the OPHS website (<http://www.hhs.gov/ophs/>).



## Office of the Secretary Overview (continued)

### The Office of the National Coordinator for Health Information Technology (ONC)

**Mission:** ONC is the principal Federal entity charged with coordination of nationwide efforts to implement and use the most advanced health information technology and the electronic exchange of health information. The position of National Coordinator was created in 2004, through an Executive Order, and legislatively mandated in the Health Information Technology for Economic and Clinical Health Act (HITECH Act) of 2009.

**Organization:** ONC's mission includes promoting development of a nationwide Health IT infrastructure that allows for electronic use and exchange of information that:

- Ensures secure and protected patient health information
- Improves health care quality
- Reduces health care costs
- Informs medical decisions at the time/place of care
- Includes meaningful public input in infrastructure development
- Improves coordination of care and information among hospitals, labs, physicians, etc.
- Improves public health activities and facilitates early identification/rapid response to public health emergencies
- Facilitates health and clinical research



- Promotes early detection, prevention, and management of chronic diseases
- Promotes a more effective marketplace
- Improves efforts to reduce health disparities
- Providing leadership in the development, recognition, and implementation of standards and the certification of Health IT products;
- Health IT policy coordination;
- Strategic planning for Health IT adoption and health information exchange; and
- Establishing governance for the Nationwide Health Information Network.

#### ONC Total Grant Awards and Dollars

	Awards	Dollars (Millions)
<b>Total</b>	<b>145</b>	<b>\$1,570.47</b>

#### All ONC Awards

CFDA	Program Name	Awards	Dollars (Millions)
93.239	Policy Research and Evaluation Grants	1	\$0.40
93.718	ARRA - Health Information Technology Extension Program	62	\$676.63
93.719	ARRA - Health Information Technology Extension Program	56	\$547.70
93.721	ARRA - Health Information Tech Professionals in Health Care	5	\$35.72
93.727	ARRA - Health Information Technology - Beacon Communities	17	\$249.99
93.728	ARRA - Strategic Health IT Advanced Research Projects	4	60.00





## ***Appendices: Additional Data Tables***

This appendix contains detailed data that has been summarized in the main body of this report. The following tables are presented in this appendix:

**A-1 Top Fifty Discretionary Grant Recipients**

**A-2 Top Fifty HHS Grants**

**A-3 HHS ARRA Programs**



## A-1 Top Fifty Discretionary Grant Recipients

Top Fifty Discretionary Grant Recipients

Rank	Recipient Name	Number of Awards	Dollars (Millions)	% Total Discretionary Dollars
1	University of California	4,908	\$2,169.17	3.89
2	Johns Hopkins University	1,584	\$745.69	1.34
3	University of Texas	1,907	\$742.01	1.33
4	University of Washington	1,304	\$696.77	1.25
5	Columbia University	1,001	\$604.04	1.08
6	University of Michigan	1,355	\$596.27	1.07
7	University of Pennsylvania	1,419	\$595.79	1.07
8	Harvard University	887	\$539.83	0.97
9	University of Pittsburgh	1,316	\$526.94	0.94
10	Duke University	968	\$463.29	0.83
<b>Top 10</b>		<b>16,649</b>	<b>\$7,679.80</b>	<b>13.77</b>
11	University of North Carolina	1,095	\$458.27	0.82
12	Washington University	1,017	\$455.23	0.82
13	Yale University	1,105	\$445.40	0.80
14	Stanford University	980	\$428.26	0.77
15	Massachusetts General Hospital	913	\$408.19	0.73
16	Vanderbilt University	949	\$400.43	0.72
17	Brigham & Women's Hospital	763	\$366.07	0.65
18	Health Research, Inc.	224	\$352.95	0.63
19	Emory University	818	\$337.23	0.60
20	University of Wisconsin	842	\$330.76	0.60
21	University of Minnesota	807	\$329.49	0.59
22	California Dept. of Public Health	35	\$295.25	0.53
23	University of Colorado	788	\$293.57	0.53
24	University of Maryland	721	\$285.77	0.51
25	Florida State Department of Health	60	\$283.69	0.51
<b>Top 25</b>		<b>27,766</b>	<b>\$13,150.36</b>	<b>23.58</b>

These totals are reflective of the Millions.

## A-1 Top Fifty Discretionary Grant Recipients (continued)

Top Fifty Discretionary Grant Recipients (continued)

Rank	Recipient Name	Number of Awards	Dollars (Millions)	% Total Discretionary Dollars
26	Mount Sinai School Of Medicine	529	\$279.71	0.50
27	University of Illinois	761	\$277.61	0.50
28	University of Alabama	685	\$274.66	0.49
29	Baylor College of Medicine	590	\$259.17	0.46
30	University of Southern California	462	\$257.49	0.46
31	Scripps Research Institute	497	\$253.37	0.45
32	Mayo Clinic	498	\$249.53	0.45
33	Oregon Health & Science University	584	\$242.43	0.43
34	University of Massachusetts	565	\$239.05	0.43
35	Fred Hutchinson Cancer Research Center	302	\$237.31	0.43
36	University of Chicago	586	\$236.76	0.42
37	University of Rochester	604	\$224.93	0.40
38	Los Angeles County Office of Education	4	\$223.18	0.40
39	University of Iowa	544	\$222.66	0.40
40	Cornell University	597	\$215.12	0.39
41	Indiana University	569	\$207.81	0.37
42	New York University Medical Center	436	\$205.42	0.37
43	Albert Einstein College of Medicine of YESHIVA UNIV	404	\$203.73	0.37
44	GA ST DEPT OF COMMUNITY HEALTH	56	\$201.83	0.36
45	Texas State Department of Health	14	\$201.74	0.36
46	Case Western Reserve University	504	\$197.10	0.35
47	New York City Department of Health	29	\$195.41	0.35
48	Univ. of Texas Cancer Center, M. D. Anderson Hospital	427	\$191.69	0.34
49	New York City Agency for Child Development	1	\$191.37	0.34
50	Boston University	475	\$191.08	0.34
<b>Total</b>		<b>34,489</b>	<b>\$18,830.52</b>	<b>33.74</b>

These totals are reflective of the Millions.



## A-2 Top Fifty HHS Grants

### Top Fifty HHS Grants

Rank	CFDA	Program Name	OPDIV	Number of Awards	Dollars (Millions)
1	93.778	Medical Assistance Program (Medicaid)	CMS	219	\$253,322.04
2	93.558	Temporary Assistance for Needy Families (TANF)	ACF	118	\$16,809.98
3	93.767	State Children's Insurance Program (SCHIP)	CMS	124	\$10,730.10
4	93.600	Head Start	ACF	1,779	\$7,044.06
5	93.568	Low-Income Home Energy Assistance (LIHEAP)	ACF	284	\$5,100.05
6	93.596	Child Care Mandatory and Matching Funds of the Child Care and Development Fund	ACF	343	\$5,016.90
7	93.658	Foster Care: Title IV-E	ACF	60	\$4,462.78
8	93.714	ARRA - Emergency Contingency Fund for Temporary Assistance for Needy Families (TANF) State Programs	ACF	138	\$4,383.30
9	93.701	Trans-NIH Recovery Act Research Support	NIH	9,453	\$3,887.15
10	93.563	Child Support Enforcement (CSE)	ACF	180	\$3,604.01
11	93.855	Allergy, Immunology and Transplantation Research	NIH	5,471	\$2,596.11
12	93.659	Adoption Assistance	ACF	55	\$2,436.74
13	93.837	Heart and Vascular Diseases Research	NIH	6,034	\$2,403.77
14	93.224	Consolidated Health Centers	HRSA	1,104	\$1,960.57
15	93.859	Biomedical Research and Research Training	NIH	5,860	\$1,908.07
16	93.959	Block Grants for Prevention and Treatment of Substance Abuse	SAMHSA	60	\$1,708.66
17	93.667	Social Services Block Grant (SSBG)	ACF	57	\$1,700.00
18	93.847	Diabetes, Endocrinology and Metabolism Research	NIH	4,574	\$1,533.35
19	93.210	Tribal Self-Governance Program: IHS Compacts/Funding Agreements	IHS	98	\$1,417.33
20	93.853	Extramural Research Programs in the Neurosciences and Neurological Disorders	NIH	4,172	\$1,341.16
21	93.917	HIV Care Formula Grants	HRSA	132	\$1,228.20
22	93.389	National Center for Research Resources	NIH	1,142	\$1,191.84
23	93.242	Mental Health Research Grants	NIH	3,691	\$1,186.44
24	93.709	ARRA - Early Head Start	ACF	551	\$1,039.47
25	93.865	Child Health and Human Development Extramural Research	NIH	2,979	\$928.36

These totals are reflective of the Millions.

## A-2 Top Fifty HHS Grants (continued)

Top Fifty HHS Grants (continued)

Rank	CFDA	Program Name	OPDIV	Number of Awards	Dollars (Millions)
26	93.283	Centers for Disease Control and Prevention Investigations and Technical Assistance	CDC	1,130	\$911.03
27	93.866	Aging Research	NIH	2,292	\$892.71
28	93.067	Global AIDS	CDC	487	\$818.67
29	93.279	Drug Abuse and Addiction Research Programs	NIH	2,466	\$817.69
30	93.393	Cancer Cause and Prevention Research	NIH	2,368	\$780.27
31	93.069	Public Health Emergency Preparedness	CDC	174	\$778.04
32	93.702	National Center for Research Resources Recovery Act Construction Support	NIH	140	\$744.41
33	93.395	Cancer Treatment Research	NIH	1,559	\$734.88
34	93.569	Community Services Block Grant (CSBG)	ACF	167	\$695.56
35	93.718	ARRA - Health Information Technology Extension Program	DHHS/OS	62	\$676.64
36	93.045	Special Programs for the Aging-Title III, Part C-Nutrition Services	AOA	74	\$653.71
37	93.914	HIV Emergency Relief Project Grants	HRSA	60	\$648.30
38	93.243	Substance Abuse and Mental Health Services: Projects of Regional and National Significance	SAMHSA	1,805	\$629.97
39	93.703	ARRA - Health Center Integrated Services development Initiative	HRSA	165	\$608.18
40	93.397	Cancer Centers Support Grants	NIH	284	\$571.82
41	93.867	Vision Research	NIH	1,516	\$564.98
42	93.994	Maternal and Child Health Services Block Grant to the States	HRSA	59	\$551.84
43	93.719	ARRA - State Grants to Promote Health Information Technology	DHHS/OS	56	\$547.70
44	93.396	Cancer Biology Research	NIH	1,670	\$543.91
45	93.712	ARRA - Immunization	CDC	148	\$536.76
46	93.310	Trans-NIH Research Support	NIH	800	\$533.42
47	93.777	State Survey and Certification of Health Care Providers and Suppliers (Title XVIII) Medicare	CMS	525	\$511.58
48	93.708	ARRA - Head Start	ACF	510	\$441.41
49	93.889	National Bioterrorism Hospital Preparedness Program	DHHS/OS	67	\$420.58
50	93.846	Arthritis, Musculoskeletal and Skin Diseases Research	NIH	1,546	\$420.24

These totals are reflective of the Millions.



## A-3 HHS ARRA Programs

This table presents the top 30 ARRA grants programs awarded by HHS during FY 2010. As shown, the Medicaid Medical Assistance Program obtained the most funds, receiving almost 8 times more than the next ranking program. In total, HHS awarded \$56 billion in ARRA grant dollars.

**Top 30 ARRA Grant Programs Dollars Awarded by HHS During FY 2010**

Rank	CFDA	Program Name	OPDIV	Number of Awards	Dollars (Millions)
1	93.778	Medical Assistance Program (Medicaid)	CMS	208	\$40,141.36
2	93.714	ARRA - Emergency Contingency Fund for Temporary Assistance for Needy Families (TANF) State Programs	ACF	138	\$4,383.30
3	93.701	Trans-NIH Recovery Act Research Support	NIH	9,444	\$3,887.15
4	93.563	Child Support Enforcement (CSE)	ACF	56	\$1,258.95
5	93.709	ARRA - Early Head Start	ACF	551	\$1,039.47
6	93.702	National Center for Research Resources Recovery Act Construction Support	NIH	140	\$744.41
7	93.718	ARRA - Health Information Technology Extension Program	DHHS/OS	62	\$676.64
8	93.703	ARRA - Health Center Integrated Services development Initiative	HRSA	165	\$608.18
9	93.719	ARRA - State Grants to Promote Health Information Technology	DHHS/OS	56	\$547.70
10	93.712	ARRA - Immunization	CDC	145	\$534.41
11	93.708	ARRA - Head Start	ACF	510	\$441.41
12	93.716	ARRA - Temporary Assistance for Needy Families (TANF) Supplemental Grants	ACF	17	\$319.45
13	93.727	ARRA - Health Information Technology - Beacon Communities	DHHS/OS	17	\$250.00
14	93.658	Foster Care: Title IV-E	ACF	53	\$213.67
15	93.659	Adoption Assistance	ACF	55	\$213.10
16	93.715	ARRA - Research on Healthcare Comparative Effectiveness	AHRQ	56	\$200.13
17	93.728	ARRA - Strategic Health IT Advanced Research Projects (SHARP)	DHHS/OS	4	\$60.00
18	93.411	ARRA - Equipment to Enhance Training in Health Professionals	HRSA	209	\$50.57
19	93.403	ARRA Grants for Training in Primary Care Medicine and Dentistry Training and Enhancement	HRSA	51	\$45.66
20	93.721	ARRA - Health Information Technology Professionals in Health Care	DHHS/OS	5	\$35.73
21	93.725	ARRA - Communities Putting Prevention to Work: Chronic Disease Self-Management Program	AOA	47	\$27.00
22	93.407	ARRA - Scholarships for Disadvantaged Students	HRSA	275	\$20.46
23	93.722	ARRA - Indian Health Service Tribal Agreements	IHS	109	\$14.56
24	93.420	ARRA - Community Health Applied Research Network (CHARN)	HRSA	5	\$9.95
25	93.720	ARRA - Survey and Certification Ambulatory Surgical Center Healthcare-Associated Infection (ASC-HAI) Prevention Initiative	CMS	94	\$9.27
26	93.404	ARRA- Dental Public Health Residency Training Grants	HRSA	8	\$6.65
27	93.408	ARRA - Nurse Faculty Loan Repayment	HRSA	52	\$6.54
28	93.710	ARRA - Community Services Block Grants	ACF	59	\$6.08
29	93.402	ARRA - State Loan Repayment Program	HRSA	14	\$4.57
30	93.419	ARRA - Maternal and Child Health Pediatric Research Network Program	HRSA	1	\$3.50

These totals are reflective of the Millions.