

# Directions to: Consulate General Frankfurt

Gießener Straße 30  
60435 Frankfurt am Main



## With an Auto:

- [A66 – Wiesbaden direction Frankfurt](#)
- [A5 – Kassel direction Basel](#)
- [A5 – Basel direction Kassel](#)

## With Public Transportation

- [Subway \(U-Bahn\) – U5](#)

## Visitor Information:

- [Entry Regulations and Forbidden Items](#)

## Please Note:

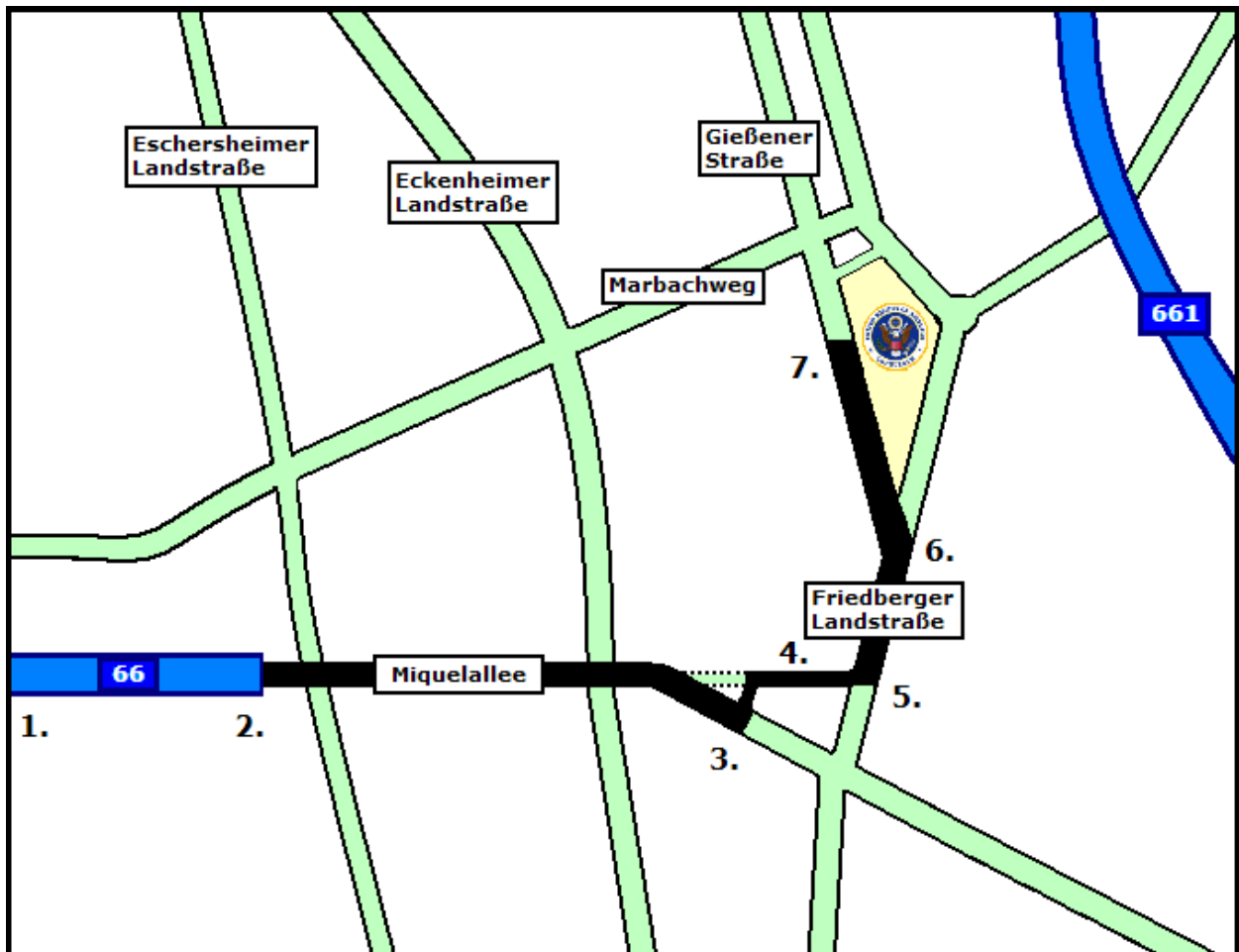
### Parking:

Parking at the Consulate is very limited.

A park-and-ride parking garage with 110 slots is located in Frankfurt-Preungesheim next to the exit from A 661 and the subway stop Preungesheim.

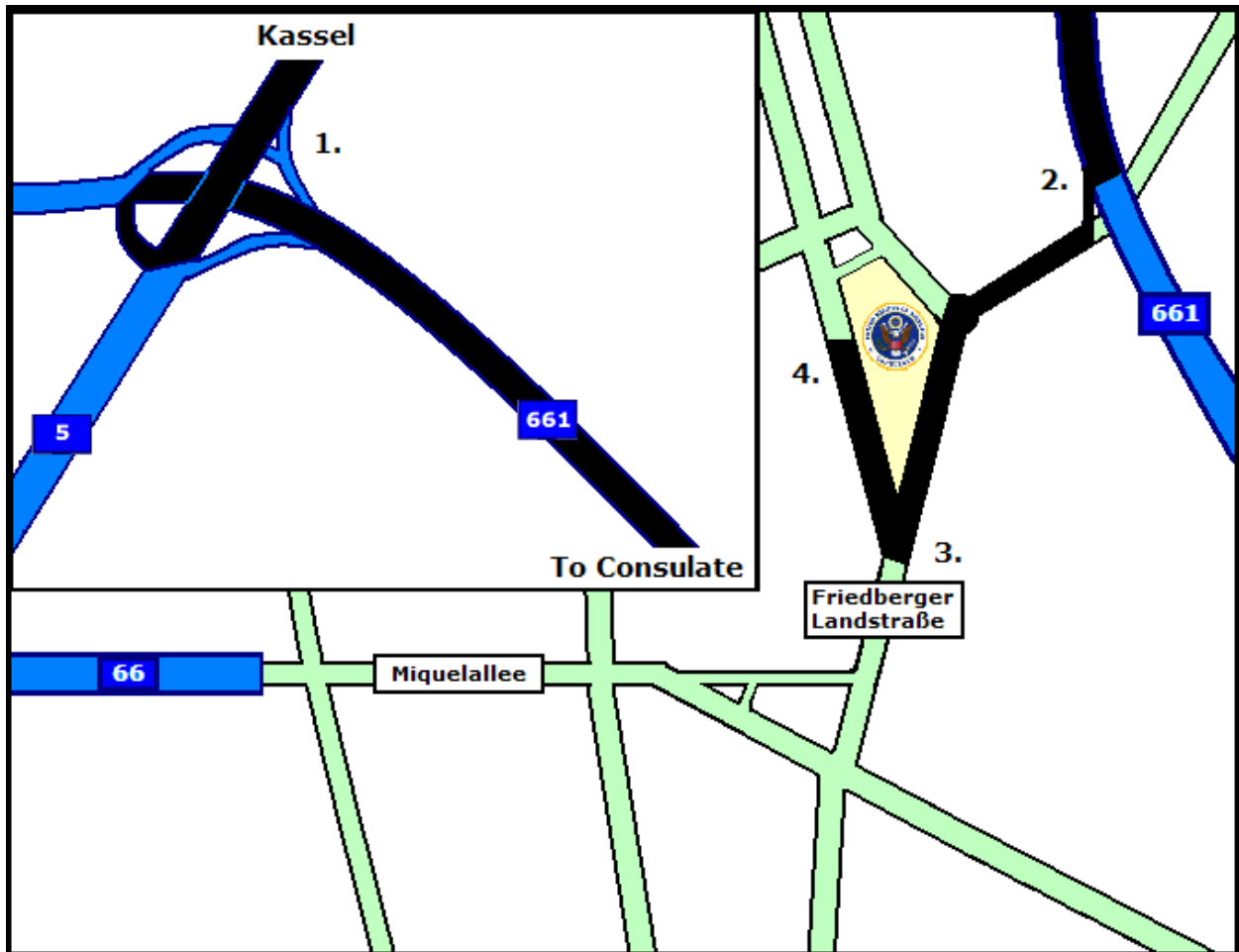
## From A66 (Wiesbaden direction Frankfurt)

1. Follow A66 into Frankfurt (Autobahn will turn into Miquelallee/Adickesallee)
2. Stay on Miquelallee/Adickesallee for ca. 1 kilometer
3. Turn left on Richard-Wagner-Straße (Follow road signs direction "Friedberg")
4. Follow Richard-Wagner-Straße until the "T" Junction
5. Turn left on Friedberger Landstraße - Stay in the far left lane
6. After ca 0.6 kilometer turn left on Gießener Straße.
7. The Consulate can be found in 500 meters on the right hand side of the road.



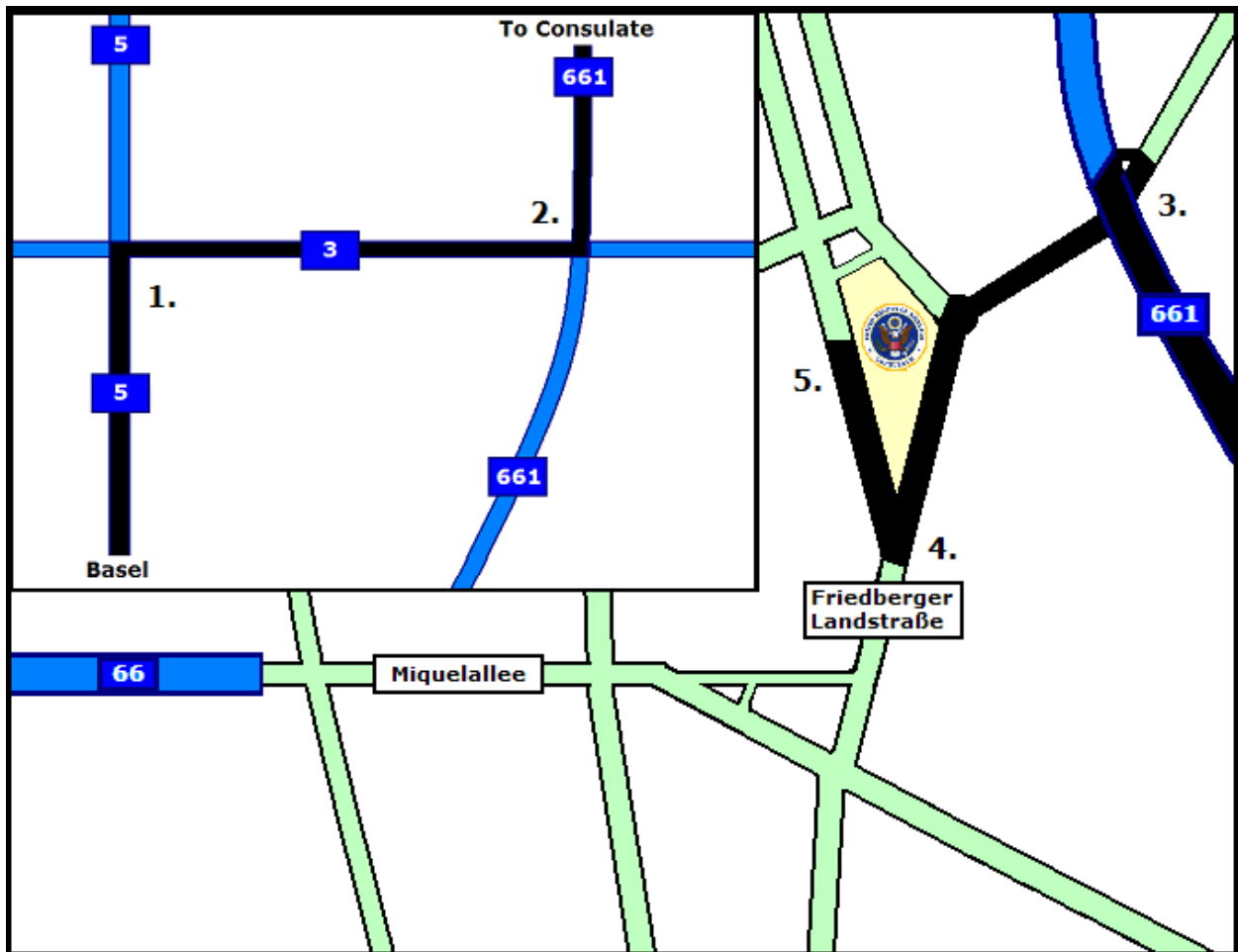
## From A5 (Kassel direction Basel)

1. Take exit 17-Bad Homburger Kreuz to merge onto A661 direction Offenbach
2. Take exit 9-Frankfurt a. Main-Friedberger Landstraße (direction Frankfurt/B3)
3. After ca 1.2 kilometers turn right on Gießener Straße.
4. The Consulate can be found in 500 meters on the right hand side of the road.



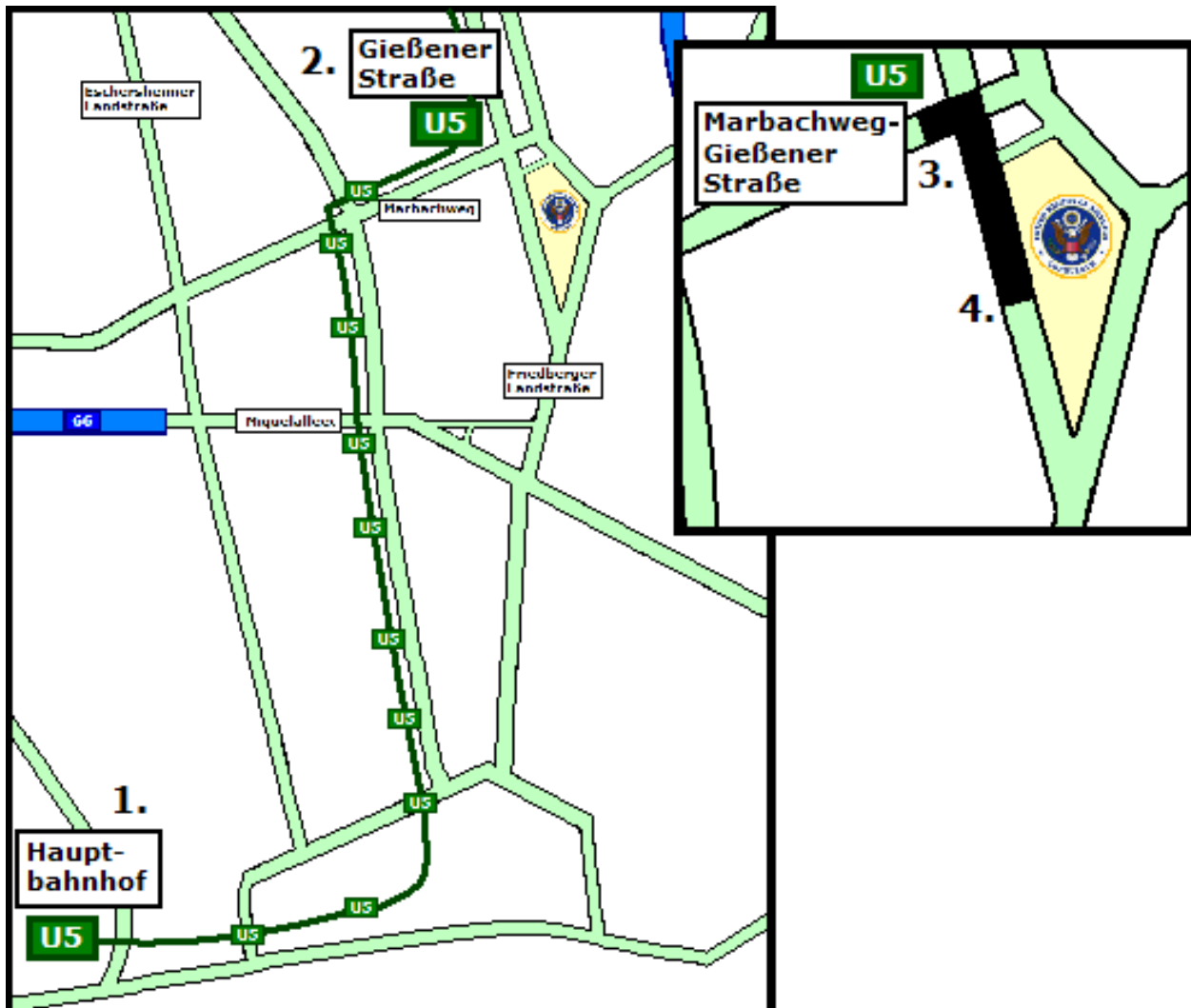
## From A5 (Basel direction Kassel)

1. Take exit 22-Frankfurter Kreuz to merge onto A3 toward München/Würzburg/Offenbach/F-Süd
2. Take exit 52-Offenbacher Kreuz to merge onto A661 toward Bad Homburg
3. Take exit 9-Frankfurt a. Main-Friedberger Landstraße (direction Frankfurt/B3)
4. After ca 1.2 kilometers turn right on Gießener Straße.
5. The Consulate can be found in 500 meters on the right hand side of the road.



## With U-Bahn - U5 (from Hauptbahnhof – Main train station)

1. Take the U5 train from the Hauptbahnhof direction Preungesheim
2. Stay on the train (roughly 20 minutes) until the station “Gießener Straße” (the 11<sup>th</sup> stop)
3. After you exit the train walk to the corner of Marbachweg and Gießener Straße (there are 2 flower stores on the corner)
4. Take a right and walk ca. 400 meters to the entrance of the Consulate.



## Entry Regulations and Forbidden Items



### Security Notice



In today's world thorough security screening at all of our public entrances has become necessary in order to guarantee the safety of both our visitors and employees. We are aware that many people find this process - which is, in fact, **very similar to that performed at any airport or federal building in the U.S.** - intrusive and unpleasant, but we can assure you that every effort is made by our guards to screen visitors as quickly and politely as possible. We ask our guards to exercise patience and tact when dealing with visitors, a task which can be greatly alleviated by the cooperation and understanding of the visitors themselves.

To facilitate and speed up your entry into the Embassy/Consulate we recommend you bring no baggage. Exceptions may be made for adults accompanying small children, who may need diaper bags. Persons with large suitcases or rucksacks will not be admitted. If you are coming by train, you may wish to leave your luggage in one of the train station lockers.

**Once you enter the screening area, you should be prepared to remove from your person all metallic items and put them in a box for screening, together with your coat/jacket, belt, handbag/rucksack/briefcase, etc.**

The following items are **PROHIBITED** and cannot be brought on to the premises. Persons carrying any of the items mentioned below will be denied entry to Embassy/Consulate facilities as long as the items are in their possession and will be asked to dispose of them. We suggest therefore that **all such items be left either at home, in a locked car, or with a friend or relative who remains outside the premises.** Your cooperation will help to ensure everyone's safety and also guarantee that you will be on the premises as expeditiously as possible for your appointment.

**While the majority of these articles are obvious security risks, they also include some commonplace items.**

**ELECTRICAL, ELECTRONIC or BATTERY-OPERATED ITEMS** – including, **but not limited to:** cellular telephones, computers, laptops, music playback devices such as Walkman, CD, DVD, MP3, iPods, palm pilots, USB sticks, cameras, video cameras, calculators, hairdryers and shavers, game boys, electric toys, etc.

**FIREARMS AND EDGED WEAPONS** - Including replica or non-firing weapons, blank or starter pistols, tear gas pistols, and stun guns; knives of all kinds, swords, scissors, cutting tools and straight razors.

**EXPLOSIVES** - Including fireworks, smoke bombs, pyrotechnic devices or flares, and flare guns or launchers.

**CHEMICAL AGENTS, LIQUIDS and GASSES** - Including all compressed air canisters or dispensers for mace or tear gas of any kind, hairsprays, deodorant sprays, cleaning chemicals and consumable liquids in glass bottles, including baby food. **However, essential and declared medical items or equipment may be brought in upon specific request**

**IN ADDITION**, any other items that are primarily weapons by design and/or use, including clubs, batons, saps, blackjacks, brass knuckles, nunchaku ("nun chucks"), throwing stars, throwing spikes, and spike combs.

Umbrellas cannot be taken on to the compound and will be kept by security personnel until your departure from the Embassy/Consulate.

[To Top](#)