

# PACIFIC ISLANDS FISHERIES SCIENCE CENTER



## New Island-Associated Stocks for Hawaiian Spinner Dolphins (*Stenella longirostris longirostris*): Rationale and New Stock Boundaries

Marie C. Hill  
Erin M. Oleson  
Kim Andrews

November 2010



Administrative Report H-10-04

## About this report

Pacific Islands Fisheries Science Center Administrative Reports are issued to promptly disseminate scientific and technical information to marine resource managers, scientists, and the general public. Their contents cover a range of topics, including biological and economic research, stock assessment, trends in fisheries, and other subjects. Administrative Reports typically have not been reviewed outside the Center. As such, they are considered informal publications. The material presented in Administrative Reports may later be published in the formal scientific literature after more rigorous verification, editing, and peer review. This document was written at the request of the Pacific Scientific Review Group as a summary of the best available data on spinner dolphins for the purpose of assessing and defining the stocks within the Hawaiian Islands and American Sāmoa.

Other publications are free to cite Administrative Reports as they wish provided the informal nature of the contents is clearly indicated and proper credit is given to the author(s).

Administrative Reports may be cited as follows:

Hill, M. C., E. M. Oleson, and K. Andrews. 2010. New island-associated stocks for Hawaiian spinner dolphins (*Stenella longirostris longirostris*): rationale and new stock boundaries. Pacific Islands Fish. Sci. Cent., Natl. Mar. Fish. Serv., NOAA, Honolulu, HI 96822-2396. Pacific Islands Fish. Sci. Cent. Admin. Rep. H-10-04, 12 p.

---

## For further information direct inquiries to

Chief, Scientific Information Services  
Pacific Islands Fisheries Science Center  
National Marine Fisheries Service  
National Oceanic and Atmospheric Administration  
U.S. Department of Commerce  
2570 Dole Street  
Honolulu, Hawaii 96822-2396

Phone: 808-983-5386  
Fax: 808-983-2902

Pacific Islands Fisheries Science Center  
Administrative Report H-10-04

New Island-Associated Stocks for  
Hawaiian Spinner Dolphins (*Stenella longirostris longirostris*):  
Rationale and New Stock Boundaries

Marie C. Hill,<sup>1</sup> Erin M. Oleson,<sup>2</sup> and Kim Andrews<sup>3</sup>

<sup>1</sup>Joint Institute for Marine and Atmospheric Research  
University of Hawai‘i, Manoa  
1000 Pope Road, Honolulu, Hawai‘i 96822

<sup>2</sup>NOAA Fisheries  
Pacific Islands Fisheries Science Center  
2570 Dole Street, Honolulu, Hawai‘i 96822-2396

<sup>3</sup>Hawai‘i Institute of Marine Biology  
University of Hawai‘i, Manoa  
P.O. Box 1346, Kane‘ohe, Hawai‘i 96744

November 2010



## INTRODUCTION

The current Marine Mammal Protection Act stock assessment report for spinner dolphins within U.S. Exclusive Economic Zone (EEZ) waters of the central and western Pacific Ocean defines only a single stock, which includes the spinner dolphins within the waters of the Hawaiian Archipelago (Carretta et al., 2009) (Fig. 1). Recent analyses of photo-identification and genetic data indicate the need for a redefinition of the Hawaiian stock of spinner dolphins, as well as the creation of a new stock to include those animals within the U.S. EEZ waters of American Sāmoa (Fig. 2).

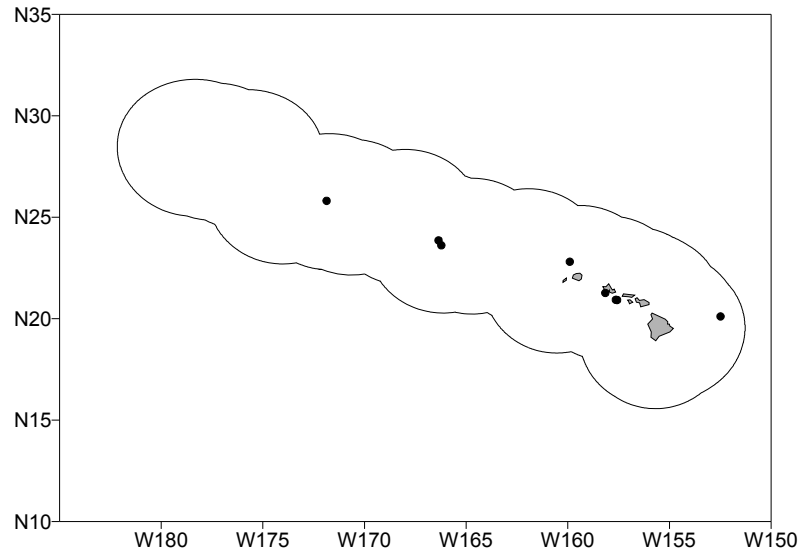


Figure 1.—From Carretta et al., 2009. Spinner dolphin sighting locations during the 2002 shipboard cetacean survey of U.S. EEZ waters surrounding the Hawaiian Islands (Barlow, 2005). Outer line indicates approximate boundary of survey area and U.S. EEZ.

Six morphotypes within four subspecies of spinner dolphins have been described worldwide in tropical and subtropical waters (Perrin and Gilpatrick, 1994; Perryman and Westlake, 1998; Perrin et al., 1991; Perrin et al., 1999). The Gray's (or pantropical) spinner dolphin (*Stenella longirostris longirostris*) is the most widely distributed subspecies and is found in the Atlantic, Indian, central and western Pacific Oceans (Perrin et al., 1991; Norris et al., 1994; Oremus et al., 2007; Johnston et al., 2008). Within the central and western Pacific, spinner dolphins are island-associated and use shallow protected bays to rest and socialize during the day, then move offshore at night to feed (Norris et al., 1994; Reeves et al., 1999; Benoit-Bird and Au, 2003; Lammers, 2004; Karczmarski et al., 2005; Oremus et al., 2007; Johnston et al., 2008). Tracking data of tagged spinner dolphins in Hawai'i have demonstrated that individuals move as far as 8 km offshore during nighttime hours and then return to nearshore waters at sunrise (Norris et al., 1994; Benoit-Bird and Au, 2003). Spinner dolphins are common and abundant throughout the entire Hawaiian Archipelago (Shallenberger, 1981; Norris and Dohl, 1980; Norris et al., 1994) and around American Sāmoa (Reeves et al., 1999). Twenty-six strandings have been reported in the Hawaiian Islands (Maldini et al., 2005).

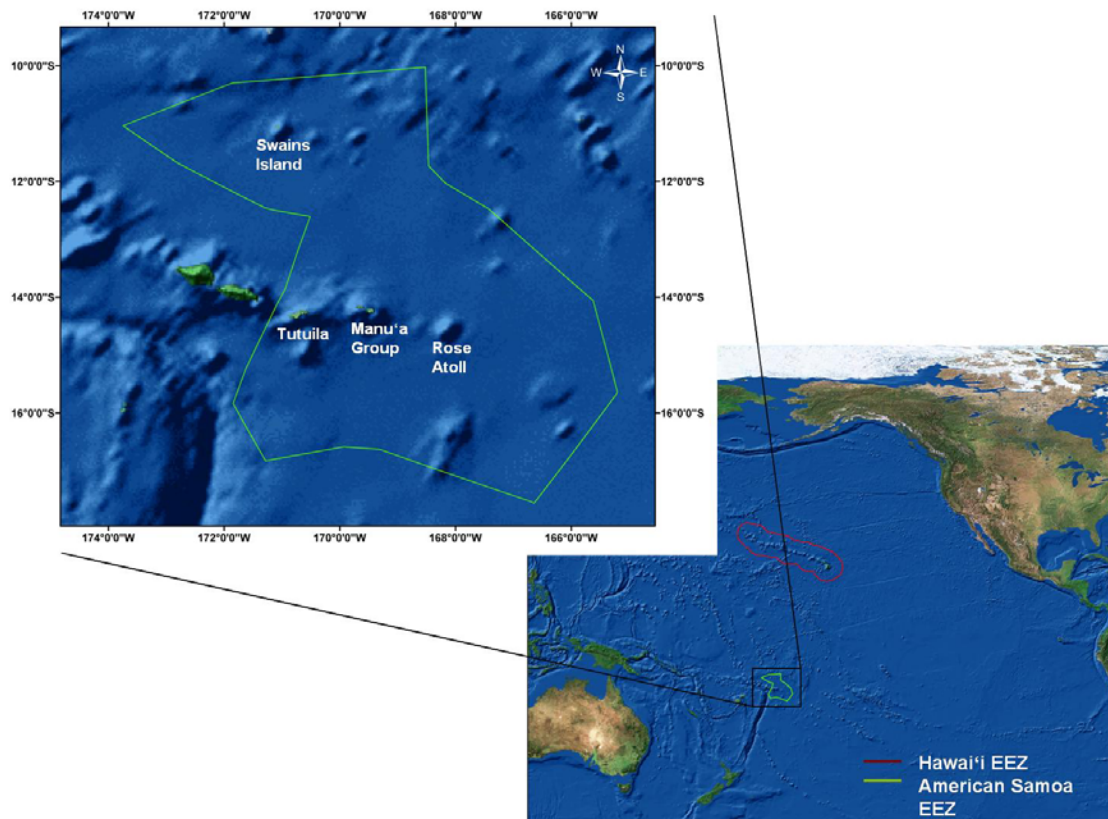


Figure 2.—American Sāmoa EEZ.

## NEW GENETIC INFORMATION

Recent studies on the genetic structure of Gray’s spinner dolphins in Hawai‘i and American Sāmoa support previous conclusions that there is a significant differentiation between dolphins found in Hawaiian waters and those of all other regions (Galver, 2002; Andrews, 2009; Andrews et al., 2010). In addition, Andrews and her colleagues (2009, 2010) found that mitochondrial DNA (mtDNA) control region haplotype and nucleotide diversities of Hawaiian spinner dolphins are low ( $h=0.508$ ;  $\pi=0.0045$ ) compared with those from other geographic regions ( $0.867 \leq h \leq 0.987$ ;  $0.0162 \leq \pi \leq 0.0228$ ) suggesting the existence of strong barriers to gene flow, both geographic and ecological. Their analyses also reveal significant ( $p < 0.001$ ) genetic distinction, at both mtDNA and microsatellite loci, between spinner dolphins sampled in American Sāmoa and those sampled in the Hawaiian Islands (Johnston et al., 2008; Andrews, 2009; Andrews et al., 2010). The low genetic diversity of spinner dolphins in Hawaiian waters indicates that dolphin populations in Hawai‘i may be particularly vulnerable to environmental change compared with spinner dolphins in other locations (Frankham, 2005; Hughes et al., 2008; Agashe, 2009).

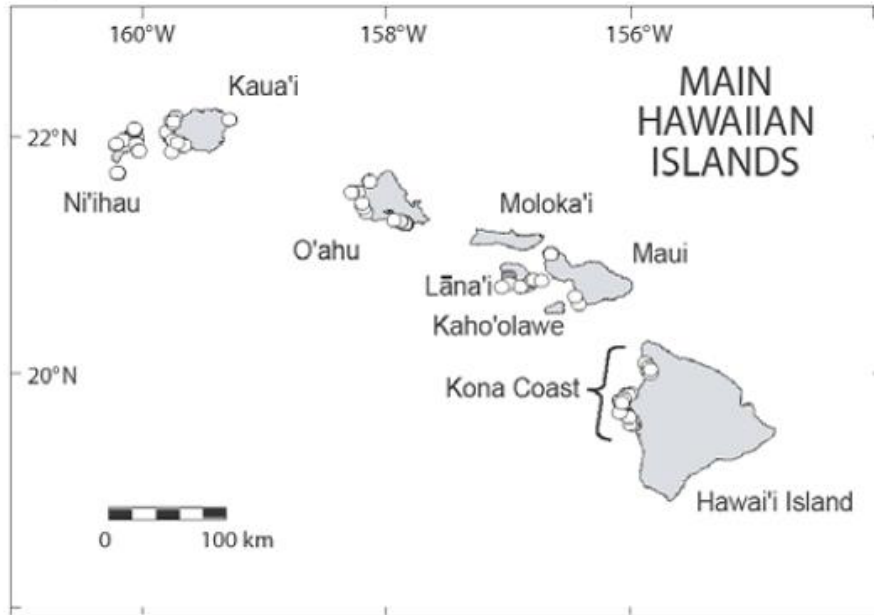


Figure 3.—From Andrews et al., 2010. Spinner dolphin sample location used for population identification analysis in the main Hawaiian Islands.

Andrews et al. (2010) also found significant genetic distinctions between spinner dolphins sampled at different islands within the Hawaiian Archipelago (Table 1). Pairwise F-statistic analyses of mitochondrial and microsatellite data revealed significant genetic differentiation ( $p < 0.001$ ) between spinner dolphins sampled along the Kona Coast of the Island of Hawai'i (Big Island) and spinner dolphins sampled at all other Hawaiian islands including Maui, located only 46 km from the Big Island. Similarly, in the Northwestern Hawaiian Islands, spinner dolphins sampled at Midway and Kure (not genetically distinct from each other) are significantly ( $p < 0.01$  and  $p < 0.001$ ) distinct from those sampled at all other islands. Spinner dolphins sampled at Pearl and Hermes Reef show significant ( $p < 0.01$  and  $p < 0.001$ ) genetic differentiation, at both mtDNA and microsatellite loci, from dolphins sampled at all islands to the southeast and significant genetic distinction, at microsatellite loci, from those at Midway ( $p < 0.05$ ) and Kure ( $p < 0.01$ ). Photo-identification studies in the Northwestern Hawaiian Islands have demonstrated that the movement of individuals between Pearl and Hermes and Midway and Pearl and Hermes and Kure is much lower than that between Midway and Kure (Karczmarski, unpublished data).

Table 1. From Andrews et al., 2010. Pairwise  $F$ -statistics for spinner dolphins between locations in the Hawaiian Archipelago and American Sāmoa for 10 microsatellite loci (below diagonals) and a 417-bp fragment of the mtDNA control region (above diagonals). Sample size in parentheses. (a)  $F_{ST}$  values for microsatellites and  $\Phi_{ST}$  values for mtDNA. (b) Standardized  $F_{ST}$  ( $F'_{ST}$ ) values for microsatellites and mtDNA.  $\Phi_{ST}$  considers genetic distance between haplotypes, but  $F_{ST}$  and  $F'_{ST}$  do not. Shaded areas indicate significant values: \* $p < 0.05$ , \*\* $p < 0.01$ , \*\*\* $p < 0.001$

(a)	Kure (51)	Midway (119)	PHR (47)	FFS (33)	Ni'ihau (45)	Kaua'i (32)	O'ahu (40)	Maui (59)	Kona (79)	Sāmoa (16)
Kure (51)		0.000	-0.003	-0.011	0.048*	0.061*	0.029	0.077**	0.163***	0.506***
Midway (119)	-0.001		0.018	0.001	0.087***	0.105***	0.054**	0.123***	0.236***	0.643***
PHR (47)	0.009**	0.003*		0.009	0.072**	0.070*	0.049*	0.089**	0.176***	0.531***
FFS (33)	0.013***	0.009***	0.010**		0.013	0.017	-0.002	0.037	0.121***	0.396***
Ni'ihau (45)	0.013***	0.012***	0.015***	0.004		0.000	-0.005	0.014	0.051*	0.300***
Kaua'i (32)	0.012***	0.011***	0.013***	0.005	0.001		-0.009	0.030	0.042*	0.316***
O'ahu (40)	0.009**	0.007**	0.013**	0.001	0.001	0.003		0.016	0.071**	0.368***
Maui (59)	0.018***	0.015***	0.022***	0.009**	0.012***	0.013***	0.001		0.085***	0.387***
Kona (79)	0.031***	0.028***	0.040***	0.016***	0.021***	0.024***	0.018***	0.025***		0.217***
Sāmoa (16)	0.081***	0.089***	0.090***	0.058***	0.080***	0.077***	0.073***	0.073***	0.058***	
(b)	Kure (51)	Midway (119)	PHR (47)	FFS (33)	Ni'ihau (45)	Kaua'i (32)	O'ahu (40)	Maui (59)	Kona (79)	Sāmoa (16)
Kure (51)		-0.009	0.025	-0.015	0.042*	0.015	0.017	0.042	0.102***	0.393***
Midway (119)	-0.003		0.052*	-0.015	0.037*	0.025	0.013	0.050**	0.116***	0.416***
PHR (47)	0.030**	0.010*		0.076*	0.155***	0.046*	0.105**	0.082**	0.175***	0.538***
FFS (33)	0.049***	0.033***	0.039**		0.002	0.011	-0.014	0.022	0.070**	0.311***
Ni'ihau (45)	0.048***	0.041***	0.053***	0.016		0.043	-0.011	0.054*	0.033*	0.208***
Kaua'i (32)	0.043***	0.039***	0.045***	0.020	0.002		0.012	0.039	0.055*	0.344***
O'ahu (40)	0.032**	0.023**	0.045**	0.003	0.004	0.011		0.030	0.035*	0.264***
Maui (59)	0.065***	0.053***	0.078***	0.035**	0.043***	0.048***	0.005		0.120***	0.370***
Kona (79)	0.116***	0.102***	0.147***	0.065***	0.079***	0.090***	0.068***	0.096***		0.192***
Sāmoa (16)	0.337***	0.353***	0.366***	0.269***	0.342***	0.320***	0.318***	0.309***	0.253***	

Andrews et al. (2010) found that none of the pairwise comparisons between French Frigate Shoals, Ni'ihau, Kaua'i, and O'ahu were statistically significant. In addition, O'ahu was not significantly differentiated Maui/Lana'i. Assignment tests, which may provide information about recent gene flow, show that for most islands and atolls within the Hawaiian Archipelago, more samples were “back-assigned” to the island/atoll at which they were collected than to any other island, suggesting some level of site fidelity (Fig. 4). The exceptions were samples collected at O'ahu and French Frigate Shoals. Only 15% of the individuals sampled from O'ahu were “back-assigned” to Oahu and were more often (~28%) assigned to Maui/Lana'i. Of the individuals sampled at French Frigate Shoals, only 18.2% were “back-assigned,” suggesting a high level of migration.

Spinner dolphin genetic data are lacking from some islands and atolls within the Hawaiian Archipelago (e.g., Moloka'i, Kaho'olawe, Nihoa, Mokumanamana (Necker), Gardner Pinnacles, Laysan, Lisianski). Sighting data confirms the presence of spinner dolphins at some of these locations (e.g., Moloka'i, Kaho'olawe, Mokumanamana, and Gardner Pinnacles; PIFSC unpublished data), however, without genetic or photo-identification data it is difficult to establish connections between these dolphins and those at other islands.



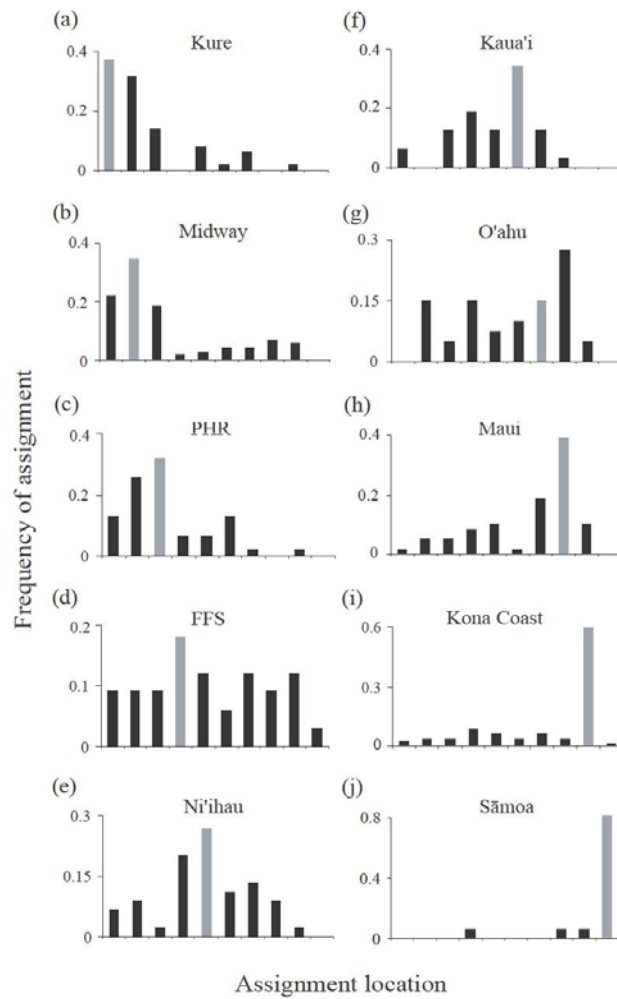


Figure 4. From Andrews et al., 2010. Distribution of assignment locations for spinner dolphins sampled in the Hawaiian Archipelago and American Sāmoa. Graph headings identify the location where the individuals were sampled, and graphs are arranged from (a) the west-most island in the Hawaiian Archipelago to (i) the east-most island in the Hawaiian Archipelago, followed by (j) Sāmoa. "Back-assignments" (assignments to the location at which the individual was sampled) are colored in light gray.

## HAWAIIAN ARCHIPELAGO STOCKS

Based on the evidence provided by the analyses of microsatellite and mtDNA genetic data (Andrews, 2009; Andrews et al., 2010), known movement patterns of dolphins (Karczmarski, 2005), and the geographic distances between the Hawaiian Islands, the current Hawaiian stock of spinner dolphins will be divided into the following five separate stocks: 1) Midway Atoll/Kure, 2) Pearl and Hermes Reef, 3) Ni‘ihau/Kaua‘i, 4) O‘ahu/4-Islands region, 5) Big Island (Figs. 5 and 6). Based on the best available evidence, including sighting and tracking data, boundaries for these stocks are set at 18.5 km (10 nmi) distance around each island or island group. This boundary is based on anecdotal accounts of individual spinner dolphin movements and is likely to be revised as additional information on the offshore movements of island-associated populations is collected. Spinner dolphins beyond 18.5 km from shore are assigned to an additional Hawai‘i Pelagic stock. Dolphins sampled at French Frigate Shoals will be included in the Hawai‘i Pelagic stock. Dolphins that may occur around Laysan, Lisianski, Gardner Pinnacles, and Nihoa are also included in this Hawai‘i Pelagic stock as there is no genetic or sighting information from these islands/atolls and the lack of resting habitat (Rickards et al., 2001) would seem to preclude resident stocks at these locations.

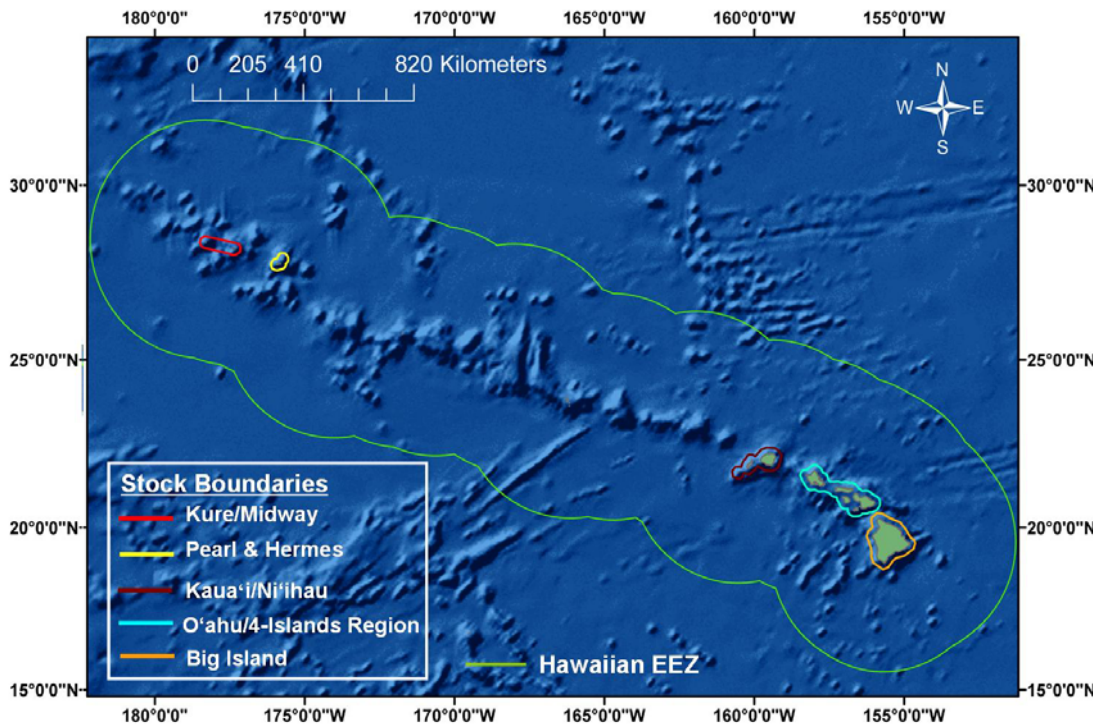


Figure 5. Hawaiian Islands spinner dolphin stock boundaries. Five new stocks: Kure/Midway, Pearl and Hermes Reef, Kaua‘i/Ni‘ihau , O‘ahu/4-islands region, and the island of Hawai‘i (Big Island). A sixth Hawaiian pelagic stock will include all other spinner dolphins within the Hawai‘i EEZ.

The strong differentiation between Ni‘ihau/Kaua‘i, Maui/Lana‘i, and the Big Island at the microsatellite loci indicates that these three island groups warrant separate management. The samples from O‘ahu, however, are not significantly differentiated from either Ni‘ihau/Kaua‘i or Maui/Lana‘i. The grouping of O‘ahu with Maui/Lana‘i is based on the high rate of cross-assignments between these island groups in Andrews’ (2009) assignment tests and their geographic proximity. The grouping of individuals from O‘ahu and Maui/Lana‘i may change once additional data are collected. Although there are no data from Moloka‘i and Kaho‘olawe, these dolphins are grouped with those from Maui and Lana‘i because of their proximity to one another (4-Islands region).

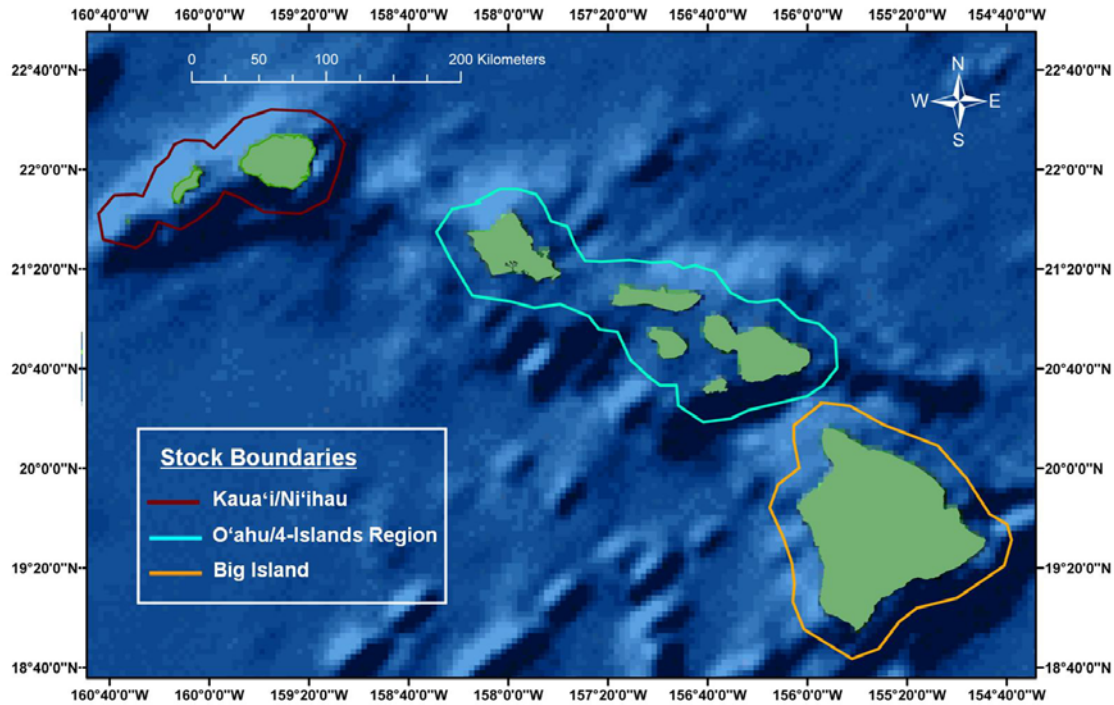


Figure 6.—Detailed view of new spinner dolphin stock boundaries in the main Hawaiian Islands, with new stocks for Kaua‘i/Ni‘ihau , O‘ahu/4-Islands, and the island of Hawai‘i (Big Island).

The Pacific Islands Photo-identification Network (PIPIN) is beginning to analyze spinner dolphin photo-data from the main Hawaiian Islands. In the future, this data will be used to establish minimum population estimates of each stock. In addition, PIPIN will look at individual spinner dolphin movements which may result in future refinements to the new stock boundaries.

## AMERICAN SĀMOA STOCK

During small-boat surveys (2003–2006) in the waters surrounding the island of Tutuila, the spinner dolphin was the most frequently encountered species (i.e., 34 of 52 sightings—Fig. 7) and was found in waters with a mean depth of 44 m (Johnston et al., 2008). Photo-identification data collected during the surveys indicate the presence of a “resident” population of spinner dolphins in the waters surrounding Tutuila. Approximately one-third of the individuals within the photo-id catalog were sighted in multiple years. In addition, some of these individuals demonstrated strong site fidelity and were encountered within only a few kilometers from one year to the next. During a 2006 shipboard survey, spinner dolphins were also encountered just south of the island of Ta‘u, American Sāmoa (Johnston et al., 2008).

It is evident from both the genetic and photo-identification data that spinner dolphins at American Sāmoa are distinct from those in Hawaiian and other tropical Pacific waters and that at least some portion of the population is resident at the island of Tutuila. For this reason, a spinner dolphin stock will be established within American Sāmoa. Although there may be separate island-associated populations, currently there is not enough evidence for support of any such stock division.

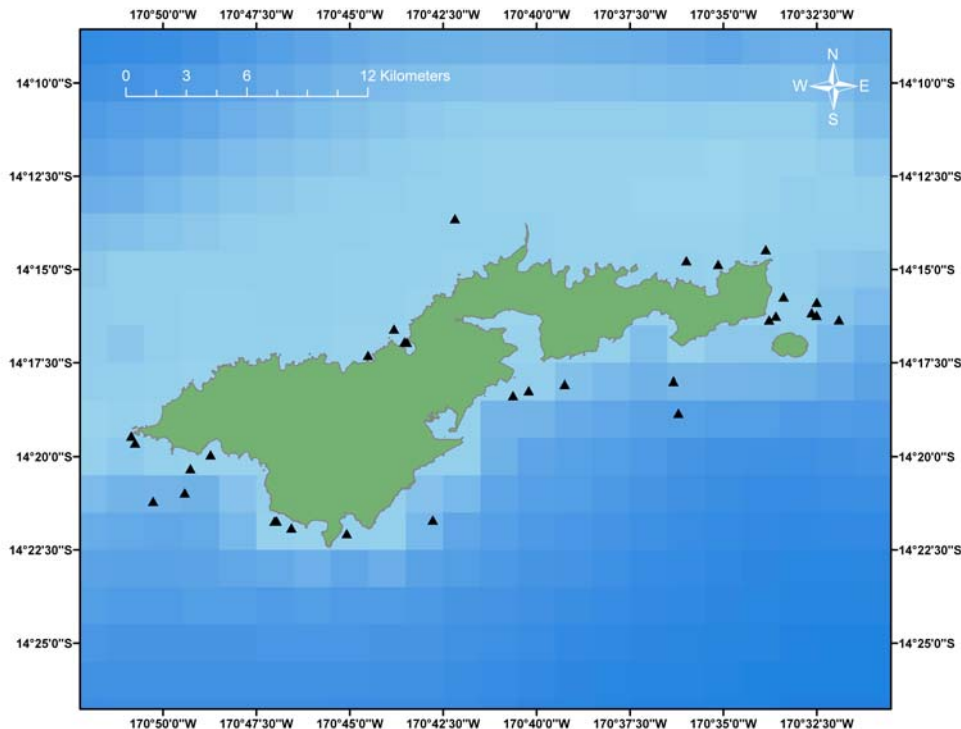


Figure 7.—Spinner dolphin sighting locations around the island of Tutuila in American Sāmoa. Photo-identification matches suggest an island-associated population at Tutuila; however, only a single EEZ-wide stock will be established at this time as data is lacking from other regions in American Sāmoa.

## REFERENCES

- Agashe, D.  
2009. The stabilizing effect of intraspecific genetic variation on population dynamics in novel and ancestral habitats. *Am. Nat.* 174(2):255-267.
- Andrews, K. R.  
2009. Barriers to gene flow in the spinner dolphin (*Stenella longirostris*). PhD dissertation, University of Hawai'i, Manoa. 99 pp.
- Andrews, K.R., Karczmarski, L., Au, W.W.L., Rickards, S.H., Vanderlip, C.A., Bowen, B.W., Grau, E.G., and Toonen, R.J. 2010. Rolling stones and stable homes: social structure, habitat diversity and population genetics of the Hawaiian spinner dolphin (*Stenella longirostris*). *Molecular Ecology* 19:732-748.
- Barlow, J., S. L. Swartz, T.C. Eagle, and P.R. Wade.  
1995. U.S. Marine Mammal Stock Assessments: Guidelines for Preparation, Background, and a Summary of the 1995 Assessments. U.S. Dep. Commer., NOAA Tech. Memo. NMFS-OPR-6, 73.
- Benoit-Bird, K. J., and W. W. L. Au.  
2003. Prey dynamics affect foraging by a pelagic predator (*Stenella longirostris*) over a range of spatial and temporal scales. *Behav. Ecol. and Sociobiol.* 53:364-373.
- Carretta, J. V., K. A. Forney, M. S. Lowry, J. Barlow, J. Baker, D. Johnston, B. Hanson, M. M. Muto, D. Lynch, and L. Carswell.  
2009. U.S. Pacific marine mammal stock assessments: 2008. U.S. Dep. Commer., NOAA Tech. Memo. NOAA-TM-NMFS-SWFSC-434, 343 pp.
- Frankham, R.  
2005. Ecosystem recovery enhanced by genotypic diversity. *Heredity* 95:183.
- Galver, L. M.  
2002. The molecular ecology of spinner dolphins, *Stenella longirostris*: genetic diversity and population structure. PhD thesis. University of California, San Diego, CA.
- Hughes, A. R., B. D. Inouye, M. T. J. Johnson, N. Underwood, and M. Vellend.  
2008. Ecological consequences of genetic diversity. *Ecological Letters* 11:609-623.
- Johnston, D. W., J. Robbins, M. E. Chapla, D. K. Mattila, and K. R. Andrews.  
2008. Diversity, habitat associations, and stock structure of odontocete cetaceans in the waters of American Sāmoa, 2003-2006. *Journal of Cetacean Research and Management* 10(1):59-66.

- Karczmarski, L., B. Würsig, G. Gailey, K. W. Larson, and C. Vanderlip.  
2005. Spinner dolphins in a remote Hawaiian atoll: Social grouping and population structure. *Behav. Ecol.* 16(4):675-685.
- Lammers, M. O.  
2004. Occurrence and behavior of Hawaiian spinner dolphins (*Stenella longirostris*) along O'ahu's leeward and south shores. *Aquatic Mammals* 30(2):237-250.
- Maldini, D., L. Mazzuca, and S. Atkinson.  
2005. Odontocete stranding patterns in the main Hawaiian Islands (1937-2002): How do they compare with live animal surveys? *Pacific Science* 59:55-67.
- NMFS.  
2005. Revisions to Guidelines for Assessing Marine Mammal Stocks. 24 pp.
- Norris, K. S., and T. P. Dohl.  
1980. Behavior of the Hawaiian spinner dolphin, *Stenella longirostris*. *Fish. Bull.* 77:821-849.
- Norris, K. S., B. Würsig, R. S. Wells, and M. Würsig.  
1994. *The Hawaiian Spinner Dolphin*. University of California Press, 408 pp.
- Oremus, M., M. M. Poole, D. Steel, and C. S. Baker.  
2007. Isolation and interchange among insular spinner dolphin communities in the South Pacific revealed by individual identification and genetic diversity. *Mar. Ecol. Prog. Ser.* 336: 275-89.
- Perrin, W. F., and J. W. Gilpatrick.  
1994. Spinner dolphin *Stenella longirostris*. Pages 99-128 in S. H. Ridgeway and R. Harrison, editors. *Handbook of Marine Mammals*. Academic Press, London.
- Perrin, W. F., P. A. Akin, and J. V. Kashiwada.  
1991. Geographic variation in external morphology of the spinner dolphin *Stenella longirostris* in the Eastern Pacific and implications for conservation. *Fish. Bull.* 89:411-428.
- Perrin, W. F., M. L. L. Dolar, and D. Robineau.  
1999. Spinner dolphins (*Stenella longirostris*) of the western Pacific and Southeast Asia: Pelagic and shallow-water forms. *Mar. Mamm. Sci.* 15:1029-1053.
- Perryman, W. L., and R. L. Westlake.  
1998. A new geographic form of the spinner dolphin, *Stenella longirostris*, detected with aerial photogrammetry. *Mar. Mamm. Sci.* 14:38-50.

Reeves, R., S. Leatherwood, G. S. Stone, and L. G. Eldredge.

1999. Marine mammals in the area served by the South Pacific Regional Environment Programme (SPREP). South Pacific Regional Environment Programme, Apia, Sāmoa. 48pp.

Rickards, S., C. Vanderlip, and G. Oliver.

2001. Spinner dolphins (*Stenella longirostris*) at Midway Atoll, Northwest Hawaiian archipelago: February – December, 2001. Report to National Marine Fisheries Service and U.S. Fish and wildlife Service., 41 p.

Shallenberger, E.W.

1981. The status of Hawaiian cetaceans. Final report to U.S. Marine Mammal Commission. MMC-77/23, 79 pp.

(This page is left blank intentionally.)